

Novikova, Aleksandra et al.

Research Report

Informationsinstrumente zur Förderung von Energieeinsparungen im Wohngebäudebestand

CPI Report, Climate Policy Initiative

Suggested Citation: Novikova, Aleksandra et al. (2011) : Informationsinstrumente zur Förderung von Energieeinsparungen im Wohngebäudebestand, CPI Report, Climate Policy Initiative, Climate Policy Initiative, Berlin

This Version is available at:

<https://hdl.handle.net/10419/65867>

Standard-Nutzungsbedingungen:

Die Dokumente auf EconStor dürfen zu eigenen wissenschaftlichen Zwecken und zum Privatgebrauch gespeichert und kopiert werden.

Sie dürfen die Dokumente nicht für öffentliche oder kommerzielle Zwecke vervielfältigen, öffentlich ausstellen, öffentlich zugänglich machen, vertreiben oder anderweitig nutzen.

Sofern die Verfasser die Dokumente unter Open-Content-Lizenzen (insbesondere CC-Lizenzen) zur Verfügung gestellt haben sollten, gelten abweichend von diesen Nutzungsbedingungen die in der dort genannten Lizenz gewährten Nutzungsrechte.

Terms of use:

Documents in EconStor may be saved and copied for your personal and scholarly purposes.

You are not to copy documents for public or commercial purposes, to exhibit the documents publicly, to make them publicly available on the internet, or to distribute or otherwise use the documents in public.

If the documents have been made available under an Open Content Licence (especially Creative Commons Licences), you may exercise further usage rights as specified in the indicated licence.



CLIMATE
POLICY
INITIATIVE

Informationsinstrumente zur Förderung von Energieeinsparungen im Wohngebäudebestand

CPI Report

Aleksandra Novikova
Hermann Amecke
Karsten Neuhoff
Kateryna Stelmakh
Climate Policy Initiative (CPI Berlin),
Deutsches Institut für
Wirtschaftsforschung (DIW Berlin)

Bernadett Kiss
International Institute of Industrial
Environmental Economics (IIIEE),
Lund University

Clemens Rohde
Fraunhofer-Institut für System- und
Innovationsforschung (ISI)

Elisa Dunkelberg
Julika Weiß
Institut für ökologische
Wirtschaftsforschung (IÖW)

Kaisa Matschoss
National Consumer Research Center
of Finland

Sarah Darby
Environmental Change Institute,
Oxford University

 **DIW BERLIN**

27|Juli|2011

Beschreibung

| | |
|-----------------------|---|
| Sektor | Wohngebäude |
| Region | Deutschland |
| Schlüsselbegriffe | Gebäude, Energetische Sanierungen, Informationsinstrumente |
| Verwandte CPI Reports | „Landkarte über Instrumente zur Förderung von Energieeffizienz im deutschen Wohngebäudesektor“ „Erfüllung der Ziele des Energiekonzepts für Wohngebäudesanierungen“, „Die Effektivität des Energieausweises“, „Drivers for Thermal Retrofit Decisions - Case Study of German Single- and Double- Family Houses“ |

Über CPI

Climate Policy Initiative (CPI) untersucht die Effektivität nationaler Politikinstrumente und unterstützt damit öffentliche Entscheidungsträger bei der Umsetzung klimafreundlicher Wachstumsstrategien. Die Erfahrung aus existierenden Politikinstrumenten und Programmen wird somit genutzt, um aus Schwierigkeiten zu lernen und auf Erfolgen aufzubauen.

Der Hauptsitz von CPI befindet sich in San Francisco und weitere Büros existieren an der School of Public Policy and Management der Tsinghua Universität in Peking; dem Deutschen Institut für Wirtschaftsforschung (DIW Berlin); der Päpstlichen Katholischen Universität von Rio de Janeiro und der Fondazione Eni Enrico Mattei (FEEM) in Venedig. Als unabhängige und gemeinnützige Organisation erhält CPI langfristige finanzielle Unterstützung von George Soros.

Institute der Mitautoren

| | |
|---|---|
| International Institute of Industrial Environmental Economics (IIIEE) of Lund University, Sweden URL: www.iiiee.lu.se | Bernadett Kiss: Bernadett.Kiss@iiiee.lu.se |
| Fraunhofer-Institut für System- und Innovationsforschung (ISI), Germany URL: www.isi.fraunhofer.de | Clemens Rohde: Clemens.Rohde@isi.fraunhofer.de |
| Institut für ökologische Wirtschaftsforschung (IÖW), Germany URL: www.ioew.de | Elisa Dunkelberg: Elisa.Dunkelberg@ioew.de Julika Weiß: Julika.Weiss@ioew.de |
| National Consumer Research Center (NCRC), Finland URL: www.ncrc.fi | Kaisa Matschoss: Kaisa.Matschoss@ncrc.fi |
| Environmental Change Institute (ECI) of Oxford University, United Kingdom URL: www.eci.ox.ac.uk | Sarah Darby: Sarah.Darby@ouce.ox.ac.uk |

Kurzfassung

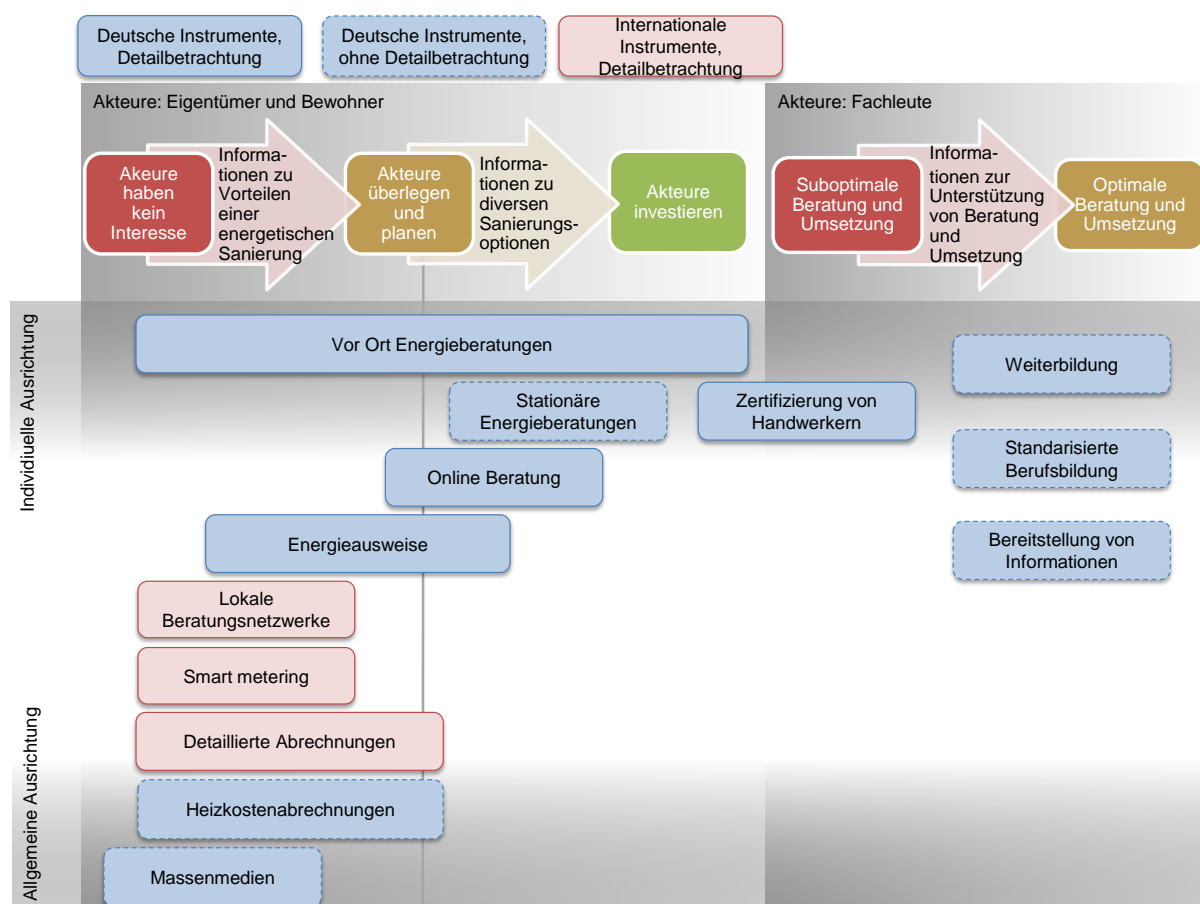
Hintergrund und Zielsetzung

Eine energetische Gebäudesanierung (Sanierung zur Erhöhung der Energieeffizienz) erfordert einen langen, relativ komplexen Entscheidungsprozess für Gebäudeeigentümer, -verwalter, Mieter sowie Bauhandwerker. Es gibt verschiedene Möglichkeiten diese Akteure in Ihren Entscheidungen durch gezielte Informationen zu unterstützen. Der vorliegende Beitrag beleuchtet anhand der vorhandenen Literatur eine Vielzahl von nationalen und internationalen Informationsinstrumenten und beschreibt ihre Rolle bei der Förderung von energetischen Sanierungsentscheidungen. Sofern in der Literatur entsprechende Informationen vorliegen, erörtert der Beitrag auch die Effektivität und Umsetzungspraxis der jeweiligen Instrumente.

Der Entscheidungsprozess bei energetischen Wohngebäudesanierungen

Abbildung 1 zeigt, wie der Einsatz verschiedener Informationsinstrumente auf unterschiedliche Zielgruppen und bestimmte Phasen des Entscheidungsprozesses ausgerichtet werden kann.

Abbildung 1: Ausgewählte Informationsinstrumente zur Unterstützung energetischer Sanierungen



Informationsinstrumente zur Unterstützung verschiedener Phasen des Entscheidungsprozesses bei Gebäudesanierungen

Die Literaturlauswertung zur Rolle und Effektivität von Informationsinstrumenten wird im Folgenden zusammengefasst. Dazu werden Informationsinstrumente in drei Kategorien eingeteilt:

1. Instrumente, die Haushalte über Vorteile einer energetischen Gebäudesanierung informieren und sich an bislang uninteressierte Haushalte richten

Diese Instrumente stellen grundlegende Informationen über energetische Gebäudesanierungen bereit und erläutern die Auswirkungen auf Energieeffizienz, Energiekosten, mögliche Energieeinsparungen, Gesundheit, Wohnkomfort, Gebäudeästhetik und andere Aspekte. Zu diesen Instrumenten gehören etwa detaillierte Abrechnungen, Energiezähler im Haus, lokale Beratungsnetzwerke sowie Energieausweise.

- Die flächendeckende Ausstellung detaillierter Abrechnungen und Verbrauchsberichte ist ein effektives und preiswertes Instrument. Das Instrument kann so gestaltet werden, dass Haushalte automatisch am Prozess teilnehmen. Sollten sie die Teilnahme nicht wünschen, können sie diese explizit ablehnen. Eine solche Ausgestaltung ist wirkungsvoller, als wenn die Teilnahme am Prozess von den Haushalten beantragt werden müssen.
- Im Haus befindliche Energiezähler, die den Kunden Echtzeit-Informationen anzeigen, können das Bewusstsein für die Vorteile höherer Energieeffizienz stärken, wenn die Verbraucher über die richtige Auswertung dieser Informationen unterrichtet sind.
- Der Staat kann durch Fortbildungen im kommunikativen und technischen Bereich lokale, informelle Beratungsnetzwerke unterstützen.
- Energieausweise in ihrer jetzigen Form, wie sie beispielsweise in Deutschland existieren, sind nicht sehr effektiv, doch ist das ihnen entgegengebrachte Vertrauen größer als bei anderen Informationen. Sobald die Ausweise vollständig verpflichtend sind, könnten Sie eine größere Rolle spielen, da die Effektivität des Energieausweises mit seiner Verbreitung steigt.

2. Instrumente, die Haushalten bei der Sanierungs- und Investitionsplanung helfen, indem sie Informationen über verschiedene Sanierungsmöglichkeiten und -förderungen bereitstellen

Dazu gehören Instrumente und Programme, die detaillierte Informationen über die Sanierungsoptionen, die entsprechenden Kosten und die positiven Nebeneffekte liefern. Wichtige Beispiele für derartige Instrumente sind Vor-Ort Energieberatungen und Online-Beratungsangebote.

- Haushalte vertrauen stärker auf Informationen, die von Fachleuten ausgegeben werden, als auf Informationen von Internetplattformen, wobei Letztere jedoch einfacher und preisgünstiger bereitzustellen sind.
- Informationsplattformen im Internet können sich als wertvolles Instrument erweisen, sind jedoch unter Umständen schwierig zu nutzen.
- Haushalte nehmen Informationen aus unterschiedlichen Quellen oft als inkonsistent wahr, was ihre Bedeutung für die Entscheidung über eine energetische Gebäudesanierung schmälert. Gezielte Vorschriften können die Qualität und Konsistenz der Auskünfte jedoch verbessern. So wurde in den USA ein Standard für Software zur Abbildung der Energieeffizienz von Gebäuden eingeführt.

3. Instrumente zur Weiterbildung von Handwerkern in Bezug auf Sanierungsarbeiten und Kommunikation

Handwerker übernehmen während des Sanierungsvorgangs vier wichtige Aufgaben: Sie machen Vorschläge, planen, setzen das Vorhaben um und stehen dem Bauherrn nach der Sanierung zur Seite. Fortbildungsprogramme für Handwerker, die sowohl auf erfolgreiche Umsetzung als auch auf effektive Kommunikation abzielen, bieten bei diesen Aufgaben Unterstützung.

- Instrumente, die die Eignung von Fachleuten bewerten und sicherstellen, sind für Haushalte unverzichtbar.

- Die große Zahl an existierenden Qualifikationen und Bezeichnungen erschwert es den Haushalten, die richtigen Fachleute auszuwählen und ihnen zu vertrauen. (In den USA gibt es beispielsweise Hunderte verschiedener Berufsbezeichnungen in diesem Bereich.)
- Wenn durch Zertifizierungsverfahren die Qualifikation eines Mitarbeiters das gesamte Unternehmen als zertifiziert gilt, besteht für Handwerker wenig Anreiz, ihr gesamtes Personal für hochwertige Gebäudesanierungen zu schulen.

Die vorliegende Untersuchung der vorhandenen Literatur deutet darauf hin, dass Informationsinstrumente deutliche Auswirkungen auf die energetische Sanierung bestehender Wohngebäude haben können, unabhängig davon, ob die Instrumente in Paketen oder einzeln eingeführt werden. Es ist jedoch eine weitere Bewertung ihrer Wirksamkeit über den gesamten Entscheidungsprozess erforderlich.

Table of Contents

| | | |
|-----|---|----|
| 1 | Introduction..... | 7 |
| 2 | Policies that inform about thermal retrofit benefits | 9 |
| 2.1 | Detailed billing and energy reports with a normative component | 9 |
| 2.2 | In-home energy displays and smart meters..... | 11 |
| 2.3 | Local-level leadership programmes | 13 |
| 2.4 | Energy Performance Certificates | 15 |
| 3 | Policies that inform about retrofit options | 17 |
| 3.1 | Online tools | 17 |
| 3.2 | Energy auditing tools and consultation | 19 |
| 4 | Policies that inform professionals..... | 21 |
| 4.1 | Craftsman certification..... | 21 |
| 5 | Conclusion..... | 22 |
| 6 | References | 23 |
| 7 | Appendix..... | 27 |
| 7.1 | Detailed bills and energy reports: case studies | 27 |
| 7.2 | Local leadership programme: case studies | 28 |
| 7.3 | Energy audits and consulting: case studies..... | 29 |
| 7.4 | Expert certification schemes: examples and implementation issues..... | 31 |

1 Introduction

The German Government has committed to reduce buildings' primary energy demand for thermal energy use in 2050 by 80% compared to 2008 levels (Energy Concept: BMWi and BMU 2010). This will require the rate of thermal efficiency retrofit of the building stock¹ (plus further thermal retrofits) to more than double (from ca. 0.8%/yr. to 2%/yr.²) and will require that thermal retrofits achieve a high thermal performance for the building.

This paper classifies and reviews key information tools that have been designed and implemented in Germany. For tools that are not applied in Germany, the paper refers to international experience. The ideas reflected in the paper are based on discussions at a CPI workshop³ (CPI 2011) and the literature available in the public domain.

Conducting a building thermal efficiency retrofit is a relatively complex decision-making process involving building owners, managers, users, and construction industry professionals. A variety of information instruments exists to support participants at each stage of this process. Understanding the role of each information tool is essential for the assessment of its effectiveness. For this purpose we structure the decision-making process of households about thermal efficiency retrofit into three stages. In the first stage, households are not aware of thermal retrofit opportunities. In the second stage, they are actively considering a thermal retrofit, and in the third stage, they finally implement the plans. Information instruments can support the households in moving between these stages and are grouped accordingly.

The first group of policies moves households that are unaware or uninterested in thermal retrofit to a stage where they are actively considering and planning a thermal retrofit. These policies may provide information about a building's energy cost or level of thermal comfort, as well as generic information about potential retrofitting options. Since uninterested actors are not actively searching for information, information needs to be made available to them in such a way that they "stumble across it." For instance, a detailed heating bill, which reveals the financial implications of the status quo, can lead to a more positive attitude towards a retrofitted dwelling.

The second group of instruments targets households that have already considered and/or planned a building retrofit. The aim of such policies is to move interested actors to a stage where they invest in a retrofit by providing information about the performance of different retrofit options and financial support programs.

The third group of policies addresses a different group of participants, namely contractors. Contractors need to be qualified and experienced in order to effectively implement energy efficiency measures and provide thorough marketing advice and technical justifications for retrofits to their customers. This group of information instruments aims to support contractors in their activities by providing training and information on both implementation and communication skills.

¹ By thermal (efficiency) retrofit, the paper means a set of measures aimed to change the main technical characteristics of a building and its systems in order to reduce building consumption for space heating purpose.

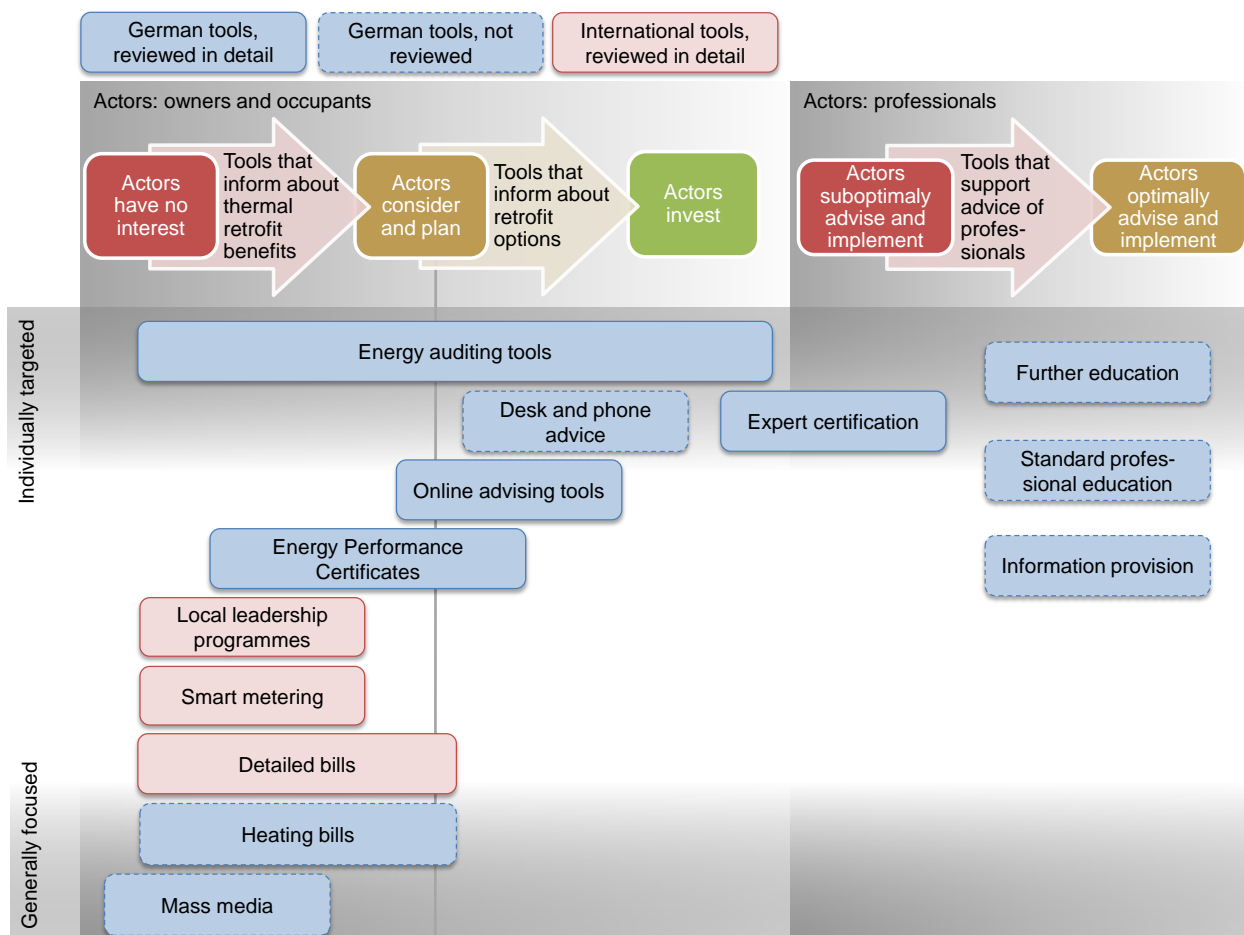
² Yearly retrofit rate of outer walls with insulation: 0.83% (IWU/BEI 2010).

³ "Roundtable on Information Instruments to Support Thermal Efficiency Upgrades of Buildings" hosted by CPI at DIW-Berlin on February 18, 2011 and gathered 16 regional, national, and international representatives of ministries, energy agencies, NGOs, research institutes and consultancies.

Figure 1.1 uses the above structure to summarise the information instruments that support thermal retrofits of German residential buildings. The Figure also includes some international information policies that are not presently or have only recently been implemented in Germany.

The remainder of this paper discusses some of these information instruments. Each section provides a detailed description and definition of the policy instrument, summarizes available impact evaluations, and discusses implementation issues.

Figure 1.1: Map of information instruments to support buildings thermal retrofit in Germany and abroad



Note:

A variety of experts in the construction industry facilitate thermal retrofits of households, including contractors, chimney sweeps, architects, planners, plumbers, material producers and installers, among others. Only policies targeted at contractors are presented.

2 Policies that inform about thermal retrofit benefits

2.1 Detailed billing and energy reports with a normative component

Detailed energy bills and reports with a normative component (information on local averages or norms) are cost-effective and may result in 1-10% energy savings.

- The impact of these tools is increased if participation is automated with an option to opt out, rather than requiring explicit sign-up (opt-in).
- To neutralize the possible negative effect of the normative information on consumers who are using less energy than the average household, the design of bills should include positive reinforcement messages.
- There are two ways of dealing with household data access and security: requesting them on a voluntary basis or establishing a third party responsible for data collection and treatment.
- Experts recommend feedback hotlines to address concerns and remove households that wish to discontinue receiving this information.

Detailed paper or electronic energy bills give households feedback on their energy consumption.⁴ Detailed bills may include historical energy consumption and costs, standard or average consumption/cost data to serve as a benchmark for comparison, on- and off- peak information where there are fluctuating energy tariffs, and/or a breakdown of energy consumption by end-use based on a representative household pattern (EPRI 2009). Such feedback can also be delivered in a written “energy report” that is sent separately from the bill; there is some evidence that customers will then pay more attention, especially if the report comes from a third party rather than the utility itself. Historical energy consumption statistics include information for on- and off- peak periods, which is available at the utility level and can be prepared by utilities themselves at insignificant costs. Bills with historical statistics are a standard practice in California and many other US utilities; they are also a legal requirement for utilities in New South Wales, Australia (Roberts and Baker 2003).

Figure 2.1 summarizes various studies’ impact evaluations of the inclusion of historical and normative data in energy bills and energy reports. Estimates for a reduction in household energy consumption versus control groups range from 1%-10%, with a median of ca. 5%. Based on a detailed review of feedback experiments, (Darby 2006) argued that the reasons for variation include the information content and its quality, while Abrahamse et al. (2005) cautioned about the reliability of estimates due to the variability in experimental conditions, such as sample size and the presence or absence of appropriate control groups.

A review by Schultz et al. (2007) noted that normative feedback can lead to a negative impact on energy conservation behaviour for a sub-group of households with above average energy performance. Providing an encouraging injunctive message (such as an “☺” icon), however, may partially neutralize this effect (see also Allcott 2010).

⁴ For an overview of all feedback tools please see Darby (2010), Ehrhardt-Martinez et al. (2010) and EPRI (2009).

Figure 2.1: Electrical energy savings resulting from detailed billing/written energy report experiments as compared to control groups (for the case marked “DH,” district heat savings are examined; for the case marked “BL,” heating savings versus the baseline equal to the last period consumption are provided)

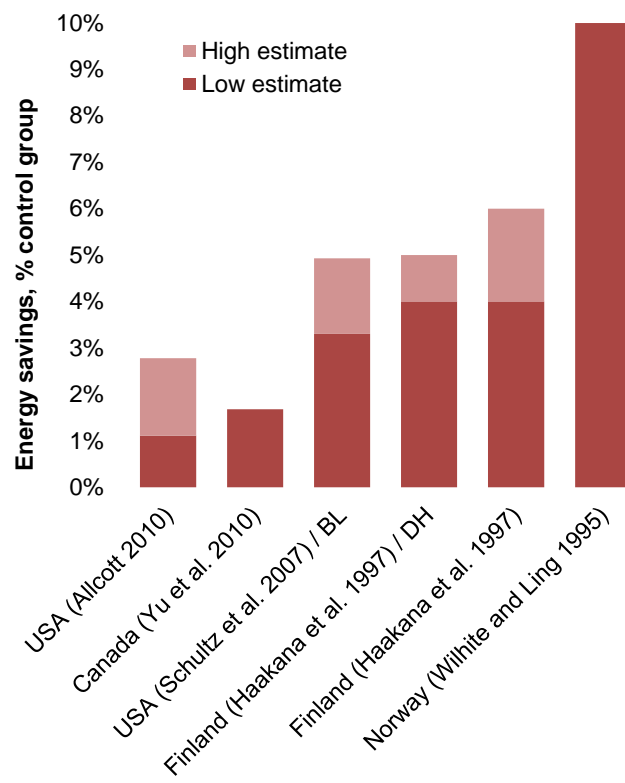


Figure notes:

USA (Allcott 2010): historical and normative feedback produced by a private company OPower for 23 US power utilities to inform ca. 600,000 customers since 2008, the data is as of early 2010.

USA (Schultz et al. (2007): normative feedback to 287 California power customers in 2005 immediately after sending the reports and 4 weeks later. These results are for a group of households which consume *more* energy than average (see below).

Finland (Haakana et al. 1997): normative feedback about power and district heat consumption to 105 Finnish single-family houses during 21 months in 1993-1995.

Canada (Yu et al. 2011): historical and normative power consumption feedback of the Power Smart programme by the British Columbia utility BC Hydro to ca. 300,000 customers since 2008 (the number of customers is as of early 2011 according to the BC Hydro website).

Norway (Wilhite and Ling 1995): historical feedback on power consumption of 1286 Norwegian customers during 3 years starting from 1989; impact of normative feedback was not quantitatively estimated.

Available estimates (Allcott 2010; Wilhite and Ling 1995) attest that historic and normative feedback can be very cost-effective, reducing energy consumption at costs of US\$0.01/kWh to US\$0.04/kWh (see Figure 2.1). Allcott (2010) calculated that the impact of detailed bills in a US case study has been equal to a 17-28% increase of the residential power tariff, given the low price elasticity of electricity demand (see Case study 1 of the Annex).

Large scale implementation of detailed billing schemes, however, is still rare. The US company OPower and the Canadian utility BC Hydro are two examples and are described in Case study 1 and Case study 2 of the Annex, respectively. The OPower scheme enrolls all households by default and offers an opt-out option, whereas the BC Hydro programme requires a subscription (opt-in). Carroll et al. (2009) argued that offering an opt-out option may be more effective, because few people choose to opt out. While the sample selection bias might result in a higher energy savings rate for participants in opt-in schemes, in these two cases, the overall impact of opt-out schemes was higher given the higher participation rate. Further success factors include frequent reminders about the programme, such as newsletters, which in BC Hydro’s case may have increased traffic to the online tool (Carroll and others 2009). Credibly conveying to householders that they are being compared to a valid comparison group remains a particular challenge (ibid.). Thus, the authors recommended feedback lines to address such concerns or to remove households that wish to discontinue receiving this information.

Data access, management, and privacy issues need to be carefully addressed during implementation. OPower, a third party provider, delivers energy consumption feedback to utility customers as a ready product. Thus only OPower has access to household statistical information. In contrast, utility provider BC Hydro receives household information from consumers and analyzes it in-house.

2.2 In-home energy displays and smart meters

In-home energy displays reveal real-time information to consumers about their energy consumption and respective payments. Households that use the display regularly may save 5% of electricity. This points to opportunities for providing 'real-time' information about energy consumed for heating (typically gas, oil, district heating), which is currently only available on monthly or less frequent bases. Studies suggest that in order to meet the potential of these displays/smart meters, policymakers should address:

- Utilities' motivation to encourage consumers to reduce consumption (decoupling profit from sales or requirements to help customers reach a particular energy savings goal).
- Information campaigns to educate consumers on how to use the information from energy displays and smart meters.
- Policies to motivate consumers to act on the information (e.g., financial incentives).

In-home energy displays reveal real-time information to consumers about their electrical energy consumption and respective payments, in contrast to classic electrical meters, which only measure the total amount of energy used. Smart meters provide detailed information about energy usage patterns (e.g. energy consumption for individual electrical appliances), as well as other smart grid services, through the electricity grid.

Since 2010, households in Germany have been required to install smart meters when a meter is replaced or installed for the first time or when a building undergoes major renovations (German energy economy law (EnWG 2005), which implements the Directive 2006/32/EC (European Commission 2006)).

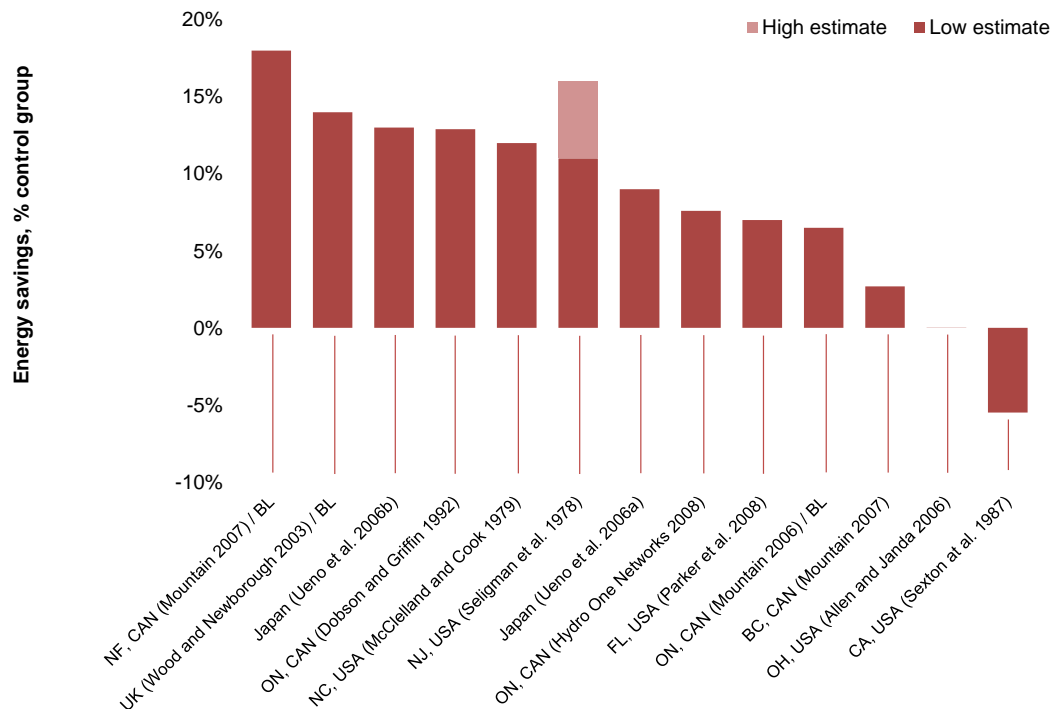
The displays and smart meters are meant to change user behaviour by providing information about the energy consumption pattern and identifying ways to save energy. Reviews by Darby (2010) and Ehrhardt-Martinez et al. (2010) indicate that overall savings can reach 20% or more for some motivated individuals, but that a saving of closer to 5% (against controls) is a more realistic expectation for large samples of householders who use feedback displays regularly.

Figure 2.2 compares the impact of displays on energy consumption patterns as compared to the control group. Some of the key factors influencing the size of impact are the accompanying informational campaigns (Stromback and Dromacque 2010) and the previous consumption habits of the users (Aune 2001).

The payoff of a smart meter installation depends on the system's installation cost. Especially for smaller households with a low reduction potential, the economic break-even may not be achieved within the meter's lifetime if only energy saving is considered (Stromback and Dromacque 2010). In addition, in most markets, where supplier profits are not decoupled from sales (as they are in some US states), energy suppliers have no incentive to help customers reduce their energy use. In order to address this barrier, the Directive 2006/32/EC (European Commission 2006) requires companies to help their customers reach 1.5% energy savings in their electricity consumption (Neslen 2011). For energy suppliers, smart meters may also be a tool for load balancing.

User education is crucial for the successful implementation of a smart metering system, as a smart meter alone does not save energy. The implementation of smart meters must be supported by information campaigns that take into account consumer psychographics. Consumers may also need access to capital, where inefficient appliances have been identified and need to be replaced. Finally, to encourage energy efficiency improvements, consumers need financial and other motivations. If the financial impacts of retrofits are low, consumers are less likely to pursue these retrofits.

Figure 2.2: Energy savings resulting from installation of electricity displays as compared to control groups (for the cases marked “BL,” heating savings versus the baseline equal to the last period of consumption are provided)



Source: constructed based on (EPRI 2009).

Figure notes:

- Newfoundland (NF), Canada (CAN) and British Columbia (BC), Canada (CAN) (Mountain 2007): real-time feedback monitors in the houses of 200 Newfoundland Power and BC Hydro customers were monitored in spring and summer 2005 with a 3.5-year follow-up.
- UK (Wood and Newborough 2003): energy consumption indicators (ECI) attached to cooking devices in 20 households were monitored over a 2-month period; 10 of the households also received an information pack.
- Japan (Ueno and others 2006b): 9 houses were given access to an on-line, interactive information system that displayed appliance-specific and household energy consumption for 1.5 months; 10 houses were given access to a similar system that displayed household gas and power consumption as well as household temperature for the same time period.
- Ontario (ON), Canada (Dobson and Griffin 1992): electricity cost speedometers were installed in 25 households through homeowner’s personal computers; the speedometers showed electricity costs over two months on hourly, daily, monthly and annual bases with the data broken down by end-uses.
- North Carolina (NC), USA (McClelland and Cook 1979): Fitch Energy (electrical) monitors showing electricity costs at particular times of day were installed in 25 new houses connected to the grid and with fluctuating power tariffs and were monitored over 11 months.
- New Jersey (NJ), USA (Seligman and others 1978): consumption feedback was given to 10 households during 4 weeks during the summer in the form of a light that flashed when the outdoor temperature cooled below 68F, indicating that the could be cooled without air conditioning by opening the windows.
- Japan (Ueno and others 2006a): graphical displays given to 9 Japanese households, showing their energy use broken down by different end-uses and energy prices and historic energy use provided by past bills over 2 months.

- Ontario (ON), Canada (CAN) (Hydro One Networks 2008): in-home display monitors installed for 500 residential, farm, and small general service (under 50 kW) distribution customers between May and September 2007.
- Florida (FL), USA (Parker and others 2008): in-home displays (Energy Detectives) showing real-time and cumulative electricity consumption for the month, daily and monthly peak electrical demands, and energy costs in 17 homes with a 1-year follow-up.
- Ontario (ON), Canada (CAN) (Mountain 2006): real-time feedback monitors in 382 detached family homes in different geographical locations and climate zones monitored from summer 2004 to autumn 2005; the reduction in electricity consumption depended on whether a house used electricity for space and/or water heating.
- Ohio (OH), USA (Allen and Janda 2006): 4 displays (Energy Detectives) showing power consumption and costs in low-income households and 6 of the same displays in high-income households over three months.
- California (CA), USA (Sexton and others 1987): in-home display monitors showing peak period, off-peak period, and total consumption installed in ca. 50 households.

2.3 Local-level leadership programmes

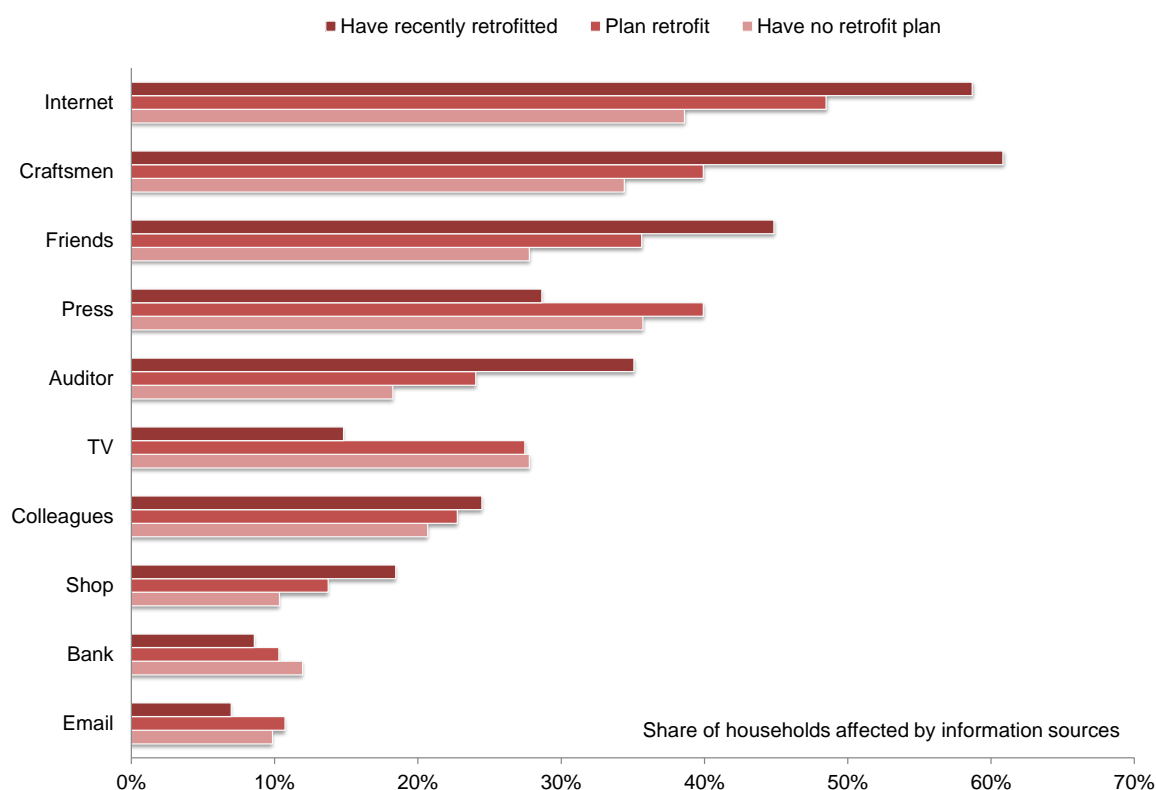
Peer communication through local leadership networks, such as neighbours, friends, building and industrial associations, may be a low-cost, efficient way to deliver building upgrade advice.

- The impact of peer communication depends on the social and technical skills of local leaders and their motivation.
- In addition to their direct immediate impact, such communications establish the culture of energy knowledge and ultimately multiply the learning that takes place among individuals.
- Public sector support (training, incentives, and guidance) is essential for network success.
- It is difficult to find appropriately skilled volunteers to communicate information and advice.

Peer communication through networks of neighbors, friends, building societies, and industrial associations may be an efficient way to deliver information, because it offers relevant experience and is trusted (CPI 2011; Heiskanen 2010). Survey results in show that friends and colleagues combined are a more important source of information for households than other sources. Local initiatives, often driven by strong leaders (who are building residents in some cases), have been successful in creating networks that leverage personal relationships to communicate information. Public programs can provide support (incentives, training, and information) for individuals to replicate such initiatives. Case studies 3 – 6 of the Annex review four local-level leadership programmes: the Energy Environment Experts of Finland, and the Bygga-Bo-Dialogen, Bebo, and Belok associations of Sweden. The impact of and implementation lessons from these case studies are summarized below.

Available assessments of the leadership programmes reviewed concluded that they had a positive impact on the thermal retrofit process whether these programmes were implemented on their own or in a package with other tools. The total direct savings of the Finnish Energy Expert programme through 2010 were estimated to be 14% of the total CO₂ emission saving requirement proposed in the Energy Saving and Efficiency Program (Heiskanen and Aalto 2010; TEM 2009). BeBo and Belok programmes contributed to technology procurements, some of which resulted in 30-50% energy and cost savings (BeBo 2011).

Figure 2.3: Percentage of households affected by different sources of information about energy efficiency retrofits



Source: Novikova et al. (2011).

Notes:

- Households were allowed to identify multiple sources of energy efficiency information. Therefore, the percentages for different information sources do not total 100%.
- Sources of information may be linked to each other. For instance, a friend may provide advice on how to find a good supplier/buildier.
- Figure 4.1 does not take into account the type and quality of information received.

The local leadership programmes have also been found to be cost-effective. Thus, the energy savings of the Bygga-Bo-Dialogen programme are estimated (qualitatively) to be greater than its costs (Swedish National Board of Housing and Planning 2009). The costs of the Finnish Energy Expert programme were estimated to be low – in the small town of Jyväskylä, for instance, the cost was ca. EUR 200 per trained expert (Heiskanen and Aalto 2010). Belok was also evaluated as an “inexpensive mechanism,” but again, only limited attention has been paid to evaluation of activities (Nilsson 2006).

The impact of the local leadership programmes depends on several factors. The first is the communication and technical skill of the leaders. The second factor is the extent, scope, scale, and effectiveness of programme activities. Impartial and objective advice is needed in the market where there are several competing solutions and where businesses only provide information about their own solutions. Results from focus group discussions suggest a role for government in providing monetary support, recognition, and communication and technical training (Heiskanen and Aalto 2010).

Darby (1999) states that a supply of energy advice is important to society. Although it may not lead to immediate action, qualified advice creates a culture of energy knowledge and know-how through learning that takes place between individuals (Heiskanen 2009; Strand 2010).

The obstacles facing the local leadership programmes, making them less effective, often relate to the personal skills required by this tool. Some local leaders may lack the necessary communication skills or may abuse the position to intervene in other people’s lives (Heiskanen and Aalto 2010). The continuity of programs and cooperation among participants can pose additional challenges, and the

identification and engagement of skilled people is a further difficulty, particularly where programs rely on volunteers.

2.4 Energy Performance Certificates

Energy Performance Certificates (EPCs) inform occupants/owners about the energy performance of buildings as well as thermal retrofit options and support purchasers/tenants in choosing efficient buildings. Thus, EPCs can also support investment in thermal retrofit by reflecting the thermal performance in the resale value of the building. At present, however, the impact of EPCs is still limited, because:

- Though EPCs are one of the most trusted information sources relative to others, they still achieve only a low level of absolute trust;
- The information they provide might not fully match household needs – for example, energy consumption is not translated into financial implications; and
- EPCs are frequently unavailable or are not presented for dwellings.

The update of the EPBD (European Performance of Buildings Directive), however, could increase the impact of EPCs in the future as the relevance of the certificate is suggested to increase if it is shown more frequently to purchasers.

Energy Performance Certificates (EPCs) are mandatory comparative labels that assess the performance of residential and commercial buildings. EPCs were introduced with the European Performance of Buildings Directive (EPBD) of 2002 (European Commission 2002) and were gradually implemented in all Member States. The information instrument pursues two main aims:

- Motivating building occupants and owners to pursue thermal retrofits by revealing the status quo of a building's energy performance and highlighting the options for efficiency investments.
- Motivating potential purchasers and tenants to choose an energy efficient building by revealing information about the energy performance of different purchasing/renting choices (thus also contributing to an increased resale value of energy efficient buildings, which in turn supports thermal retrofits as profitability increases).

Member States had considerable discretion in the implementation of the EPC concerning the numerical indicator that describes a building's performance (e.g. kWh/m²/a or GJ/a), concerning the design of the label (continuous or categorical), the calculation method (either based on calculation, measurement, or both), the choice of additional information (e.g. inclusion of financial indicators and/or CO₂ emissions), and the compliance control mechanisms (e.g. spot checks or not). Hence, each country's implementation of and experience with EPCs varies (see BMVBS 2010; BPIE 2010; Dorß and Elstner 2009 for comprehensive overviews).

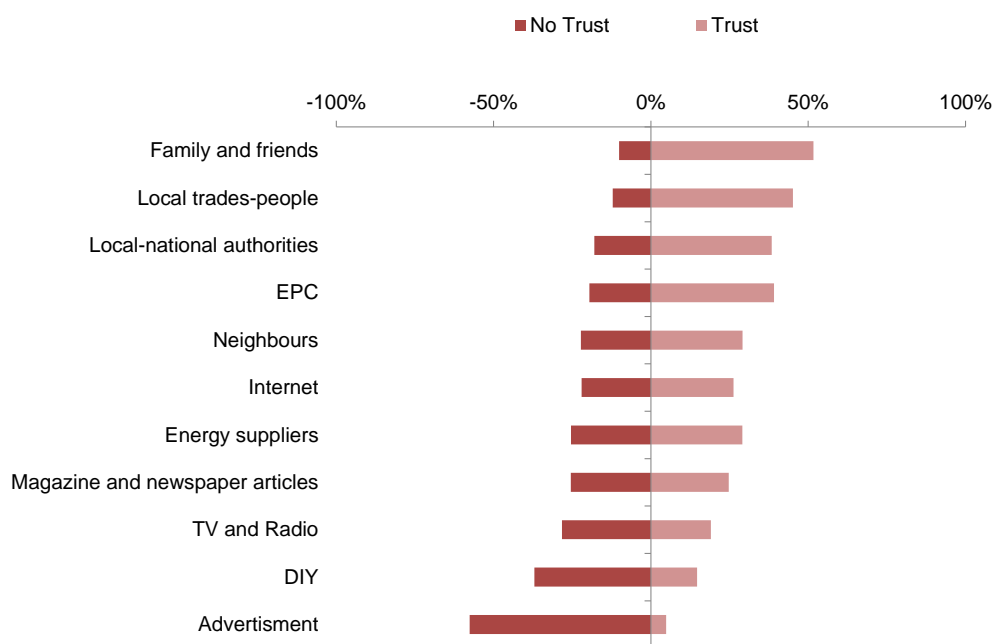
The impact of EPCs on modernization decisions differ. Hansen Kjaerbye (2008), for example, found that the Danish labelling program, which served as a blueprint for the EPC, had no impact on actual energy consumption. Togeby et al. (2008) concludes that EPCs are not cost-effective, as the costs for the whole labelling process are high compared to the small outcome of the instrument. In the UK, on the other hand, Lainé (2001) concluded that 17% of respondents acted on the recommendations of the EPC and NHER (2009) found that 32% of respondents implemented some of the EPC recommendations. Gram-Hanssen et al. (2007) suggested that it is difficult to directly measure the impact of an energy label, because, among other reasons, house owners react to the recommendations of the EPC only if the information is also supported by their social network and other sources.

Estimates of the impact of EPCs on purchasing decisions also vary. A CPI-survey among 700 purchasers of resident dwellings in Germany found that the EPC was one of the least relevant information sources to home purchase decisions (7th out of 8, see Figure 2.5 for details), though still 50% of respondents, that used the EPC, indicated that the certificate was at least somewhat relevant (Amecke 2011). In England, Lainé (2001) found that only 18% of respondents stated that the EPC was influential in the purchasing decisions. Adjei et al. (2011) found that the information in the EPC was not used as a negotiation instrument in respondents' purchasing processes.

The above results indicate a moderate to low impact of the EPC. The following points can provide explanations:

1. Purchasers largely do not trust the EPC, but they trust it more than other information sources. While Amecke (2011) and Gram-Hanssen (2007) find that trust in the energy labels for buildings is rather low in absolute terms, Adjei et al.'s (2011) results show that despite low absolute values, the EPC is one of the most trusted information sources relative to others (Figure 5.2). The latter finding could suggest that the EPC can play an important role as a government backed information instrument.

Figure 2.4: Trust attached to different sources of information in several European countries

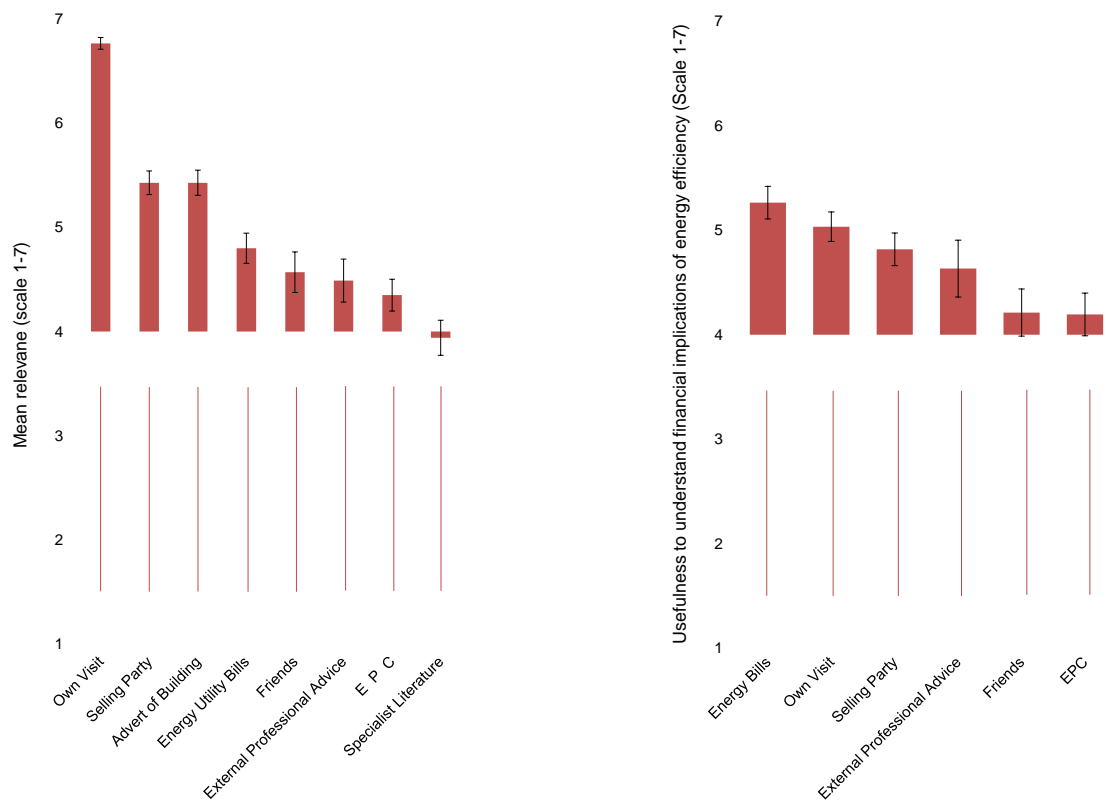


Source: Adjei et al. (2011).

Figure note: The trust vs. distrust responses shown in the graph do not add up to a 100% because the graph includes 5%-8% missing responses (either because respondents ticked 'don't know' or for other reasons); the remaining responses not shown in graph have fallen into the 'neutral' category.

2. The EPC does not provide the information that purchasers need most: Adjei et al. (2011), Amecke (2011), and Stieß et al. (2010) find that financial implications matter most for investments in energy efficiency. However, the responses in the latter study indicate that the EPC was the least useful information source for assessing the financial implications of the energy performance of dwellings (Figure 2.5). One explanation could be that EPCs in most EU countries do not translate the energy rating into monetary terms. Thus, translating the information on annual energy demand/consumption into estimated annual energy costs could increase the relevance of the EPC. Yet, according to Adjei et al. (2011), purchasers in the UK do not find the EPC more useful for assessing financial implications even with the inclusion of financial indicators. How much of this is due to specific problematic factors with the underlying calculations and display in the UK requires further research (Banks 2008).

Figure 2.5: Relevance of information sources to home purchase decisions (left) and their usefulness for understanding the financial implications of energy efficiency (right)



Source: Amecke (2011).

- Currently, some countries do not require that the EPC be actively displayed when letting or selling a residence for existing buildings. In Germany, for example, the EPC was available for only 38% of households in contrast to 69% in England (Adjei and others 2011).
- Energy efficiency plays only a minor role in purchasing decisions, ranking 9th out of 13 criteria in Amecke’s study (2011) and 9th out of 12 in Adjei et al.’s study (2011). The relevance of the EPC depends on the relevance of the criterion that it informs. Increasing the relevance of energy efficiency to purchasing decisions will require complementary policy instruments.

The 2010 recast of the Energy Buildings Performance Directive (European Commission 2010) requires that the results of the EPC be published for all buildings in building advertisements and that Member States implement a compliance control system. This is expected to increase the relevance of the EPC, as the EPC was significantly more relevant to purchasing decisions when shown more frequently to the purchaser (Amecke 2011).

3 Policies that inform about retrofit options

3.1 Online tools

Online tools for residential thermal retrofits are among the most popular sources of information through all stages of the decision-making process. They provide information at a low cost per household.

- Tailoring software to consumer needs and balancing the level of complexity, accuracy, and use time required to obtain the desired output are the key design issues.
- Online tools should include information about the co-benefits of energy efficiency and the reasons for possible deviations between estimated and actual data.
- Analysis of such key issues as thermal performance and other opportunities for improvement is required.
- Quality control and constant improvement are important for gaining the trust of users.

Desk- and web-based building energy analysis software for the general public has become widely available during the last two decades. The high penetration rates of the Internet have made such tools increasingly popular. According to our knowledge, the largest software tools are:

- Building Energy Software Tools Directory by the U.S. Department of Energy, URL: http://apps1.eere.energy.gov/buildings/tools_directory/about.cfm
- Tools to Support Energy Savings on the website of the BUILD-UP initiative established by the European Commission, URL: <http://www.buildup.eu/tools>
- Tools listed on the Intelligent Energy e-Library by the European Commission, URL: http://www.tenecolinks.com/buildings/software/whole_building_analysis/Index.htm
- Energy Analysis Software database by TenEcoLinks, URL: <http://www.tenecolinks.com/buildings/software/index.htm>
- Energy Solutions Database by Western Area Power Administration of U.S. Department of Energy, URL: <http://energyexperts.org/EnergySolutionsDatabase.aspx>

According to one study, the Internet is one of the most powerful advisory tools for household thermal retrofits (Novikova and others 2011). Figure 2.3 ranks Internet self-search as the most popular source of information for building household awareness and assisting with planning a building thermal retrofit (though the results are somewhat biased since the survey was conducted through the Internet).

Other studies reviewed the Heizcheck (Heating check) and Modernisierungsratgeber (Modernization evaluator) online tools designed by the German company co2online. The evaluation of Heizcheck (Friedrich 2006a) concludes that it resulted in ca. two-thirds of households conducting thermal retrofits; one-third of these households lived in rented dwellings, while the remaining households owned dwellings. Of the household owners, the tool was a principal trigger for 25% of retrofits and contributed to 60%, resulting in incremental efficiency investments of EUR 223 million and EUR 586 million respectively. Where it was used, Modernisierungsratgeber has been the main trigger for 9% and a contributor to 27% of building thermal retrofits (Friedrich 2006b). Overall, 91% of households that used the tool have recently conducted or plan to conduct building thermal retrofits.

The figures suggest that online energy analysis tools have a significant impact on building thermal retrofits. However, because of the limited evidence, the results should be treated with caution.

Mills and Ritschard (1987) developed methodologies for evaluating and comparing software tools based on criteria such as the information collected from households, technical parameters, analysis methods, output types, and user services (glossaries, FAQs, in-built program help, and others). Applying this methodology, Mills (2004) compared 50 web-based and 15 desk-based residential energy analysis tools designed in North America. Using twelve tools to calculate energy use and cost for a model building, the author found a wide range of results, with the largest value two to three times that of the smallest. In fact, some software with a relatively small number of inputs accurately estimated energy consumption and suggested appropriate retrofit options, whereas other software that required numerous inputs still omitted key issues. The reasons for conflicting results were difficult to track without programming documentation, which is rarely available for online tools. For this reason, the author called for unified initiatives for software development. One example of a quality control attempt is the ASHRAE standard 140, which prescribes testing methods to identify and diagnose differences in building energy simulation software (ASHRAE 2007).

Mills (2004) concluded that no single tool is “perfectly designed” and possesses all desirable characteristics. Key design problems include too much time required to use the software, extensive input needed from users, and output data formats that do not meet consumer needs. The author suggested tailoring software to consumer needs by providing things such as what-if information. Also, the author found that many tools evaluate miscellaneous energy uses and provide spot tips while key issues and comprehensive retrofitting packages including simple but cost-effective options are rarely suggested.

In contrast, Westerman (2001) suggested that software packages should offer targeted evaluation of simple measures by request rather than requiring the whole procedure of building energy analysis. This report also emphasized the usefulness of attaching to results the reasons for possible deviation of actual energy consumption and cost data from the estimate, as well as tips on the non-energy benefits associated with suggested options.

Finally, online energy analysis software is a very cost-effective measure. Once created, it can be used for a long time and distributed at low cost. For instance, the online Home Energy Saver developed by the Lawrence Berkeley National Laboratory and financed by the US Department of Energy is distributed via social media (URL: <http://www.facebook.com/homeenergysaverpro>). The average cost of online software may be close to USD 0.5 per household whereas the cost of home energy audits may vary from ca. USD 40 to thousands of dollars (Michaels 2002). Mills (2004) emphasizes the importance of proper financing for maintenance and quality control of online tools to improve accuracy and in turn users' trust in the tools.

3.2 Energy auditing tools and consultation

Several studies found energy audits and consulting on household and building energy consumption to be effective and cost-efficient measures for triggering energy-saving measures.

- Auditing tools should be used with caution; interpreting the results requires expert knowledge, and it is important that consultants explain the results and uncertainties.
- Energy audits and consultations of varying complexities and costs can target households with different needs.
- Interested parties often do not know what they will get for their money, since the quality of energy consulting can vary significantly. It is essential to inform each client on the topics included in, the products of, and limits of a specific consulting engagement before taking action; otherwise the project may not fit with expectations.
- Local independent institutions that coordinate energy consultation offers from various suppliers and provide an advice hotline can help households find a suitable offer.

According to the European Directive on energy end-use efficiency and energy services, an energy audit is defined as a systematic procedure that analyzes and evaluates the energy consumption of a household or company (European Commission 2006). The purpose of energy audits is to identify cost-effective energy saving measures. According to the directive, energy audits shall reach all end users, including households and commercial and industrial consumers; in this article we focus on energy audits for private households. In this paper, the term energy audit is defined more broadly than in the European Directive to include face-to-face consulting without comprehensive documentation.

Energy auditing tools are used to analyse the thermal quality of buildings and industrial plants as well as the energy efficiency of technical equipment, such as heating systems and air conditioning equipment. Computer programs are one tool used to calculate the heating and/or primary energy demand of a building and its potential energy savings through specific measures (see e.g. Crawley and others 2008; Poel and others 2007). Another well-known tool is infrared thermography used to detect the source of energy leaks in a building's envelope (Balaras and Argiriou 2002). Energy consultations, assessments, or advice generally accompany the use of such tools but can also accompany simpler tools. They also vary strongly in complexity, the type of supplier, and format (face to face, via internet, or even by phone). The energy consulting community agree that a homeowner accepts different levels of information step-by-step before implementing thermal retrofit options. Thus, the low-level consulting provides an assessment of building energy performance on the basis of easy available data while the detailed consulting derives the advice based on precise data sampling on site and its analysis with certified computer programs.

Case studies 7-9 in the paper Annex describe the following energy consultation types and tools available in Germany and abroad:

- Low-level, free 'energy checks' in Germany based on a short questionnaire focusing on easily available data (Case study 7)
- Initial low-cost energy consultations, which deepens the knowledge of households about energy saving, available in Germany, Finland, and Sweden (Case study 8)
- The more expensive, detailed, and standardized energy consulting program in Germany called "BAfA-Vor-Ort-Beratung" (Case study 9)

Various studies review the impact of the different types of consulting programs.

After a low-level energy check, a third of all users made use of a more detailed, fee-required energy consultation, and half of users implemented an energy saving measure (Germany, produkt+ markt 2009). A major obstacle for investments in energy efficiency is often the customer's lack of required resources, such as time, knowledge, and money (Schleich 2004). Energy checks address these obstacles, providing information that is easily accessible, free of charge, and requires almost no previous knowledge on the part of the homeowner. However, since most of the suppliers of free energy checks are contractors (e.g., heating engineers or chimney sweepers), energy saving potentials in building components that are not their specialties can be overlooked or underestimated.

After a low-cost energy consultation, 78% of all users in the Region Hannover implemented at least one energy saving measure investing, on average, EUR 30,000 (Germany, Klimaschutzagentur Hannover). At the same time, less than 20% made subsequently use of a more detailed consultation or energy audit (Stieß and Birzle-Harder 2010). According to ex-ante estimates (TEM 2009), by 2020, energy consulting programs in Finland could reduce the total national CO₂ saving requirement by 0.5%. Heiskanen (2011) suggested that without adequate financial support, low quality energy counselling might provide inadequate advice and thus result in negative impacts.

After the detailed Vor-Ort-Beratung program more than 90% of all users implemented energy saving measures or stated that they planned to do so in future (IFEU 2008). Also more than 80% of users were satisfied with this type of consulting; in particular the consultant's expertise and independence were seen in a positive light.

The project ENEF-Haus conducted in spring 2009 estimated a share of households, which ask for advice before implementing building thermal retrofits. For this, the project surveyed ca. 1,000 homeowners of single and semi-detached homes in Germany, who retrofitted their homes during the years 2005–2008. The results revealed that 24% of homeowners, who have invested more than EUR 4,000 into building retrofits, asked for multiple types of energy advice before implementing retrofits (Dunkelberg and Stieß 2011).

These studies show that energy consulting and auditing contributes to the pursuit of thermal building retrofit. They also point out that, contrary to expectation, many homeowners do not go through the chain of acquiring advice and consultation at increasing levels of complexity before engaging in thermal retrofits. Instead, many homeowners directly implement energy saving measures after receiving low-level energy checks or initial energy consultations without asking for an exact calculation of the building's energy performance or for more precise consulting (Stieß and Birzle-Harder 2010).

The impact of energy consulting depends not only on technical skills of professionals but also their communication skills. However, initial education and training of most professionals is only focused on technical skills. As early as 1986, Magat et al. (1986) emphasized the importance of the format in which the results of an energy audit are presented. In an experiment they changed for format at which information was presented. Moving information on energy saving before information on the investment costs encouraged households to pursue more energy efficiency investments. This shows that the way options are communicated will impact the consumer choice – equally the way consumer concerns are addressed impacts the success of the consulting process.

4 Policies that inform professionals

4.1 Craftsman certification

Advice from professionals is the key information source that triggers residential thermal retrofits. Because the quality of contractors' services vary, however, regular certification of contractors may help households develop trust and find experts who best fit their needs.

- Productivity loss due to time spent on certification hinders construction industry firms, which are usually small, from encouraging their employees to obtain certification.
- Public and private partnerships to set up the certification process can be useful.
- Linking the certification scheme to a subsidy scheme or a building code may help to enforce the certification scheme.
- It is useful to start from a voluntary scheme and later convert to a mandatory one.
- A well-considered communication strategy is essential.

Advice on thermal efficiency retrofits may be delivered by a range of professionals in the construction industry. Their advice is one of the key sources of information that triggers residential thermal retrofits. This statement is supported by the results of the survey conducted among German households by Novikova et al. (2011) and presented in Figure 2.3. The figure in Section 3 illustrates that information provided by contractors ranked first in importance for households that have recently conducted retrofits and second for households that are planning retrofits.

The skills of these experts and the corresponding range and quality of services they deliver vary, however. Furthermore, even with comprehensive education, experts' knowledge may become outdated as innovative new practices and technologies emerge. These factors make it difficult for households to assess and trust the qualification of experts. Qualification requirements and regular certification of experts may help households select an expert who best fits household needs.

Table 7.1 of the Annex reviews three examples of international certification schemes. The information in the Table attests that the specialization required in craftsman certification is often too narrow to facilitate better and deeper knowledge of a particular type of building/system. Only a few small companies have access to sufficient training in a variety of building systems. Viaggi (2011) emphasized that 92% of EU construction companies have fewer than 10 employees, so training time is difficult to integrate in project timelines. Thus, certification schemes should take into account the needs of small companies.

The ongoing QualiCert project (QualiCert 2011) aims to produce a set of recommendations for the design of domestic certification schemes for installers of small-scale buildings-integrated renewable systems. The project covers only some certification schemes, but its results can be replicated for other contractors certification schemes. The project identifies the key success criteria and characteristics of scheme development. These key legal, institutional, technical, financial, and communication aspects are gathered for each stage of the certification framework and are presented in Table 7.2 in the Annex.

The QualiCert manual (QualiCert 2011) argues that the development of a common European Union scheme is inappropriate, because certification schemes should be embedded in national training and quality frameworks. The report notes that both individual experts and company certification schemes are used in Europe; the former is advantageous because it appoints a technical referee who has the requisite knowledge and can represent the company, whereas the latter is advantageous because the person who does the actual work is certified. Further, public and private partnerships in setting up the certification process are helpful because the public sector participant provides authority and trust, whereas the private sector contributes practical experience. Compared to voluntary certification, linking certification to a subsidy scheme or building code helps to increase market penetration. The manual, however, recommends starting with a voluntary scheme to gain the capacity for processing all applications and to adjust to the financial burden. In the long run, however, mandatory schemes are more effective.

5 Conclusion

The paper has provided a descriptive overview of information instruments that support the retrofitting process of existing residential buildings in Germany and has discussed a few policies that are effectively used in other countries. The role of information instruments and their objectives were explained in the context of different steps of a retrofit decision.

The paper revealed that information tools play a significant role in catalysing investments in household energy efficiency. The existing literature indicates that individual information tools may result in energy savings of up to 10% over baseline energy consumption. This evidence is limited, however, and the estimates should be treated with caution. As estimates relate to the impact of individual policy instruments, their combined impact is likely to be larger, but unlikely to be fully additive. The design and implementation of the majority of information tools requires insignificant spending per household and is often cost-effective.

The implementation of information instruments requires consideration of legal, institutional, technical, financial, cultural, and organizational factors. Examples and experience collected in this paper may prove useful in understanding their success and limitations.

6 References

- Abrahamse W, Steg L, Vlek C, Rothengatter T. 2005. A review of intervention studies aimed at household energy conservation. *Journal of Environmental Psychology* 25(3): 273-291.
- Adjei A, Hamilton L, Roys M. 2011. A study of homeowner's energy efficiency improvements and the impact of the energy performance certificate. Hertfordshire (UK): BRE (Building Research Establishment).
- Allcott H. 2010. Social norms and energy conservation. MIT and NYU.
- Amecke H. 2011. The Effectiveness of Energy Performance Certificates - Evidence from Germany. Climate Policy Initiative.
- ASHRAE. 2007. Standard 140-2007—Standard Method of Test for the Evaluation of Building Energy Analysis Computer Programs (ANSI approved).
- Aune M. 2001. Energy technology and everyday life – The domestication of Ebox in Norwegian households. In Proceedings: European Council for an Energy Efficient Economy (ECEEE) Summer Study.
- Ayres I, Raseman S, Shih A. 2009. Evidence from two large field experiments that peer comparison feedback can reduce residential energy usage. NBER Report 15386.
- BafA. 2009. Richtlinie über die Förderung der Beratung zur sparsamen und rationellen Energieverwendung in Wohngebäuden vor Ort - Vor-Ort-Beratung.
- Balaras C, Argiriou A. 2002. Infrared thermography for building diagnostics. *Energy and Buildings* 34(2):171-183
- Banks N. 2008. Implementation of Energy Performance Certificates in the Domestic Sector. Oxford: Oxford University, Centre for the Environment.
- BeBo. 2011. Energimyndighetens Beställargrupp för Energieffektiva Flerbostadshus [Purchasing group of the Swedish Energy Agency – Energy efficient multifamily-dwelling]. .
- Bertelsen N. 2007. Evaluation of Belok.
- BMVBS. 2010. Monitoring and evaluation of energy certification in practice with focus on central European states.
- BMWi, BMU. 2010. Energy Concept for an Environmentally Sound, Reliable, and Affordable Energy Supply. Berlin: BMWi.
- BPIE. 2010. Energy Performance Certificates across Europe. From design to implementation. Bruxelles.
- Breukers S, Heiskanen E, Mourik R, Bauknecht D, Hodson M, Barabanova Y, Brohmann B, Buerger V, Feenstra CFJ, J alas M et al. . 2009. Interaction schemes for successful energy demand side management: building blocks for a practicable and conceptual framework.
- BWHT. 2010. Der EnergieSparCheck. EnergieSparCheck.
- Carroll E, Hatton E, Brown M. 2009. Residential Energy Use Behavior Change Pilot. Franklin Energy.
- Cowi. 1999. Utvärdering av det första verksamhetsåret inom 1997 års energipolitiska program [Evaluation of the first year in the 1997 Energy Policy Program]. Näringsdepartementet (Ministry of Industry).
- Cowi. 2000. Utvärdering av 1997 års energipolitiska program 1998-1999 [Evaluation of the 1997 Energy Policy Program 1998-1999]. Näringsdepartementet (Ministry of Industry).
- CPI. 2011. Summary of Roundtable on Information Instruments to Support Thermal Efficiency Upgrades of Buildings Hosted by CPI at DIW-Berlin on February 18, 2011. Climate Policy Initiative.
- Crawley DB, Hand JW, Kummert M, Griffith BT. 2008. Contrasting the capabilities of building energy performance simulation programs. *Building and Environment* 43(4):661-673
- Dahlberg A. 2009. Bygga-bo-dialogen – samlad slutbedömning 2007-2009 [Bygga-bo-dialogen – complete final assessment 2007-2009].
- Darby S. 1999. Energy advice – what is it worth? In Proceedings: European Council for an Energy Efficient Economy (ECEEE) Summer Study.
- Darby S. 2006. The Effectiveness of Feedback on Energy Consumption. A review for DEFRA of the literature on metering, billing, and direct displays.
- Darby S. 2010. Literature review for the energy demand research project. London: Ofgem (Office of Gas and Electricity Markets) ,
- DBU. 2009. Haus sanieren-profitieren! Berliner Energietage 2009 - Energieeffizienz in Deutschland. Berlin.
- Dobson J, Griffin J. 1992. Conservation Effect of Immediate Electricity Cost Feedback on Residential Consumption Behavior. In Proceedings: ACEEE (American Council Energy-Efficient Economy) Summer Study.

- Dorß W, Elstner E. 2009. Das neue Energieeinsparungsgesetz EnEG. Greenbuilding 1-2/2008:56-59.
- Dudda C. 2008. Die Energieberatung der Verbraucherzentralen. .
- Dunkelberg E, Stieß I. 2011. Energieberatung für Eigenheimbesitzer/innen Wege zur Verbesserung von Bekanntheit und Transparenz durch Systematisierung, Qualitätssicherung und kommunale Vernetzung. .
- Ehrhardt-Martinez K, Donnelly KA, Laitner JA. 2010. Advanced metering initiatives and residential feedback programs: a meta-review for household electricity-saving opportunities. In Proceedings: American Council for an Energy-Efficient Economy.
- EnWG. 2005. Energiewirtschaftsgesetz vom 7. Juli 2005 (BGBl. I S. 1970, 3621), das zuletzt durch Artikel 4 des Gesetzes vom 7. März 2011 (BGBl. I S. 338) geändert worden ist; Paragraph 21b Abs. 3a.
- EPRI. 2009. Residential electricity use feedback: a research synthesis and economic framework. Palo Alto, CA: EPRI.
- European Commission. 2002. Directive 2002/91/EC of the European Parliament and of the Council of 16 December 2002 on the energy performance of buildings.
- European Commission. 2006. Directive 2006/32/EC of the European Parliament and of the Council of 5 April 2006 on energy end-use efficiency and energy services. Directive 2006/32/EC. The Official Journal of the European Union, L114 of 27.4.2006. p. 64-85.
- European Commission. 2010. Directive 2010/31/EU of the European Parliament and of the Council of 19 May 2010 on the energy performance of buildings (recast). Official Journal of the European Union, L153 of 18.06.2010. p. 13-35.
- Friedrich M. 2006a. Evaluation des interaktiven Online-Ratgebers „HeizCheck“ Ergebnisbericht. Stand: 13.7.2006. Institut für soziologische Meinungsforschung für die co2online gemeinnützige GmbH.
- Friedrich M. 2006b. Evaluation des Modernisierungsratgebers Ergebnisbericht. Stand: 20.4.2006. Institut für soziologische Meinungsforschung für die co2online gemeinnützige GmbH.
- Gram-Hanssen K, Bartiaux F, Michael Jensen O, Cantaert M. 2007. Do homeowners use energy labels? A comparison between Denmark and Belgium. Energy Policy 35(5):2879-2888.
- Hansen Kjaerbye V. 2008. Does Energy Labelling on Residential Housing Cause Energy Savings. AKF. Denmark, DK.
- Haakana M, Sillanpää L, Talsi M. 1997. The Effect of Feedback and Focused Advice on Household Energy Consumption. In Proceedings: European Council for an Energy Efficient Economy (ECEEE) Summer Study.
- Heiskanen E. 2009. Suomalaisten energiakäyttäytymisen ja energiatehokkuuden sosiaalinen potentiaali. Liite 4 julkaisussa Ehdotus energiansäästön ja energiatehokkuuden toimenpiteiksi. Energiatehokkuustoimikunnan mietintö.
- Heiskanen E. 2010. Energian säästön edistäminen: parhaat neuvot puntarissa. Ympäristö ja terveys 41(1-2):78-83.
- Heiskanen E. 2011. KUILU-hankkeen väliraportti. .
- Heiskanen E, Aalto K. 2010. Instrument Impact Assessment: Energy and Environment Expert, Finland. No. EUPOPP WP3.2 Case study.
- Hydro One Networks I. 2008. Hydro One Networks' Time-of-Use Pilot Project Results. No. Report EB-2007-0086.
- IFEU. 2008. Evaluation des Förderprogramms "Energiesparberatung vor Ort". Heidelberg: Im Auftrag des Bundesministeriums für Wirtschaft und Technologie.
- IWU/BEI. 2010. Datenbasis Gebäudebestand. Datenerhebung zur energetischen Qualität und zu den Modernisierungstrends im deutschen Wohngebäudebestand. Darmstadt.
- Khan J. 2006. Evaluation of the Local Energy Advice Programme in Sweden.
- Klimaschutzagentur Region H. 2010. Gut beraten starten: Klimaschutzregion Hannover. .
- Lainé L. 2001. Room for improvement. The impact of EPCs on consumer decision-making. London: Consumer Focus.
- Magat WA, Payne GW, Brucato PF. 1986. How important is information format? An experimental study of home energy audit programs. Journal of Policy Analysis and Management 6(1):20-34.
- McClelland L, Cook S. 1979. Energy conservation effects of continuous in-home feedback in all-electric homes." Journal of Environmental Systems. Journal of Environmental Systems 9(2):69-173.
- Michaels H. 2002. Comparing Approaches to Reducing Efficiency Market Barriers through Interactive Energy Audit Software. In Proceedings: ACEEE Summer Study on Energy Efficiency in Buildings. Washington, DC.

- Mills E. 2004. Inter-comparison of North American residential energy analysis tools. *Energy and Buildings* 36(9):865-880
- Mills E, Ritschard R. 1987. DOE-Sponsored Microcomputer Tools for Buildings Energy Analysis: Applications to Multifamily Retrofit Evaluation. Lawrence Berkeley Laboratory No. Report N. 24307.
- Mountain D. The Impact of Real-Time Feedback on Residential Electricity Consumption: The Hydro One Pilot [Internet]. Mountain Economic Consulting and Associates Inc.; [cited].
- Mountain D. 2007. Real-Time Feedback and Residential Electricity Consumption: British Columbia and Newfoundland and Labrador Pilots. Mountain Economic Consulting and Associates Inc.
- Nelsen A. Brussels slaps opt-outs on efficiency plan. Euractiv [Internet]. [cited]. Available from: <http://www.euractiv.com/en/energy-efficiency/brussels-slaps-opt-outs-efficiency-plan-news-505877>
- NHER. 2009. Energy Performance Certificates. Seizing the opportunity. Milton Keynes.
- Nilsson L. 2006. Evaluation of Belok. .
- Novikova A, Vieider F, Neuhoff K, Amecke H. 2011. Drivers of Thermal Retrofit Decisions – A Survey of German Single- and Two-Family Houses. Climate Policy Initiative.
- Parker D, Hoak D, Cummings J. 2008. Pilot Evaluation of Energy Savings from Residential Energy Demand Feedback Devices.
- Poel B, van Cruchten G, Balaras C. 2007. Energy performance assessment of existing dwellings. *Energy and Buildings* 39(4):393-403
- produkt+markt. 2009. Evaluation September 2009 - Wiederholungsbefragung Hausbesitzer in Niedersachsen
- QualiCert. 2011. A common approach for certification or equivalent qualification of installers of small-scale renewable energy systems in buildings. QualiCert.
- Reje M. 2000. Utvärdering av effekterna av informationsåtgärder för att åstadkomma energieffektivisering [Evaluation of the impact of information measures to achieve energy efficiency]. Energimyndigheten (Swedish Energy Agency).
- Roberts R, Baker W. 2003. Towards effective energy information. Improving consumer feedback on energy consumption. Center for sustainable energy No. Con/Spec/2003/16.
- Schleich J. 2004. Do energy audits help reduce barriers to energy efficiency? An empirical analysis for Germany. *International Journal of Energy Technology and Policy* 2(3):226-239.
- Schultz PW, Nolan JM, Cialdini RB, Goldstein NJ, Griskevicius V. 2007. The Constructive, Destructive, and Reconstructive Power of Social Norms. *Psychological Science* 18(5):429 -434.
- Seligman C, Darley JM, Becker LJ. 1978. Behavioral approaches to residential energy conservation. *Energy and Buildings* 1(3):325-337
- SERENADE. 2007. Energy advice in Europe 2007. A review of current practice in advice on sustainable energy in the countries of the European Union. .
- Sexton RJ, Johnson NB, Konakayama A. 1987. Consumer Response to Continuous-Display Electricity-Use Monitors in a Time- of-Use Pricing Experiment. *The Journal of Consumer Research* 14(1):55-62
- Stieß I, Birzle-Harder B. 2010. Evaluation der Kampagne "Gut beraten starten". .
- Stieß I, Van der Land V, Birzle-Harder B, Deffner J. 2010. Handlungsmotive, -hemmnisse und Zielgruppen für eine energetische Gebäudesanierung - Ergebnisse einer standardisierten Befragung. Institut für sozial-ökologische Forschung.
- Strand M. 2010. Leder Byggherredialog till ett mer hållbart byggande? En utvärdering av Det Goda Samtalet-processen vid Flagghusen i Västra Hamnen, Malmö [Is Builder dialogues leading to more sustainable construction? An evaluation of Det goda Smatalet-process at Flagghusen in Western Harbour, Malmö]. Lund University.
- Stromback J, Dromacque C. Evaluation of residential smart meter policies [Internet]. VaasaETT; [cited].
- Swedish Energy Agency. 2010. Vita certifikat Erfarenheter från några europeiska länder och en behovsanalys för Sverige utifrån de klimat- och energipolitiska målen för år 2020. Stockholm: Statens Energimyndighet.
- Swedish National Board of Housing B, Planning. Bygga-bo-dialogens årsredovisning 2009 [The Annual Report of Bygga-bo-dialogen] [Internet]. Karlskrona: Boverket; [cited].
- Swedish National Board of Housing B, Planning. 2010. Miljöklassad byggnad Manual för ny/projekterad byggnad [Miljöklassad byggnad Manual for new/planned building], edition 2.0 2010.
- TEM. 2009. Ehdotus energiansäästöön ja energiatehokkuuden toimenpiteiksi. Energiatehokkuustoimikunnan mietintö.

- Togebj M, et al. 2008. En vej til flere og billigere energibesparelser: Evaluering af samtlige danske energispareaktiviteter. (1.6.2011). Ea Energianalyse
- Ueno T, Sano F, Saeki O, Tsuji K. 2006a. Effectiveness of an energy-consumption information system on energy savings in residential houses based on monitored data. *Applied Energy* 83(2):166-183.
- Ueno T, Tsuji K, Nakano Y. 2006b. Effectiveness of displaying energy consumption data in residential buildings: to know is to change. In *Proceedings: ACEEE (American Council Energy-Efficient Economy) Summer Study; 2006b*.
- Viaggi R. 2011. An industry perspective. Brussels.
- Westerman J. 2001. Home Energy Analysis Software Study: Final Report. San Diego, CA: SAIC.
- Wilhite H, Ling R. 1995. Measured energy savings from a more informative energy bill. *Energy and Buildings* 22(2):145-155
- Wood G, Newborough M. 2003. Dynamic energy-consumption indicators for domestic appliances: environment, behaviour and design. *Energy and Buildings* 35(8):821-841
- Yu M, Sparolin A, Pedersen M, Tiedemann K. 2010. Power Smart Residential Behavioural Program. Concept and Impact Evaluation: F2010.: Power Smart Evaluation and Research.

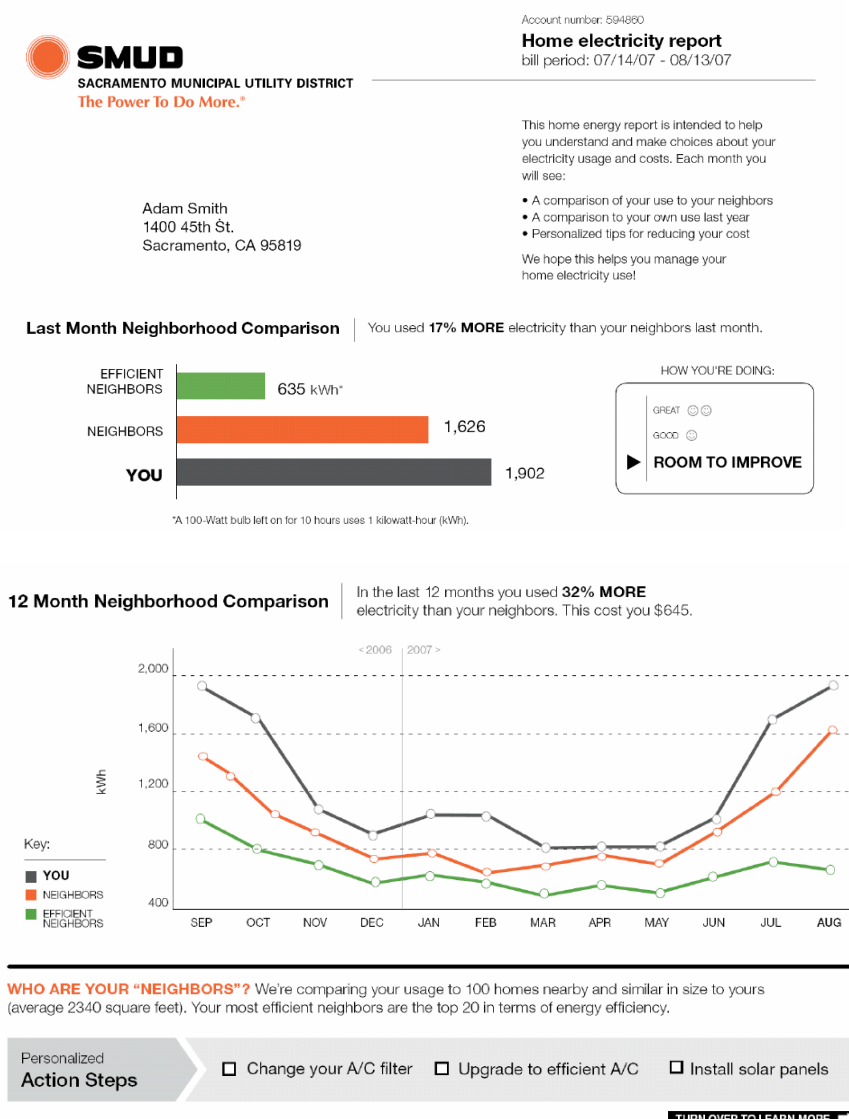
7 Appendix

7.1 Detailed bills and energy reports: case studies

Case study 1: OPower services - feedback to energy consumption

OPower is a US company that produces detailed energy reports for customers on behalf of energy utilities. The company obtains data on households' historical power consumption from utilities, data on a dwelling and its surrounding area, the value added from public authorities, and household size, age, and income information from a private marketing provider (Carroll and others 2009). Households may request to be excluded from the process, but only ca. 1% do so (Allcott 2010). As a final product, OPower provides tailored home energy reports and advice, including the historical energy consumption of the household, and comparisons with 'efficient' neighbours as a benchmark (see Figure 7.1; more information is available at the URL: <http://www.opower.com/>).

Figure 7.1: Home energy report as provided by OPower



Source: (Ayres and others 2009).

Case study 2: Power Smart programme by BC Hydro

BC Hydro is the third largest Canadian utility and operates in British Columbia. The utility provides power consumption feedback to its customers through its 'Smart Power' residential programme. In

order to engage households, it recruits customers voluntarily to Smart Power Teams. To join, households commit to a power consumption reduction target of 10% as compared to the previous year. Household motivation is supported by celebrity outreach programmes, community leaders, and reward schemes. After gathering the required information and performing a comparison, the utility provides feedback in a form of online report to Team members. These operations are supported by the utility's IT department. As a final product, online accounts track consumption of households against a benchmark for the team members. For an example, see the URL: <https://www.bchydro.com/youraccount/teampowersmart/Join.do>

7.2 Local leadership programme: case studies

Case study 3: Energy Environment Expert of Finland

The Energy Environment Experts programme has operated in Finland since 1995. Resident volunteers are trained as energy experts, so that they can promote energy efficiency in their own buildings and advise on environmental recycling and cleanliness. Energy experts follow changes in energy, water, and electricity consumption, assist other inhabitants in adopting economical behaviour patterns, and act as contact persons between the real estate company and the inhabitants of the building (Heiskanen and Aalto 2010). It has been estimated that there are energy experts in 7% of the rental apartment buildings in Finland (ibid.)(Heiskanen and Aalto 2010).

The total direct savings due to the programme were estimated at 1,327 tCO₂ through 2010 or 14% of the total CO₂ emission saving requirement proposed in the Energy Saving and Efficiency Program (Heiskanen and Aalto 2010; TEM 2009). Indirect savings through waste reduction and the influence of energy experts on other consumption habits were not quantified. The costs of such an instrument – in the small town Jyväskylä, for instance – are ca. EUR 200 per trained energy expert (Heiskanen and Aalto 2010).

Case study 4: Bygga-Bo-Dialogen of Sweden

Since 1989, Bygga-Bo-Dialogen⁵ has been operated as a collaboration between companies, municipalities, national and local authorities, and the Swedish Government, with the goal of achieving a sustainable building sector by 2025. Municipalities and regions are provided with economic compensation for participating in the agreement and for establishing and implementing energy efficiency plans for their own organisations. As of December 2010, 265 municipalities (of 290 in total) and 19 regions (of 20 in total) had applied for the economic compensation (Swedish Energy Agency 2010). Between 2005 and 2009 approximately 3,000 “Bygga-Bo-experts” have been educated in one of the 150-200 two-day training workshops. One source estimates that this knowledge has been transferred to an additional 40,000 people by indirect means (Swedish National Board of Housing and Planning 2010).

A qualitative assessment of Bygga-Bo-Dialogen concluded that the cooperation introduced measures that otherwise would not have been carried out and increased export opportunities (Dahlberg 2009). The societal gains of the programme are estimated (qualitatively) to be larger than its costs (Swedish National Board of Housing and Planning 2009). An important component of the programme is its competence development (training packages) and establishment of communication processes. According to the assessment, educational activities have been highly appreciated by the participants (Swedish National Board of Housing and Planning 2010). The assessment of “Goda samtalet” (local dialogue programme), which is a part of Bygga-Bo-Dialogen, emphasizes its positive learning experiences and contribution to the sustainability ambitions of those involved (Strand 2010).

Case study 5: BeBo of Sweden

⁵ URL: <http://www.byggabodialogen.se/>

Since 1989, BeBo⁶ has operated as a collaboration between the Swedish Energy Agency and some of the largest property owners in Sweden, with a focus on multi-residence housing. The Swedish Energy Agency supports the programme with financial resources and knowledge, which are then disseminated to housing companies and real estate owners via demonstration projects. BeBo has been active in several successful activities, such as technology procurements and operations (including refrigerators/freezers, washing and drying equipment, ventilation systems, fan assemblies for existing buildings, stairwell lighting, electric motors, and individual metering and billing of heat and hot water).

The evaluations of BeBo reveal that it functions mainly in the areas of market transformation and technology procurement but is not aimed at short-term savings (Nilsson 2006). A key success factor for the program has been the involvement of dedicated and motivated individuals from the start.

Case study 6: Belok of Sweden

Initiated in 2001, Belok⁷ is a collaboration between the Swedish Energy Agency and the largest property owners in Sweden with a focus on commercial premises. It operates several development projects focusing on energy efficiency and environmental issues. Part of its mission is to support promising energy efficient products, systems, and methods, and to create the necessary conditions for implementation. The impact evaluation shows that many successful technology procurements have been carried out with the support of the BeBo and Belok, sometimes resulting in 30-50% energy and cost savings (BeBo 2011).

Belok is considered an inexpensive mechanism, but again, only a limited amount of attention has been paid to evaluating activities (Nilsson 2006). Bertelsen (2007) suggests that all new projects under Belok propose measurable targets and/or other simple and cost-effective evaluation methods.

7.3 Energy audits and consulting: case studies

Case study 7: Energy Checks in Germany

In Germany, the German Federal Environment Foundation (DBU) provides free 'energy checks' mostly through contractors. These checks are based on a short questionnaire that focuses on easily available data, such as the building construction year, the heating system, the material of walls, roofs etc., as well as whether insulation exists. A color coding system makes it relatively easy to determine at a glance which building components could benefit from energy improvements (DBU 2009). Such energy checks are not considered to be audits according to the European Directive, but they can provide information on the buildings energy performance. In the event that potential refurbishment is identified, a more detailed energy assessment with auditing tools is recommended by the contractors.

In 2008, a household survey was conducted to evaluate the success of energy checks. A third of all users took advantage of a more detailed assessment, and half of users implemented an energy saving measure after receiving an energy check (produkt+markt 2009). Since most of the suppliers are also contractors (heating engineers or chimney sweeps), there is a risk that energy checks will lack independence. As a consequence, energy saving potentials in specific building components can be overlooked or underestimated. However, a major obstacle for investments in energy efficiency is often the customer's lack of resources: time, knowledge and money (Schleich 2004). Energy checks provide information that is easily accessible, free of charge, and that requires almost no previous knowledge.

⁶ URL: <http://www.bebostad.net/>

⁷ URL: <http://www.belok.se/>

Case study 8: Energy consulting in Germany, Finland, and Sweden

'Initial energy consulting' is the next step after energy checks in providing deeper knowledge about thermal retrofit options. In some form, energy consulting is provided in most EU-25 countries, but designs vary (SEENADE 2007).

In Germany, many different institutions and companies supply some kind of initial energy consultation. Most are provided by independent actors such as Energy Agencies or Consumer Advice Centres (e.g. BWHT 2010; Dudda 2008; Klimaschutzagentur Region 2010), but some, are provided by builders merchants or business energy suppliers. Costs vary (generally) between zero and EUR 100. Part of the initial consultation involves an interview with the homeowner and a building inspection that takes around one or two hours. During the consultation, building-related data and information are considered via building inspection and data collection; building energy performance programs can but are not required to be applied in this type of energy consulting. Because of the wide array of potential outcomes from initial energy consultations, interested persons often find it difficult to assess their expectations. Some institutions, for example, offer information on funding programs for energy refurbishments, some offer infrared thermography, and some recommend specific measures while others offer estimations of profitability and information on reducing electricity demand in a household.

In Finland, energy consulting is provided by a nationwide network of skilled professionals that has been operating since 2009. The network focuses on providing individual advice and fostering interactions with citizens tailored to their specific questions and needs, which makes it different from other kinds of communication and information dissemination activities. A national coordination centre usually organizes and coordinates network units. The Energy Counselling program was found to be especially effective in influencing everyday behaviour or significant one-time decisions like building efficiency retrofit investments (Breukers and others 2009).

In Sweden, the network of Local Energy Advisors (LEAs) was created in 1998. All local governments were to provide the general public and small companies and organisations with advice and information on energy efficiency and renewable energy. LEAs have been supported by the Swedish Energy Agency and by Regional Energy Offices (REOs). The idea behind the LEAs and REOs is that an increased awareness will translate into actual investments by households, organisations, and companies. Even though the program of LEAs has continuously been monitored internally (by the Swedish Energy Agency) and evaluated externally (by external evaluators Cowi 1999; Cowi 2000; Reje 2000), it is argued that no quantitative conclusions can be drawn about the success or failure of the programme in terms of net impact and (cost-) effectiveness because of lack of targets (Cowi 1999; Cowi 2000; Reje 2000). The focus of the evaluations was on processes rather than effects. It can be concluded, however, that the programme functions well in its role as a complement to other policy tools, such as subsidies, tax reductions, and labelling programmes.

Most of the programs are evaluated via household surveys to determine which energy saving measures have been implemented after consultations. After receiving an energy consultation from Klimaschutzagentur Region Hannover for example, 78% of all users implemented at least one energy-saving measure, investing on average EUR 30,000. At the same time, less than 20% did make use of a more detailed consultation or energy audit (Stieß and Birzle-Harder 2010).

According to ex-ante estimates of the Energy Saving and Efficiency Program, by 2020 the Local Energy Counselling program in Finland reduced the consumption of heat and fuels by 140 GWh and electricity consumption by 30 GWh, which translates to 40,000tCO₂ compared to the business-as-usual scenario, or 0,5% of the total national CO₂ saving requirement by 2020 (TEM 2009).

Khan (2006) noted the following outcomes for the Local Energy Advisors programme of Sweden: a) the municipal information centres helped increase the knowledge and change the behaviour of consumers with regards to energy investment decisions, b) some municipalities work very actively with local energy advisers and see their advice as an integrated part of their energy policy, c) the LEAs are relatively well known to the public, and d) in many regions, networks between LEAs have been established. Conversely, areas that require attention include: a) the large differences in the commitment and (financial) support of municipalities, which have a great influence on the long-term sustainability of local energy advice, b) the low usage rate for LEAs, c) the lack of education and

training of LEAs, and d) the uncertain net impact of the programmes (one evaluation (Reje 2000) claims that the activity has no effect on the use of electricity).

According to Heiskanen (2011) energy consulting might even have a negative impact if the state does not guarantee enough financial support to the local counselling offices, or if they are not able to invest enough time and depth in the individual counselling. This might lead to customers making the wrong choices. To be able to deliver comprehensive and relevant advice, network members need technical and social skills. In addition to solving practical problems with their technical expertise, counsellors know how different solutions influence energy consumption and other factors like operating costs (Breukers and others 2009). Communications skills require a good understanding of customer needs and culture as well as the social environment. There are no obvious problems concerning the acceptability of delivering advice through local networks; it is given only to those households seeking for it, so households are not forced into anything. The credibility and independence of the tool are prerequisites for its acceptability (SErENADE 2007).

Case study 9: Detailed energy consulting in Germany

One of the most detailed energy consulting processes in Germany is the standardised “BAfA-Vor-Ort-Beratung,” which corresponds with the European Directive’s definition for energy audits. This type of audit is funded by the government up to EUR 300 while homeowners pay EUR 300 to 400. To get the financial support, the consultant has to be independent and must match specific education criteria (including completion of courses in building and heating systems technology, thermodynamics, and law). Part of the auditing process is a first visit where building and technological data is collected. Based on that data, the building’s energy performance is calculated with certificated computer software, through which single refurbishment measures or packages of measures are recommended. At this point, consumers consider the use of renewable energies as well as measures to improve the buildings thermal quality. Additionally, energy saving potentials and their profitability and other results must be summarized in a pre-structured report (BafA 2009). In 2008, a household survey proved that more than 80% of users were satisfied with this type of consulting; in particular the consultant’s expertise and independence was seen in a positive light. More than 90% of all users implemented energy saving measures or planned to do so in the future (IFEU 2008).

7.4 Expert certification schemes: examples and implementation issues

Table 7.1: Examples of certification schemes

| Organization and the URL | Certified professionals | Certification process and training required | Recertification |
|--|---|--|--|
| Building Performance Institute (BPI): www.bpi.org/ | <ul style="list-style-type: none"> - Air Conditioning and Heat Pump Professional - BPI-101: Home Energy Auditing Standard - BPI-104 Envelope Professional - Building Analyst Professional - Heating Professional - Manufactured Housing Professional - Multi Family Building Analyst Professional - Multi Family Energy Efficient - Building Operator - Multi Family Hydronic Heating Professional | <p>Training is not mandatory.</p> <p>Certification includes an oral exam (41 questions) and a practicum evaluation (50 abilities) (estimated ca. 7 hours)</p> | <p>Every three years by retaking the exam or by obtaining educational units at a BPI affiliate</p> |
| RESNET (Residential Energy Services Network) and HERS (Home Energy Rating System): www.resnet.us/ | <ul style="list-style-type: none"> - Home Energy Survey Professional (HESP) - Home Energy Rater (HERS) | <p>No training is required for HESP. Certification includes the HESP exam and signing up with a RESNET Accredited HESP provider.</p> <p>HERS Raters have to pass the exam which consist of two ratings and take the test in the presence of a Rater Trainer.</p> | <p>Every three years</p> |

| | | | |
|---------------------------------------|--|---|---|
| Association of Energy Engineers (AEE) | <ul style="list-style-type: none"> - Certified Energy Manager (CEM) - Energy Manager in Training (EMIT) - Certified Energy Auditor (CEA) - Certified Sustainable Development Professional (CSDP) - Certified Green Building Engineer (GBE) - Business Energy Professional (BEP) - Certified Lighting Efficiency Professional (CLEP) - Certified Power Quality Professional (CPQ) - Certified Building Commissioning Professional (CBCP) - Distributed Generation Certified Professional (DGCP) - Certified Measurement and Verification Professional (CMVP) - Certified Demand-Side Measurement Professional (CDSM) - Certified Cogeneration Professional (CCP) - Certified Energy Procurement Professional (CEP) - Certified Indoor Air Quality Professional (CIAQP) - Certified Indoor Air Quality Professional in Training (CIAQT) - Certified Testing, Adjusting Balancing Professional (CTAB) - Certified Geo-Exchange Designer (CGD) - Certified Carbon Reduction Manager (CRM) | Then they have to perform three probationary ratings through a Rating Provider and to be contracted by a RESNET accrediting Rating provider. All ratings are submitted to a RESNET affiliate for quality control and approval. Prerequisites (slightly vary depending on a title): either a four-year engineering degree plus a minimum of three years of work experience in energy engineering and management, a four-year degree in an unrelated field with five years of engineering and management experience, a two-year degree with eight years of mentioned experience, or ten years of mentioned experience. | All certifications are in effect for 3 years and are then subject to renewal requirements to maintain |
| | | Training is required. | |
| | | Certification includes a 4-hour written exam with a score of min. 70% | |

Table 7.2: Aspects of expert certification or equivalent qualification (based on (QualiCert 2011)).

| Legal | Institutional | Technical | Financial | Communication |
|---|---|--|--|--|
| Obtaining certification or equivalent qualification | | | | |
| <ul style="list-style-type: none"> - Defined by the state or an accredited awarding body - The installer must sign a binding agreement with the awarding body - For a certification system: the scheme is monitored by a trusted third-party - The company provides a set of legal papers - The scheme is mandatory as regards building regulations - The company provides proof of compliance with tax obligations | <ul style="list-style-type: none"> - Actors involved in set up, management and the awarding of the scheme are installers, industry, technical experts, training institutions, a public body, consumers, trade unions | <ul style="list-style-type: none"> - The installer undergoes a third party audit of an installation - The installer provides documentation on the equipment used - The company provides proof of relevant prof. training, experience, and relevant education - An individual provides proof of relevant prof. training, experience, and education - The installer provides documentation on a number of recent installations realized | <ul style="list-style-type: none"> - The quality scheme is supported by public funds - The scheme is linked to subsidy scheme for consumers - The awarding body is economically independent - Installers bear costs for obtaining a certificate - The industry brings financial support to the quality scheme | <ul style="list-style-type: none"> - The list of certified/qualified installers is publicly available - There is a public website - Promotion towards a). consumers; b). installers - Information to installers is provided - Installers have access to communications tools and reserved online access |
| Renewing certification or equivalent qualification | | | | |
| <ul style="list-style-type: none"> - Is awarded for a certain duration or until a deadline - The installer must provide: > up-to-date documentation if | <ul style="list-style-type: none"> - Renewal is granted by the same body as it was issued | The installer passes a 3d-party audit inspection of installations, provides documentation on his | <ul style="list-style-type: none"> - Installers bear costs for renewal | <ul style="list-style-type: none"> - To partners and concerned stakeholders |

| | | | | |
|---|---|---|---|---|
| <p>needed > the same documentation as for obtaining the certificate</p> | <p>installations, go through professional training, provides evidence of a predefined min. number of installations during validity period, and passes an exam</p> | | | |
| Training | | | | |
| <ul style="list-style-type: none"> - Providers and programmes are approved by an authoritative body or have received the formal recognition of the Member State - Training providers sign a contract with the awarding body | <ul style="list-style-type: none"> - Provided by : training institutions Guilds, Federations, Manufacturers | <ul style="list-style-type: none"> - Contains practical and theoretical parts and a final examination - Standards are elaborated and updated by a group of experts - Trainers must provide evidence of relevant experience, follow a train-the-trainers session, and provide feedback from installation audits into training schemes | <ul style="list-style-type: none"> - Installers bear training costs - Training centres bear costs for technical equipment - Training centres pay fees to the awarding body | <ul style="list-style-type: none"> - Short advertising documents to promote the role of training - Promotion on website - Communication with concerned stakeholders |
| Auditing of the installer | | | | |
| <ul style="list-style-type: none"> - On-site audits of installations in operation are conducted - Results may lead to suspension of the certificate - The audit body signs a contract/convention with the awarding body - Audits are based on a predefined number over time or on a predefined frequency of systems installed - The audit body is selected following a tender process - Audits are based on the size of the company - Administrative audits of installations are conducted | <ul style="list-style-type: none"> - The audit body is certified or accredited - Audits are conducted by a third-party | <ul style="list-style-type: none"> - Audit standards are elaborated and updated by a working group of experts - Audits are conducted during the period of validity of certification or equivalent qualification - Audits are initiated following complaints - Audits are initiated based on random selection | <ul style="list-style-type: none"> - Installers bear audit costs - The awarding body bears audit costs | <ul style="list-style-type: none"> - Promotion on website - Audit results of an installation are communicated back - Dissemination of advertisement to promote the role of audit - Anonymous global results of audits are publicly available - Audit results of an installation are communicated to the installer's client |