

Chesher, Andrew

Working Paper

Semiparametric structural models of binary response: Shape restrictions and partial identification

cemmap working paper, No. CWP31/11

Provided in Cooperation with:

The Institute for Fiscal Studies (IFS), London

Suggested Citation: Chesher, Andrew (2011) : Semiparametric structural models of binary response: Shape restrictions and partial identification, cemmap working paper, No. CWP31/11, Centre for Microdata Methods and Practice (cemmap), London, <https://doi.org/10.1920/wp.cem.2011.3111>

This Version is available at:

<https://hdl.handle.net/10419/64769>

Standard-Nutzungsbedingungen:

Die Dokumente auf EconStor dürfen zu eigenen wissenschaftlichen Zwecken und zum Privatgebrauch gespeichert und kopiert werden.

Sie dürfen die Dokumente nicht für öffentliche oder kommerzielle Zwecke vervielfältigen, öffentlich ausstellen, öffentlich zugänglich machen, vertreiben oder anderweitig nutzen.

Sofern die Verfasser die Dokumente unter Open-Content-Lizenzen (insbesondere CC-Lizenzen) zur Verfügung gestellt haben sollten, gelten abweichend von diesen Nutzungsbedingungen die in der dort genannten Lizenz gewährten Nutzungsrechte.

Terms of use:

Documents in EconStor may be saved and copied for your personal and scholarly purposes.

You are not to copy documents for public or commercial purposes, to exhibit the documents publicly, to make them publicly available on the internet, or to distribute or otherwise use the documents in public.

If the documents have been made available under an Open Content Licence (especially Creative Commons Licences), you may exercise further usage rights as specified in the indicated licence.

Semiparametric structural models of binary response: shape restrictions and partial identification

Andrew Chesher

The Institute for Fiscal Studies
Department of Economics, UCL

cemmap working paper CWP31/11

Semiparametric Structural Models of Binary Response: Shape Restrictions and Partial Identification

ANDREW CHESHER*
CEMMAP & UCL

September 22nd 2011

ABSTRACT. The paper studies the partial identifying power of structural single equation threshold crossing models for binary responses when explanatory variables may be endogenous. The paper derives the sharp identified set of threshold functions for the case in which explanatory variables are discrete and provides a constructive proof of sharpness. There is special attention to a widely employed semiparametric shape restriction which requires the threshold crossing function to be a monotone function of a linear index involving the observable explanatory variables. It is shown that the restriction brings great computational benefits, allowing direct calculation of the identified set of index coefficients without calculating the nonparametrically specified threshold function. With the restriction in place the methods of the paper can be applied to produce identified sets in a class of binary response models with mis-measured explanatory variables.

KEYWORDS: Binary Response, Endogeneity, Incomplete models, Index Restrictions, Instrumental variables, Measurement Error Models, Partial Identification, Probit Models, Shape Restrictions, Threshold Crossing Models.

JEL CODES: C10, C14, C50, C51.

1. INTRODUCTION

This paper gives new results on the identifying power of a single equation, limited information, instrumental variable (IV) model for a binary response in a structural econometric model that admits the possibility that explanatory variables are endogenous. The model involves a scalar continuously distributed latent variable U and a threshold crossing function $p(X)$ which depends on a vector random variable X some of whose elements may be jointly dependently distributed with U .

In this threshold crossing model realizations of U exceeding $p(X)$ lead to the outcome $Y = 1$; realizations less than or equal to $p(X)$ lead to $Y = 0$. The marginal distribution of U is normalized uniform on the unit interval. Realizations of (Y, X, Z) are observed where Z is a list of instrumental variables excluded from the threshold crossing function. The structural latent variable U is independent of Z in the sense that $\Pr[U \leq u | Z = z]$ is independent of z for all values u in the unit interval and for all values z in some support set \mathcal{Z} .

*I thank Martin Cripps, Lars Nesheim, Adam Rosen and Richard Spady for stimulating comments and discussions and Konrad Smolinski for excellent research assistance. Some of the results of this paper were presented at seminars at Caltech, UCLA and USC in November 2007, at the Malinvaud Seminar in Paris in December 2007 and at the inaugural Asian Econometric Theory Lecture at the SETA Conference, Kyoto, Japan, July 30th 2009. I thank participants for comments. I gratefully acknowledge the financial support of the UK Economic and Social Research Council through a grant (RES-589-28-0001) to the ESRC Centre for Microdata Methods and Practice (CeMMAP).

The model is partially identifying for the threshold crossing function p and for its parameters if semi-parametric or parametric restrictions are imposed. The identified set can be topologically complex. In the discrete endogenous variable case it is the union of many convex sets but may not itself be convex, nor even connected.

The paper derives the sharp identified set for the case in which endogenous variables are discrete and illustrates the identified set in this case. The paper studies the impact of a very commonly imposed monotonicity restriction on the function p when there is an index restriction on the way in which explanatory variables X affect the function. This shape restriction brings the substantial computational advantage that the identified set for the index coefficients can be obtained without calculating the identified set of threshold crossing functions, p . One possible cause of endogeneity is mis-measurement of explanatory variables. It is shown how the methods of the paper can be applied to characterize identified sets when there is additive measurement error and a monotone index restriction.

1.1. Alternative models built on conditional independence restrictions.

The leading alternative to the IV model of this paper is the widely used triangular equation system model that motivates the use of control function methods.

This model is studied in parametric contexts in Rivers and Vuong (1988) and Smith and Blundell (1986) and in semi- and non-parametric settings in, for example, Blundell and Powell (2003, 2004), Chesher (2003, 2005, 2007), Vytlačil and Yildiz (2007), Florens, Heckman, Meghir and Vytlačil (2008), Imbens and Newey (2009) and Shaikh and Vytlačil (2011). There are early examples of the use of control function methods in econometrics in Hausman (1978) and Heckman (1979). There are commands in STATA 10 (Statacorp (2007)) and LIMDEP 9.0 (Greene (2007)) to perform parametric probit control function estimation in triangular models for binary responses.

The triangular system control function model is attractive because under certain conditions it is point identifying. One requirement is that, in the absence of a fully parametric specification such as employed in Heckman (1978), the endogenous variables are determined by a structural function, $X = g(Z, V)$, in which there is a one-to-one mapping from latent variables, V , to the endogenous variables, X , at each value of the instrumental variables, Z . This ensures that there exists a single-valued control function $g^{-1}(Z, X)$ which delivers the value of V that caused a particular value of X to arise for some value of Z . The restriction rules out cases in which there are discrete endogenous variables or V is high-dimensional such as arises when there is a random coefficients model for X .

The control function model also requires that the latent variables (U, V) , be jointly distributed independently of the instrumental variables. This, along with triangularity, ensures that U and X are independent conditional on V . Blundell and Matzkin (2010) demonstrate that it is only under very special conditions that a nonlinear simultaneous equations model for the joint determination of Y and X satisfies the restrictions of the triangular system model.

Other types of conditional independence restrictions have been studied. For example Lewbel (2000) studies threshold crossing models for binary outcomes with an index restriction and the requirement that the unobservable is distributed inde-

pendently of a continuously distributed explanatory variable (a “special regressor”), conditional on other explanatory and instrumental variables. The model is point identifying when the special regressor has large support. Magnac and Maurin (2007) replace the large support restriction with an alternative that delivers point identification and Magnac and Maurin (2008) relax the support restrictions on the special regressor and obtain a partially identifying model.

1.2. Benefits and costs of the IV approach. A virtue of the IV model studied in this paper is that it is less restrictive than the triangular system model and it does not rely on knowledge of a special regressor. But the IV model is essentially incomplete in the sense that the model does not specify a structural function for the endogenous variables. As a result the model is generally partially identifying for certain structural features.¹ Inference obtained using the IV model is robust to failure of some of the conditional independence restrictions commonly employed in structural binary response models but the model does not deliver unambiguous information about some structural features.

The IV model is encompassing for some of the conditional independence based alternatives, for example the triangular system model and the special regressor model with instrument independence,² in the sense that the values of structural features which those models point identify are points in the sets identified by the IV model.

The sets identified by the IV model can be large. In this circumstance the restrictions of the conditional independence based models are extremely informative, and, in the context of the partially identifying IV model, not falsifiable. The results delivered in this paper open the door to calculations which expose the possible fragility of inferences based on point identifying conditional independence restrictions.

In some cases, even when the identified sets delivered by the IV model are large they can deliver useful information about the structural threshold function. For example: it will always be possible to falsify the hypothesis that the threshold function is insensitive to variation in potentially endogenous explanatory variables; calculations reported here show that, even with relatively weak instruments, hypotheses about the monotonicity of structural threshold functions and the direction of dependence can be falsifiable.

1.3. Related results on IV models. Outer regions for threshold crossing functions in IV models for scalar ordered outcomes, of which the binary outcome model is a special case, were given in Chesher (2010). The sharp identified set for a threshold crossing function in a binary outcome model with a continuous endogenous variable was given in that paper.

This paper adds to these results by providing the sharp identified set for the binary outcome model with discrete endogenous variables and giving a constructive proof of sharpness.

¹Chesher and Rosen (2011) explore the relationship between model completeness, coherence and point identification.

²A special regressor model with instrument independence requires U and the instruments Z to be independently distributed in place of the uncorrelatedness restriction $E[UZ] = 0$ proposed in Lewbell (2000).

The paper explores the impact of particular restrictions available in the binary response model, namely that the threshold crossing function is a monotone function of a linear index function through which the explanatory variables act. This restriction is satisfied in most of the parametric binary outcome models used in practice, for example the probit and logit models.

Other related papers are Chesher and Smolinski (in press) which delivers the sharp identified set and a constructive proof of sharpness in an IV scalar ordered outcome model with a binary endogenous variable and Chesher, Rosen and Smolinski (2010) which, using tools drawn from the theory of random sets, develops sharp identified sets for random utility functions in multiple discrete choice models with instrumental variable restrictions.

2. IDENTIFYING POWER OF THE SINGLE EQUATION IV BINARY RESPONSE MODEL

2.1. The single equation model. In the single equation IV model the value of a binary variable Y is determined by a structural function as follows.

$$Y = \begin{cases} 0 & , \quad 0 \leq U \leq p(X) \\ 1 & , \quad p(X) < U \leq 1 \end{cases}$$

Here U is an unobserved scalar continuously distributed random variable and X is a vector random variable which may be jointly dependently distributed with U . The marginal distribution of U is normalized to be uniform on $[0, 1]$.

There are instrumental (exogenous) variables arranged in a vector Z . The support of (U, X, Z) is $[0, 1] \times \mathcal{X} \times \mathcal{Z}$. The model excludes Z from the function p and imposes the restriction that U and Z are independently distributed in the sense that the conditional distribution of U given $Z = z$ does not depend on z for values in the support set \mathcal{Z} .

In what follows all probabilities are conditioned on values of Z so the instrumental variables can appear as arguments of the threshold-crossing function p . Of course for a model to deliver a non-trivial identified set it will have to include some restriction on the impact of Z on p , for example restricting some elements of Z to be excluded from p . Z will appear as an argument of p when index restrictions are considered in Section 4.3 but for now, to simplify notation, the model will require all elements of Z to be excluded from p .

The identifying power of this single equation model is now considered. The question to be answered is: what can be known of the function p from knowledge of the probability distribution of Y and X given $Z = z$ when z varies within the set \mathcal{Z} and the data generating process satisfies the restrictions of the single equation IV model.

2.2. Identification. The single equation IV model, denoted \mathcal{M} , is defined as follows.

Model \mathcal{M} . Y is a binary random variable determined as follows:

$$Y = \begin{cases} 0 & , \quad 0 \leq U \leq p(X) \\ 1 & , \quad p(X) < U \leq 1 \end{cases} \quad (1)$$

where U is a continuously distributed scalar random variable normalized marginally $Unif(0, 1)$ and independent of Z which is a list of instrumental variables excluded from the threshold-crossing function p and taking values in a set \mathcal{Z} .

In this definition independence, denoted $U \perp\!\!\!\perp Z$, signifies that $\Pr[U \in \mathcal{S} | Z = z]$ is independent of z for all sets $\mathcal{S} \subseteq [0, 1]$ and $z \in \mathcal{Z}$, allowing the possibility that Z is not a random variable. For example its values could be purposively chosen by an experimenter.

Consider a data generating structure $S_0 \equiv \{p_0, F_{U|XZ}^0, F_{X|Z}^0\}$ admitted by this model in which p_0 is a particular threshold-crossing function, $F_{U|XZ}^0$ denotes a particular conditional distribution function for U given X given Z and $F_{X|Z}^0$ is a particular conditional distribution function for X given Z .

To be admitted by the model \mathcal{M} the distribution functions $\{F_{U|XZ}^0, F_{X|Z}^0\}$, equivalently the distribution function $F_{UX|Z}^0$, must have associated with them marginal distributions for U given Z which respect the independence restriction and the uniform distribution normalization, that is:

$$F_{U|Z}^0(u|z) = u$$

for all $u \in [0, 1]$ and $z \in \mathcal{Z}$. Henceforth “for all u ” signifies for all $u \in [0, 1]$.

Let $F_{YX|Z}^0$ denote the joint distribution function of Y and X given Z generated by the structure S_0 . This is determined as follows.

$$F_{YX|Z}^0(0, x|z) = F_{UX|Z}^0(p_0(x), x|z)$$

$$F_{YX|Z}^0(1, x|z) = F_{X|Z}^0(x|z)$$

Let $\Pr_0[\cdot | Z = z]$ indicate probabilities calculated with respect to these measures.

Observationally equivalent admissible structures, S_* , have threshold crossing functions p_* for which there exist distribution functions $F_{UX|Z}^*$ that respect the independence property and satisfy the following condition.

$$F_{YX|Z}^*(0, x|z) \equiv F_{UX|Z}^*(p_*(x), x|z) = F_{YX|Z}^0(0, x|z) \quad \forall (x, z) \in \mathcal{X} \times \mathcal{Z}. \quad (2)$$

Let $\mathcal{P}_0(\mathcal{Z})$ denote the identified set of threshold crossing functions associated with $F_{YX|Z}^0$ and the set \mathcal{Z} . It comprises all admissible functions p that satisfy (2).

Theorem 1 gives a system of inequalities which is satisfied by functions in the identified set $\mathcal{P}_0(\mathcal{Z})$.

Theorem 1

A structure S_0 admitted by the model \mathcal{M} generates a distribution $F_{YX|Z}^0$. If a function p is a threshold crossing function in a structure admitted by the model \mathcal{M} and observationally equivalent to S_0 then p satisfies the inequalities (3) and (4) for all u and all $z \in \mathcal{Z}$.

$$c_{0l}(u, z; p) \equiv \Pr_0[Y = 0 \wedge p(X) \leq u | Z = z] \leq u \quad (3)$$

$$c_{0u}(u, z; p) \equiv 1 - \Pr_0[Y = 1 \wedge u \leq p(X) | Z = z] \geq u \quad (4)$$

Here subscripts “ l ” and “ u ” indicate respectively lower and upper bounding probability functions. The subscript “0” indicates that a function (c_{0l} or c_{0u}) is calculated using the distribution functions $F_{Y|X|Z}^0$ generated by the structure S_0 . Because there is conditioning on $Z = z$ Theorem 1 continues to hold when the threshold-crossing function p includes Z as an argument.

Proof of Theorem 1

It is first shown that, when $p = p_0$, (3) and (4) hold for all u and all $z \in \mathcal{Z}$.

Consider the inequality (3) with $p = p_0$ and probabilities conditional on X and Z . For all x such that $p_0(x) > u$,

$$\Pr_0[Y = 0 \wedge p_0(X) \leq u | X = x, Z = z] = 0$$

and for all x such that $p_0(x) \leq u$:

$$\begin{aligned} \Pr_0[Y = 0 \wedge p_0(X) \leq u | X = x, Z = z] &= \Pr_0[Y = 0 | X = x, Z = z] \\ &= \Pr_0[U \leq p_0(x) | X = x, Z = z] \\ &\leq \Pr_0[U \leq u | X = x, Z = z] \end{aligned}$$

and so for all x there is the following inequality

$$\Pr_0[Y = 0 \wedge p_0(X) \leq u | X = x, Z = z] \leq \Pr_0[U \leq u | X = x, Z = z] \quad (5)$$

Now consider the inequality (4) with $p = p_0$. For all x such that $u > p_0(x)$,

$$1 - \Pr_0[Y = 1 \wedge u \leq p_0(X) | X = x, Z = z] = 1$$

and for all x such that $u \leq p_0(x)$:

$$\begin{aligned} 1 - \Pr_0[Y = 1 \wedge u \leq p_0(X) | X = x, Z = z] &= 1 - \Pr_0[Y = 1 | X = x, Z = z] \\ &= \Pr_0[U \leq p_0(x) | X = x, Z = z] \\ &\geq \Pr_0[U \leq u | X = x, Z = z] \end{aligned}$$

and so for all x there is the following inequality.

$$1 - \Pr_0[Y = 1 \wedge u \leq p_0(X) | X = x, Z = z] \geq \Pr_0[U \leq u | X = x, Z = z] \quad (6)$$

Taking expected value over X given $Z = z$ on the left and right hand sides of (5) and (6) using the distribution function $F_{X|Z}^0$ and exploiting the independence restriction $U \perp\!\!\!\perp Z$ and the uniform distribution normalization yields the inequalities (3) and (4) with $p = p_0$.

The result of the Theorem now follows directly since, if some threshold crossing function p_* is an element of a structure observationally equivalent to S_0 then it generates the same probability measure as S_0 does, so (3) and (4) hold for all u and all $z \in \mathcal{Z}$ with $p = p_*$. ■

Discussion. The functions c_{0l} and c_{0u} in (3) and (4) are non-decreasing in u and satisfy inequalities:

$$0 \leq c_{0l}(u, z; p) \leq F_{Y|Z}^0(0|z) \leq c_{0u}(u, z; p) \leq 1 \quad (7)$$

which hold for all functions p in the identified set, all $z \in \mathcal{Z}$ and u . The functions attain their lower and upper bounds as u approaches respectively 0 and 1. Examples are drawn in Section 4.2.

The inequalities (3) and (4) hold for all $z \in \mathcal{Z}$ so structural functions in the identified set satisfy

$$c_{0l}(u; p) \equiv \max_{z \in \mathcal{Z}} c_{0l}(u, z; p) \leq u \leq \min_{z \in \mathcal{Z}} c_{0u}(u, z; p) \equiv c_{0u}(u; p) \quad (8)$$

for all u . The envelope functions $c_{0u}(u; p)$ and $c_{0l}(u; p)$ are non-decreasing functions of u and it follows from (7) that for all u and any admissible p :

$$\begin{aligned} 0 &\leq c_{0l}(u; p) \leq \max_{z \in \mathcal{Z}} F_{Y|Z}^0(0|z) \\ \min_{z \in \mathcal{Z}} F_{Y|Z}^0(0|z) &\leq c_{0u}(u; p) \leq 1 \end{aligned}$$

the bounds being approached as u passes to 0 or 1. For all functions p in the identified set $c_{0u}(u; p) \geq c_{0l}(u; p)$ for every $u \in [0, 1]$ but for functions p outside the identified set violation of this inequality is possible.

Structural equations for general discrete outcomes, $Y = h(X, U)$ with h monotone in scalar continuously distributed U and with U restricted to be distributed independently of instrumental variables Z and normalized $Unif(0, 1)$ are studied in Chesher (2010). It is shown there that structural functions in the identified set associated with distributions $F_{Y|X|Z}^0$ and a set of instrumental values \mathcal{Z} satisfy the system of inequalities

$$\max_{z \in \mathcal{Z}} \Pr_0[Y < h(X, u)|Z = z] < u \leq \min_{z \in \mathcal{Z}} \Pr_0[Y \leq h(X, u)|Z = z] \quad (9)$$

for all u and that this system defines the sharp identified set of functions h when Y is binary and X is *continuous*.

The binary outcome model studied here is a special case with h defined by (1). In the binary response case the lower bound in (9) can be expressed as

$$\max_{z \in \mathcal{Z}} \Pr_0[Y = 0 \wedge p(X) < u|Z = z] < u$$

which has strong inequalities where (3) has weak inequalities. The restrictions imposed by the two lower bounds are effectively the same when X is continuously distributed. However when X is discrete the lower bound (3) in Theorem 1 can be more demanding than the lower bound in (9).³ In the next Section it is shown that the inequalities of Theorem 1 characterize the identified set of structural functions in the case in which X is discrete.

³Because the event $\{p(X) = u\}$ may occur with non-zero probability.

A restricted version of the model \mathcal{M} may require the threshold-crossing function, p , to be a member of a parametric family of functions. Later the case in which $p(x)$ has the probit form is considered. When there are parametric restrictions the inequalities (3) and (4) sharply define the identified set of values of parameters associated with the distribution $F_{Y|X|Z}^0$ and the model \mathcal{M} .

In the parametric case it may be possible to obtain a complete characterization of the identified set but in general this is difficult without further restriction. In econometric practice many of the parametric models that are used satisfy a “monotone index” restriction, requiring that the threshold-crossing function to be a monotone function of a scalar index through which the explanatory variables act. Probit and logit models are leading examples.

The force of this semiparametric shape restriction is considered in Section 4. It leads to a result which allows visualization of identified sets of nonparametrically specified monotone structural functions and simple characterization of identified sets of values of index coefficients. The restriction also opens the way to an analysis of identification when explanatory variables are measured with error.

3. DISCRETE ENDOGENOUS VARIABLES

3.1. Identified sets. The probability inequalities that appear in Theorem 1 are now given explicit representations for the case in which X is discrete and it is shown that in that case the inequalities of Theorem 1 define the sharp identified set for the threshold crossing function.

Some new notation is required. Let X have support $\mathcal{X} = \{x_1, x_2, \dots, x_K\}$ and for $k \in \{1, \dots, K\}$ define $\gamma_k \equiv p(x_k)$, $\gamma_0 \equiv 0$, $\gamma_{K+1} \equiv 1$. Define $\boldsymbol{\gamma} \equiv \{\gamma_1, \dots, \gamma_K\}$. For $k \in \{1, \dots, K\}$ define conditional probabilities associated with the probability distributions $F_{Y|X|Z}^0$ as follows.

$$\alpha_k^0(z) \equiv \Pr_0[Y = 0|X = x_k, Z = z] \quad \delta_k^0(z) \equiv \Pr_0[X = x_k|Z = z]$$

$$\pi_k^0(z) \equiv \Pr_0[Y = 0 \wedge X = x_k|Z = z] = \alpha_k^0(z)\delta_k^0(z)$$

The values $\{\delta_1^0(z), \dots, \delta_K^0(z)\}$ are required to all be non-zero for all $z \in \mathcal{Z}$.⁴ Adopt the convention that sums from 1 to 0 are zero, $\sum_{s=1}^0 (\cdot)_s \equiv 0$.

Theorem 2. *For a structural function p , assign indexes to the elements in the support set \mathcal{X} so that $\gamma_1 \leq \gamma_2 \leq \dots \leq \gamma_K$. The inequalities (3) and (4) of Theorem 1 obtained as u varies in $[0, 1]$ define a set of values of $\boldsymbol{\gamma}$ characterized by the following inequalities.*

$$\sum_{j=1}^k \pi_j^0(z) \leq \gamma_k \leq \sum_{j=1}^{k-1} \delta_j^0(z) + \sum_{j=k}^K \pi_j^0(z) \quad \forall k \in \{1, \dots, K\} \quad (10)$$

If more than one element in $\boldsymbol{\gamma}$ is equal to γ_k then their associated values $\pi_j(z)$ all contribute to the summations from 1 to k on the left hand side and from k to K on the right hand side.

⁴This restriction could be dropped at the cost of complicating the notation.

Proof of Theorem 2. Consider a value $u \in [0, 1]$ and an index value k such that $\gamma_{k-1} < u \leq \gamma_k$. Considering the lower bounding probability (3), since

$$\{x : p(x) \leq u\} = \begin{cases} \{x_1, \dots, x_{k-1}\} & , \quad u < \gamma_k \\ \{x_1, \dots, x_k\} & , \quad u = \gamma_k \end{cases}$$

there is, for $u \in (\gamma_{k-1}, \gamma_k]$:

$$\Pr_0[Y = 0 \wedge p(X) \leq u | Z = z] = \sum_{j=1}^{k-1} \pi_j^0(z) + \pi_k^0(z) 1[u = \gamma_k]. \quad (11)$$

Here $1[C]$ is 1 if the condition C is true and 0 otherwise.

Considering the upper bounding probability (4), since

$$\{x : u \leq p(x)\} = \{x_k, \dots, x_K\}, \quad u \leq \gamma_k$$

there is, for $u \in (\gamma_{k-1}, \gamma_k]$:

$$1 - \Pr_0[Y = 1 \wedge u \leq p(X) | Z = z] = \sum_{j=1}^{k-1} \delta_j^0(z) + \sum_{j=k}^K \pi_j^0(z). \quad (12)$$

Setting $u = \gamma_k$ in (11) and (12) and substituting in the inequalities (3) and (4) delivers the inequalities (10).

All values of u in an interval $(\gamma_{k-1}, \gamma_k]$ deliver just the γ_k inequality in the sequence (10) and the union of the intervals obtained as k passes from 1 to K is $(0, 1]$. Setting u equal to zero in (11) and (12) does not deliver informative inequalities. Therefore evaluating the inequalities (11) and (12) at all $u \in [0, 1]$ delivers only the K inequalities (10). ■

A consequence of Theorem 2 is that structural functions that show no variation with x cannot lie in the identified set if $\Pr_0[Y = 0 | Z = z]$ varies at all as z varies in \mathcal{Z} . This is so because if $\gamma_1 = \gamma_2 = \dots = \gamma_K$ are equal, say to some value $\bar{\gamma}$, then the left *and* the right hand sides of all the inequalities (10) are equal to

$$\sum_{j=1}^K \pi_j^0(z) = \Pr_0[Y = 0 | Z = z] \equiv \bar{\alpha}^0(z) \quad (13)$$

so the only vector $\boldsymbol{\gamma}$ that satisfies the inequalities has every element equal to $\bar{\alpha}^0(z) = \bar{\gamma}$. If $\bar{\alpha}^0(z)$ is not constant for variations of z in \mathcal{Z} then there is no admissible constant value $\bar{\gamma}$ (recall there is the IV restriction excluding Z from the threshold crossing function) so threshold crossing functions $p(x)$ which do not vary with x are not contained in the identified set.

Systems of inequalities for different permutations of $\boldsymbol{\gamma}$ are obtained by exchange of indices in the inequalities of Theorem 2.

For each permutation the set of values of $\boldsymbol{\gamma}$ defined by the inequalities (10) is precisely the subset of the identified set for the model \mathcal{M} associated with the permu-

tation. This is the subject of Theorem 3.

Theorem 3

Consider a value $z \in \mathcal{Z}$. For every sequence $\gamma_1 \leq \gamma_2 \leq \dots \leq \gamma_K$ for which, at that value z , the system of inequalities (10) defines a non-empty set, there exists a distribution function $F_{U|XZ}(u|x, z)$ such that the following conditions hold for $k \in \{1, \dots, K\}$.

1. Proper conditional distribution functions:

$$0 \leq F_{U|XZ}(\gamma_1|x_k, z) \leq \dots \leq F_{U|XZ}(\gamma_K|x_k, z) \leq 1$$

2. Independence:⁵

$$\sum_{j=1}^K \delta_j^0(z) F_{U|XZ}(\gamma_k|x_j, z) = \gamma_k$$

3. Observational equivalence:

$$F_{U|XZ}(\gamma_k|x_k, z) = \alpha_k^0(z)$$

A constructive proof of Theorem 3 is given in the Annex to the paper. Combining the result of Theorems 1 and 3 leads to Theorem 4.

Theorem 4

A structure S_0 admitted by the model \mathcal{M} generates a distribution $F_{YX|Z}^0$. Define the set of functions $\tilde{\mathcal{P}}_0(\mathcal{Z})$:

$$\tilde{\mathcal{P}}_0(\mathcal{Z}) = \{p : \max_{z \in \mathcal{Z}} c_{0l}(u, z; p) \leq u \leq \min_{z \in \mathcal{Z}} c_{0u}(u, z; p), \forall u \in [0, 1]\}$$

where $c_{0l}(u, z; p)$ and $c_{0u}(u, z; p)$ are defined in respectively equations (3) and (4). The set $\tilde{\mathcal{P}}_0(\mathcal{Z})$ is the identified set of threshold crossing functions, that is $\tilde{\mathcal{P}}_0(\mathcal{Z}) = \mathcal{P}_0(\mathcal{Z})$.

Proof of Theorem 4. Theorem 1 implies that all functions p in the identified set satisfy

$$c_{0l}(u, z; p) \leq u \leq c_{0u}(u, z; p)$$

for all $u \in [0, 1]$ and for each $z \in \mathcal{Z}$. Since only functions p that satisfy these inequalities for all $z \in \mathcal{Z}$ at each value of u are in the identified set, $\mathcal{P}_0(\mathcal{Z}) \subseteq \tilde{\mathcal{P}}_0(\mathcal{Z})$. Theorem 3 states that for each $z \in \mathcal{Z}$ and each function p that satisfies these inequalities there is a distribution function $F_{U|XZ}(u|x, z)$ which combined with $F_{X|Z}^0(x|z)$ delivers the probability distribution $F_{YX|Z}^0(y, x|z)$. It follows that $\mathcal{P}_0(\mathcal{Z}) \supseteq \tilde{\mathcal{P}}_0(\mathcal{Z})$ and combining results, $\tilde{\mathcal{P}}_0(\mathcal{Z}) = \mathcal{P}_0(\mathcal{Z})$. ■

The development to this point has been concerned with the case in which the explanatory variables X are discrete. The sharp identified set for the continuous X , binary Y case is characterized in Chesher (2010). The inequalities derived there

⁵This incorporates a normalisation, namely that U is marginally uniformly distributed. The point is that the distribution function of U given $Z = z$ alone must be independent of z .

are as in Theorem 4 except that a strong inequality appears in the definition of the function $c_{0l}(u, z; p)$ and the resulting function is required to be strictly less than u . When X is continuous these variations have no effect on the content of the sets of functions and we will proceed using the inequalities of Theorem 4 to define the sharp identified set in the discrete and continuous X case.

3.2. Illustration. Each admissible permutation of the elements of γ delivers a system of linear inequalities (10) that defines a convex subset of the unit K -cube.⁶ In general there are up to $K!$ permutations so the identified set is the union of as many as $K!$ convex sets. However in practice some of the component sets may be empty and shape restrictions can rule some permutations inadmissible.

In this Section identified sets are visualized for a case in which discrete X has three points of support. There are then three structural features of interest: $\gamma_1 \equiv p(x_1)$, $\gamma_2 \equiv p(x_2)$ and $\gamma_3 \equiv p(x_3)$. They take values in the unit 3-cube and identified sets can be examined in perspective 3D graphical displays. Define $\gamma \equiv \{\gamma_1, \gamma_2, \gamma_3\}$.

The probability distributions for Y and X given Z used in this example are generated using Gaussian triangular structures as follows.

$$Y = 1[X + W > 0] \quad X = \begin{cases} -1 & , & -\infty < X^* \leq -0.5 \\ 0 & , & -0.5 < X^* \leq 0.5 \\ 1 & , & 0.5 < X^* \leq +\infty \end{cases}$$

$$X^* = b_1 Z + V \quad \begin{bmatrix} W \\ V \end{bmatrix} \perp\!\!\!\perp Z \sim N_2(\mathbf{0}, \mathbf{I}_2)$$

The instrumental variable Z takes values in the following set.

$$\mathcal{Z} = \{-1.5, -1.0, -0.5, 0.0, +0.5, +1.0, +1.5\}$$

The coefficient b_1 is varied across the interval $[0.15, 1.45]$, generating a sequence of graphs that show how the strength of the instrument affects the identified set.

This structure is of the sort admitted by simultaneous equations model with dummy endogenous variable studied in Heckman (1978). Heckman's (1978) model is parametric and Gaussian and is point identifying. In the absence of the fully parametric restriction the model would not be point identifying as the endogenous explanatory variable is not continuous as explained in Chesher (2005) where some partial identification results are provided.

The structure is triangular and X is exogenous because the covariance of Gaussian W and V is zero. This information is not embodied in the single equation instrumental variable nonparametric model whose set identifying power is now studied.

Figure 1 shows the identified set when $b_1 = 0.15$. It is the union of 6 convex sets, one lying in each of the orthoschemes of the unit 3-cube. The orthoschemes of the unit cube are the six right tetrahedra each of which is a set of values of γ that satisfy

⁶Convex because each subset is an intersection of linear half planes.

a particular ordering, for example:⁷

$$\mathcal{O}_{123} \equiv \{\gamma : \gamma_1 \leq \gamma_2 \leq \gamma_3\}.$$

The orthoschemes have intersections only at their faces and along the ray of equality. For example the orthoschemes \mathcal{O}_{123} and \mathcal{O}_{213} have non-empty intersection $\{\gamma : \gamma_1 = \gamma_2 \leq \gamma_3\}$. The set $\{\gamma : \gamma_1 = \gamma_2 = \gamma_3\}$ is the ray of equality. It is a subset of all the orthoschemes and is their common intersection.

In Figure 1 the instrument is very weak and the identified set has elements in each of the six orthoschemes. Any ordering of the elements of γ could have produced the probability distributions used in the computations. In the structure generating the probabilities used in this exercise:

$$\gamma = \{0.691, 0.500, 0.308\}.$$

This point in the unit 3-cube is at the intersection of the three green rays that lie parallel to the axes in the various figures.

The ray of equality which connects the points $\{0, 0, 0\}$ and $\{1, 1, 1\}$ is drawn brown. Notice that it does not intersect the identified set at all. This is because the instrument, although weak, does affect $\bar{\alpha}^0(z) = \Pr_0[Y = 0|Z = z]$.⁸ At this value of the coefficient on the instrumental variable the hypothesis that $p(x)$ does not depend on x is falsifiable. The identified set is not convex but it is connected.

In the structure generating Figure 2, $b_1 = 0.25$ and this increase in value is sufficient to remove a set occupying one of the orthoschemes, specifically \mathcal{O}_{123} . At this value of the coefficient on the instrumental variable the hypothesis that $p(x)$ is monotone increasing is falsifiable.⁹ The identified set remains connected and has no intersection with the ray of equality.

Increasing the value of b_1 to 0.45 - see Figure 3 - causes the identified set to become disconnected. The sets lying in orthoschemes \mathcal{O}_{132} and \mathcal{O}_{213} have no intersection with each other nor with other parts of the identified set. They have small volumes and on increasing b_1 further to 0.55 they disappear, see Figure 4. At this value of b_1 the identified set lies in just three of the orthoschemes, \mathcal{O}_{312} , \mathcal{O}_{321} and \mathcal{O}_{231} . The value of γ in the structures generating probabilities for this example lies in \mathcal{O}_{321} . At this value of b_1 the identified set is connected.

Increasing the value of b_1 further reduces the volumes of the remaining three components of the identified set. With $b_1 = 1.25$ the volumes are very small and Figure 5 shows that the identified set is again disconnected. With $b_1 = 1.45$ the identified set becomes connected again, occupying only the orthoscheme \mathcal{O}_{321} . As Figure 6 shows the identified set is now arranged on and very close to the ray connecting

$$\{0.691, 0.308, 0.308\} \text{ and } \{0.691, 0.691, 0.308\}$$

⁷See Coxeter (1973) for properties of orthoschemes. There is the following definition: $\mathcal{O}_{ijk} \equiv \{\gamma : \gamma_i \leq \gamma_j \leq \gamma_k\}$.

⁸See the discussion following the proof of Theorem 2 in Section 3.1.

⁹In the structures generating the probabilities employed in this example $p(x)$ is monotone decreasing so we expect the orthoscheme in which p is monotone increasing to be one of the first to go as the instrument is strengthened.

and γ_1 and γ_3 are essentially point identified by the model. The value of γ_2 remains set identified and further increases in b_1 do nothing to alter this.

In this example allowing the set of instrumental values to cover the interval $[-1.5, +1.5]$ more densely fails to deliver point identification of γ_2 . The parameters γ_1 and γ_3 are associated with extreme values of X and the approach to point identification as b_1 increases is of the sort referred to as identification at infinity in for example Heckman (1990). In the absence of a parametric specification of $p(x)$ this mechanism fails to deliver point identification of γ_2 which is associated with a value of X in the interior of its support.

Many of the features of the identified set seen in this example appear when X has more points of support. When X has K points of support γ lies in a unit K -cube and the identified set is the union of up to $K!$ convex sets, each lying in one of the $K!$ orthoschemes of the unit K -cube. The identified set may be disconnected and is generally not convex. The ray of equality does not intersect the identified set if $\text{Pr}_0[Y = 0|Z = z]$ varies with z .

4. MONOTONICITY AND INDEX RESTRICTIONS

Almost all parametric models for binary outcomes used in practice require the threshold crossing function to be a monotone function of an scalar index function of explanatory variables. Probit and logit models are leading examples. The impact of such a monotone index restriction in a semiparametric single equation IV model with endogenous explanatory variables is now considered

First the case in which discrete or continuous X is scalar is considered.¹⁰ The threshold function is specified as $p(x)$ with p strictly monotone in x . There is no restriction on the direction of the dependence on x although this is easy to incorporate. The identified set of threshold functions is shown to comprise all monotone functions that lie between one of two pairs of bounding functions; one pair increasing, the other pair decreasing. These functions are shown to be simple functionals of the joint distribution of the binary outcome and the endogenous variable conditional on the instrumental variables.

When instruments are not strong the identified set can contain both increasing and decreasing functions, but not functions that are insensitive to variations in x . In a sense then the identified set of structural functions may not be connected. The results are illustrated using a probability measure generated by a Gaussian triangular system and the impact of imposing parametric restrictions is considered.

The identified set of threshold functions is the intersection of sets determined by pairs of upper and lower bounding functions. Each distinct value of the instrumental variables generates a pair of bounds. The monotonicity restriction is falsifiable because for a particular probability distribution of (Y, X) given Z the bounding functions may intersect in which case there is no monotone threshold function in the IV model's identified set.

Attention is then turned to models in which X may be a vector. Now Z is allowed to appear in the structural function, possibly subject to some exclusion restrictions.

¹⁰The characterization of the identified set given in Theorem 4 is used. As explained in Section 3.1 this applies for discrete and continuous X .

The models considered have threshold functions of the form $p(X'\alpha + Z'\delta)$ with the function p monotone. The identified set comprises a set of parameter values with each element of which is associated a set of monotone functions, p . For each value of (α, δ) in the identified set, bounding functions are derived which define the set of functions associated with (α, δ) . Under the monotonicity restriction there is no need to consider particular alternative functions p when developing the identified set of index coefficients. This substantially simplifies the computation and estimation of that identified set.

4.1. Monotone threshold functions with scalar X . Let X be scalar and let p^{-1} denote the inverse function of p .¹¹ If the threshold function is restricted to be monotone then:

$$\{x : p(x) \leq u\} = \begin{cases} \{x : x \leq p^{-1}(u)\} & , \quad p \text{ increasing} \\ \{x : x \geq p^{-1}(u)\} & , \quad p \text{ decreasing} \end{cases}$$

so the inequalities (3) and (4) can be written as follows.

- Increasing p .

$$c_{0l}^{\uparrow}(u, z; p) = \Pr_0[Y = 0 \wedge X \leq p^{-1}(u) | z] \leq u \quad (14)$$

$$c_{0u}^{\uparrow}(u, z; p) = 1 - \Pr_0[Y = 1 \wedge X \geq p^{-1}(u) | z] \geq u \quad (15)$$

- Decreasing p .

$$c_{0l}^{\downarrow}(u, z; p) = \Pr_0[Y = 0 \wedge X \geq p^{-1}(u) | z] \leq u \quad (16)$$

$$c_{0u}^{\downarrow}(u, z; p) = 1 - \Pr_0[Y = 1 \wedge X \leq p^{-1}(u) | z] \geq u \quad (17)$$

Evaluating any of these functions at $u = p(\sigma)$ with $\sigma \in \mathcal{X}$ has the effect of moving the threshold function out of the bounding function. For example

$$c_{0l}^{\uparrow}(p(\sigma), z; p) \equiv d_{0l}^{\uparrow}(\sigma, z) = \Pr_0[Y = 0 \wedge X \leq \sigma | z] \leq u = p(\sigma)$$

and there are therefore the following inequalities which are satisfied under the monotonicity restriction for all $\sigma \in \mathcal{X}$ and $z \in \mathcal{Z}$ by all functions p in the identified set, and only by these functions..

- Increasing p .

$$d_{0l}^{\uparrow}(\sigma, z) \equiv \Pr_0[Y = 0 \wedge X \leq \sigma | z] \leq p(\sigma) \quad (18)$$

$$d_{0u}^{\uparrow}(\sigma, z) \equiv 1 - \Pr_0[Y = 1 \wedge X \geq \sigma | z] \geq p(\sigma) \quad (19)$$

¹¹For weakly monotonic functions p , define p^{-1} as follows

$$p \text{ increasing: } p^{-1}(u) \equiv \inf\{x : p(x) \geq u\}$$

$$p \text{ decreasing: } p^{-1}(u) \equiv \inf\{x : p(x) \leq u\}$$

and restrict increasing p to be càdlàg and decreasing p to be càglàd.

- Decreasing p .

$$d_{0l}^\downarrow(\sigma, z) \equiv \Pr_0[Y = 0 \wedge X \geq \sigma|z] \leq p(\sigma) \quad (20)$$

$$d_{0u}^\downarrow(\sigma, z) \equiv 1 - \Pr_0[Y = 1 \wedge X \leq \sigma|z] \geq p(\sigma) \quad (21)$$

It is very convenient to have the threshold-crossing function outside the bounding functions because the functions can be derived or estimated just once and then compared with any candidate threshold function. This brings a computational advantage because in many cases calculating the probabilities that appear in the inequalities requires numerical integration which would be prohibitively expensive if it were done for every candidate function p .

Define envelope functions as follows.

$$d_{0l}^\uparrow(\sigma) \equiv \max_{z \in \mathcal{Z}} d_{0l}^\uparrow(\sigma, z) \quad d_{0u}^\uparrow(\sigma) \equiv \min_{z \in \mathcal{Z}} d_{0u}^\uparrow(\sigma, z) \quad (22)$$

$$d_{0l}^\downarrow(\sigma) \equiv \max_{z \in \mathcal{Z}} d_{0l}^\downarrow(\sigma, z) \quad d_{0u}^\downarrow(\sigma) \equiv \min_{z \in \mathcal{Z}} d_{0u}^\downarrow(\sigma, z) \quad (23)$$

The arguments set out above lead to the following Theorem.

Theorem 4. *In the model \mathcal{M} let the threshold crossing function p be a monotone function of a scalar argument. The identified set of threshold functions is the union of two sets of functions as follows.*

$$\left\{ p : d_{0l}^\uparrow(\sigma) \leq p(\sigma) \leq d_{0u}^\uparrow(\sigma), \forall \sigma \in \mathcal{X} \right\} \cup \left\{ p : d_{0l}^\downarrow(\sigma) \leq p(\sigma) \leq d_{0u}^\downarrow(\sigma), \forall \sigma \in \mathcal{X} \right\}$$

One of these sets may be empty and this will tend to happen when instruments are strong with rich support as illustrated shortly. Prior restrictions may eliminate one of the sets by restricting the threshold function to be, say, increasing.

If a model further restricts p to lie in a parametric family then only parameter values leading to functions in the family that lie within the union of the sets just defined fall in the identified set of parameter values. Parametric probit restrictions are considered shortly in an illustrative example.

The functions d_{0l}^\uparrow and d_{0u}^\uparrow are increasing in σ and the functions d_{0l}^\downarrow and d_{0u}^\downarrow are decreasing in σ . It is easy to show that the functions obey the following inequalities with left and right hand bounds achieved as σ approaches respectively $-\infty$ and $+\infty$:

$$0 \leq d_{0l}^\uparrow(\sigma, z) \leq \Pr_0[Y = 0|z] \leq d_{0u}^\uparrow(\sigma, z) \leq 1 \quad (24)$$

$$1 \geq d_{0u}^\downarrow(\sigma, z) \geq \Pr_0[Y = 0|z] \geq d_{0l}^\downarrow(\sigma, z) \geq 0 \quad (25)$$

and that.

$$\left. \begin{array}{l} \lim_{\sigma \rightarrow -\infty} d_{0u}^\uparrow(\sigma) \\ \lim_{\sigma \rightarrow +\infty} d_{0u}^\downarrow(\sigma) \end{array} \right\} = \min_{z \in \mathcal{Z}} \Pr_0[Y = 0|z] \leq \max_{z \in \mathcal{Z}} \Pr_0[Y = 0|z] = \left\{ \begin{array}{l} \lim_{\sigma \rightarrow +\infty} d_{0l}^\uparrow(\sigma) \\ \lim_{\sigma \rightarrow -\infty} d_{0l}^\downarrow(\sigma) \end{array} \right\}.$$

The bounding functions are illustrated in the next Section.

Figure	a_0	a_1	b_0	b_1	s_{wv}	s_{vv}
7	0	-1	0	0.3	0.5	1
8	0	-1	0	0.4	0.5	1
9	0	-1	0	0.3	0.05	0.1

Table 1: Parameter values for Figures 7, 8 and 9

4.2. Illustration. These results are illustrated using probability measures generated by a triangular Gaussian structure which satisfies the restrictions of the single equation IV model. The structural function for binary Y has a probit form with an endogenous explanatory variable. This choice makes the calculation of the bounding functions easy, it highlights the relative power of the control function model which would be point identifying in this case, and it places us in familiar applied econometrics territory.¹²

The structure has binary Y recording whether Y^* is positive. Latent Y^* and X are generated by structures with linear equations and jointly Gaussian latent variables.

$$Y = 1(Y^* > 0) \quad Y^* = a_0 + a_1X + W \quad X = b_0 + b_1Z + V$$

$$\begin{bmatrix} W \\ V \end{bmatrix} \perp\!\!\!\perp Z \sim N\left(\begin{bmatrix} 0 \\ 0 \end{bmatrix}, \begin{bmatrix} 1 & s_{wv} \\ s_{wv} & s_{vv} \end{bmatrix}\right)$$

The joint distribution of Y^* and X given $Z = z$ is $N(\mu(z), \Sigma)$.

$$\mu(z) = \begin{bmatrix} a_0 + a_1b_0 + a_1b_1z \\ b_0 + b_1z \end{bmatrix} \quad \Sigma = \begin{bmatrix} 1 + 2a_1s_{wv} + a_1^2s_{vv} & s_{wv} + a_1s_{vv} \\ s_{wv} + a_1s_{vv} & s_{vv} \end{bmatrix}$$

The probabilities that appear in the inequalities (18) - (21) are bivariate normal orthant probabilities.¹³ The threshold function for the structures employed in this example is $p(x) = \Phi(-a_0 - a_1x)$ where Φ is the standard normal distribution function.

The identifying power of the following nonparametric model is considered.

$$Y = h(X, U) = \begin{cases} 0 & , & 0 \leq U \leq p(X) \\ 1 & , & p(X) < U \leq 1 \end{cases} \quad U \perp\!\!\!\perp Z \quad p \text{ monotone} \quad (26)$$

Graphs show the bounding functions (18) - (21) varying with σ for 10 values of the instrument z equally spaced in $[-1, 1]$. The functions are calculated using the probability measure generated by Gaussian triangular structures defined above with the parameter values as shown in the first row of Table 1. At these parameter values the structural threshold function is the standard normal distribution function.

In Figure 7 the value of b_1 , the coefficient on the instrumental variable in the equation for endogenous X , is 0.3. The upper pane shows the increasing bounding functions (18) - (19); the lower pane shows the decreasing functions (20) - (21).

¹²This structure with its linear equations and Gaussian latent variables is of the sort admitted by the triangular model underlying STATA's `ivprobit` command; see Statacorp (2007). The ML version of that command uses the Gaussian specification employed in this illustration.

¹³The function `pmvnorm` in the `mvtnorm` package of R (R Core Development Team (2011)) is used.

The envelope bounding functions (22) and (23) are obtained at each value of σ as the maximum of the lower bounding functions and the minimum of the upper bounding functions. They are drawn as dashed red lines. The identified set of structural threshold functions comprises all increasing functions which pass between the upper and lower envelope bounding functions in the upper pane and all decreasing functions that pass between the upper and lower envelope bounding functions in the lower pane.

The structural threshold function in the Gaussian triangular structure used to generate the probability measure employed in these calculations, is the increasing dashed line passing between the upper and lower bounding functions in the upper pane. Any monotone increasing (decreasing) function passing between the red dashed lines in the upper (lower) pane in Figure 7, together with a suitable chosen (typically non-Gaussian) distribution for U and X given $Z = z \in \mathcal{Z}$ also generates the same probability measure.

When the power of the instrument is increased by setting the parameter $b_1 = 0.4$ the identified set is reduced as shown in Figure 8. The envelope bounding functions in the lower pane now intersect and no decreasing function can pass between these functions. The instrument is now sufficiently strong to eliminate all monotone decreasing functions from the identified set.

For Figure 9 the coefficient b_1 is reset to its Figure 7 value, 0.3, and the strength of the instrument is increased by drastically raising its predictive power, a situation achieved by reducing s_{vv} tenfold, from 1 to 0.1, while reducing s_{wv} to 0.05 so that the correlation between W and V is unchanged at 0.25. This strengthening of the instrument also serves to remove decreasing functions from the identified set and produces a noticeable narrowing of the bounds around increasing functions but the situation is still a long way from point identification even with this small value of s_{vv} .

When this nonparametric model is augmented with parametric restrictions the identified set is reduced to the subset of the identified set of nonparametric functions containing only those functions that are members of the family of functions specified in the parametric model. To illustrate, consider the identifying power of the following parametric probit model,

$$Y = h(X, U) = \begin{cases} 0 & , & 0 \leq U \leq \Phi(-\alpha_0 - \alpha_1 X) \\ 1 & , & \Phi(-\alpha_0 - \alpha_1 X) < U \leq 1 \end{cases} \quad U \perp\!\!\!\perp Z$$

when Y and X are determined by the structure used to produce Figure 7 for which the parameter values are given in the first row of Table 1. At these parameter values the structural threshold-crossing function is $\Phi(x)$ corresponding to a negative value $\alpha_1 = -1$ in the parameterization used here.

Figure 10 redraws Figure 7 and superimposes some of the probit functions that lie in the identified set. In the upper pane monotone increasing functions ($\alpha_1 < 0$) are drawn. Functions drawn in violet, black and green have intercept term α_0 equal to respectively -0.4 , 0 and $+0.4$. In the lower pane, which shows decreasing functions ($\alpha_1 > 0$), only functions with $\alpha_0 = 0$ are shown.

The identified set of parameter values comprises the set of values of (α_0, α_1) which deliver functions $\Phi(-\alpha_0 - \alpha_1 X)$ that lie between the envelope upper and lower

bounding functions graphed (red dashed) in Figure 7. These identified sets are drawn in Figure 11 which shows two cases. The light blue coloured region in the lower part of the figure is the identified set for the parameter settings in row 2 of Table 1. Here the coefficient on the instrumental variable in the equation for endogenous X is $b_1 = 0.4$ for which the bounding functions are shown in Figure 8. On reducing b_1 to 0.3, the value used to generate Figure 10, the identified set expands by the amount coloured dark blue and it becomes disconnected with a small region in the upper part of the Figure where $\alpha_1 > 0$.

4.3. Monotone index restriction. Now consider models in which there is a monotone index restriction, namely that for all values, x and z , of X and Z the threshold crossing function can be written as $p(\alpha'x + \delta'z)$ for some constant finite dimensional vectors α and δ , where p is a monotone function. X can be non-scalar and Z is allowed to appear in the threshold function. The monotone index binary outcome IV model is as follows.

$$Y = \begin{cases} 0 & , & 0 < U \leq p(\alpha'X + \delta'Z) \\ 1 & , & p(\alpha'X + \delta'Z) < U \leq 1 \end{cases} \quad , \quad U \perp\!\!\!\perp Z, \quad p \text{ monotone}$$

There will typically be a restriction excluding some components of Z from the index. There will also be a normalization; for example one might set equal to 1 an element of α or δ corresponding to a variable whose coefficient is restricted to be non-zero.

Consider a threshold function $p(\alpha'x + \delta'z)$ which lies in the identified set associated with a structure S_0 that delivers conditional distributions $F_{Y|X|Z}^0$ for values of Z in the support set \mathcal{Z} . As before let Pr_0 indicate probabilities calculated using these measures.

Analogous to (14) and (15) there is, for increasing p :

$$c_{0l}^\uparrow(u, z; h) = \text{Pr}_0[Y = 0 \wedge \alpha'X + \delta'Z \leq p^{-1}(u)|z] \leq u \quad (27)$$

$$c_{0u}^\uparrow(u, z; h) = 1 - \text{Pr}_0[Y = 1 \wedge \alpha'X + \delta'Z \geq p^{-1}(u)|z] \geq u \quad (28)$$

with inequalities reversed in the definitions of events when p is decreasing.

Continuing along the lines taken in Section 4.1 there is, on substituting $u = p(\sigma)$, the following inequalities.

- Increasing p .

$$d_{0l}^\uparrow(\sigma, z; \alpha, \delta) \equiv \text{Pr}_0[Y = 0 \wedge \alpha'X \leq \sigma - \delta'z|z] \leq p(\sigma) \quad (29)$$

$$d_{0u}^\uparrow(\sigma, z; \alpha, \delta) \equiv 1 - \text{Pr}_0[Y = 1 \wedge \alpha'X \geq \sigma - \delta'z|z] \geq p(\sigma) \quad (30)$$

- Decreasing p .

$$d_{0l}^\downarrow(\sigma, z; \alpha, \delta) \equiv \text{Pr}_0[Y = 0 \wedge \alpha'X \geq \sigma - \delta'z|z] \leq p(\sigma) \quad (31)$$

$$d_{0u}^\downarrow(\sigma, z; \alpha, \delta) \equiv 1 - \text{Pr}_0[Y = 1 \wedge \alpha'X \leq \sigma - \delta'z|z] \geq p(\sigma) \quad (32)$$

A threshold crossing function, characterized by (p, α, δ) with monotone p lies in the identified set if and only if one of these pairs of inequalities holds at each

$\sigma \in \mathcal{X}$ for all $z \in \mathcal{Z}$. At each value of σ it is the largest and smallest values of the respectively lower and upper bounding probabilities that are relevant. Defining envelope functions:

$$\begin{aligned} d_{0l}^\uparrow(\sigma; \alpha, \delta) &\equiv \max_{z \in \mathcal{Z}} d_{0l}^\uparrow(\sigma, z; \alpha, \delta) & d_{0u}^\uparrow(\sigma; a, \delta) &\equiv \min_{z \in \mathcal{Z}} d_{0u}^\uparrow(\sigma, z; \alpha, \delta) \\ d_{0l}^\downarrow(\sigma; \alpha, \delta) &\equiv \max_{z \in \mathcal{Z}} d_{0l}^\downarrow(\sigma, z; \alpha, \delta) & d_{0u}^\downarrow(\sigma; \alpha, \delta) &\equiv \min_{z \in \mathcal{Z}} d_{0u}^\downarrow(\sigma, z; \alpha, \delta) \end{aligned}$$

there are the following inequalities:

$$\text{increasing } p: \quad d_{0l}^\uparrow(\sigma; \alpha, \delta) \leq p(\sigma) \leq d_{0u}^\uparrow(\sigma; a, \delta) \quad (33)$$

$$\text{decreasing } p: \quad d_{0l}^\downarrow(\sigma; \alpha, \delta) \leq p(\sigma) \leq d_{0u}^\downarrow(\sigma; \alpha, \delta) \quad (34)$$

which, under the monotone index restriction, hold for all $\sigma \in \mathcal{X}$ and all, and only, structural functions (p, α, δ) in the identified set.

The identified set I_0 associated with a structure S_0 comprises all (p, α, δ) with monotone p for which one of the inequalities (33) and (34) hold for all $\sigma \in \mathcal{X}$.

The identified set can be characterized as follows. There are two coupled components: a set of values of the finite dimensional parameters, α and δ , denoted $I_0^{\alpha\delta}$ and for each element of this set, a non-empty set of monotone functions $I_0^p(\alpha, \delta)$. This set of monotone functions is the union of two sets:

$$I_0^p(\alpha, \delta) = A_0^\uparrow(\alpha, \delta) \cup A_0^\downarrow(\alpha, \delta)$$

one, $A_0^\uparrow(\alpha, \delta)$, containing no decreasing functions, the other, $A_0^\downarrow(\alpha, \delta)$ containing no increasing functions. These sets of functions are defined as follows.

$$A_0^\uparrow(\alpha, \delta) \equiv \{p : d_{0l}^\uparrow(\sigma; \alpha, \delta) \leq p(\sigma) \leq d_{0u}^\uparrow(\sigma; \alpha, \delta) \quad \forall \sigma \in \mathcal{X}\}$$

$$A_0^\downarrow(\alpha, \delta) \equiv \{p : d_{0l}^\downarrow(\sigma; \alpha, \delta) \leq p(\sigma) \leq d_{0u}^\downarrow(\sigma; \alpha, \delta) \quad \forall \sigma \in \mathcal{X}\}$$

One, but not both of these sets may be empty.

Considering the inequalities (4.3), the functions d_{0l}^\uparrow and d_{0u}^\uparrow are increasing functions of σ so there is at least one increasing function p satisfying these inequalities for all σ if and only if there is no value of σ at which the functions intersect.¹⁴ Similarly there is at least one decreasing function p satisfying the inequalities (34) if and only if there is no value of σ at which the bounding functions in (34) intersect.

The arguments set out above lead to the following theorem.

Theorem 5. *In the model \mathcal{M} let the threshold crossing function p be a monotone function of a scalar index $\alpha'X + \delta'Z$. The identified set of values of (α, δ) is the*

¹⁴For this purpose a point of tangency is not a point of intersection.

union of two sets of values as follows.

$$I_0^{\alpha\delta} = \left\{ \alpha, \delta : \min_{\sigma \in \mathcal{X}} \left(d_{0u}^\uparrow(\sigma; \alpha, \delta) - d_{0l}^\uparrow(\sigma; \alpha, \delta) \right) \geq 0 \right\} \\ \cup \left\{ \alpha, \delta : \min_{\sigma \in \mathcal{X}} \left(d_{0u}^\downarrow(\sigma; \alpha, \delta) - d_{0l}^\downarrow(\sigma; \alpha, \delta) \right) \geq 0 \right\}$$

Associated with each element $(\alpha, \delta) \in I_0^{\alpha\delta}$ there is an identified set of monotone functions p , the union of two sets as follows.

$$\left\{ p : d_{0l}^\uparrow(\sigma; \alpha, \delta) \leq p(\sigma) \leq d_{0u}^\uparrow(\sigma; \alpha, \delta), \forall \sigma \in \mathcal{X} \right\} \\ \cup \left\{ p : d_{0l}^\downarrow(\sigma; \alpha, \delta) \leq p(\sigma) \leq d_{0u}^\downarrow(\sigma; \alpha, \delta), \forall \sigma \in \mathcal{X} \right\}$$

The monotonicity restriction delivers big computational benefits because it allows the identified set of index coefficient values to be characterized without calculating the identified set of threshold crossing functions.

4.4. Illustration: specification. The probability measures used in this illustration are, as earlier, generated by triangular structures with one endogenous variable.

$$Y = 1[-a_1X - Z_2 + W > 0] \quad X = b_0 + b_1Z_1 + b_2Z_2 + V$$

$$\begin{bmatrix} W \\ V \end{bmatrix} \perp\!\!\!\perp Z \sim N \left(\begin{bmatrix} 0 \\ 0 \end{bmatrix}, \begin{bmatrix} 1 & s_{wv} \\ s_{wv} & s_{vv} \end{bmatrix} \right)$$

There are two exogenous variables, $Z = (Z_1, Z_2)$ and Z_1 is excluded from the structural function for Y . The coefficient on the included exogenous variable, Z_2 is normalized to -1. There is

$$Y = 1[U > \Phi(a_1X + Z_2)]$$

where $U \equiv \Phi(W) \sim Unif(0, 1)$ and so the structural function determining Y is

$$Y = \begin{cases} 0 & , & 0 < U \leq \Phi(a_1X + Z_2) \\ 1 & , & \Phi(a_1X + Z_2) < U \leq 1 \end{cases}$$

while the semiparametric model whose identifying power is considered has the following restrictions.

$$Y = \begin{cases} 0 & , & 0 < U \leq p(\alpha_1X + Z_2) \\ 1 & , & p(\alpha_1X + Z_2) < U \leq 1 \end{cases} \quad U \perp\!\!\!\perp Z \quad p \text{ monotone}$$

To calculate the identified set the joint distribution of Y^* and α_1X given $Z = (z_1, z_2)$ is required. Here α_1 is a trial value for inclusion in the identified set $I_0^{\alpha\delta}$. The distribution is $N(\mu, \Sigma)$ with parameters as follows.

$$\mu \equiv \begin{bmatrix} a_0 + a_1b_0 + a_1b_1z_1 + (a_1b_2 - 1)z_2 \\ \alpha_1(b_0 + b_1z_1 + b_2z_2) \end{bmatrix}$$

b_1	$z_2 \in [-2, 2]$				$z_2 \in [-3, 3]$			
	$p \downarrow$		$p \uparrow$		$p \downarrow$		$p \uparrow$	
	L	U	L	U	L	U	L	U
0.170	-2.38	-0.38	0.11	8.69	-2.38	-0.21	0.09	8.14
0.175	-2.21	-0.41	0.11	8.41	-2.16	-0.26	0.10	7.90
0.190	-1.57	-0.49	0.12	7.67	-1.69	-0.37	0.11	7.26
0.250			0.17	5.72			0.15	5.51
0.500			0.33	3.15			0.31	2.94
0.750			0.45	2.82			0.44	2.21
1.000			0.54	2.83			0.54	1.83
1.500			0.60	2.87			0.66	1.75
2.000			0.60	2.80			0.70	1.77

Table 2: Identified sets for α_1 for a sequence of values of b_1 and two ranges of values of z_2 . At small values of b_1 the set is the union of two disjoint sets one containing negative values associated with monotone decreasing threshold functions, one containing positive values, associated with monotone increasing threshold functions. L and U are respectively lower and upper limits of intervals.

$$\Sigma \equiv \begin{bmatrix} 1 + 2a_1s_{wv} + a_1^2s_{vv} & \alpha_1(s_{wv} + a_1s_{vv}) \\ \alpha_1(s_{wv} + a_1s_{vv}) & \alpha_1^2s_{vv} \end{bmatrix}$$

Given this distribution it is straightforward to compute the bounding functions (29), (30), (31) and (32) as bivariate normal orthant probabilities. The envelope bounding functions that appear in (33) and (34) are obtained by finding minimum and maximum values for $z \equiv (z_1, z_2) \in \mathcal{Z} \equiv \mathcal{Z}_1 \times \mathcal{Z}_2$. In this illustration $\mathcal{Z}_1 = [-2, 2]$ and two intervals \mathcal{Z}_2 are considered: $[-2, 2]$ and $[-3, 3]$.

The parameter values used in the illustrative calculations are as follows.

$$a_1 = 1 \quad b_0 = 0 \quad b_1 \in [0.17, 1.5] \quad b_2 = 0 \quad s_{wv} = 0.5 \quad s_{vv} = 1$$

The coefficient b_2 is zero, so in this illustration X is uncorrelated with Z_2 . The variable Z_2 effectively provides a scale against which the impact of endogenous X on the index is measured. If Z_2 were not present, for example because it exhibited no variation at all or because d_2 were actually zero, then the model would not have any identifying power for α_1 without further restriction on the threshold function. This suggests that identified sets will be smaller when Z_2 exhibits more variation.

In the structures and at the parameter values employed in this illustration the structural threshold function $p(\alpha_1 X + Z_2)$ is $\Phi(X + Z_2)$. So the probability distributions used in this exercise are generated by a monotone increasing threshold function with α_1 taking the value 1.

4.5. Illustration: results. The identified sets are shown in Table 2. For small values of b_1 (the value of the coefficient on Z_1 in the equation for endogenous X) the identified sets are not connected - there is an interval containing negative values of α_1 and an interval containing positive values, including of course the value $\alpha_1 = 1$.

Intervals containing negative, respectively positive, values are associated with only monotone decreasing, respectively increasing threshold functions.

The value $\alpha_1 = 0$ and values close to zero do not lie in the identified set. This is because in the structure that generates the probability measure in this illustration the distribution of the outcome Y conditional on Z does depend on the value of Z .

For values of b_1 larger than around 0.2 the identified set is connected, containing only positive values of α_1 , associated with monotone increasing threshold functions. The size of the identified set decreases as the value of b_1 increases. That reduction reduces as b_1 increases. Substantial further reductions in the size of the identified set can only be achieved by increasing the predictive power of the instrument, that is by reducing s_{vv} . As anticipated, identified sets are smaller when the range of Z_2 , the exogenous variable in the index in the structural equation, is large.

5. CONCLUDING REMARKS

An incomplete single equation IV threshold crossing model for a binary response is generally partially, not point, identifying for the threshold function even when the function is parametrically restricted. In this paper sharp identified sets have been characterized for the case in which endogenous variables are discrete and a constructive proof of sharpness has been provided.

Most parametric models for binary outcomes satisfy a monotone index restriction under which the threshold function is a monotone function of a linear index constructed from explanatory variables. It has been shown that in a semiparametric model this shape restriction considerably simplifies the characterization of the identified set, leading to substantial computational benefits. In particular the identified set of index coefficients can be obtained without calculating the set of threshold crossing functions, placing semiparametric IV estimation of index coefficients in binary response models on the same computational footing as obtains in parametric IV estimation.

The results of this paper can be used to develop identified sets in monotone index binary response models with mis-measured explanatory variables. Consider a threshold crossing model with a monotone index restriction as in Section 4.3:

$$Y = \begin{cases} 0 & , & 0 < U \leq p(\alpha'X + \delta'Z) \\ 1 & , & p(\alpha'X + \delta'Z) < U \leq 1 \end{cases} , \quad U \perp\!\!\!\perp Z, \quad p \text{ monotone}$$

and suppose that $\tilde{X} \equiv X + V$ is observed in place of X where V is measurement error and (U, V) and Z are independently distributed. Considering the case in which p is increasing, define $W \equiv p^{-1}(U) + \alpha'V$, let $q(\cdot)$ denote the distribution function of W and define $\tilde{U} \equiv q(W)$ which is uniformly distributed on $[0, 1]$.

Written in terms of \tilde{U} , \tilde{X} and q the model for Y with measurement error and observable \tilde{X} is then:

$$Y = \begin{cases} 0 & , & 0 < \tilde{U} \leq q(\alpha'\tilde{X} + \delta'Z) \\ 1 & , & q(\alpha'\tilde{X} + \delta'Z) < \tilde{U} \leq 1 \end{cases} , \quad \tilde{U} \perp\!\!\!\perp Z, \quad q \text{ monotone}$$

which is identical to the original monotone index model for Y with unobserved X

except that the threshold function is now q rather than the original p and X is replaced by the observed \tilde{X} .¹⁵ The analysis of Section 4.3 applies and delivers the sharp identified set for (α, δ) . In some applications the endogeneity of the observed explanatory variable may arise only because of measurement error. The analysis of this paper applies then and also when there is additionally endogeneity in the unobserved error free explanatory variables.

The monotone index restriction applies in many parametric models for non-binary ordered outcomes, for example ordered probit models and many count data models. Consider a threshold crossing model for an M -valued ordered outcome with $Y = m$ if and only if $p_{m-1} < U \leq p_m(x)$ where x is a list of explanatory variables. For each value $m \in \{1, \dots, M-1\}$ there is a threshold crossing model for the binary outcome $Y_m \equiv 1[Y > m]$ in which the threshold function is $p_m(x)$ and the methods of this paper apply to each of these models. With semiparametric or parametric restrictions there may be common parameters in the $M-1$ threshold crossing functions and there may be monotone index restrictions. The identified sets developed using the methods of this paper can be intersected to deliver outer regions. Sharp set identification would require simultaneous consideration of the $M-1$ binary responses which are all driven by a common latent variable but the monotone index restriction would not be so easy to bring into play in such an analysis. The outer regions obtained using the methods of this paper could be useful in their own right or as a step on the way to calculating the sharp identified set.

When the predictive power of instrumental variables for the endogenous variable is not great, the identified sets delivered by the IV model can be large. In this situation the identifying power of the additional restrictions embodied in the triangular model that motivates control function estimation or in special regressor restrictions is very substantial. This is all to the good if those restrictions are plausible in the application being considered. But if there is doubt about their validity then it is prudent to consider the sets identified by the single equation IV model studied here. Even when the IV model's identified sets are large they can carry useful information about the direction of dependence of the response on potentially endogenous explanatory variables.

¹⁵If p is monotone decreasing then $q(\alpha'\tilde{X} + \delta'Z)$ is replaced by $1 - q(\alpha'\tilde{X} + \delta'Z)$.

REFERENCES

- Blundell R.W. & R.L. Matzkin (2010) Conditions for the Existence of Control Functions in Nonseparable Simultaneous Equations Models. CeMMAP Working Paper CWP28/10.
- Blundell R.W. & J.L. Powell (2003) Endogeneity in Nonparametric and Semiparametric Regression Models. In Dewatripont, M., L.P. Hansen, and S.J. Turnovsky, eds., *Advances in Economics and Econometrics: Theory and Applications, Eighth World Congress, Vol. II*. Cambridge: Cambridge University Press.
- Blundell, R.W. & J.L. Powell (2004) Endogeneity in Semiparametric Binary Response Models. *Review of Economic Studies* 71, 655-679.
- Chernozhukov, V. Sokbae Lee and A. Rosen (2009) Intersection Bounds: Estimation and Inference. CeMMAP Working Paper 19/09.
- Chesher, A.D. (2003) Identification in Nonseparable Models. *Econometrica* 71, 1405-1441.
- Chesher, A.D. (2005) Nonparametric Identification under Discrete Variation. *Econometrica* 73, 1525-1550.
- Chesher, A.D. (2007) Identification of Nonadditive Structural Functions. In R. Blundell, T. Persson and W. Newey, eds., *Advances in Economics and Econometrics, Theory and Applications, 9th World Congress, Vol III*. Cambridge: Cambridge University Press.
- Chesher, A.D. (2010) Instrumental Variable Models for Discrete Outcomes. *Econometrica* 78, 575-601.
- Chesher, A.D. and A. Rosen (2011) Simultaneous Equations Models for Discrete Outcomes: Completeness, Coherence and Identification. In preparation.
- Chesher, A.D. and K. Smolinski, (in press) IV Models of Ordered Choice. *Journal of Econometrics*.
- Chesher, A.D., A. Rosen, & K. Smolinski, (2011) An Instrumental Variable Model of Multiple Discrete Choice. CeMMAP Working Paper 06/11.
- Coxeter, H.S.M. (1973) *Regular Polytopes*. New York: Dover.
- Florens, J-P. J.J. Heckman, C. Meghir & E.J. Vytlacil (2008) Identification of Treatment Effects using Control Functions in Models with Continuous Endogenous Treatment and Heterogeneous Effects. *Econometrica* 76, 1191-1206.
- Greene, W. (2007) *LIMDEP 9.0 Reference Guide*. Econometric Software, Inc., New York.
- Hausman, J.A. (1978) Specification Tests in Econometrics. *Econometrica* 46 1251-1271.
- Heckman, J.J. (1978) Dummy Endogenous Variables in a Simultaneous Equations System. *Econometrica* 46, 931-959.
- Heckman, J.J. (1979) Sample Selection Bias as a Specification Error. *Econometrica* 47, 153-161.
- Heckman, J.J. (1990) Varieties of Selection Bias. *American Economic Review*, 80, *Papers and Proceedings of the 102nd Annual Meeting of the AEA*, 313-318.
- Imbens, G.W. and W.K. Newey (2009) Identification and Estimation of Triangular Simultaneous Equations Models without Additivity. *Econometrica* 77, 1481 - 1512.

- Lewbel, A. (2000): Semiparametric qualitative response model estimation with unknown heteroscedasticity or instrumental variables. *Journal of Econometrics* 97, 145-177.
- Magnac, T. & E. Maurin (2007) Identification and Information in Monotone Binary Models. *Journal of Econometrics* 139, 76-104.
- Magnac, T. & E. Maurin (2008) Partial Identification in Monotone Binary Models: Discrete Regressors and Interval Data. *Review of Economic Studies* 75, 835-864.
- R Core Development Team (2011) *R: A Language and Environment for Statistical Computing*, R Foundation for Statistical Computing, Vienna, Austria.
- Rivers, D. & Q. Vuong (1988) Limited Information Estimators and Exogeneity Tests for Simultaneous Probit Models. *Journal of Econometrics* 39, 347-366.
- Shaikh, A.M. & E.J. Vytlacil (2011) Partial identification in Triangular Systems of Equations with Binary Dependent Variable. *Econometrica* 79, 949-955.
- Smith, R.J. & R.W. Blundell (1986) An Exogeneity Test for a Simultaneous Equation Tobit Model with an Application to Labor Supply. *Econometrica* 54 679-685.
- Statacorp (2007) Stata Statistical Software: Release 10." College Station, TX: Stat-aCorp LP.
- Vytlacil, E.J. & N. Yildiz (2007) Dummy endogenous variables in weakly separable models. *Econometrica* 75, 757-779.

ANNEX: PROOF OF THEOREM 3

Theorem 3 is proved by constructing a conditional distribution function with the required properties.¹⁶ The construction is done for a representative value $z \in \mathcal{Z}$ and a particular permutation of $\gamma = \{\gamma_k\}_{k=1}^K$. Without loss of generality it is assumed that indices are assigned to the elements of \mathcal{X} so that $\gamma_1 \leq \gamma_2 \leq \dots \leq \gamma_K$. Assume the system of inequalities associated with this permutation given in equation (10) holds.¹⁷ Define $\gamma_0 \equiv 0$ and $\gamma_{K+1} \equiv 1$.

The notation is simplified in two respects. First the superscript “0” which indicates a probability calculated using the probability distributions $F_{Y|X|Z}^0$ delivered by a structure S_0 is omitted. Second, dependence of various conditional probabilities on z is not made explicit in the notation. Thus $\delta_k^0(z)$ is written as δ_k and $\alpha_k^0(z)$ is written as α_k .

Define

$$\bar{\alpha} \equiv \Pr[Y = 0|Z = z] = \sum_{j=1}^K \delta_j \alpha_j.$$

For all $k \in \{0, 1, \dots, K+1\}$ define:

$$\tilde{\gamma}_k = \min(\gamma_k, \bar{\alpha}) \quad \hat{\gamma}_k = \max(0, \gamma_k - \bar{\alpha})$$

and note that

$$\tilde{\gamma}_k + \hat{\gamma}_k = \gamma_k$$

and that the inequalities (10) imply the following inequality.

$$\gamma_1 \leq \bar{\alpha} \leq \gamma_K$$

Define $(K+2) \times K$ arrays $[\delta_j \tilde{\beta}_{kj}]$ and $[\delta_j \hat{\beta}_{kj}]$ with elements (which depend on z) defined recursively for each $k \in \{0, 1, \dots, K+1\}$ as follows as j ascends through the sequence $\{1, \dots, K\}$.

$$\delta_j \tilde{\beta}_{kj} = \min \left\{ \delta_j \alpha_j, \max \left\{ 0, \tilde{\gamma}_k - \sum_{s=1}^{j-1} \delta_s \tilde{\beta}_{ks} \right\} \right\} \quad (35)$$

$$\delta_j \hat{\beta}_{kj} = \min \left\{ \delta_j (1 - \alpha_j), \max \left\{ 0, \hat{\gamma}_k - \sum_{s=1}^{j-1} \delta_s \hat{\beta}_{ks} \right\} \right\} \quad (36)$$

Define the required conditional distribution function at $u = \gamma_k$ for $k \in \{0, 1, \dots, K+1\}$ as:

$$F_{U|XZ}(\gamma_k|x_j, z) \equiv \tilde{\beta}_{kj} + \hat{\beta}_{kj} \quad (37)$$

which implies¹⁸ $F_{U|XZ}(0|x_j, z) = 0$, $F_{U|XZ}(1|x_j, z) = 1$. The distribution function is endowed with non-decreasing line segments between each successive distinct pair of

¹⁶The construction builds on a suggestion of Martin Cripps.

¹⁷The systems of inequalities associated with other permutations of γ are obtained simply by exchange of indices.

¹⁸Since $\gamma_0 \equiv 0$, $\tilde{\gamma}_0 = \hat{\gamma}_0 = 0$, so $\tilde{\beta}_{0j} = 0$ and $\hat{\beta}_{0j} = 0$ for all j which yields $F_{U|XZ}(0|x_j, z) = 0$.

elements in γ .¹⁹

Before proceeding with the proof it is helpful to describe the resulting arrays of conditional distribution function values.

For each value of k , as j increases, $\delta_j \tilde{\beta}_{kj}$ is assigned the value $\delta_j \alpha_j$ until a value of j is reached such that $\tilde{\gamma}_k - \sum_{s=1}^{j-1} \delta_s \alpha_s \leq \delta_j \alpha_j$. This the value of j such that $\tilde{\gamma}_k - \sum_{s=1}^j \delta_s \alpha_s \leq 0$. At this value of j , denoted $\tilde{j}(k)$, $\delta_j \tilde{\beta}_{kj}$ is assigned the value $\tilde{\gamma}_k - \sum_{s=1}^{j-1} \delta_s \alpha_s$ which equals $\tilde{\gamma}_k - \sum_{s=1}^{j-1} \delta_s \tilde{\beta}_{ks}$ and values of $\delta_j \tilde{\beta}_{kj}$ for larger values of j are assigned the value zero. The result is that $\sum_{s=1}^K \delta_s \tilde{\beta}_{ks} = \tilde{\gamma}_k$. The function $\tilde{j}(k)$ has the following representation.

$$\tilde{j}(k) = \max\left\{j : \tilde{\gamma}_k - \sum_{s=1}^{j-1} \delta_s \alpha_s \geq 0\right\} \quad (38)$$

Since the $\tilde{\gamma}_k$'s are a non-decreasing sequence $\tilde{j}(k)$ is a non-decreasing function of k . It is shown below that for all j the sequence $\{\delta_j \tilde{\beta}_{kj}\}_{k=1}^K$ is non-decreasing.

For each value of k , as j increases, $\delta_j \hat{\beta}_{kj}$ is assigned the value $\delta_j (1 - \alpha_j)$ until a value of j is reached such that $\hat{\gamma}_k - \sum_{s=1}^{j-1} \delta_s (1 - \alpha_s) \leq \delta_j (1 - \alpha_j)$. This is the value of j such that $\hat{\gamma}_k - \sum_{s=1}^j \delta_s (1 - \alpha_s) \leq 0$. At this value of j , denoted $\hat{j}(k)$, $\delta_j \hat{\beta}_{kj}$ is assigned the value $\hat{\gamma}_k - \sum_{s=1}^{j-1} \delta_s (1 - \alpha_s)$ which equals $\hat{\gamma}_k - \sum_{s=1}^{j-1} \delta_s \hat{\beta}_{ks}$ and values of $\delta_j \hat{\beta}_{kj}$ for larger values of j are assigned the value zero. The result is that $\sum_{s=1}^K \delta_s \hat{\beta}_{ks} = \hat{\gamma}_k$. The function $\hat{j}(k)$ has the following representation.

$$\hat{j}(k) = \max\left\{j : \hat{\gamma}_k - \sum_{s=1}^{j-1} \delta_s (1 - \alpha_s) \geq 0\right\} \quad (39)$$

Since the $\hat{\gamma}_k$'s are a non-decreasing sequence $\hat{j}(k)$ is a non-decreasing function of k . At low values of k the value of $\hat{\gamma}_k$ can be zero in which case $\hat{j}(k) = 0$ and every element in $\{\delta_j \hat{\beta}_{kj}\}_{j=1}^K$ is zero. It is shown below that for all j the sequence $\{\delta_j \hat{\beta}_{kj}\}_{k=1}^K$ is non-decreasing.

Here is an example - a case in which $K = 5$ with $\delta \equiv \{\delta_j\}_{j=1}^K$, $\alpha \equiv \{\alpha_j\}_{j=1}^K$ (for some value of z) and $\gamma \equiv \{\gamma_j\}_{j=1}^K$ take the following values.

$$\delta = [0.1 \quad 0.2 \quad 0.3 \quad 0.1 \quad 0.3]$$

$$\alpha = [0.5 \quad 0.3 \quad 0.4 \quad 0.5 \quad 0.8]$$

$$\gamma = [0.3 \quad 0.4 \quad 0.5 \quad 0.6 \quad 0.8]$$

Since $\gamma_{K+1} = 1$, $\tilde{\gamma}_{K+1} = \bar{\alpha}$ and $\hat{\gamma}_{K+1} = 1 - \bar{\alpha}$, so for all j , $\tilde{\beta}_{K+1j} = \alpha_j$ and $\hat{\beta}_{K+1j} = 1 - \alpha_j$ which yields $F_{U|XZ}(1|x_j, z) = 1$.

¹⁹Linear segments will deliver piecewise uniform conditional distributions of U given X and Z .

The (7×5) arrays $[\delta_j \tilde{\beta}_{kj}]$ and $[\delta_j \hat{\beta}_{kj}]$ are as follows.

$$[\delta_j \tilde{\beta}_{kj}] = \begin{bmatrix} 0.00 & 0.00 & 0.00 & 0.00 & 0.00 \\ 0.05 & 0.06 & 0.12 & 0.05 & 0.02 \\ 0.05 & 0.06 & 0.12 & 0.05 & 0.12 \\ 0.05 & 0.06 & 0.12 & 0.05 & 0.22 \\ 0.05 & 0.06 & 0.12 & 0.05 & 0.24 \\ 0.05 & 0.06 & 0.12 & 0.05 & 0.24 \\ 0.05 & 0.06 & 0.12 & 0.05 & 0.24 \end{bmatrix} \quad [\delta_j \hat{\beta}_{kj}] = \begin{bmatrix} 0.00 & 0.00 & 0.00 & 0.00 & 0.00 \\ 0.00 & 0.00 & 0.00 & 0.00 & 0.00 \\ 0.00 & 0.00 & 0.00 & 0.00 & 0.00 \\ 0.00 & 0.00 & 0.00 & 0.00 & 0.00 \\ 0.05 & 0.03 & 0.00 & 0.00 & 0.00 \\ 0.05 & 0.14 & 0.09 & 0.00 & 0.00 \\ 0.05 & 0.14 & 0.18 & 0.05 & 0.06 \end{bmatrix}$$

The values of the constructed distribution functions of U conditional on $X = x \in \{x_1, \dots, x_5\}$ (and $Z = z$) at the 7 values $\gamma_0, \dots, \gamma_6$ are given in the columns of the (7×5) array $[\beta_{kj}]$, below with the associated values $\gamma_0, \dots, \gamma_6$ shown alongside.

$$[\beta_{kj}] = \begin{bmatrix} 0.00 & 0.00 & 0.00 & 0.00 & 0.00 \\ 0.50 & 0.30 & 0.40 & 0.50 & 0.06 \\ 0.50 & 0.30 & 0.40 & 0.50 & 0.40 \\ 0.50 & 0.30 & 0.40 & 0.50 & 0.73 \\ 1.00 & 0.45 & 0.40 & 0.50 & 0.80 \\ 1.00 & 1.00 & 0.70 & 0.50 & 0.80 \\ 1.00 & 1.00 & 1.00 & 1.00 & 1.00 \end{bmatrix} \quad [\gamma_k] = \begin{bmatrix} 0.0 \\ 0.3 \\ 0.4 \\ 0.6 \\ 0.6 \\ 0.8 \\ 1.0 \end{bmatrix}$$

The proof now proceeds by showing the distribution function (37) is: (1) proper, (2) satisfies the independence restriction, and, (3) has the observational equivalence property. It will be shown that the properness and independence conditions are satisfied by construction. Satisfaction of the observational equivalence condition relies on the elements of γ satisfying the system of inequalities (10).

1. Proper conditional distributions

The proposed conditional distribution functions are proper if, for all j :

$$0 \leq \tilde{\beta}_{1j} \leq \dots \leq \tilde{\beta}_{Kj}$$

$$0 \leq \hat{\beta}_{1j} \leq \dots \leq \hat{\beta}_{Kj}$$

and $\tilde{\beta}_{Kj} + \hat{\beta}_{Kj} \leq 1$.

It is evident that all elements of the arrays $[\tilde{\beta}_{ij}]$ and $[\hat{\beta}_{ij}]$ are non-negative. For all i each element $\tilde{\beta}_{ij}$ is bounded above by α_j and each element $\hat{\beta}_{ij}$ is bounded above by $1 - \alpha_j$ and so there can be no values of i and j at which $\tilde{\beta}_{ij} + \hat{\beta}_{ij}$ exceeds 1.

It is now shown that for all j and k , $\delta_j \tilde{\beta}_{kj} \leq \delta_j \tilde{\beta}_{k+1j}$. Use is made of the fact that $\tilde{j}(k)$ is a non-decreasing function of k .

- If $j < \tilde{j}(k)$ then $j < \tilde{j}(k+1)$ so $\delta_j \tilde{\beta}_{kj} = \delta_j \tilde{\beta}_{k+1j} = \delta_j \alpha_j$.
- If $j > \tilde{j}(k)$ then $\delta_j \tilde{\beta}_{kj} = 0$ and, since all elements of the array $[\tilde{\beta}_{ij}]$ are non-negative, $\delta_j \tilde{\beta}_{kj} \leq \delta_j \tilde{\beta}_{k+1j}$.

- There remains only the possibility that $j = \tilde{j}(k)$. In this case $\delta_j \tilde{\beta}_{kj} = \tilde{\gamma}_k - \sum_{s=1}^{j-1} \delta_s \alpha_s \leq \delta_j \alpha_j$.
 - If $j < \tilde{j}(k+1)$ then $\delta_j \tilde{\beta}_{k+1j} = \delta_j \alpha_j$ and $\delta_j \tilde{\beta}_{kj} \leq \delta_j \tilde{\beta}_{k+1j}$.
 - Otherwise $j = \tilde{j}(k+1)$ and $\delta_j \tilde{\beta}_{k+1j} = \tilde{\gamma}_{k+1} - \sum_{s=1}^{j-1} \delta_s \alpha_s$ and since $\tilde{\gamma}_{k+1} \geq \tilde{\gamma}_k$ there is $\delta_j \tilde{\beta}_{kj} \leq \delta_j \tilde{\beta}_{k+1j}$.

It is now shown that for all j and k , $\delta_j \hat{\beta}_{kj} \leq \delta_j \hat{\beta}_{k+1j}$. Again use is made of the fact that $\hat{j}(k)$ is a non-decreasing function of k .

- If $j < \hat{j}(k)$ then $j < \hat{j}(k+1)$ so $\delta_j \hat{\beta}_{kj} = \delta_j \hat{\beta}_{k+1j} = \delta_j(1 - \alpha_j)$.
- If $j > \hat{j}(k)$ then $\delta_j \hat{\beta}_{kj} = 0$ and, since all elements of the array $[\hat{\beta}_{ij}]$ are non-negative, $\delta_j \hat{\beta}_{kj} \leq \delta_j \hat{\beta}_{k+1j}$.
- There remains only the possibility that $j = \hat{j}(k)$. In this case $\delta_j \hat{\beta}_{kj} = \hat{\gamma}_k - \sum_{s=1}^{j-1} \delta_s(1 - \alpha_s) \leq \delta_j(1 - \alpha_j)$.
 - If $j < \hat{j}(k+1)$ then $\delta_j \hat{\beta}_{k+1j} = \delta_j(1 - \alpha_j)$ and $\delta_j \hat{\beta}_{kj} \leq \delta_j \hat{\beta}_{k+1j}$.
 - Otherwise $j = \hat{j}(k+1)$ and $\delta_j \hat{\beta}_{k+1j} = \hat{\gamma}_{k+1} - \sum_{s=1}^{j-1} \delta_s(1 - \alpha_s)$ and since $\hat{\gamma}_{k+1} \geq \hat{\gamma}_k$ there is $\delta_j \hat{\beta}_{kj} \leq \delta_j \hat{\beta}_{k+1j}$.

2. Independence

It was noted above that, for all k :

$$\sum_{j=1}^K \delta_j \tilde{\beta}_{kj} = \tilde{\gamma}_k \quad \sum_{j=1}^K \delta_j \hat{\beta}_{kj} = \hat{\gamma}_k$$

from which it follows that for all k :

$$\sum_{j=1}^K \delta_j (\tilde{\beta}_{kj} + \hat{\beta}_{kj}) = \tilde{\gamma}_k + \hat{\gamma}_k = \gamma_k$$

as required.

3. Observational equivalence

The observational equivalence property holds if, for all k :

$$\delta_k \tilde{\beta}_{kk} + \delta_k \hat{\beta}_{kk} = \delta_k \alpha_k.$$

The inequalities (10) can be written as follows.

$$\sum_{j=1}^k \delta_j \alpha_j \leq \gamma_k \leq \bar{\alpha} + \sum_{j=1}^{k-1} \delta_j (1 - \alpha_j) \quad (40)$$

There are two cases to consider.

First suppose $\gamma_k \leq \bar{\alpha}$. Then $\tilde{\gamma}_k = \gamma_k$ and $\hat{\gamma}_k = 0$. From (40) there is on substituting $\gamma_k = \tilde{\gamma}_k$:

$$\tilde{\gamma}_k - \sum_{j=1}^{k-1} \delta_j \alpha_j \geq \delta_k \alpha_k$$

and so $\delta_k \tilde{\beta}_{kk} = \delta_k \alpha_k$. Since $\hat{\gamma}_k = 0$, $\delta_k \hat{\beta}_{kk} = 0$ and the result follows.

Now suppose that $\gamma_k > \bar{\alpha}$. Then $\tilde{\gamma}_k = \bar{\alpha}$, $\hat{\gamma}_k = \gamma_k - \bar{\alpha}$. Since $\bar{\alpha} - \sum_{j=1}^{k-1} \delta_j \alpha_j \geq \delta_k \alpha_k$, $\delta_k \tilde{\beta}_{kk} = \delta_k \alpha_k$. From (40) there is on substituting $\gamma_k - \bar{\alpha} = \hat{\gamma}_k$:

$$\hat{\gamma}_k \leq \sum_{j=1}^{k-1} \delta_j (1 - \alpha_j)$$

and so in the definition of $\delta_k \hat{\beta}_{kk}$, $\max \left\{ 0, \hat{\gamma}_k - \sum_{s=1}^{k-1} \delta_s \hat{\beta}_{ks} \right\} = 0$ so $\delta_k \hat{\beta}_{kk} = 0$ and the result follows.

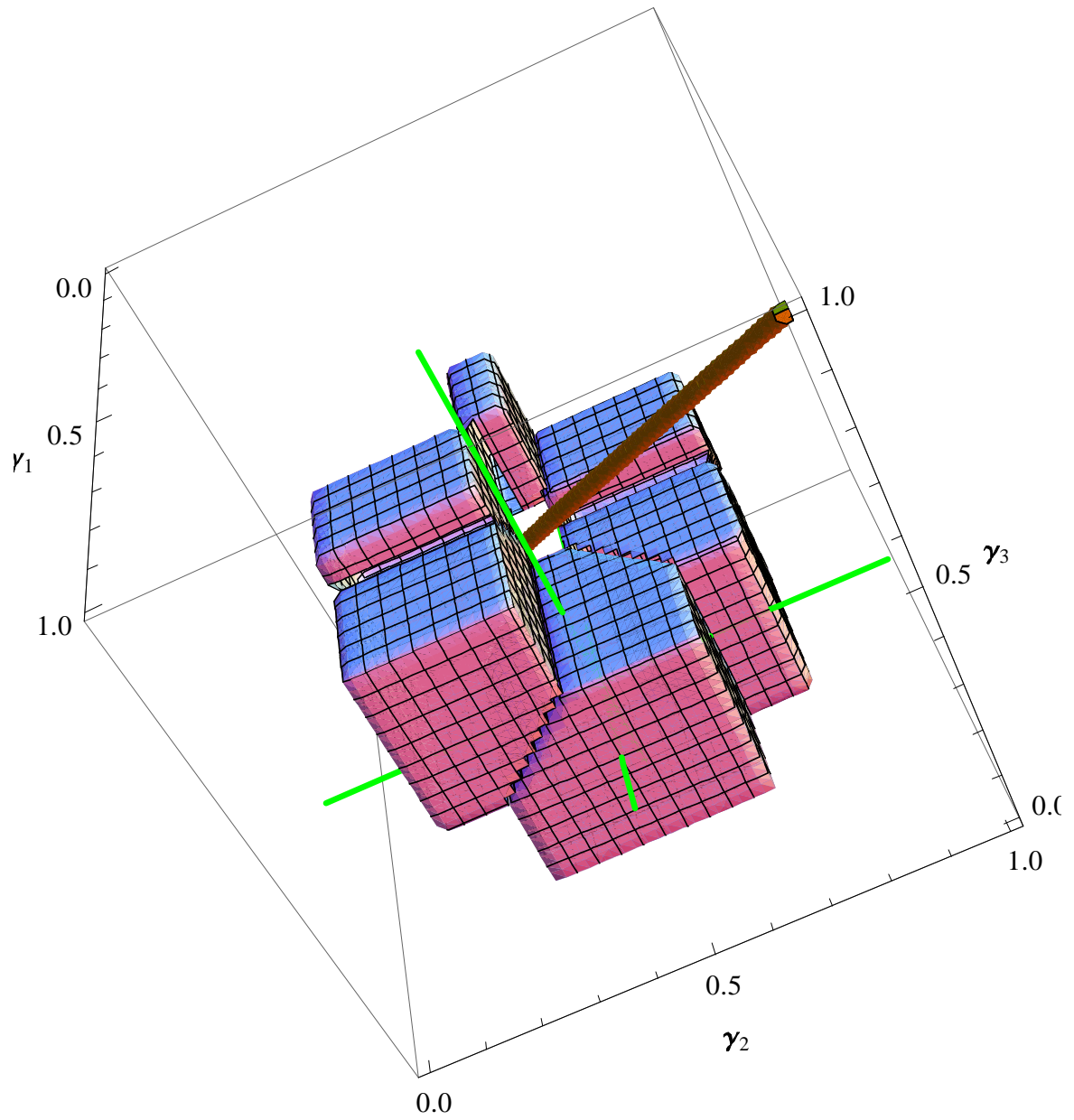


Figure 1: Binary Y , ternary X : identified set for $\{\gamma_1, \gamma_2, \gamma_3\}$. $b_1 = 0.15$

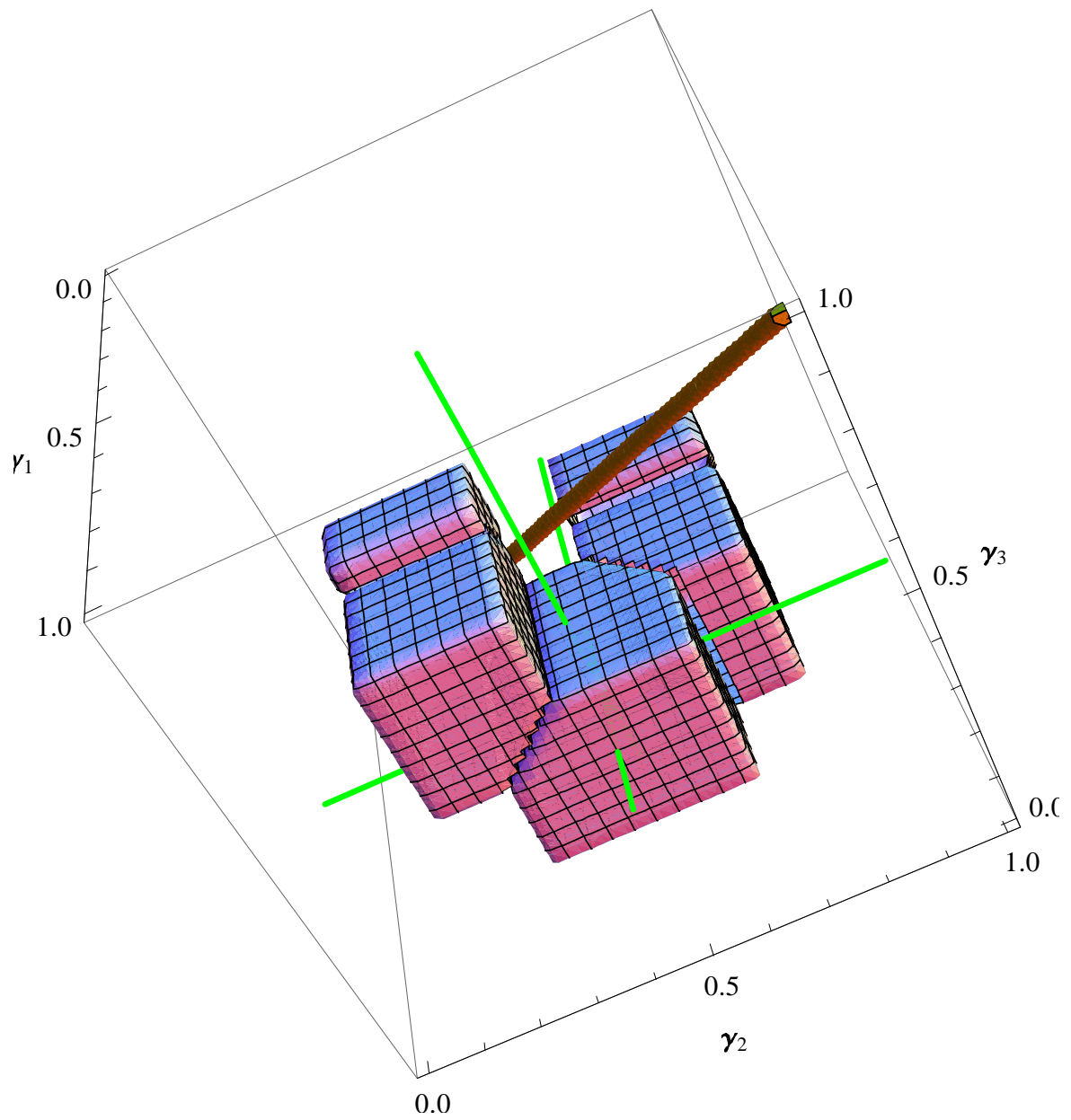


Figure 2: Binary Y , ternary X : identified set for $\{\gamma_1, \gamma_2, \gamma_3\}$. $b_1 = 0.25$

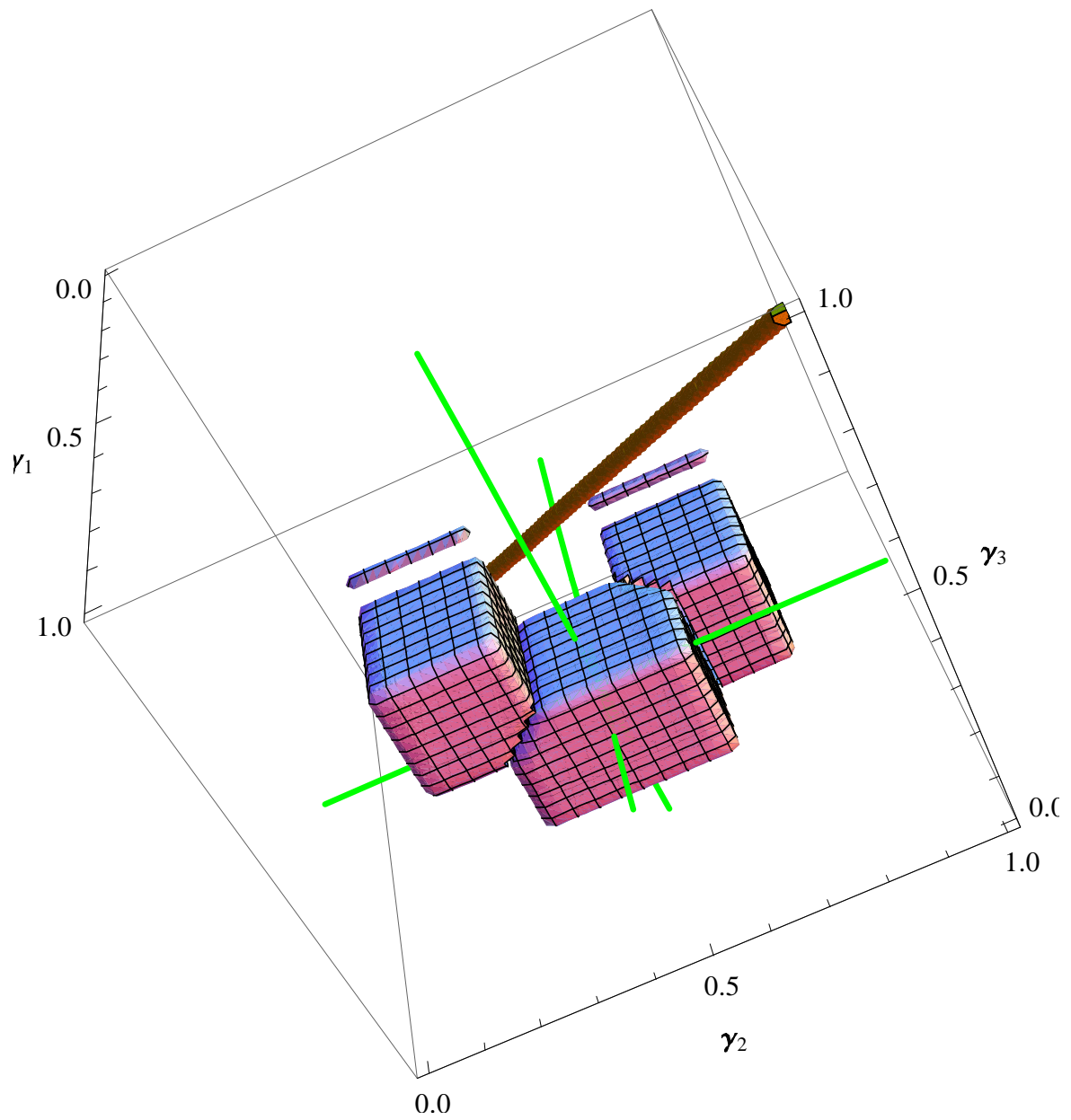


Figure 3: Binary Y , ternary X : identified set for $\{\gamma_1, \gamma_2, \gamma_3\}$. $b_1 = 0.45$

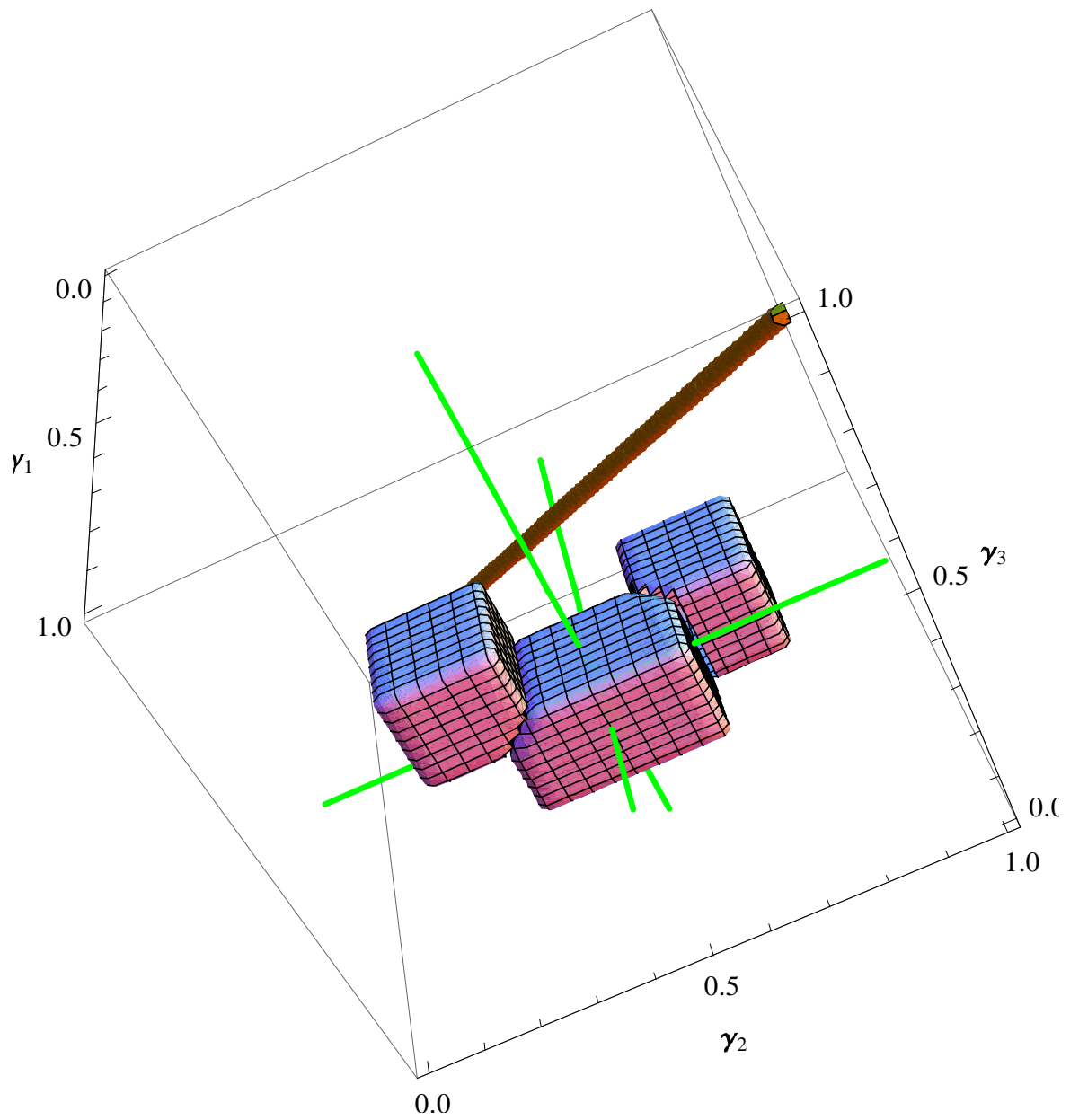


Figure 4: Binary Y , ternary X : identified set for $\{\gamma_1, \gamma_2, \gamma_3\}$. $b_1 = 0.55$

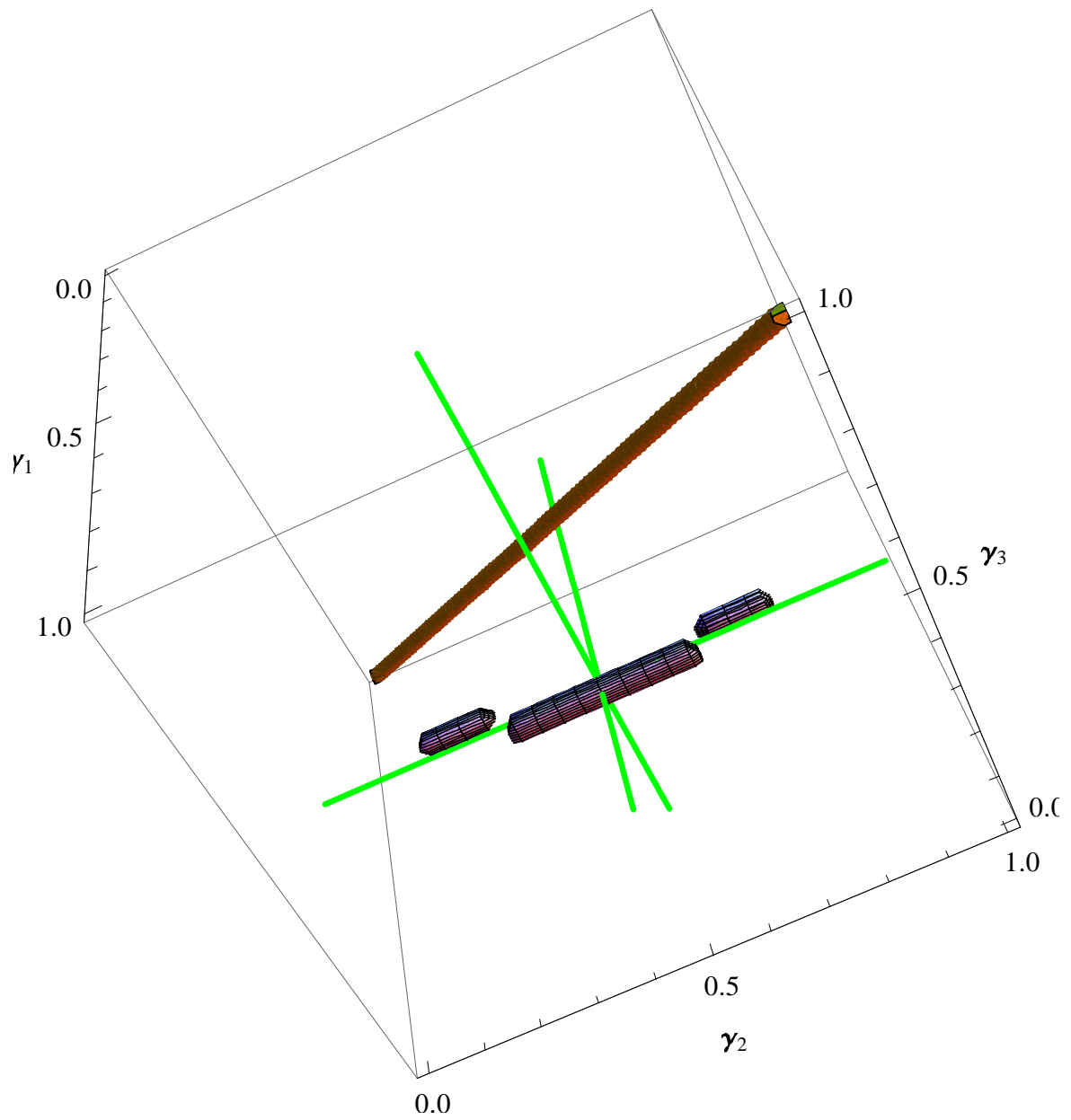


Figure 5: Binary Y , ternary X : identified set for $\{\gamma_1, \gamma_2, \gamma_3\}$. $b_1 = 1.25$

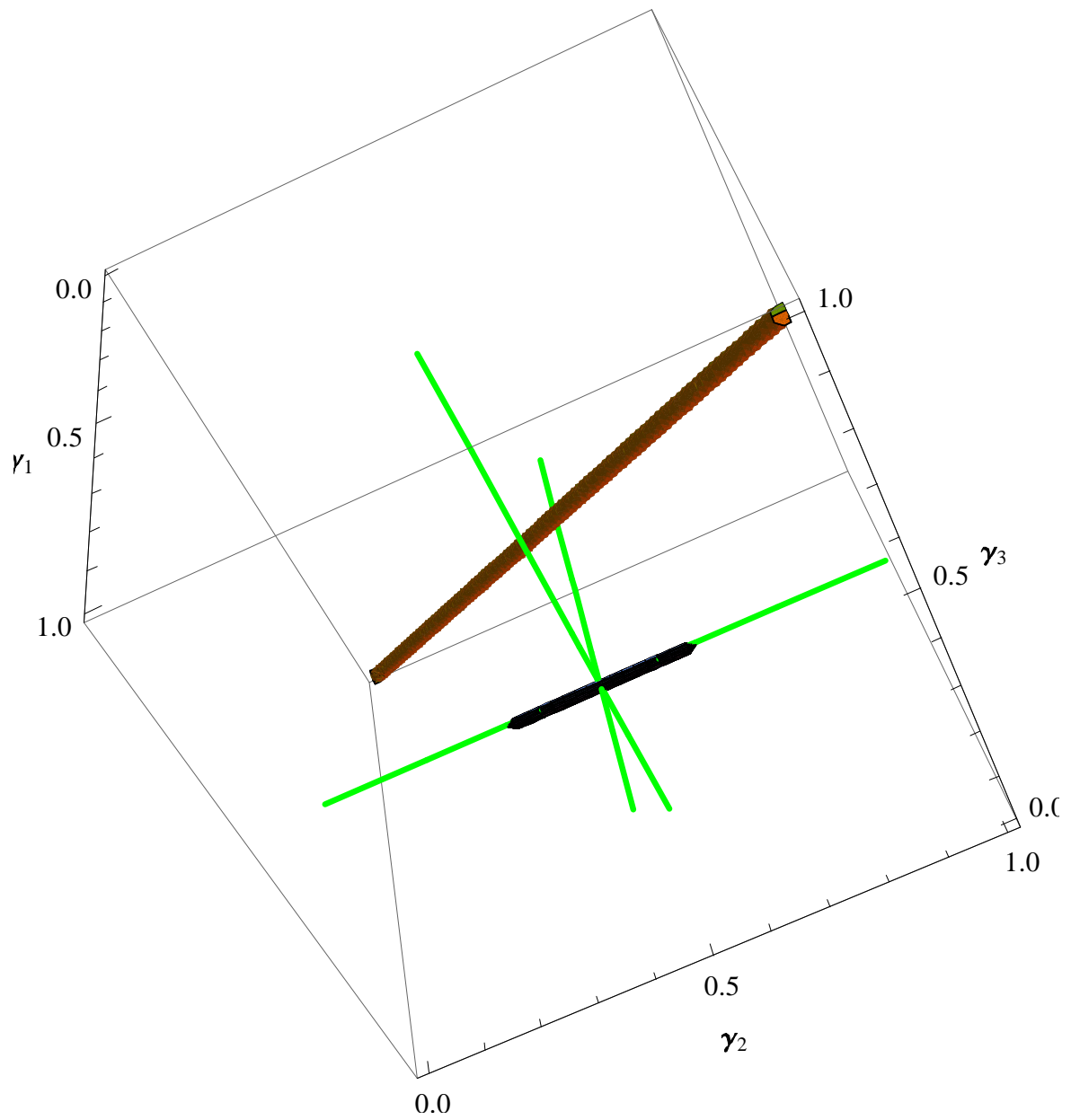


Figure 6: Binary Y , ternary X : identified set for $\{\gamma_1, \gamma_2, \gamma_3\}$. $b_1 = 1.45$

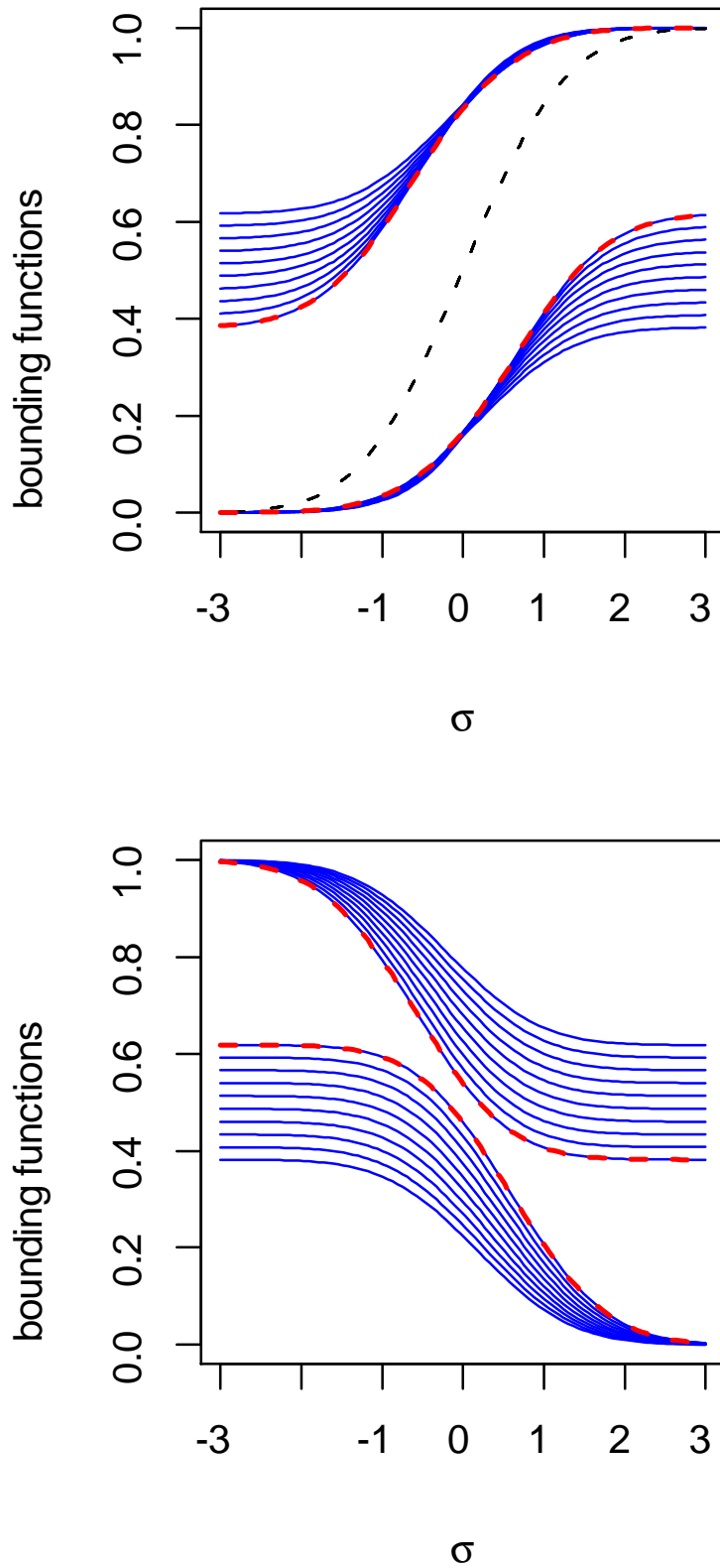


Figure 7: Bounding functions (blue) at 10 values of $z \in [-1, 1]$ with tight bounds (dashed red) between which lie the monotone functions in the identified set. A relatively weak instrument with $b_1 = 0.3$.

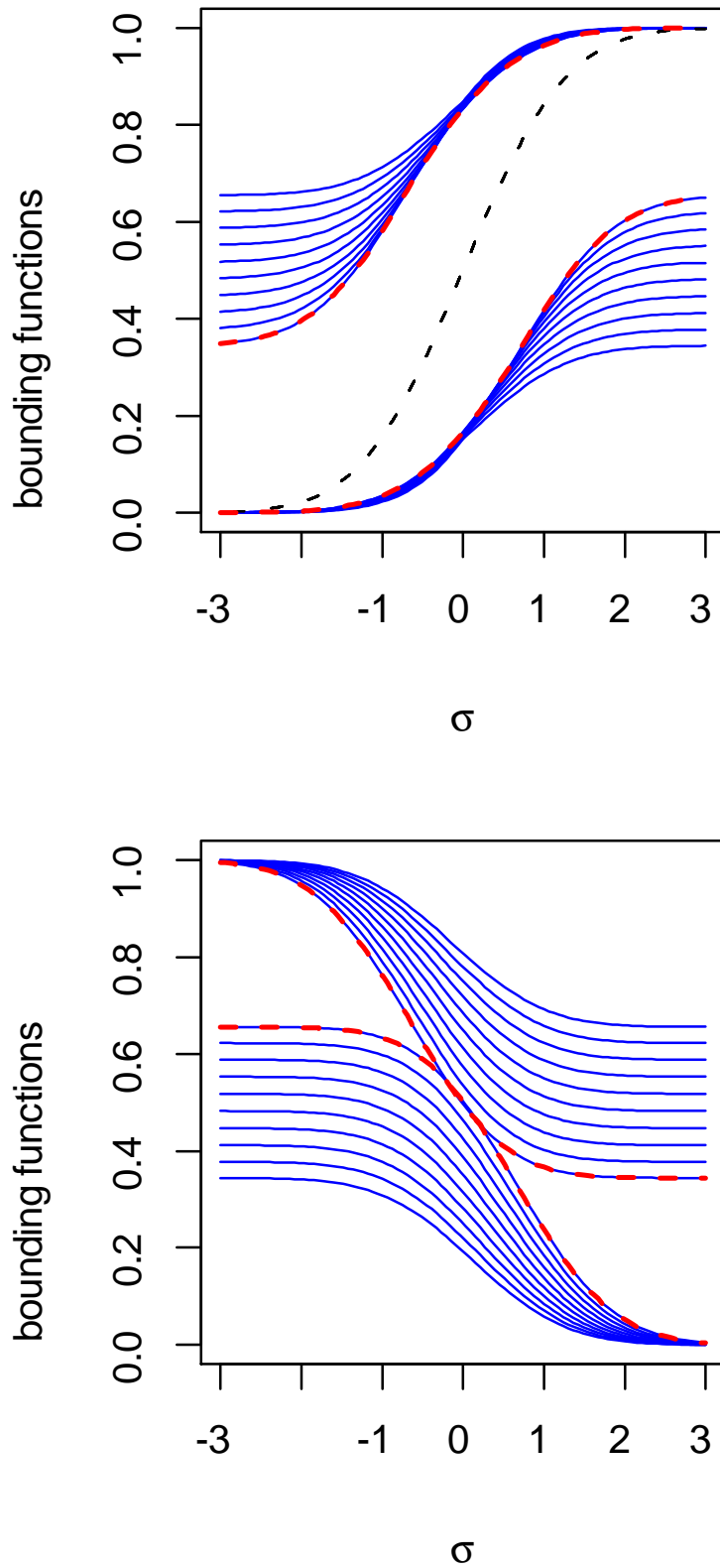


Figure 8: Bounding functions (blue) at 10 values of $z \in [-1, 1]$ with tight bounds (dashed red) between which lie the monotone functions in the identified set. A slightly stronger instrument than in Figure 1 with $b_1 = 0.4$. The set of decreasing functions (lower pane) is empty because the tight bounds intersect.

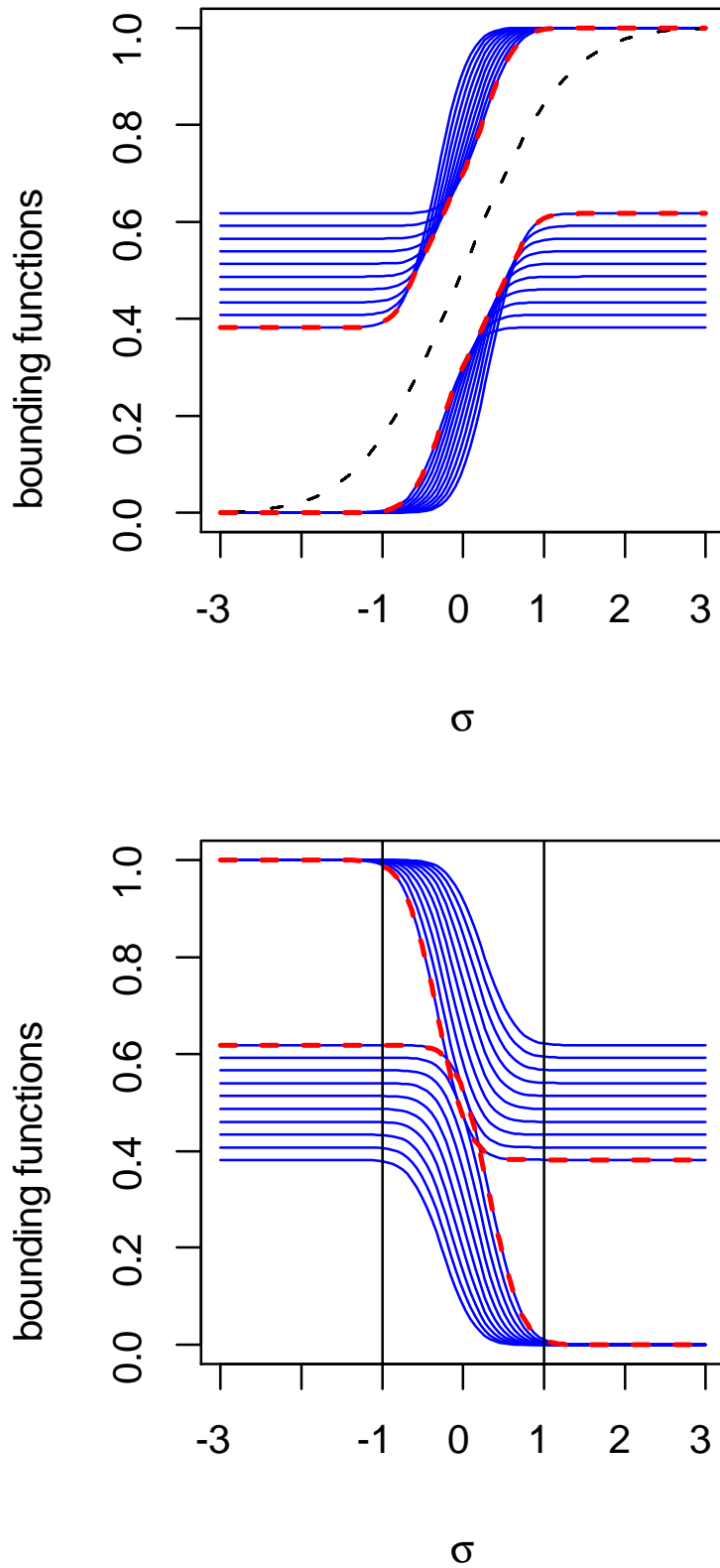


Figure 9: Bounding functions (blue) at 10 values of $z \in [-1, 1]$ with tight bounds (dashed red) between which lie the monotone functions in the identified set. A slightly stronger instrument than in Figure 1 with more predictive power for X : $b_1 = 0.3$ as in Figure 1 but $\sigma_{wv} = 0.05$, $\sigma_{vv} = 0.1$ (0.5 and 1 in Figures 1 and 2). The set of decreasing functions (lower pane) is empty.

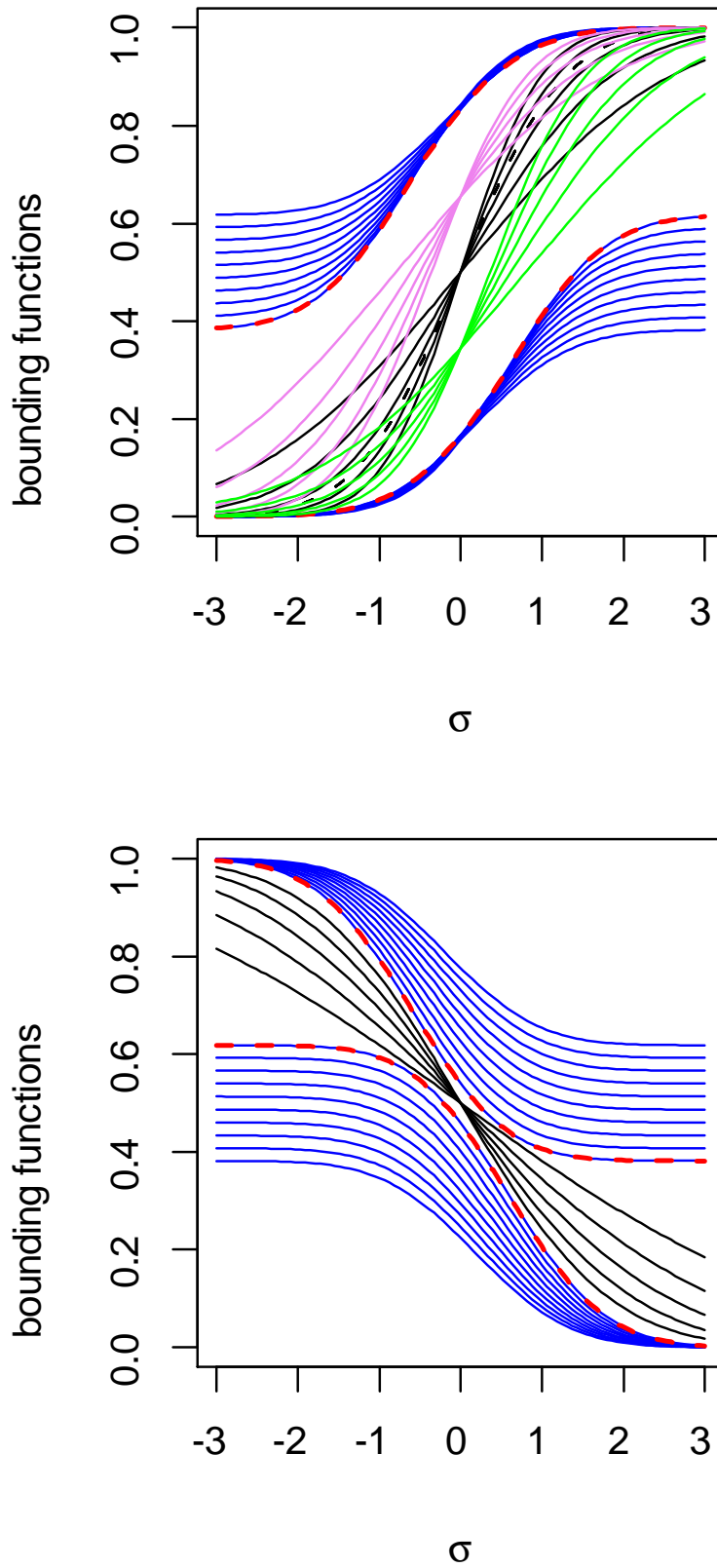


Figure 10: Some parametric probit functions falling in the identified set when $b_1 = 0.3$ with α_0 equal to -0.4 (violet), 0 (black), $+0.4$ (green)

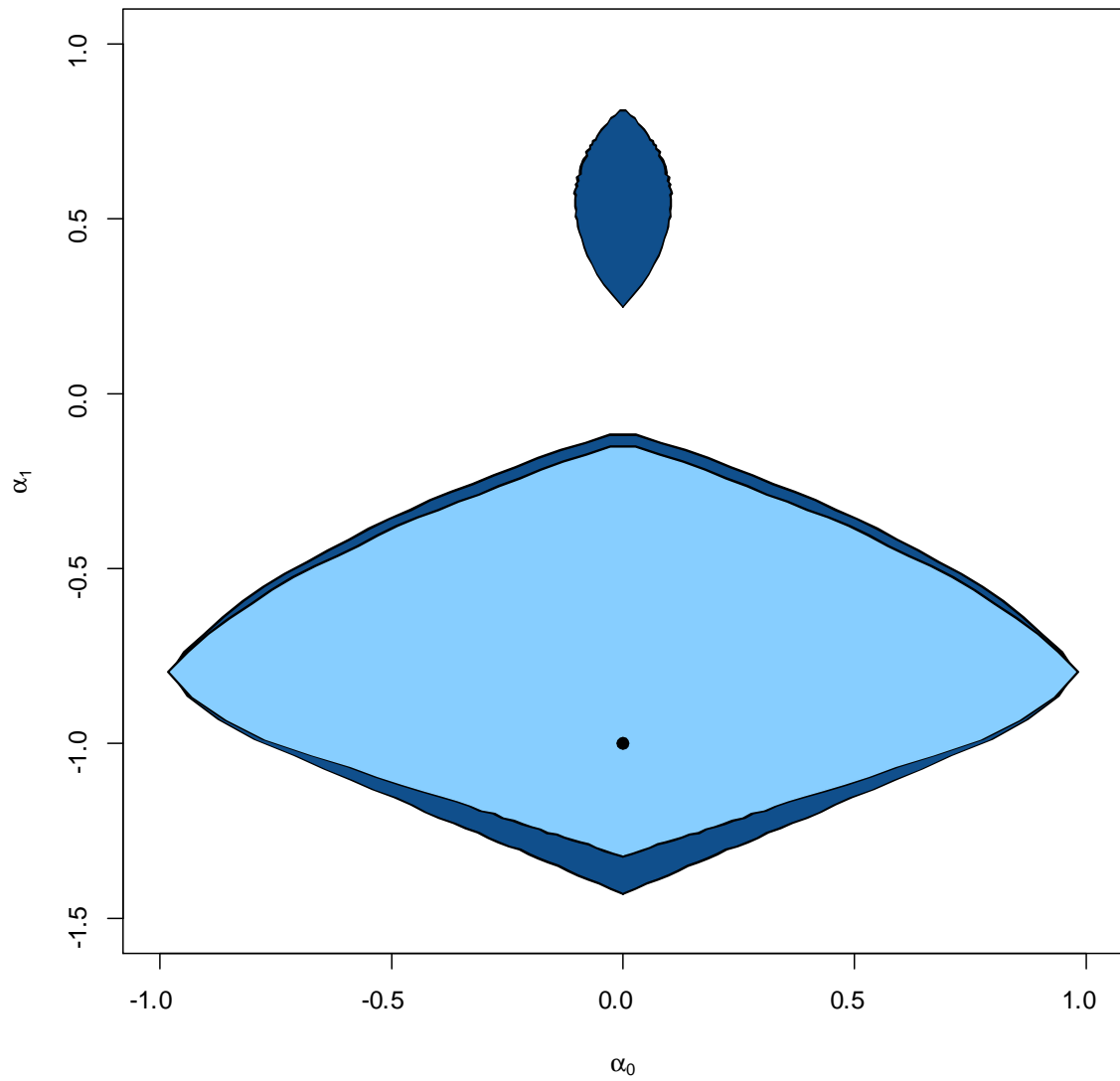


Figure 11: Identified sets for a parametric probit model for the structure set out in the first row of Table 1 with $b_1 = 0.3$ (dark blue) and $b_1 = 0.4$ (light blue)