

Engel, Christoph; Zhurakhovska, Lilia

Working Paper

Oligopoly as a socially embedded dilemma: An experiment

Preprints of the Max Planck Institute for Research on Collective Goods, No. 2011,1

Provided in Cooperation with:

Max Planck Institute for Research on Collective Goods

Suggested Citation: Engel, Christoph; Zhurakhovska, Lilia (2011) : Oligopoly as a socially embedded dilemma: An experiment, Preprints of the Max Planck Institute for Research on Collective Goods, No. 2011,1, Max Planck Institute for Research on Collective Goods, Bonn

This Version is available at:

<https://hdl.handle.net/10419/57493>

Standard-Nutzungsbedingungen:

Die Dokumente auf EconStor dürfen zu eigenen wissenschaftlichen Zwecken und zum Privatgebrauch gespeichert und kopiert werden.

Sie dürfen die Dokumente nicht für öffentliche oder kommerzielle Zwecke vervielfältigen, öffentlich ausstellen, öffentlich zugänglich machen, vertreiben oder anderweitig nutzen.

Sofern die Verfasser die Dokumente unter Open-Content-Lizenzen (insbesondere CC-Lizenzen) zur Verfügung gestellt haben sollten, gelten abweichend von diesen Nutzungsbedingungen die in der dort genannten Lizenz gewährten Nutzungsrechte.

Terms of use:

Documents in EconStor may be saved and copied for your personal and scholarly purposes.

You are not to copy documents for public or commercial purposes, to exhibit the documents publicly, to make them publicly available on the internet, or to distribute or otherwise use the documents in public.

If the documents have been made available under an Open Content Licence (especially Creative Commons Licences), you may exercise further usage rights as specified in the indicated licence.



Oligopoly as a Socially
Embedded Dilemma.
An Experiment

Christoph Engel
Lilia Zhurakhovska





Oligopoly as a Socially Embedded Dilemma. An Experiment

Christoph Engel / Lilia Zhurakhovska

January 2011

Oligopoly as a Socially Embedded Dilemma An Experiment¹

Christoph Engel / Lilia Zhurakhovska

Abstract

From the perspective of competitors, competition may be modeled as a prisoner's dilemma. Setting the monopoly price is cooperation, undercutting is defection. Jointly, competitors are better off if both are faithful to a cartel. Individually, profit is highest if only the competitor(s) is (are) loyal to the cartel. Yet collusion inflicts harm on the opposite market side and, through the deadweight loss, on society at large. Moreover, almost all legal orders combat cartels. Through the threat with antitrust intervention, gains from cooperation are uncertain. In the field, both qualifications combine. To prevent participants from using their world knowledge about antitrust, we experimentally test them on a neutral matrix game, with either a negative externality on a third participant, uncertainty about gains from cooperation, or both. Uncertainty dampens cooperation, though only slightly. Surprisingly, externalities are immaterial. If we control for beliefs, they even foster cooperation. If we combine both qualifications and do not control for beliefs, we only find an uncertainty effect. If we add beliefs as a control variable, we only find that externalities enhance cooperation, even if gains from collusion are uncertain. Hence the fact that the dilemma of oligopolists is socially embedded matters less than one might have expected.

Keywords: oligopoly, collusion, negative externalities, uncertainty, prisoner's dilemma, experiment

JEL: C72, C91, D03, D22, D43, D62, D81, H23, K21, K42, L13, L41

1 Helpful comments by Scott Hemphill, Sebastian Kube, Jos Jansen, and the audience at the Conference on Empirical Legal Studies at Yale are gratefully acknowledged.

1. Introduction

Albert Einstein once said: everything should be made as simple as possible – but not simpler.² Viewed from inside the supply side of the market, competition may be interpreted as a prisoner’s dilemma. In this perspective, collusion is the equivalent of cooperation, competitive behavior is defection. Individually, each supplier is best off if the other suppliers are faithful to the cartel, and she undercuts the collusive price or, for that matter, surpasses her quota. This is certainly a simple way of capturing the essence of the competitor’s dilemma. But is it too simple? Two features of competition are missing in this model: first, the suppliers’ dilemma is embedded in a market, and in society at large. If they cooperate, suppliers impose a distributional loss on the demand side, and they generate a deadweight loss, to the detriment of society. Second, both on efficiency and on distributional grounds, in almost all legal orders of the world, the law steps in and combats cartels (for an overview, see Hylton and Deng 2007).

In a pure world of profit maximization, suppliers do not care about harm they inflict on the opposite side of the market. And illegality is not an argument per se. Risk-neutral suppliers only react if apprehension and enforcement are sufficiently likely, and if the sanction is sufficiently severe. Of course, in repeated or nested interaction, it may be profit-maximizing to play by the rules. But behaviorally, this explanation is incomplete. On the one hand, the rich experimental literature on oligopoly demonstrates that subjects frequently overcome the competition dilemma (see Engel 2007 for a meta-study). On the other hand, it is an established piece of wisdom in the experimental community that there is more cooperation in a public good than in an oligopoly, although structurally both are prisoner’s dilemma games (Ledyard 1995; Zelmer 2003; Chaudhuri 2010 survey the evidence).

In this paper, we experimentally test two reasons, both separately and jointly, why a cartel might not just be an ordinary prisoner’s dilemma. In order to avoid framing effects and to prevent participants from activating their world knowledge about the effects and the desirability of cartels, we test them on a standard matrix game. Our baseline is a standard, one-shot symmetric two-person prisoner’s dilemma. Using the strategy method (Selten 1967), we expose two active players to increasing levels of harm on an outsider if they do not both defect (meant to capture the effect on the opposite market side); we expose them to an increasing risk of not receiving gains from cooperation (meant to capture the risk of sanctions); and we cross both effects.

In our experiment, sanctions dampen cooperation, but only if, given the threat, the expected value of joint cooperation is almost as small as the expected value of joint defection. Surprisingly, if active players have to impose harm on an outsider, this does not dampen cooperation. If we control for participants’ expectations, harm on an outsider even *improves* cooperation. If there is both a risk of sanctions and an externality, the former effect dominates. Yet if we control for expectations, participants cooperate significantly more in the presence of externalities, even if there is a risk of sanctions.

2 As quoted by Roger Sessions, *New York Times*, 8 January 1950.

From a behavioral perspective, one might have expected many people to hesitate to impose harm on innocent outsiders. We measure the individual willingness to harm outsiders by a dictator game variant. It turns out that behavior in this post-experimental test does not significantly explain choices in the prisoner's dilemma with externalities. Likewise, from a behavioral perspective, one might have expected that participants shy away from cooperation in a prisoner's dilemma with uncertain gains the more they are risk-averse. We measure risk preferences by a standard test (Holt and Laury 2002). This does not explain choices in the prisoner's dilemma with uncertain gains from cooperation either. If participants take gains from collusion as the reference point, one would have expected them to shy away from cooperation the more they are loss-averse. To test this explanation, we also measure the individual degree of loss aversion, using the test proposed by Gächter, Johnson et al. (2007). Again, we do not find significant results.

By contrast, the individual belief about the willingness of others to cooperate has a strong and significant effect throughout. This suggests that participants mainly see externalities and sanctions as a source of uncertainty about the behavior of their random partner. The more they remain optimistic that the other player will nonetheless cooperate, the more they are willing to cooperate themselves. In the market, suppliers do not meet random partners. This suggests that neither the fact that they have to harm the opposite market side nor a small risk of antitrust intervention are likely to stifle collusion. The competition dilemma does not seem more difficult to overcome than the standard prisoner's dilemma. Knowing that the opposite market side suffers might even help firms coordinate.

The remainder of the paper is organized as follows: Section 2 relates the paper to the existing literature. Section 3 introduces the design. Section 4 makes theoretical predictions. Section 5 presents and discusses the treatment effects. Section 6 exploits the post-experimental tests to generate explanations for these effects. Section 7 concludes.

2. Related Literature

There is a rich experimental literature on oligopoly (see the meta-study by Engel 2007); yet it does not ask what one misses if one boils down oligopoly to a prisoner's dilemma. The effects of externalities on passive outsiders have only rarely been studied. To the best of our knowledge, they have not been tested in a standard prisoner's dilemma. Güth and van Damme (1998) present an ultimatum game with an externality on an inactive third player who has no say. The proposer decides how to divide the pie between three players. The division is executed if and only if the responder accepts. Otherwise, all three players receive nothing. In this game, the outsider receives very little. If the responder only learns the fraction the proposer wants to give the outsider, proposers keep almost everything for themselves. In anticipation, responders are very likely to reject the (mostly unknown) offer. Bolton and Ockenfels (2010) study lottery choice tasks in which the actor's choice also influences the payoff of a non-acting second player. This induces participants to take larger risks, provided the safe option yields unequal payoffs. Abbink (2005) plays a two-person bribery game in which corruption negatively affects passive workers. He

concludes that reciprocity between briber and official overrules concerns about distributive fairness towards other members of the society. Ellman and Pezani-Christou (2010) study how a firm's organizational structure influences ethical behavior towards passive outsiders. A firm of two players decides on its production strategy, which influences a passive third player. They find that horizontally organized firms in which the firm's decision corresponds to the average of both individual decisions are less likely to harm the outsider than consensus-based firms or firms in which one of both members is the boss.

Uncertainty has been introduced into prisoner's dilemma games the following way: Kahn and Murnighan (1993) expose participants in a two-person prisoner's dilemma to uncertainty about their counterpart's payoff, which leads to less cooperation, and they explore the interaction with payoff asymmetry. Our design differs in that there is also uncertainty about one's own payoff. Bereby-Meyer and Roth (2006) compare a prisoner's dilemma where all payoffs are certain with one where all are lottery tickets. The latter decreases cooperation in repeated interaction, but increases cooperation if partners change every period. Our design differs in that we introduce uncertainty only for the case of joint cooperation, while all other payoffs are certain (since they involve no risk of antitrust intervention). Kunreuther, Silvasi et al. (2009) manipulate the payoffs if at least one player does not cooperate. In the stochastic setting, players then run the risk of a loss. Hence gains from cooperation consist of perfect insurance. This induces less cooperation than a standard deterministic game, where all payoffs are certain. In a way, in one of our treatments, we are studying the mirror situation, where uncertainty is present only if both players cooperate. Grechenig, Nicklisch et al. (2010) manipulate the quality of the information other contributors receive in a linear public good with a punishment option. They find that contributions are not significantly different from the case of perfect feedback if the information is almost always correct. By contrast, if feedback is noisier, the beneficial effect of punishment vanishes. In our game, the sanction itself is uncertain. It is inflicted by design, not by the decision of a sanctioning authority.

Sabater-Grande and Georgantzis (2002) measure the level of risk aversion of individual participants, and later expose them to a repeated prisoner's dilemma. The more participants are risk-averse, the more they are likely to defect. However, highly risk-averse participants are also more sensitive to signals by their partners when the discounting of earnings in future periods is uncertain. Our experiment differs in that we have a one-shot game, and we manipulate the degree of uncertainty, and the level of harm imposed on an outsider. Blanco, Engelmann et al. (2006) have participants, among other games, play a dictator and a prisoner's dilemma game. They find that the degree of aversion against advantageous inequity derived from the dictator game does not explain choices in the prisoner's dilemma at an individual level. We have a different research question, and we also elicit beliefs, which turns out crucial for explaining behavior in the prisoner's dilemma.

3. Design

We have four treatments: a *Baseline* with neither externalities nor sanctions; a treatment with only negative *Externalities*; a treatment with *Sanctions*; finally a treatment combining *Externalities*+*Sanctions*. We deliberately avoid a market frame. This not only makes sure that our results are not driven by the frame. It is also necessary to disentangle the effects of externalities and sanctions. In a market setting, from their world knowledge subjects would know that collusion has a detrimental effect on the opposite market side, and that collusion is illegal.

a) Baseline

Our baseline is a standard symmetric two-person-two-choices prisoner's dilemma, as in Table 1. If both players cooperate, both earn 5 €. If one cooperates and the other defects, the cooperator earns nothing, while the defector earns 10 €. If both defect, both earn 2.45 €.³

	C	D
C	5€, 5€	0€, 10€
D	10€, 0€	2.45€, 2.45€

Table 1
Baseline

Our choice of parameters is primarily driven by experimental concerns. We create the maximum difference between the sucker payoff 0 and the temptation payoff 10. That way, both the premium for beating one's opponent and the penalty for losing in competition are largest. By contrast, the payoff in case both players defect almost holds the middle between the reward for cooperation and the penalty for being outperformed. We have not chosen the exact middle since this would have created an identification problem in the *Sanctions* treatment.⁴ For this payoff, we deliberately have not chosen either extreme. If participants earn 0 € in case both defect, cooperation is no longer strictly dominated. Strictly speaking, the game is no longer a prisoner's dilemma. At the opposite extreme, the equilibrium is not affected. But if participants earn 5 € in case both defect, gains from cooperation are 0. The situation is no longer a dilemma.

In a stylized way, our game captures a one-shot Bertrand market with constant marginal cost where two firms individually decide whether to set the collusive price (C) or to engage in a price war (D). If both engage in (tacit or explicit) collusion, both set the monopoly price and split the

3 To make sure that the *Baseline* and our treatments are fully comparable, in the *Baseline* we also tested our participants on 11 problems that differed by just one parameter. To that end, we varied the payoff in the DD cell between 0 € and 5 €. Since we do not need the additional data for our research question, we do not report these results. They are available from the authors upon request.

4 In *Sanctions*, gains from cooperation are only received with probability p . Had we set the payoff in the case of joint defection at exactly 2.5€, with $p = .5$, the expected value of joint defection would have been exactly the same as the expected value of joint cooperation. We could not have said whether participants are over-deterred if, with $p = .5$, they choose to defect.

monopoly profit evenly. If only one of them starts a price war, it undercuts the collusive price by the smallest possible decrement. As is standard in the theoretical literature, we assume this decrement to be infinitesimally small, which implies that the aggressive firm cashes in the entire monopoly profit, while the firm that is faithful to the cartel receives nothing. If both firms start fighting, they end up in the Nash equilibrium. The positive payoff in the case of joint defection requires a slightly richer model, for instance one with heterogeneous products.⁵

In a repeated game, the effects of optimism, generosity, risk, and loss aversion would be overshadowed by reputation effects. We therefore test our subjects on a one-shot game. That way, we also need not be concerned that players might take turns. There is no room for an equilibrium in iterations.

b) Externalities

In the *Externalities* treatment, payoffs for the active players are as in the *Baseline*. Yet in this treatment, each group consists of three players. If at least one of the two active players cooperates, a third, inactive player suffers harm $h\text{€}$. In a stylized way, this player captures the detrimental effects cooperating firms impose on the opposite market side, and on society at large. Using the strategy method (Selten 1967), we vary $h \in [.3\text{€}, 9.3\text{€}]$, in 11 equal steps of .9 €. This makes for the following payoff matrix:

	C	D
C	5€, 5€, $-h\text{€}$	0€, 10€, $-h\text{€}$
D	10€, 0€, $-h\text{€}$	2.45€, 2.45€, 0€

Table 2
Payoff Matrix *Externalities*

This manipulation is meant to capture the loss in consumer welfare inherent in anticompetitive behavior. As in the field, this harm is not confined to the case of successful collusion. It also results if one firm sets the collusive price or quantity, while the other infinitesimally undercuts. Therefore in the experiment we do not confine harm to the situation where both active players cooperate. We impose the same harm if one cooperates while the other defects. We normalize harm to zero if both active players defect. Factor $h\text{€}$ thus captures the additional harm resulting from anticompetitive behavior.

5 For sure, in a Bertrand market with heterogeneous products, undercutting does not allow a firm to reap the entire monopoly profit. The opponent still makes a small, but positive profit. We might have captured this by a payoff of 9€ if a firm defects while the other cooperates, and by a payoff of 1€ in case the other firm defects while this firm stays faithful to the cartel. We have chosen not to do so for the sake of giving our participants as simple and transparent a design as possible.

c) Sanctions

In treatment *Sanctions*, in case both players cooperate, with probability p participants both get 5€, while they get zero with counter probability $1-p$. In a stylized way, this captures the fact that, in the field, gains from cooperation are uncertain since collusion is illegal and the antitrust authorities have power to intervene. This makes for the following payoff matrix:

	C	D
C	$p * 5€, p * 5€$	0€, 10€
D	10€, 0€	2.45€, 2.45€

Table 3
Payoff Matrix *Sanctions*

At the end of the game, after the computer has paired participants and chosen the payoff-relevant game, in a further random draw it decides whether gains from cooperation materialize, with the determined probability. Again using the strategy method, we vary $p \in [.1, .9]$, in eleven equal steps of .08. Hence we exclude the situations where getting gains from cooperation is certain (since this would be the same as the *Baseline*), and where not getting gains from cooperation is certain (since this would make the game trivial). To avoid any demand effect, we frame the game neutrally and do not speak of sanctions. All we do is turning gains from cooperation into a lottery.

Note that, with $p < .49$, the expected value of joint cooperation is smaller than the expected value of joint defection. Consequently, risk-neutral actors will not choose cooperation, even if they believe all other participants are willing to cooperate, and if they are not willing to exploit their random counterpart. We choose this array of parameters for two reasons. In line with (Becker 1968), we wonder whether participants might be overly attracted by the prospect of a large gain, i.e., the difference between 5 € and the sure 2.45 €. Also, in the final *Externalities+Sanctions* treatment that crosses the effects from the *Externalities* and the *Sanctions* treatments, we want to keep the same parameters, and we want more scope for disentangling motives.

In antitrust, collusion is straightforwardly forbidden and sanctioned. By contrast, undercutting (even if only by a small amount) is not at variance with antitrust. On the contrary, it is the behavior antitrust desires. In most legal orders, holding a dominant position is not illegal either (see the overview by Hylton and Deng 2007). Legal orders are divided over acts that help a firm acquire or defend a dominant position. Only the abuse of dominance is illegal in most legal orders. Yet it requires more than setting an infracollusive price. In keeping with this, we confine the uncertainty (parameter p) to the case where both participants cooperate, while the defector gets 10 € with certainty if the other player cooperates.

d) Externalities + Sanctions

In the final treatment, we combine a negative externality and a sanction. We vary h in the same steps as in *Externalities*, and we simultaneously vary p in the same steps as in *Sanctions*. Hence we test our subjects on fixed pairs of h and p . In the interest of disentangling motives when they

are in conflict with each other, we combine increasing harm for the third person with the decreasing risk of losing gains from cooperation. Hence in the one extreme, if they succeed to cooperate, active players only run a 10% risk of losing gains from cooperation, but they are sure to impose a damage of 9.3 € on the outsider. In the opposite extreme, harm for the third person is a trivial .3 €, but active players only have a 10% chance of actually getting gains from cooperation. Our way of crossing levels of harm with levels of risk is also meant to capture the fact that, in the field, the less firms are likely to be detected, the more they are likely to impose harm on the opposite market side, and vice versa. In this game, the payoff matrix looks as follows:

	C	D
C	$p * 5\text{€}, p * 5\text{€}, -h\text{€}$	0€, 10€, $-h\text{€}$
D	10€, 0€, $-h\text{€}$	2.45€, 2.45€, 0€

Table 4
Payoff Matrix *Externalities* + *Sanctions*

e) Procedures

The experiment was run at the University of Bonn in May 2010 with a computerized interaction using z-Tree (Fischbacher 2007). ORSEE (Greiner 2004) was used to invite subjects from a subject pool of approximately 3500 subjects. Each subject played in one of the four treatments and no subject played in more than one. We collected 48 independent observations in all treatments; in treatments *Externalities* and *Externalities+Sanctions*, we also invited 24 inactive players, randomly assigned to be the potential targets of externalities. We thus have a total of 192 independent observations. Subjects were on average 24.04 years old (range 17 – 50). 58.33 % were female. They held various majors.⁶ Each session lasted about one and a half hours. There was no show-up fee, but participants were guaranteed a minimum payoff of 5 €.⁷ Subjects earned on average 10.91 € (equivalent to 13.66 \$ on the last day of the experiment, range 5 € - 25.85 €). In the *Baseline*, they earned on average 9.84 €; in *Externalities*, the average sum was 11.80 €, in *Sanctions*, it was 10.96 €, and in *Externalities+Sanctions*, it was 10.71 €. These earnings partly stem from post-experimental tests, which we report below.

4. Predictions

Since our game is a one-shot prisoner's dilemma, money-maximizing agents defect in the *Baseline*.

Empirically, many experimental subjects have been found to be conditional cooperators (Fischbacher, Gächter et al. 2001; Fischbacher and Gächter 2010). Pure conditional cooperators (at least weakly) prefer cooperation over defection if they expect their counterpart to cooperate with

⁶ 22.08 % lawyers, 13.75 % economists.

⁷ This applied to participants, who had a total of less than 5 € from the main experiment and all post-experimental tests, especially if they made losses.

certainty. This implies that they resist the temptation to exploit their counterpart. If conditional cooperators are perfectly optimistic, they do not expect to run a risk. Consequently, in the *Baseline*, perfectly optimistic conditional cooperators cooperate.

In line with previous experiments, we expect conditional cooperation to be more prevalent than outright selfishness. Yet we expect participants to be less than perfectly optimistic. If their beliefs make them less optimistic, conditional cooperators run the risk of not getting gains from cooperation. If they are neutral to risk and losses, they compare the expected value of cooperation with the expected value of defection. If they are pure conditional cooperators in the sense of not desiring gains from exploitation, they discount gains from cooperation by their subjective degree of pessimism, and compare them with the minimum payoff in case they defect. Hence for such actors, the size of this outside option matters. Cooperation is the less likely, the smaller the difference is between the outside option and gains from cooperation.

Cooperation becomes even less likely if an actor is an imperfect conditional cooperator, meaning that she strives to outperform her counterpart, if only slightly (Fischbacher and Gächter 2010); if she is averse against the risk of not getting gains from cooperation since her counterpart defects; if she dreads losing the outside option since she is exploited by her counterpart (Tversky and Kahneman 1992). If these personality traits combine, the dampening effect on cooperation multiplies.

If this actor defects while the other actor cooperates, two effects combine. Payoffs are unequal, with an advantage for the defecting actor (as modeled in Fehr and Schmidt 1999; Bolton and Ockenfels 2000). If the first actor expects the second to cooperate, she also violates the second actor's expectation of reciprocal action (as modeled in Rabin 1993; Dufwenberg and Kirchsteiger 2004). The reciprocity motive is not affected by adding a third player in treatment *Externalities*. Since this player is inactive, she has no chance to reciprocate kind or unkind behavior. By contrast, in *Externalities* the inequity balance is more complicated. If both active players defect, they are symmetrically favored with respect to the inactive player. If both cooperate, they are even more favored. If one defects while the other cooperates, the defecting one is strongly favored in comparison with both other players, while the cooperating one has a payoff of 0 €, and the inactive player incurs a loss of $-h$ €.

This line of argument, however, neglects that in case both active players defect, the payoff difference in comparison with the inactive players "is not their fault". Actually if they want to be kind to the inactive player, defecting is the best thing both can do. In situations that are structurally similar to the one tested here, it has been shown that intentions matter in the assessment of fairness (Falk, Fehr et al. 2008). Taking this into account, the *Externalities* treatment exposes active players to a conflict between fairness with the inactive player (calling for both defecting) and the motives behind conditional cooperation (calling for cooperation, provided the player is sufficiently optimistic about cooperativeness in this population). However, defection has a double dividend in this game: the defecting active player at least secures the safety payoff for her-

self, and she does the best she can to protect the inactive player from harm. The effect should be the stronger the more severe the harm on the outsider is. We therefore predict

H₁: In *Externalities*, there is less cooperation than in the *Baseline*.

In *Sanctions*, gains from cooperation are uncertain. If the expected value of these gains is below the certain value of the outside option, even perfectly optimistic, risk-neutral conditional cooperators should defect. Even above this threshold, the more participants are risk-averse, the less cooperation we should see. If participants take gains from cooperation to be the reference point, they should also consider not getting these gains as a loss. This leads to

H₂: In *Sanctions*, there is no cooperation if the expected value of gains from cooperation is below the outside payoff. There is less cooperation than in the *Baseline*.

Both in *Externalities* and in *Sanctions*, we expect less cooperation than in the *Baseline*. In *Externalities+Sanctions*, we have chosen parameters such that severe harm goes together with a small risk of losing gains from cooperation, and vice versa. We therefore have no reason either for considering whether both effects might neutralise each other. We predict less cooperation than in the *Baseline*. We have no theoretical reasons to expect the effect of harm on outsiders to be substantially bigger than the effect of a risk of losing the cooperative gain. We therefore predict

H₃: In *Externalities+Sanctions*, there is less cooperation than in the *Baseline*.

5. Treatment Effects

a) Baseline

The *Baseline* exposes participants to a standard prisoner’s dilemma. The purpose of the baseline is to provide us with a benchmark. While the majority defected, 43.75 % of our participants were willing to take the risk of cooperation.

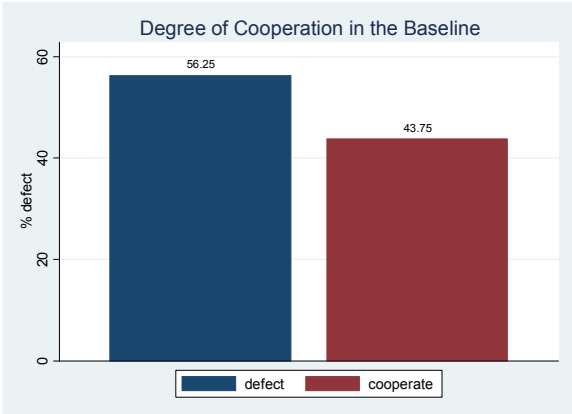


Figure 1
Degree of Cooperation in the Baseline

b) Externalities

In *Externalities*, as in all four treatments, the cooperation dividend (2.55 €) implies that participants approximately double the outside payoff (2.45 €). If they defect, participants have a chance to get a full 10 €. If both cooperate, they impose considerable harm on the third player. Using the strategy method (Selten 1967), we varied harm, in equal steps of 0.90 €, from - .30 € to - 9.30 €. Actually, those who had the bad fortune of being outside players lost a considerable amount of money (5 players lost 6.60 €, 3 lost 4.80 €, 5 lost 2.10 €).⁸ 13 of 24 outside players incurred losses. Figure 2 summarizes defection rates per game. Cooperation is pronounced. Even if they impose a loss of 9.30 € on outsiders, 33.33 % of active participants still cooperate. The greater the harm, the less cooperation there is.⁹

Descriptively, there is less cooperation than in the baseline with harm of 5.70 € or more. With smaller harm, descriptively there is even more cooperation than in the baseline. Yet Fisher's exact tests comparing the degree of cooperation in each of the 11 *Externality* games with the *Baseline* are all insignificant. Hence we refute H_1 . Participants do not cooperate less if they know that cooperation imposes harm on outsiders.

Result 1: In a two-person simultaneous symmetric prisoner's dilemma, active players do not cooperate less if this imposes harm on an outsider.

8 If they have not made enough money in the remaining parts of the experiment, such participants have received the minimum payoff of 5 €.

9 OLS, explaining mean cooperation rate with level of harm, $N = 11$, coef .022, $p < .001$, cons .507, $p < .001$. We get the same result if we run a panel logit model, regressing individual choices for all 11 problems on levels of harm, $N = 528$, coef .240, $p < .001$, cons .418, $p = .564$. In this regression we work with

$$y_{ih} = \begin{cases} 1 & \text{if } y^*_{ih} > 0 \\ 0 & \text{if } y^*_{ih} \leq 0 \end{cases}, \text{ where } y^*_{ih} \text{ is a latent variable defined over levels of harm } h, \text{ nested in individuals}$$

i . The latent variable is a panel model, with $y^*_{ih} = \beta_1 + h\beta_2 + v_i + \varepsilon_{ih}$. We thus estimate the effect of the level of harm h , and include a subject-specific error term v_i , which we assume to be unrelated with h and residual error ε_{ih} .



Figure 2
Externalities: Defection Rate per Game

x-axis: harm imposed on outsider (in €)
the horizontal line is at the level of defection in the *Baseline*

c) Sanctions

If gains from cooperation are uncertain, i.e., in treatment *Sanctions*, we get a very different picture. As Figure 3 shows, participants are sensitive to sanctions. If there is only a 10 % risk of losing the cooperative gain, 66.67 % of participants prefer defection. With increasing risk, the fraction of defectors goes up.¹⁰ Yet even if the probability of getting the cooperative gain is as small as 10 %, 15 % of all participants still choose to cooperate.

Descriptively, whenever gains from cooperation are uncertain, there is less cooperation than in the *Baseline* (where gains from cooperation are certain). Yet Fisher's exact tests only show a significant difference at conventional levels if the probability of getting 5 € in case both cooperate is as small as 58 %, or even smaller. There is a weakly significant difference ($p = .051$) if the probability of getting gains from cooperation is at 66 %.

10 OLS, explaining mean defection rate per game with the probability of receiving gains from cooperation, $N = 11$, coef $-.298$, $p = .001$, cons $.960$, $p < .001$. Again, we get the same picture if, instead, we estimate a panel logit model, regressing each participant's decision to defect on the probability of getting gains from cooperation, $N = 528$, coef -3.292 , $p < .001$, cons 4.663 , $p < .001$.

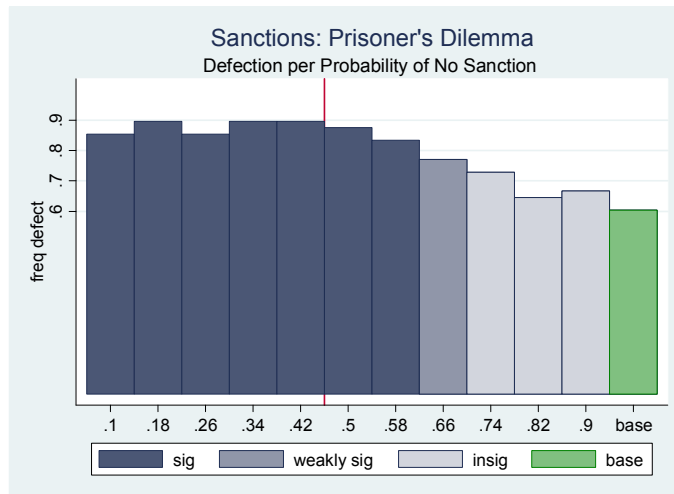


Figure 3
Sanctions: Defection Rate per Game

x-axis: probability of getting gains from cooperation in case both players cooperate; to the left of the vertical line, the expected value of cooperation in case both players cooperate, is below the payoff in the case of joint defection

Recall that, whenever the probability of getting gains from cooperation in case both players cooperate is below .5, the expected value of cooperation is below the payoff in case both players defect. Hence in the games to the left of the red line in Figure 3, even a perfectly optimistic conditional cooperator would not cooperate. Nonetheless, it is noteworthy that a non-negligible fraction of our participants cooperates. Yet the fact that we find more defection in these games than in the *Baseline* cannot be interpreted as a sign of deterrence by uncertainty. This is different with $p \in [.5, .66]$. Consequently, we support H_2 . This leads to

Result 2: If gains from cooperation in a simultaneous, symmetric two-person prisoner’s dilemma are uncertain, this reduces cooperation, even if the expected value of joint cooperation remains larger than the expected value of joint defection.

d) Externalities and Sanctions

In the reality of antitrust, both qualifications of the underlying prisoner’s dilemma of suppliers are combined. If they manage to collude, suppliers impose harm on the opposite market side. At the same time, they run the risk of being sanctioned by the antitrust authorities. To study the conflicting forces, we expose participants to situations where sanctions are low, but the harm imposed on outsiders is high, and vice versa. From Figure 4 one learns that sanctions loom larger than externalities. The pattern looks as in Figure 3, not as in Figure 2.¹¹

11 OLS, explaining mean defection rate per game with a probability of not receiving gains from cooperation, $N = 11$, coef $-.290$, $p < .001$, cons $.639$, $p < .001$ or with the size of the externality $-.026$, $p < .001$, cons $.618$, $p < .001$. Note that the coefficient of the first regression is almost the same as for the *Sanctions* treatment (note 10 above), while the coefficient in the *Externalities* (only) treatment was even positive (note 9 above). Again, we can instead estimate a panel logit model, with choices of individual participants in all 11 problems as the dependent variable. This yields a significant effect, whether we regress on levels of harm: $N = 528$, co-

Descriptively, there is more cooperation than in the *Baseline* if the probability of getting gains from cooperation is very high *and* if cooperation imposes extreme harm on outsiders. Once the probability of getting gains from cooperation is at or below .74, there is more defection than in the *Baseline*. Yet Fisher's exact tests only show a significant difference between this treatment and the *Baseline* when the expected value of joint cooperation is below the payoff in the case of joint defection; there is a weakly significant difference ($p = .085$) if the expected value of cooperation is just below the payoff with joint defection, i.e., when the chances of getting or not getting gains from cooperation are even. We thus only have weak support for H_3 .

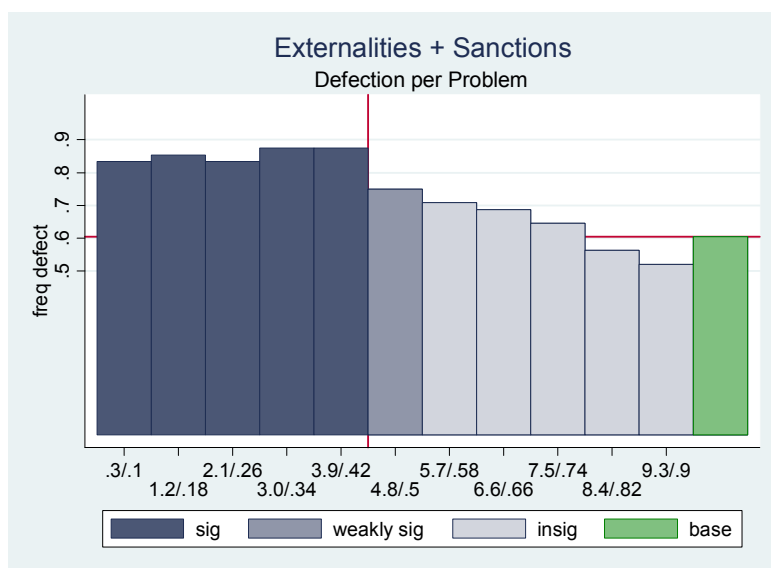


Figure 4
Externalities and Sanctions: Defection Rate per Game

x-axis first value: harm imposed on outsider (in €).
x-axis second value: probability of getting gains from cooperation in case both players cooperate;
the horizontal line is at the level of defection in the *Baseline*
to the left of the vertical line, the expected value of cooperation in case both players cooperate
is below the payoff in the case of joint defection

This leads to

Result 3: Even if gains from cooperation are mildly uncertain, knowing that they impose severe harm on an outsider does not induce active players in a simultaneous two-person prisoner's dilemma to cooperate less.

ef -.392, $p < .001$, cons 4.380, $p < .001$, or on the probability of getting gains from cooperation, coef -4.411, $p < .001$, cons 4.704, $p < .001$.

Note that we cannot simultaneously test for harm and uncertainty since, given our design, the two independent variables are perfectly collinear.

6. Explanations for the Treatment Effects

a) Reticence to Impose Harm

We had hypothesized that cooperation is dampened if players know that they have to impose harm on an outsider, the more severe the harm is. We do not find a significant difference between the *Baseline* and any of the *Externalities* treatments, however. This rejects our hypothesis. To test whether the reticence to impose harm is indeed immaterial for choices in a prisoner's dilemma with outsiders, after they have played the prisoner's dilemma, we tested our participants on a variant of the dictator game.

We asked our subjects to choose between two situations: in situation 1, the proposer and her partner both got 5 €. In situation 2, the proposer had a chance of $0 \leq a \leq 1$ to get 10 €, and a chance of $1 - a$ to get 5 €, while the partner got nothing. The rules of the game were common knowledge. Again using the strategy method (Selten 1967), we varied $a \in [0,1]$, in equal steps of .1. We asked participants to make their choices for each of the 11 games. All participants made a choice in the role of the dictator, with random draws defining roles and matching participants, after the experiment. All problems are presented simultaneously on one computer screen. At the end of the experiment, one situation is chosen at random, and another random draw determines whether dictators make the high profit, provided they have chosen the lottery. We only give feedback after the entire experiment is over. The game is as follows:

Situation 1	5€,5€
Situation 2	$a * 10€ + (1 - a) * 5€,0€$

Table 5

Dictator Game Variant

left payoff is for dictator, right payoff is for recipient

We have our subjects choose between a lottery and a safe outcome, rather than between two safe outcomes, to maintain an element of risk. Both in the prisoner's dilemma and in this game, a player can make sure unilaterally that she will not fall below a modest payoff, while she must accept risk if she aims for a higher gain. In the prisoner's dilemma, if she defects, she at least earns the payoff for both players defecting (2.45 € in our case). Note that, in the prisoner's dilemma, there is both this risk (will the other player cooperate, which is a precondition for receiving 5 €?) and a risk of incurring a loss (will the other player defect, which would reduce the payoff to zero?). Our design of the dictator game isolates the former motivational force. Whether the dictator gets a higher payoff than the sure 5 € hinges on a random draw (with stated probability). Yet the dictator can never fall below 5 €, whether she is friendly with the recipient or not.

In this test, 46 of 48 active players in the prisoner's dilemma game were consistent, meaning that up until a certain probability of gaining 10 €, they chose the equal split, while above that probability they always chose the lottery, which meant a payoff of 0 for the recipient. We can therefore work with switching points. Figure 5 summarizes the evidence. About a third of our participants maximized their payoff and seized the opportunity of a higher gain as soon as it was available. 7 participants were willing to spare the recipient as long as the opportunity to get more

for themselves was below 50%. 4 participants did not even injure the recipient if they were certain to have the double payoff.

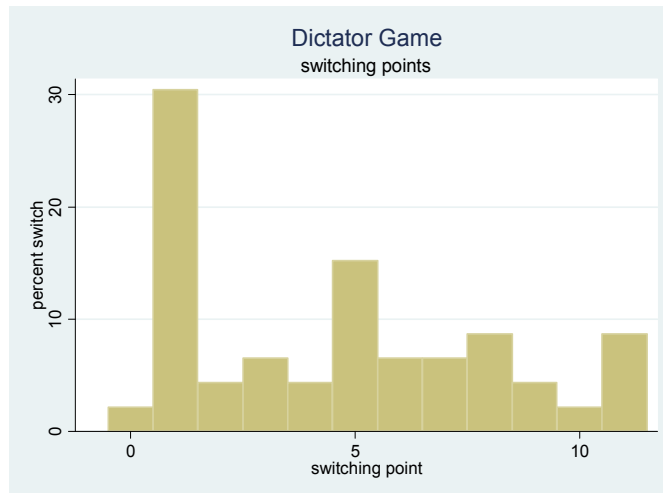


Figure 5
Dictator Game Variant

data from those 46 (of 48) active players in *Externalities* that were consistent in this test

Information from the dictator game variant turns out almost completely uninformative for the prisoner’s dilemma. If we regress choices in individual prisoner’s dilemma problems, using logit models with a constant and heteroskedasticity-robust standard errors, on the switching point in the dictator game, the regressor is weakly significant for the first problem, and insignificant for all remaining problems (Appendix Table 6). If we pool the data from the *Baseline* with each individual problem in *Externalities* and control for switching points in the dictator game, only in a single of 11 problems does the treatment dummy for *Externalities* in a logit model with a constant and heteroskedasticity-robust standard errors become weakly significant. This is the problem with the very large externality of 8.4 €. The coefficient is positive, and indicates that the probability of defection for this problem goes up by 17.58 % to 73.83 % (Appendix Table 7).

b) Dreading Risk and Loss

We had hypothesized that participants would shy away from cooperation if gains were uncertain, even if the expected value of gains from cooperation was still higher than the payoff in case both players defect. This is indeed what we find in comparing the *Baseline* with *Sanctions*, provided the risk of not receiving gains from cooperation is not too small. If participants held standard preferences, we should not see any cooperation in the first place. In the prisoner’s dilemma, cooperation is dominated, after all. However, conditional cooperators might be sensitive to the risk of cooperation being futile.

To test this explanation, we administer a standard test of risk aversion (Holt and Laury 2002). In this test, we ask participants to choose between pairs of lotteries. In the first lottery, they have a chance of b to win 2 €, and a chance to win 1.6 € with counter-probability $1-b$. In the second lottery, with probability b they win 3.85 €, while they win only 0.1 € with counter-probability

$1-b$. We vary b in 10 equal steps of 0.1, in the interval $b \in [.1, 1]$. Once more, using the strategy method, participants are asked to choose a lottery from each pair. A random draw determines which problem is relevant. A second random draw decides whether the high or the low outcome of the chosen lottery is paid out. Again, feedback is withheld until the entire experiment is over.

In this test, in *Sanctions*, 45 of 48 participants were consistent, which is why we work with switching points. Risk-neutral actors switch to the riskier problem when the winning probability is $\frac{1}{2}$. In our sample, the mode is at 8/10, implying a risk premium of 1.18 €. 3 participants did not even choose the “riskier” problem when they could have had 3.85 € with certainty.

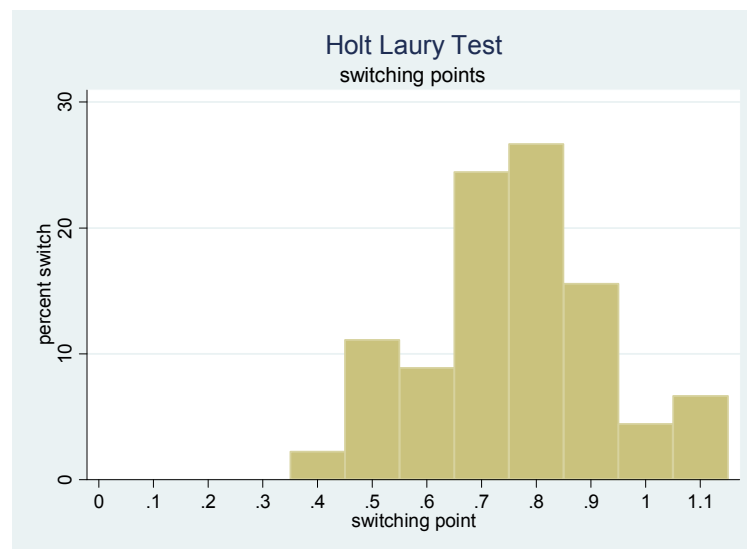


Figure 6
Risk Aversion

data from those 45 (of 48) players in *Sanctions* that were consistent in this test
the switching point is coded as 1.1 if a participant never chooses the risky lottery

On all but the first problem, in logit models with a constant and heteroskedasticity-robust standard errors, the individual level of risk aversion does not significantly explain choices in the prisoner’s dilemma. Oddly, in the problem with a probability of getting gains from cooperation as small as 10 %, defection is significantly *less* likely the more the participant is risk-averse (Appendix Table 8).

Fisher’s exact tests had already established a significant treatment effect whenever the probability of getting gains from cooperation is no larger than .58, and a weakly significant effect if this probability is .66. Unsurprisingly, we also find significant treatment effects in logit models that pool data from the *Baseline* with data from each individual *Sanctions* problem and control for the individual level of risk aversion (Appendix Table 9).¹² Now the effect is significant at conventional levels if the probability of getting gains from cooperation is .66. We also find a weakly significant treatment effect if this probability is at .74 ($p = .088$). Controlling for risk aversion therefore adds very little to our understanding of choices in *Sanctions*.

12 In the *Baseline*, only a single participant is inconsistent on the Holt/Laury test. The mean switching point is at a winning probability of 68.09 %.

Arguably, conditionally cooperative participants do not only see missing gains from cooperation as a risk, but they see it as a loss. This would be the case if they were to treat gains from cooperation as their reference points. To check this possibility, we also administer a standard test for loss aversion. We use the version proposed by Gächter, Johnson et al. (2007), which is a modification of Fehr and Goette (2007); (for background information, see also Rabin 2000; Rabin and Thaler 2001; Köbberling and Wakker 2005). In this game, a participant chooses between a safe payoff of zero and a lottery. In the lottery, there is a 50% chance to gain 6 €. In six equal steps of 1 €, we vary the loss in the interval [2 €, 7 €]. Once more, we use the strategy method, all six problems are presented on one computer screen, and feedback is given only after the entire experiment is over.

In the test for loss aversion, participants can make real losses. If total earnings are below 5 €, the participant receives a minimum payoff of 5 €. The minimum payoff is also guaranteed if overall gains from all the main and all post tests are below 5 €. This is announced at the beginning of the experiment.

In *Sanctions*, all participants were consistent in this test, which is why we work with switching points. Participants who are not loss-averse at all should accept all lotteries but the final. Effectively, in our sample most participants asked for a substantial premium for accepting the possibility of a loss, Figure 7.

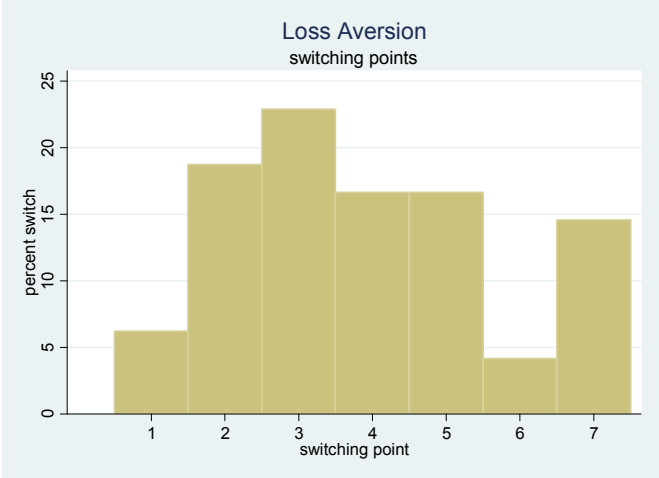


Figure 7
Loss Aversion

data from 48 players in *Sanctions*, all of whom were consistent in this test
switching points refer to the highest loss (in €) that the participant accepts

In none of the 11 prisoner’s dilemma problems of *Sanctions* does the individual switching point in the test for loss aversion have explanatory power, again using logit models with a constant and heteroskedasticity-robust standard error (Appendix Table 10). Controlling for the individual switching point does not yield a significant treatment effect in a logit regression that pools data from the *Baseline* with individual *Sanctions* problems, if the treatment effect had not already been significant in Fisher’s exact tests (Appendix Table 11). Hence loss aversion is completely uninformative for behavior in *Sanctions*.

c) Optimism

Theoretically, the fact that we find a certain degree of cooperation in all treatments and at all levels of harm and uncertainty could result from the fact that participants are unconditionally cooperative. Yet earlier studies have normally only found a small number of participants who are willing to cooperate in a dilemma, whatever the remaining participants do. Many more are cooperative only conditional on the willingness of their experimental partners to cooperate as well (Fischbacher, Gächter et al. 2001; Fischbacher and Gächter 2010). For conditional cooperators, it is essential to estimate cooperativeness in the environment in which they happen to be. In repeated interaction, they may react to the experiences they have made in earlier rounds. Yet we test our subjects on one-shot games. Therefore all they have is their (home-grown) beliefs.

After participants have chosen between cooperation and defection for all 11 prisoner's dilemma games, we elicit their beliefs. We ask them how many of the 24 participants of their session they think have chosen cooperation for one particular game. In *Externalities*, we do so for the case of $h = 6.6$. In *Sanctions*, we choose the case of $p = .66$. In *Externalities+Sanctions*, we ask for beliefs for the case of $h = 6.6, p = .66$. If participants get the number exactly right, they earn an additional 2 €. If their estimate is within a range of ± 2 around the true number, they earn an additional 1 €. Again, feedback is given only after the entire experiment is over.

As Figure 8 shows, beliefs differ considerably across treatments. Specifically, while beliefs in *Sanctions* are not significantly different from the *Baseline*, participants are substantially and significantly less optimistic whenever there are externalities.¹³ Consequently, participants expect others to be sensitive to the fact that they impose considerable harm on an outsider. Nonetheless, as demonstrated earlier, their own choices are not significantly different from the *Baseline*, where no outsider is affected.

13 OLS, regressing the estimated number of cooperators (out of 24) on treatments. Treatment *Baseline* is reference category. Constant 14.042 ($p < .001$), *Externalities* -6.75 ($p < .001$), *Sanctions* -2.333 ($p = .103$), *Externalities+Sanctions* -5.938 ($p < .001$), robust standard errors.

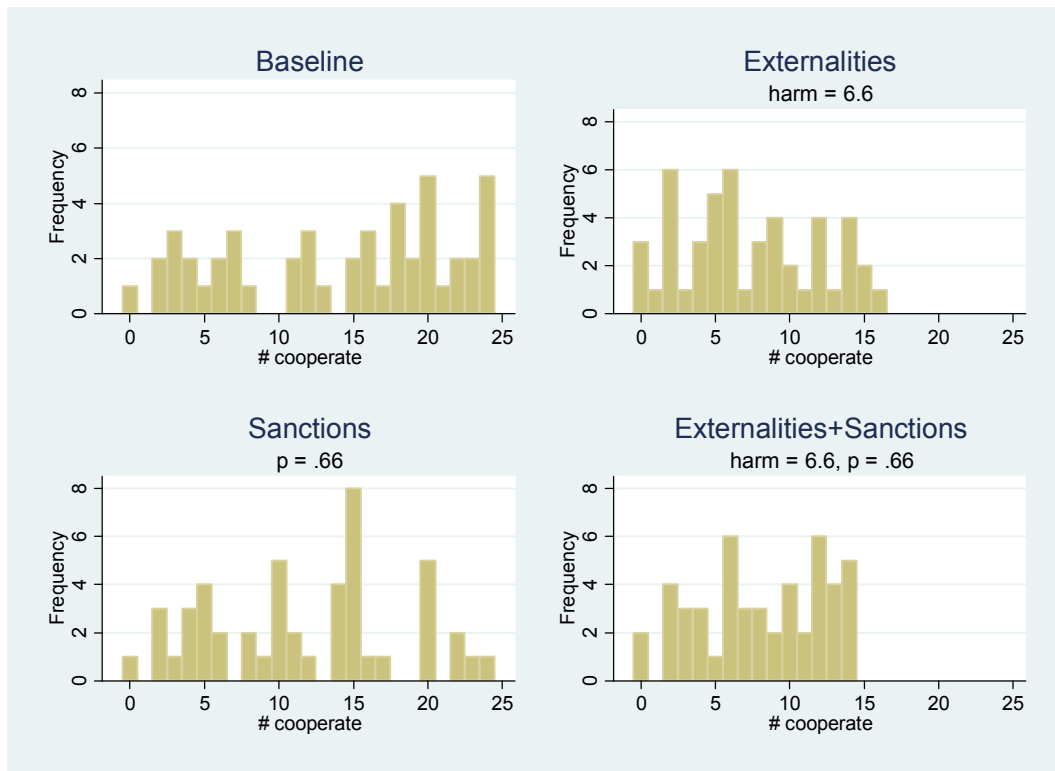


Figure 8
Beliefs

estimated number of cooperators, per subject and treatment, in the indicated problem

This already hints at the fact that participants compensate for the loss in optimism by a greater individual willingness to cooperate. This is indeed what we find if we pool data from the *Baseline* with data from each individual *Externalities* problem and control for beliefs, in a logit model with a constant and heteroskedasticity-robust standard errors. We now find a significant positive treatment effect for *all* 11 prisoner’s dilemma problems (Appendix Table 12). This leads to the striking

Result 1a: Conditional on their beliefs, however severe the harm they impose on an outsider, active players in a simultaneous two-person prisoner’s dilemma cooperate more if cooperation is to the detriment of an outsider.

By contrast, in *Sanctions*, if we control for beliefs and compare with the *Baseline*, if the probability of getting gains from cooperation is .58, we no longer find a significant treatment effect. Yet it remains for a probability of .5. Hence there is still a small effect of deterrence by uncertainty (Appendix Table 13).

Finally, in *Externalities+Sanctions*, Figure 9 shows another striking result. The left panel repeats Figure 4. If we compare treatments unconditionally, only the effect of sanctions matters. If the probability of getting gains from cooperation is low, participants cooperate significantly less; the level of harm is immaterial. Once we control for beliefs, the picture reverses, as shown in the right panel of Figure 9. Now there is significantly more cooperation when the harm imposed on the outsider is severe. By contrast, once we control for beliefs, there is no longer a significant difference from the baseline when harm is low, but the uncertainty is high (Appendix Table 14).

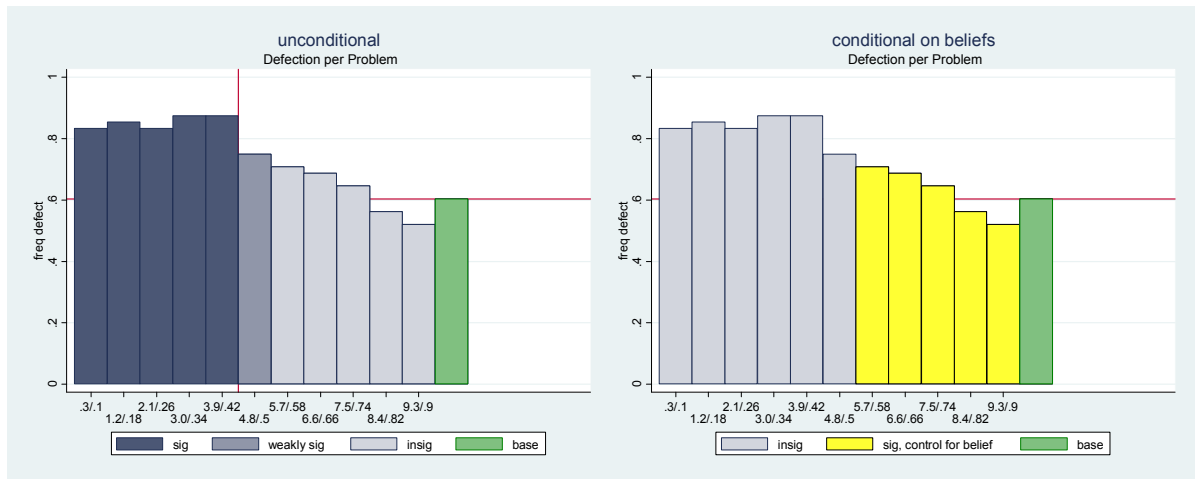


Figure 9
Externalities+Sanctions

This leads to

Result 3a: When there are externalities and when, simultaneously, gains from cooperation are uncertain, in a simultaneous two-person prisoner's dilemma there is less cooperation with high uncertainty. Yet this effect disappears once one controls for beliefs. By contrast, if one does not control for beliefs, the fact that they inflict harm on an outsider does not significantly influence participants unconditionally. Yet if one controls for beliefs, participants significantly and substantially contribute more if harm is severe.

7. Conclusions

From the perspective of basic research, our endeavor has been successful. We have significant treatment effects: there is less cooperation when gains from cooperation are uncertain, even if the expected value of joint cooperation is below the expected value of joint defection. This holds both unconditionally and conditional on expectations about cooperativeness. Against expectations, there is no less cooperation with externalities, even if they are combined with a sanction. Once we control for beliefs, participants compensate for greater pessimism by a significantly greater willingness to cooperate themselves. Conditional on beliefs, knowing that an outsider suffers fosters cooperation.

Per treatment, we have a significant effect of the manipulated variable: there is more cooperation, the smaller the safety payoff is; there is less cooperation the more intense the harm for outsiders is; there is less cooperation the smaller the probability is of joint cooperation yielding a gain; this also holds if successful cooperation imposes severe harm on an outsider.

From a policy perspective, our findings are less welcome news. A small risk of losing gains from cooperation does not induce participants to cooperate less. Since cartels are notoriously hard to detect, the detection probability will hardly ever be as high as 42 %, which was necessary in our

experiment to induce a change. Of course, antitrust authorities have the right to impose severe sanctions, and they increasingly do so. If behavior indeed responds to expected values, harsh sanctions might suffice, even if they are rarely inflicted. Yet over-optimism (Weinstein 1980; van den Steen 2004) and the illusion of control (Langer 1975; Presson and Benassi 1996) might run counter to this effect. To which degree this matters would have to be tested in a new experiment.

The behavioral effect of externalities is even more worrying. Making them salient is not only immaterial; it is even counterproductive. The latter effect, of course, requires that insiders compare themselves to outsiders. In the lab, this comparison is induced by the design of the experiment. In the field, suppliers may not (always) consider themselves to be in the same boat as their customers. The results of Engel and Rockenbach (2009) would suggest that, then, cooperation is at the same level as if there were no outsiders – which, in policy terms, would still imply that suppliers collude if ever they can. Our findings suggest that the interaction of (small) sanctions and making the harm for the opposite market side salient does not substantially improve the situation either.

Of course, firms are no students. Yet for obvious methodological reasons, it is hard, if not impossible, to study the behavior of firms in the lab (Engel 2010). We therefore cannot give a definite answer to the question whether, in behavioral terms, oligopoly is different from a standard prisoner's dilemma. Our results, however, suggest that two intuitive explanations for a difference are not valid: small sanctions do not induce less collusion; making harm on the opposite market side salient does not reduce collusion.

Literature

- ABBINK, KLAUS (2005). Fair Salaries and the Moral Costs of Corruption. *Advances in Cognitive Economics*. Boicho N. Kokinov. Sofia, NBU Press.
- BECKER, GARY STANLEY (1968). "Crime and Punishment. An Economic Approach." *Journal of Political Economy* 76: 169-217.
- BEREBY-MEYER, YOELLA and ALVIN E. ROTH (2006). "The Speed of Learning in Noisy Games. Partial Reinforcement and the Sustainability of Cooperation." *American Economic Review* 96: 1029-1042.
- BLANCO, MARIANA, DIRK ENGELMANN and HANS-THEO NORMANN (2006). A Within-Subjects Analysis of Other-Regarding Preferences
http://papers.ssrn.com/sol3/papers.cfm?abstract_id=934700.
- BOLTON, GARY E. and AXEL OCKENFELS (2000). "ERC: A Theory of Equity, Reciprocity and Competition." *American Economic Review* 90: 166-193.
- BOLTON, GARY E. and AXEL OCKENFELS (2010). "Betrayal Aversion. Evidence from Brazil, China, Oman, Switzerland, Turkey, and the United States. Comment." *American Economic Review* 100: 628-633.
- CHAUDHURI, ANANISH (2010). "Sustaining Cooperation in Laboratory Public Goods Experiments. A Selective Survey of the Literature." *Experimental Economics* 13: ***.
- DUFWENBERG, MARTIN and GEORG KIRCHSTEIGER (2004). "A Theory of Sequential Reciprocity." *Games and Economic Behavior* 47: 268-298.
- ELLMAN, MATTHEW and PAUL PEZANIS-CHRISTOU (2010). "Organisational Structure, Communication and Group Ethics." *American Economic Review* 100: ***.
- ENGEL, CHRISTOPH (2007). "How Much Collusion? A Meta-Analysis on Oligopoly Experiments." *Journal of Competition Law and Economics* 3: 491-549.
- ENGEL, CHRISTOPH (2010). "The Behaviour of Corporate Actors. A Survey of the Empirical Literature." *Journal of Institutional Economics* 6: 445-475.
- ENGEL, CHRISTOPH and BETTINA ROCKENBACH (2009). We Are Not Alone. The Impact of Externalities on Public Good Provision <http://ssrn.com/abstract=1463259>.
- FALK, ARMIN, ERNST FEHR and URS FISCHBACHER (2008). "Testing Theories of Fairness - Intentions Matter." *Games and Economic Behavior* 62: 287-303.
- FEHR, ERNST and LORENZ GOETTE (2007). "Do Workers Work More if Wages Are High? Evidence from a Randomized Field Experiment." *American Economic Review* 97: 298-317.

- FEHR, ERNST and KLAUS M. SCHMIDT (1999). "A Theory of Fairness, Competition, and Cooperation." *Quarterly Journal of Economics* 114: 817-868.
- FISCHBACHER, URS (2007). "z-Tree. Zurich Toolbox for Ready-made Economic Experiments." *Experimental Economics* 10: 171-178.
- FISCHBACHER, URS and SIMON GÄCHTER (2010). "Social Preferences, Beliefs, and the Dynamics of Free Riding in Public Good Experiments." *American Economic Review* 100: 541-556.
- FISCHBACHER, URS, SIMON GÄCHTER and ERNST FEHR (2001). "Are People Conditionally Cooperative? Evidence from a Public Goods Experiment." *Economics Letters* 71: 397-404.
- GÄCHTER, SIMON, ERIC J. JOHNSON and ANDREAS HERRMANN (2007). Individual-Level Loss Aversion in Riskless and Risky Choices <http://www.nottingham.ac.uk/economics/cedex/papers/2007-02.pdf>.
- GRECHENIG, CHRISTOFFEL, ANDREAS NICKLISCH and CHRISTIAN THÖNI (2010). "Punishment Despite Reasonable Doubt. A Public Goods Experiment with Uncertainty over Contributions."
- GREINER, BEN (2004). An Online Recruiting System for Economic Experiments. *Forschung und wissenschaftliches Rechnen 2003*. Kurt Kremer und Volker Macho. Göttingen: 79-93.
- GÜTH, WERNER and ERIC VAN DAMME (1998). "Information, Strategic Behavior, and Fairness in Ultimatum Bargaining. An Experimental Study." *Journal of Mathematical Psychology* 42: 227-247.
- HOLT, CHARLES A. and SUSAN K. LAURY (2002). "Risk Aversion and Incentive Effects." *American Economic Review* 92: 1644-1655.
- HYLTON, KEITH N. and FEI DENG (2007). "Antitrust Around the World: An Empirical Analysis of the Scope of Competition Laws and Their Effects' (2007)." *Antitrust Law Journal* 74: 271-341.
- KAHN, LAWRENCE M. and J. KEITH MURNIGHAN (1993). "Conjecture, Uncertainty, and Cooperation in Prisoner's Dilemma Games. Some Experimental Evidence." *Journal of Economic Behavior & Organization* 22: 91-117.
- KÖBBERLING, VERONIKA and PETER P. WAKKER (2005). "An Index of Loss Aversion." *Journal of Economic Theory* 122: 119-131.
- KUNREUTHER, HOWARD, GABRIEL SILVASI, ERIC T. BRADLOW and DYLAN SMALL (2009). "Bayesian Analysis of Deterministic and Stochastic Prisoner's Dilemma Games." *Judgment and Decision Making* 4: 363-384.

- LANGER, ELLEN J. (1975). "The Illusion of Control." *Journal of Personality and Social Psychology* 32: 311-328.
- LEDYARD, JOHN O. (1995). Public Goods. A Survey of Experimental Research. *The Handbook of Experimental Economics*. J.H. Kagel und A.E. Roth. Princeton, NJ, Princeton University Press: 111-194.
- PRESSON, PAUL K. and VICTOR A. BENASSI (1996). "Illusion of Control. A Meta-Analytic Review." *Journal of Social Behavior and Personality* 11: 493-510.
- RABIN, MATTHEW (1993). "Incorporating Fairness into Game Theory and Economics." *American Economic Review* 83: 1281-1302.
- RABIN, MATTHEW (2000). "Risk Aversion and Expected-Utility Theory. A Calibration Theorem." *Econometrica* 68: 1281-1293.
- RABIN, MATTHEW and RICHARD THALER (2001). "Anomalies - Risk Aversion." *Journal of Economic Perspectives* 15: 219-232.
- SABATER-GRANDE, GERARDO and NIKOLAOS GEORGANTZIS (2002). "Accounting for Risk Aversion in Repeated Prisoners' Dilemma Games. An Experimental Test." *Journal of Economic Behavior & Organization* 48: 37-50.
- SELTEN, REINHARD (1967). Die Strategiemethode zur Erforschung des eingeschränkt rationalen Verhaltens im Rahmen eines Oligopolexperimentes. *Beiträge zur experimentellen Wirtschaftsforschung*. Ernst Sauer mann. Tübingen, Mohr: 136-168.
- TVERSKY, AMOS and DANIEL KAHNEMAN (1992). "Advances in Prospect Theory. Cumulative Representation of Uncertainty." *Journal of Risk and Uncertainty* 5: 297-323.
- VAN DEN STEEN, ERIC (2004). "Rational Overoptimism (and Other Biases)." *American Economic Review* 94: 1141-1151.
- WEINSTEIN, NEIL D. (1980). "Unrealistic Optimism about Future Life Events." *Journal of Personality and Social Psychology* 39(5): 806-820.
- ZELMER, JENNIFER (2003). "Linear Public Goods. A Meta-Analysis." *Experimental Economics* 6: 299-310.

Appendix

I. Instructions

The Instructions for the four treatments differ only in Part 1. The rest is identical. Therefore we report first the full instructions of the baseline treatment and afterwards only part 1 of the other treatments.

a. Baseline

Welcome to our experiment. Please remain quiet and do not talk to the other participants during the experiment. If you have any questions, please give us a signal. We will answer your queries individually.

Course of Events

The experiment is divided into four parts. We will distribute separate instructions for each of the four parts of the experiment. Please read these instructions carefully and make your decisions only after taking an appropriate amount of time to reflect on the situations, and after we have fully answered any questions you may have. Only when all participants have decided will we move on to the next part of the experiment. All of your decisions will be treated anonymously.

Your Payoff

At the end of the experiment, we will give you your payoff in cash. Each of you will receive the earnings resulting from the decisions you will have made in the course of the experiment. It is possible to make a loss in one part of the experiment. These losses will be subtracted from the earnings in the other parts.

Thus:

Total payment =

+ Earnings from Part 1

+ Earnings from Part 2

+ Earnings from Part 3

+ Earnings from Part 4

(min. 5€)

In Part 2, however, losses are possible, too. Should you incur losses, these will be deducted from your earnings from Part 1, Part 3, or Part 4. (The possibility of losses in Part 2 is limited, however; you will definitely receive a total payment that is on the plus side of the balance.) If you earn on the whole less than 5€, you will get a minimum payment of 5€.

We will explain the details of how your payoff is made up for each of the four parts separately. In each of the four parts, possible payoffs are given in Euro, which is the currency you will be paid in.

Part 1

The basic idea of this part of the experiment is as follows: you are anonymously paired by us with another participant. You and the other participant will make a total of eleven decisions.

Only one pair of decisions will determine your payoff. This procedure is explained below.

We will show you eleven tables that look as follows:

		Type B	
		<i>Above</i>	<i>Below</i>
Type A	<i>Above</i>	5€, 5€	0€, 10€
	<i>Below</i>	10€, 0€	z€, z€

We will let you know at the start whether you are a Type A or a Type B participant. (You will probably notice that the payments given to both types are symmetrical; the distinction between Type A and Type B is solely for the purpose of explaining the experiment.)

The decisions *Above* or *Below* determine the payoffs to you and the other participant. In each of the four cells of the table, the figure on the left denotes A's profit, while the figure on the right denotes B's profit.

For instance, if Type A chooses the option *Above* and Type B chooses the option *Above*, then both receive a payment of 5€. If Type A chooses *Above* and Type B chooses *Below*, then Type A receives zero profit and Type B gets 10€. The same is valid for a *Below/Above* constellation. Finally, if Type A chooses *Below* and Type B chooses *Below*, then both receive a payment of z€.

What does the z stand for? z is varied in the following eleven tables; all other payments remain unchanged. You have to decide on all eleven tables (*Above* or *Below*). Please mark your decision by clicking on the appropriate box shown on your screen.

You will be free to address each of the eleven tables separately, making your decisions independently of the other tables. You can also make the same decision all the time. This is entirely up to you.

Please note, once again, that only one of the eleven decision pairs will be relevant for your payoff. We will choose one of the eleven tables at random at the end. Your decision for the table that is drawn by lot and the other participant's decision for the same table determine the payoff in this part of the experiment.

Let us first begin with some test questions. (The aim of these questions is merely to verify whether all participants have fully understood the instructions. Neither the questions nor the answers have anything to do with your final payment.) Then the screen on which your actual decisions are marked will appear.

Do you have any further questions?

Part 1a

This part of the experiment refers to the previous part where you made eleven decisions, “Above” or “Below”. The number of participants who participated in this task will be presented to you on the screen. We ask you to estimate how many participants of the experiment selected “Above” for a particular Z (see the decision screen for detailed information). In case you make a precise estimation, you can gain 2€ in addition. If your estimation deviates by +/-2, you still gain 1€ in addition. Otherwise, you gain nothing in addition.

Part 2

The basic idea of this part of the experiment is as follows. In the following, you will be requested to make six decisions. In this part of the experiment, no other participant is paired with you. The payoffs therefore relate only to you. In each of your six decisions, you may therefore choose to play a “lottery” or decline.

What are these “lotteries” then? In these lotteries, a computer-simulated random toss of a coin determines whether you win or lose money. If the coin shows “tails” (i.e., a number), you win 6€; if it is “heads”, you lose. How much you lose depends on the particular lottery. Losses vary between 2€ and 7€. If losses occur, they are subtracted from the earnings from the other parts of the experiment at the end of the experiment.

You can accept or refuse these lotteries on an individual basis, just as you can accept or refuse all. If you refuse, you will make no profit and lose nothing, i.e., your payoff will be zero. If you accept, the toss of the coin determines your payoff, as described above.

In the end, one of the six lotteries is randomly chosen, and then the payment is determined according to your decision and the coin throw for this particular lottery. Thus, once again the lot decides twice in a row: first, one of the lotteries is drawn by lot, and then the toss of a coin decides whether or not you win in this lottery – on condition that you have decided to go for the lottery.

Let us first begin with some test questions. (The aim of these questions is merely to verify whether all participants have fully understood the instructions. Neither the questions nor the answers have anything to do with your final payment.) Then the screen on which your actual decisions are marked will appear.

Part 3

This part of the experiment is as follows: one Type X participant has to decide between two situations (1 or 2). His decision influences his own payoff, and the payoff of one other randomly paired Type Y participant, as follows:

Situation 1: Type X receives a payoff, determined by lot, of 5€ or 10€, Type Y receives a payoff of zero Euro. The likelihood with which Type X either receives 5€ or 10€ is systematically varied in the following table. Type X must make a decision for each of the eleven constellations (a total of 11 decisions).

Situation 2 remains the same for all 11 constellations: Type X and Type Y both receive 5€.

In this part, all participants must initially make their decisions in the role of Type X.

We will proceed with the payoff as follows:

- The lot is drawn to determine whether your payments, following your own decisions, classify you as a Type X or a (passive) Type Y. We will draw one half of the group as Type X and the other as Type Y.
- The next draw pairs each Type Y participant with a Type X participant.
- Finally, the third draw determines one single payoff-relevant situation out of the total of eleven situations. Therefore, one out of the eleven decisions emerges as the basis for payoff. With a probability of $\frac{1}{2}$, it will be your own decision, and with the same likelihood it will be another participant's decision.

Example for Part 3

	Profit	With likelihood of
You	10€	30%
	5€	70%
Other participant	0€	100%
		1
Your decision		
		2
Both	5€	100%

As stated above, all participants will make eleven decisions of this kind. Please mark your decision by clicking on the appropriate box.

Part 4

In this part of the experiment, no other participant is paired with you. The payoffs therefore relate only to you. The decisions of the other participants only have an influence on their own respective payoffs.

In this part of the experiment, you are asked to decide in 10 different situations (lotteries) between option A and B. These situations will be presented to you on consecutive screens. The two lotteries each comprise 2 possible monetary payoffs, one high and one low, which will be paid to you with different probabilities.

The options A and B will be presented to you on the screen as in the following example:

Part 4: Lottery 1
Please choose the lottery you prefer.

Lottery A:			Lottery B:		
Probability	1/10	9/10	Probability	1/10	9/10
Payoff	2.00 €	1.60 €	Payoff	3.85 €	0.10 €
<input type="button" value="A"/>			<input type="button" value="B"/>		

The computer uses a random draw program, which assigns you payments exactly according to the denoted probabilities.

For the above example, this means:

Option A obtains a payoff of 2 Euro with a probability of 10% and a payoff of 1.60 Euro with a probability of 90%.

Option B obtains a payoff of 3.85 Euro with a probability of 10% and a payoff of 0.10 Euro with a probability of 90%.

Now you have to click on the particular option you decide for.

Please note that at the end of the experiment only one of the 10 situations will eventually be paid. Yet, each of the situations can be randomly chosen with equal probability to be the payoff-relevant one.

After this, a draw will determine whether for the payoff-relevant situation the high payoff (2.00 Euro or 3.85 Euro) or the low payoff (1.60 Euro or 0.10 Euro) will be paid.

b. Externalities

Part 1

The basic idea of this part of the experiment is as follows: you are anonymously paired by us with two other participants. There exist Type A, Type B and Type C players. Type C is passive in that experiment. If you are not Type C, you and one other participant will make a total of eleven decisions.

Only one pair of decisions will determine your payoff. This procedure is explained below.

We will show you eleven tables that look as follows:

		Type B	
		Above	Below
Type A	Above	5€, 5€, -D€	0€, 10€, -D€
	Below	10€, 0€, -D€	2.45€, 2.45€, 0€

We will let you know at the start whether you are a Type A or a Type B participant. (You will probably notice that the payments given to both types are symmetrical; the distinction between Type A and Type B is solely for the purpose of explaining the experiment.)

The decisions Above or Below determine the payoffs to you and the other participants. In each of the four cells of the table, the figure on the left denotes A's profit, while the figure on the right denotes B's profit. Type C receives either $-D€$ or $0€$, depending on the decisions of Type A and B.

For instance, if Type A chooses the option Above and Type B chooses the option Above, then both receive a payment of $5€$ and Type C receives $-D€$. If Type A chooses Above and Type B chooses Below, then Type A receives zero profit, Type B gets $10€$, and Type C receives $-D€$. The same is valid for a Below/Above constellation. Finally, if Type A chooses Below and Type B chooses Below, then both receive a payment of $2.45€$ and Type C receives $0€$.

What does the D stand for? D is varied in the following eleven tables. It is an absolute value that will be paid in $€$; all other payments remain unchanged. You have to decide on all eleven tables (Above or Below). Please mark your decision by clicking on the appropriate box shown on your screen.

You will be free to address each of the eleven tables separately, making your decisions independently of the other tables. You can also make the same decision all the time. This is entirely up to you.

Please note, once again, that only one of the eleven decision pairs will be relevant for your payoff. We will choose one of the eleven tables at random at the end. Your decision for the table that is drawn by lot and the other participant's decision for the same table determine the payoff in this part of the experiment.

Let us first begin with some test questions. (The aim of these questions is merely to verify whether all participants have fully understood the instructions. Neither the questions nor the answers have anything to do with your final payment.) Then the screen on which your actual decisions are marked will appear.

Do you have any further questions?

c. Sanctions

Part 1

The basic idea of this part of the experiment is as follows: you are anonymously paired by us with another participant. You and the other participant will make a total of eleven decisions.

Only one pair of decisions will determine your payoff. This procedure is explained below.

We will show you eleven tables that look as follows:

		Type B	
		<i>Above</i>	<i>Below</i>
Type A	<i>Above</i>	5/0€, 5/0€ (S)	0€, 10€
	<i>Below</i>	10€, 0€	2.45€, 2.45€

We will let you know at the start whether you are a Type A or a Type B participant. (You will probably notice that the payments given to both types are symmetrical; the distinction between Type A and Type B is solely for the purpose of explaining the experiment.)

The decisions *Above* or *Below* determine the payoffs to you and the other participant. In each of the four cells of the table, the figure on the left denotes A's profit, while the figure on the right denotes B's profit.

For instance, if Type A chooses the option *Above* and Type B chooses the option *Above*, then both receive a payment of 5€ or a payment of 0€, depending on the probability S. If Type A chooses *Above* and Type B chooses *Below*, then Type A receives zero profit and Type B gets 10€. The same is valid for a *Below/Above* constellation. Finally, if Type A chooses *Below* and Type B chooses *Below*, then both receive a payment of 2.45€.

What does the S stand for? S is varied in the following eleven tables; all other payments remain unchanged. S is the probability that in case both players chose *Above* both receive 5€. With complementary probability, both receive 0€. You have to decide on all eleven tables (*Above* or *Below*). Please mark your decision by clicking on the appropriate box shown on your screen.

You will be free to address each of the eleven tables separately, making your decisions independently of the other tables. You can also make the same decision all the time. This is entirely up to you.

Please note, once again, that only one of the eleven decision pairs will be relevant for your payoff. We will choose one of the eleven tables at random at the end. Your decision for the table that is drawn by lot and the other participant's decision for the same table determine the payoff in this part of the experiment.

Let us first begin with some test questions. (The aim of these questions is merely to verify whether all participants have fully understood the instructions. Neither the questions nor the answers have anything to do with your final payment.) Then the screen on which your actual decisions are marked will appear.

Do you have any further questions?

d. Externalities and Sanctions

Part 1

The basic idea of this part of the experiment is as follows: you are anonymously paired by us with two other participants. There exist Type A, Type B, and Type C. Type C is passive in that experiment. If you are not Type C, you and one other participant will make a total of eleven decisions.

Only one pair of decisions will determine your payoff. This procedure is explained below.

We will show you eleven tables that look as follows:

		Type B										
		Above	Below									
Type A	Above	<table style="width: 100%; border-collapse: collapse;"> <tr> <td style="padding-right: 10px;">Ab</td> <td style="padding-right: 10px;">5/0€, 5/0€, -D€</td> <td style="padding-right: 10px;">0€, 10€, -D€</td> </tr> <tr> <td></td> <td style="text-align: center;">(S)</td> <td></td> </tr> <tr> <td style="padding-right: 10px;">Below</td> <td style="padding-right: 10px;">10€, 0€, -D€</td> <td style="padding-right: 10px;">2.45€, 2.45€, 0€</td> </tr> </table>	Ab	5/0€, 5/0€, -D€	0€, 10€, -D€		(S)		Below	10€, 0€, -D€	2.45€, 2.45€, 0€	
	Ab	5/0€, 5/0€, -D€	0€, 10€, -D€									
	(S)											
Below	10€, 0€, -D€	2.45€, 2.45€, 0€										
	Below											

We will let you know at the start whether you are a Type A or a Type B participant. (You will probably notice that the payments given to both types are symmetrical; the distinction between Type A and Type B is solely for the purpose of explaining the experiment.)

The decisions Above or Below determine the payoffs to you and the other participants. In each of the four cells of the table, the figure on the left denotes A's profit, while the figure on the right denotes B's profit. Type C receives either -D€ or 0€, depending on the decisions of Type A and B.

For instance, if Type A chooses the option Above and Type B chooses the option Above, then with probability S both receive a payment of 5€ while they receive 0€ with probability 1-S, and Type C receives -D€. If Type A chooses Above and Type B chooses Below, then Type A receives zero profit and Type B gets 10€ and Type C receives -D€. The same is valid for a Below/Above constellation. Finally, if Type A chooses Below and Type B chooses Below, then both receive a payment of 2.45€ and Type C receives 0€.

What does the S stand for? S is varied in the following eleven tables; all other payments remain unchanged. S is the probability that Type A and Type B both receive 5€ if both chose Above. With complementary probability, both receive 0. What does the D stand for? D is varied in the following eleven tables. It is an absolute value that will be paid in €.

All payments, except those depending on D and S, remain unchanged in all eleven situations. You have to decide on all eleven tables (Above or Below). Please mark your decision by clicking on the appropriate box shown on your screen.

You will be free to address each of the eleven tables separately, making your decisions independently of the other tables. You can also make the same decision all the time. This is entirely up to you.

Please note, once again, that only one of the eleven decision pairs will be relevant for your payoff. We will choose one of the eleven tables at random at the end. Your decision for the table that is drawn by lot and the other participant's decision for the same table determine the payoff in this part of the experiment.

Let us first begin with some test questions. (The aim of these questions is merely to verify whether all participants have fully understood the instructions. Neither the questions nor the answers have anything to do with your final payment.) Then the screen on which your actual decisions are marked will appear.

Do you have any further questions?

II. Supplementary Data Analysis

level of harm	.3	1.2	2.1	3	3.9	4.8	5.7	6.6	7.5	8.4	9.3
dictator game switching point	-.168 (.091)	.044 (.611)	-.137 (.144)	.014 (.875)	-.094 (.297)	.039 (.654)	-.046 (.628)	.067 (.521)	-.013 (.888)	.146 (.211)	.048 (.632)
Cons	.677 (.191)	.062 (.902)	.909 (.082)	.469 (.360)	.797 (.127)	.171 (.734)	1.044 (.063)	.745 (.183)	.788 (.149)	.426 (.449)	.509 (.349)
N	46	46	46	46	46	46	46	46	46	46	46

Table 6
Explaining Choices in Individual *Externalities* Problems with Switching Point in Dictator Game

logit, with robust standard errors, p-values in parentheses

level of harm	.3	1.2	2.1	3	3.9	4.8	5.7	6.6	7.5	8.4	9.3
<i>Externalities</i>	-.546 (.223)	-.056 (.895)	-.154 (.727)	.203 (.638)	-.037 (.932)	.031 (.942)	.475 (.285)	.729 (.104)	.385 (.379)	.753 (.089)	.409 (.345)
dictator game switching point	-.161 (.015)	-.062 (.301)	-.147 (.023)	.077 (.203)	-.127 (.044)	-.064 (.285)	-.107 (.089)	-.064 (.303)	-.091 (.141)	-.037 (.551)	-.065 (.289)
Cons	1.194 (.018)	.607 (.173)	1.110 (.023)	.697 (.124)	.990 (.038)	.622 (.165)	.872 (.064)	.622 (.174)	.781 (.091)	.464 (.305)	.627 (.167)
N	94	94	94	94	94	94	94	94	94	94	94

Table 7
Comparing Baseline with Individual *Externalities* Problems, Controlling for Switching Point in Dictator Game

logit, with robust standard errors, p-values in parentheses

prob getting gains from cooperation	.1	.18	.26	.34	.42	.5	.58	.66	.74	.82	.9
Holt/Laury switching point	-5.246 (.042)	-3.375 (.211)	-3.175 (.172)	-4.841 (.122)	-4.296 (.096)	-3.375 (.411)	1.137 (.716)	2.306 (.364)	2.081 (.349)	.736 (.700)	1.703 (.391)
Cons	5.918 (.009)	4.763 (.037)	4.383 (.024)	6.259 (.023)	5.533 (.013)	4.763 (.172)	1.020 (.663)	-.323 (.864)	-.423 (.801)	.136 (.927)	-.485 (.751)
N	45	45	45	45	45	45	45	45	45	45	45

Table 8
Explaining Choices in Individual *Sanctions* Problems with Switching Point in Risk Aversion Test

logit, with robust standard errors, p-values in parentheses

prob getting gains from cooperation	.1	.18	.26	.34	.42	.5	.58	.66	.74	.82	.9
<i>Sanctions</i>	1.468 (.003)	1.823 (.001)	1.618 (.002)	2.078 ($< .001$)	1.833 (.001)	1.823 (.001)	1.565 (.004)	1.058 (.031)	.800 (.088)	.384 (.386)	.468 (.297)
Holt/Laury switching point	-.934 (.432)	-.536 (.634)	-.568 (.607)	-.620 (.595)	-.650 (.569)	-.536 (.653)	.082 (.939)	.359 (.724)	.368 (.710)	.109 (.910)	.336 (.727)
Cons	.942 (.295)	.667 (.427)	.689 (.405)	.724 (.405)	.745 (.384)	.667 (.450)	.244 (.755)	.057 (.939)	.050 (.945)	.226 (.754)	.072 (.920)
N	45	45	45	45	45	45	45	45	45	45	45

Table 9
Comparing *Baseline* with Individual *Sanctions* Problems, Controlling for Switching Point in Test for Risk Aversion

logit, with robust standard errors, p-values in parentheses

prob getting gains from cooperation	.1	.18	.26	.34	.42	.5	.58	.66	.74	.82	.9
loss aversion switching point	.244 (.286)	.186 (.390)	-.090 (.672)	.034 (.904)	.186 (.390)	.218 (.497)	-.224 (.362)	-.115 (.592)	-.313 (.153)	-.285 (.154)	-.258 (.204)
Cons	.880 (.318)	1.471 (.103)	2.126 (.026)	2.021 (.084)	1.471 (.103)	1.151 (.324)	2.534 (.028)	1.674 (.080)	2.278 (.029)	1.746 (.059)	1.732 (.067)
N	48	48	48	48	48	48	48	48	48	48	48

Table 10
Explaining Choices in Individual *Sanctions* Problems With Switching Point in Loss Aversion Test

logit, with robust standard errors, p-values in parentheses

prob getting gains from cooperation	.1	.18	.26	.34	.42	.5	.58	.66	.74	.82	.9
<i>Sanctions</i>	1.481 (.003)	1.861 (.001)	1.468 (.004)	1.854 (.001)	1.861 (.001)	1.658 (.002)	1.312 (.007)	.913 (.045)	.698 (.114)	.305 (.475)	.397 (.355)
loss aversion switching point	.126 (.370)	.098 (.486)	.003 (.983)	.052 (.727)	.098 (.486)	.112 (.472)	-.057 (.694)	-.022 (.873)	-.122 (.367)	-.120 (.353)	-.105 (.427)
Cons	-.186 (.764)	-.079 (.899)	.289 (.636)	.096 (.883)	-.079 (.899)	-.135 (.842)	.521 (.415)	.386 (.530)	.779 (.204)	.770 (.192)	.710 (.236)
N	95	95	95	95	95	95	95	95	95	95	95

Table 11
Comparing *Baseline* with Individual *Sanctions* Problems, Controlling for Switching Point in Test for Loss Aversion

logit, with robust standard errors, p-values in parentheses

level of harm	.3	1.2	2.1	3	3.9	4.8	5.7	6.6	7.5	8.4	9.3
ext	-2.205 (0.001)	-2.025 (0.002)	-1.738 (0.004)	-1.965 (0.004)	-2.056 (0.004)	-2.091 (0.002)	-1.641 (0.016)	-1.418 (0.026)	-1.747 (0.01)	-1.602 (0.02)	-1.947 (0.008)
belief	-0.233 ($<.001$)	-0.248 ($<.001$)	-0.228 ($<.001$)	-0.28 ($<.001$)	-0.277 ($<.001$)	-0.268 ($<.001$)	-0.302 ($<.001$)	-0.291 ($<.001$)	-0.299 ($<.001$)	-0.315 ($<.001$)	-0.324 ($<.001$)
cons	3.779 ($<.001$)	4.028 ($<.001$)	3.696 ($<.001$)	4.555 ($<.001$)	4.502 ($<.001$)	4.354 ($<.001$)	4.927 ($<.001$)	4.736 ($<.001$)	4.869 ($<.001$)	5.147 ($<.001$)	5.288 ($<.001$)

Table 12
Comparing *Baseline* with Individual *Externalities* Problems,
Controlling for Beliefs

logit, with robust standard errors, p-values in parentheses

prob getting gains from cooperation	.1	.18	.26	.34	.42	.5	.58	.66	.74	.82	.9
sanc	1.371 (0.019)	1.831 (0.006)	1.379 (0.019)	1.931 (0.007)	1.863 (0.008)	1.628 (0.014)	1.209 (0.055)	0.638 (0.265)	0.362 (0.495)	-0.111 (0.824)	-0.034 (0.948)
belief	-0.178 ($<.001$)	-0.205 ($<.001$)	-0.204 ($<.001$)	-0.285 ($<.001$)	-0.235 ($<.001$)	-0.25 ($<.001$)	-0.299 ($<.001$)	-0.274 ($<.001$)	-0.236 ($<.001$)	-0.204 ($<.001$)	-0.225 ($<.001$)
cons	2.905 ($<.001$)	3.329 ($<.001$)	3.31 ($<.001$)	4.644 ($<.001$)	3.815 ($<.001$)	4.068 ($<.001$)	4.877 ($<.001$)	4.466 ($<.001$)	3.835 ($<.001$)	3.318 ($<.001$)	3.66 ($<.001$)

Table 13
Comparing *Baseline* with Individual *Sanctions* Problems,
Controlling for Beliefs

logit, with robust standard errors, p-values in parentheses

param combi	.3/.1	1.2/.18	2.1/.26	3.0/.34	3.9/.42	4.8/.5	5.7/.58	6.6/.66	7.5/.74	8.4/.82	9.3/.9
both	0.137 0.782	0.228 0.659	-0.016 0.975	0.019 0.976	0.019 0.976	-1.077 0.093	-1.391 0.031	-1.945 0.009	-1.999 0.004	-1.999 0.001	-2.212 0.001
belief	-0.211 ($<.001$)	-0.225 ($<.001$)	-0.237 ($<.001$)	-0.297 ($<.001$)	-0.297 ($<.001$)	-0.313 ($<.001$)	-0.32 ($<.001$)	-0.382 ($<.001$)	-0.351 ($<.001$)	-0.288 ($<.001$)	-0.287 ($<.001$)
cons	3.426 ($<.001$)	3.653 ($<.001$)	3.851 ($<.001$)	4.835 ($<.001$)	4.835 ($<.001$)	5.107 ($<.001$)	5.224 ($<.001$)	6.273 ($<.001$)	5.76 ($<.001$)	4.689 ($<.001$)	4.67 ($<.001$)

Table 14
Comparing *Baseline* with Individual *Externalities+Sanctions* Problems,
Controlling for Beliefs

logit, with robust standard errors, p-values in parentheses