

Nersisyan, Yeva; Wray, L. Randall

Working Paper

The global financial crisis and the shift to shadow banking

Working Paper, No. 587

Provided in Cooperation with:

Levy Economics Institute of Bard College

Suggested Citation: Nersisyan, Yeva; Wray, L. Randall (2010) : The global financial crisis and the shift to shadow banking, Working Paper, No. 587, Levy Economics Institute of Bard College, Annandale-on-Hudson, NY

This Version is available at:

<https://hdl.handle.net/10419/56997>

Standard-Nutzungsbedingungen:

Die Dokumente auf EconStor dürfen zu eigenen wissenschaftlichen Zwecken und zum Privatgebrauch gespeichert und kopiert werden.

Sie dürfen die Dokumente nicht für öffentliche oder kommerzielle Zwecke vervielfältigen, öffentlich ausstellen, öffentlich zugänglich machen, vertreiben oder anderweitig nutzen.

Sofern die Verfasser die Dokumente unter Open-Content-Lizenzen (insbesondere CC-Lizenzen) zur Verfügung gestellt haben sollten, gelten abweichend von diesen Nutzungsbedingungen die in der dort genannten Lizenz gewährten Nutzungsrechte.

Terms of use:

Documents in EconStor may be saved and copied for your personal and scholarly purposes.

You are not to copy documents for public or commercial purposes, to exhibit the documents publicly, to make them publicly available on the internet, or to distribute or otherwise use the documents in public.

If the documents have been made available under an Open Content Licence (especially Creative Commons Licences), you may exercise further usage rights as specified in the indicated licence.



Working Paper No. 587

The Global Financial Crisis and the Shift to Shadow Banking

by

Yeva Nersisyan

University of Missouri-Kansas City

and

L. Randall Wray

Levy Economics Institute and University of Missouri-Kansas City

February 2010

The Levy Economics Institute Working Paper Collection presents research in progress by Levy Institute scholars and conference participants. The purpose of the series is to disseminate ideas to and elicit comments from academics and professionals.

The Levy Economics Institute of Bard College, founded in 1986, is a nonprofit, nonpartisan, independently funded research organization devoted to public service. Through scholarship and economic research it generates viable, effective public policy responses to important economic problems that profoundly affect the quality of life in the United States and abroad.

Levy Economics Institute
P.O. Box 5000
Annandale-on-Hudson, NY 12504-5000
<http://www.levy.org>

Copyright © Levy Economics Institute 2010 All rights reserved.

ABSTRACT

While most economists agree that the world is facing the worst economic crisis since the Great Depression, there is little agreement as to what caused it. Some have argued that the financial instability we are witnessing is due to irrational exuberance of market participants, fraud, greed, too much regulation, et cetera. However, some Post Keynesian economists following Hyman P. Minsky have argued that this is a systemic problem, a result of internal market processes that allowed fragility to build over time. In this paper we focus on the shift to the “shadow banking system” and the creation of what Minsky called the money manager phase of capitalism. In this system, rapid growth of leverage and financial layering allowed the financial sector to claim an ever-rising proportion of national income—what is sometimes called “financialization”—as the financial system evolved from hedge to speculative and, finally, to a Ponzi scheme.

The policy response to the financial crisis in the United States and elsewhere has largely been an attempt to rescue money manager capitalism. Moreover, in the case of the United States, the bailout policy has contributed to further concentration of the financial sector, increasing dangers. We believe that the policies directed at saving the system are doomed to fail—and that alternative policies should be adopted. The effective solution should come in the way of downsizing the financial sector by two-thirds or more, and effecting fundamental modifications.

Keywords: Institutional Investors; Financial Crisis; Financialization; Money Managers; Financial Concentration; Shadow Banking; Subprime Mortgages; Securitized Mortgages

JEL Classifications: G21, G23, G28

INTRODUCTION

There is little doubt that the current crisis is the worst since the Great Depression. Proffered explanations regarding the causes include: irrational exuberance, perverse incentives, greedy bankers, and misguided policy. Some economists who follow Minsky, however, have argued that the current crisis resulted from the fundamental flaws of capitalism, and particularly of what Minsky called money manager capitalism (Wray 2009). It was not unexpected, and came as a “shock” only to the “true believers” of free markets, like Alan Greenspan and economists of the Chicago persuasion. As Minsky warned, stability is destabilizing and it is not surprising that in the context of deregulation and de-supervision starting in 1970s the financial system had become prone to repetitive crises that became more frequent, severe, and longer-lasting.

This paper sheds light on the changes that have occurred in the U.S. financial system over the postwar period as it came to take an ever larger share of income flows. Similar transformations have been made in the global financial system, but here we will focus on the U.S. An examination of the shift of the relative weights of various types of financial institutions as well as other developments in the financial sector shows how the whole system evolved toward fragility. Increased concentration in the banking sector has created a few large “too big to fail” institutions said to be of “systemic importance”—institutions we would prefer to designate as “too big to save” because they are “systemically dangerous.” This problem is exacerbated after each crisis as institutions that survive the crises become bigger and more powerful.

Meanwhile, even though large portions of managed money have been wiped out during the crisis, it is obvious that it has made a comeback and is looking for another bubble. And policy is actually pursuing a strategy of increasing the size and importance of the most dangerous institutions. The response in Washington has been to save these dangerous institutions and then to propose creation of a “systemic regulator.” We believe the mega-institutions are too complex and too politically powerful to effectively regulate. Hence, we propose downsizing institutions as well as the financial system as a whole. Despite its recent anti-Wall Street rhetoric, the Obama administration has failed to bring any significant changes to the way finance operates. Even Obama’s timid proposals, such

as taxing banks that received bail-out money, are facing major resistance from the financiers, and are unlikely to pass. As memories of the crisis fade away, the momentum for real change has been lost. Indeed, the policy response to date has sown the seeds for another crisis. We do not have the space to delineate specific alternatives, but argue that downsizing finance is a prerequisite to achieving any success at restoring stability to the financial system.

FINANCIALIZATION OF THE FINANCIAL SYSTEM

Minsky adopted a stages approach to the evolution of the financial system, calling the current phase Money Manager Capitalism, characterized by “highly levered profit-seeking organizations” such as money market mutual funds, mutual funds, sovereign wealth funds, and private pension funds (Minsky 2008 [1986]). A number of structural changes have contributed to creating a fragile financial system. The ultimate outcome is repetitive bubbles, which turn into financial crises after blowing up. With government bail-outs to save financial institutions, after each crisis the financial sector “recovers” first, leaving long lasting impacts on the real economy in terms of lost output and prolonged unemployment—setting the stage for the next collapse. While the typical recession since the early 1970s has been relatively shallow, recovery has taken a long time as job creation is slow to resume.

Minsky rightly argued that relatively robust performance of the economy immediately after the post-war period was not due to the private sector becoming more stable, rather, it was the outcome of effective institutional constraints in the form of regulation, and creation of the Big Government and Big Bank. Another factor conducive to stability was that most debts had been wiped out during the depression leaving the private sector with little debt, simplifying balance sheets in Minsky’s terms. Additionally, a large government deficit gave households and firms a safe financial asset in the form of government debt that was leveraged to produce robust growth (Wray 2009). Over time, the ratio of government debt to GDP fell, while the private debt ratios grew.

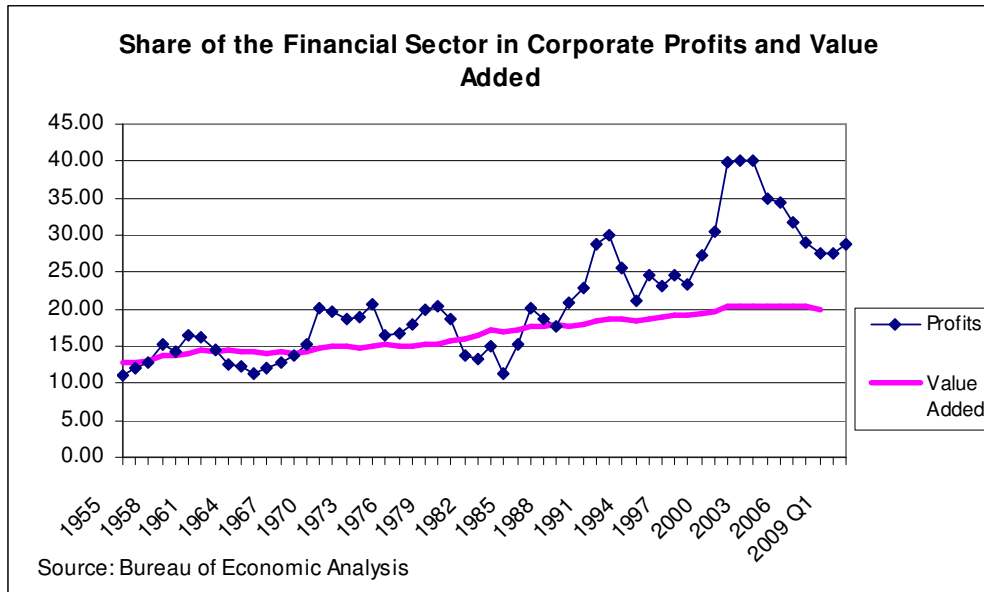
Meanwhile, the New Deal Reforms ensured the financial sector’s share of the economy remained fairly limited: it only performed a supporting role for the productive

sector. A number of rules helped to restrict concentration in the financial sector and forestalled the emergence of large institutions of “systemic importance”—especially the Glass-Steagall Act that separated commercial banks from investment banks ensuring a guaranteed profit for the former, as well as interstate banking rules that helped to limit the size of institutions and made regulating them easier. Thus, the immediate post war period experienced long expansion with mild recessions but no financial crises. But stability is destabilizing, and this long period of robust growth created the necessary conditions for financial crises to return. Financial innovations circumventing regulation eroded New Deal regulations, and the system gradually transitioned to fragility making another debt deflation possible.

Over time, we saw an increasing role for the financial sector, the so-called financialization of the economy. Unlike the early postwar period where finance played a peripheral role, largely supporting the industrial sector, in most developed countries it now dictated the rules of the game. Krippner defines financialization as a “pattern of accumulation in which profits accrue primarily through financial channels rather than through trade and commodity production” (Krippner 2005). Indeed, the distinction between “finance” and “industry” disappeared as major manufacturers such as General Electric and General Motors constructed financial arms that were (at times) far more profitable than their manufacturing business. This made the real economy vulnerable to the instability in the financial sector—since a financial crisis would threaten even manufacturers with bankruptcy.

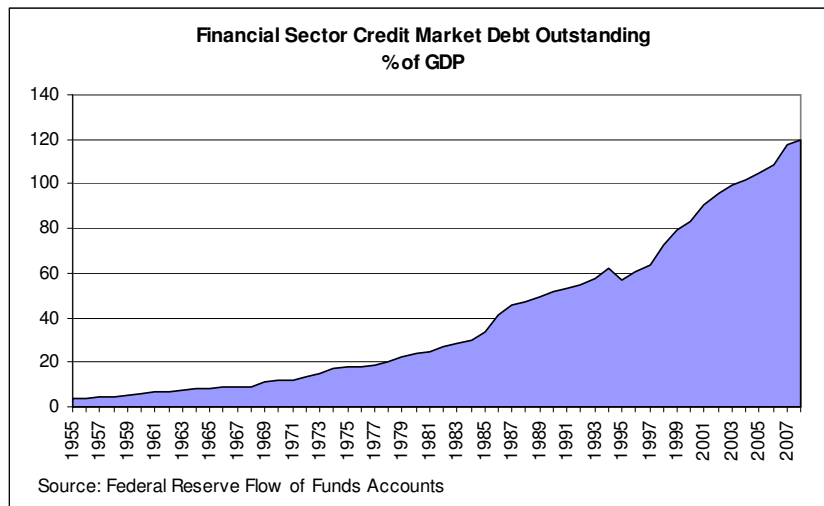
Figure 1 shows how the financial sector’s share of corporate profits rose rapidly (especially since the 1970s) while its contribution to gross value added has remained relatively stable. In recent years, while the financial sector contributed just 20 percent to GDP it reaped 40 percent of corporate profits.

Figure 1



The graph below depicts the financial sector’s outstanding debt. From the mid 1970s debt has been growing rapidly—much more rapidly than GDP or the income flows necessary to service the debt. This indicates that “leverage” or “layering” for the whole system has increased. Without the Big Bank and Big Government the graph would look very different: during each crisis the level of outstanding debt would decrease due to defaults. That was exactly what happened over the course of the 1930s—so that the economy emerged from the depression with almost no private sector debt. But without a large-scale debt deflation, the financial sector has been allowed to expand outstanding debt to 120 percent of U.S. GDP.

Figure 2



Hence, without a depression to wipe out debt, it continued to grow on trend. That is why the financial sector was able to capture an ever-rising share of profits. Not only did this hinder “real production” as firms and households had to devote larger portions of income to debt service, but also it focused capitalist attention on the financial sector rather than the “real” sector because it appeared to be more profitable.

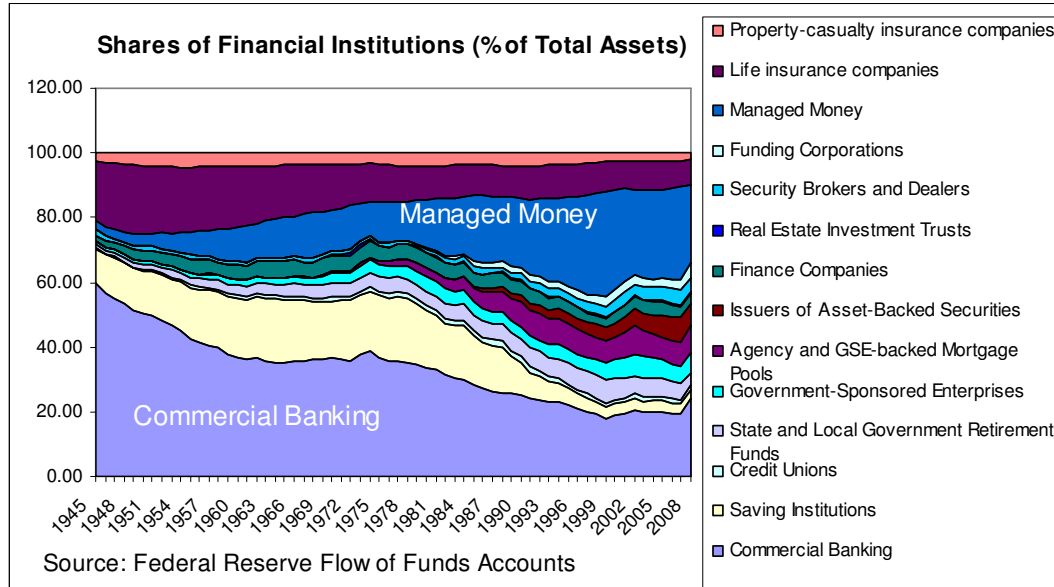
CONCENTRATION AND SHIFT TO THE SHADOW FINANCIAL SECTOR

The regulatory framework’s dismantling since the 1970s boosted growing concentration in the financial system. U.S. financial institutions grew in part because of the elimination of niche banking, allowing big banks to engage in a larger variety of financial activities. With globalization and the rise of securitization, many large domestic institutions became active participants in global financial markets thus growing even bigger. Each sector came to be dominated by a few large institutions with each institution being so large as to be able to bring down the whole system if it failed. By 2007 the top 4 banks accounted for over 40 percent of bank assets.

Another major transformation was the shift of the weight of the financial system away from banks and toward “markets” or what Minsky called managed money. Commercial banks and saving institutions have become a much smaller share of the financial sector as seen from the relative shrinking of their assets. In 2007, institutional

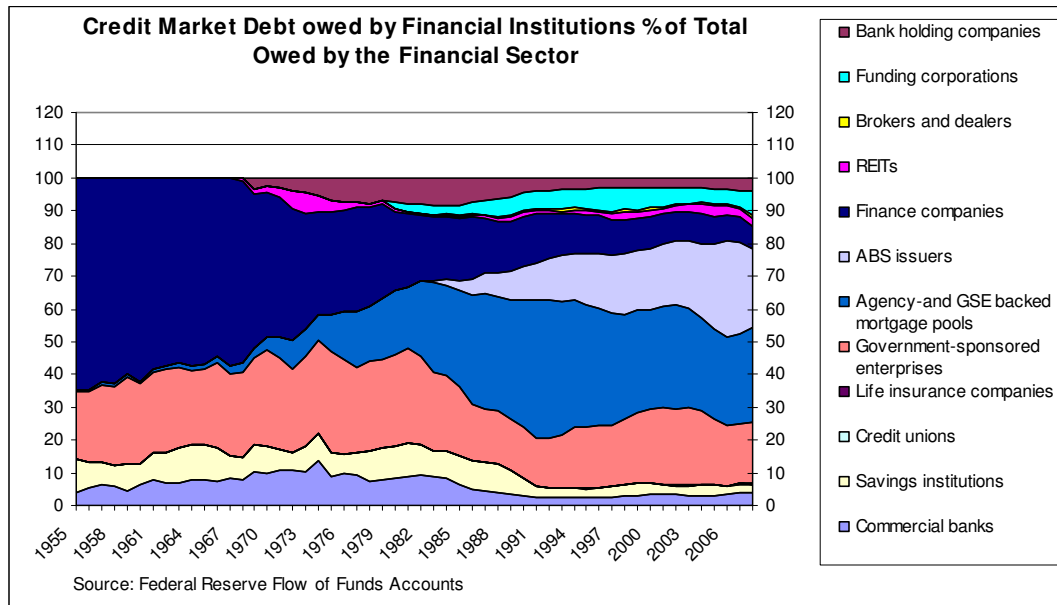
investors held about \$24 trillion, or 38 percent of total financial assets of the financial sector, compared to \$12 trillion, or 19 percent, held by banks (Flow of Funds Accounts). The rise of money managers has been accompanied by concentration of assets in each sector in the hands of very few institutions.

Figure 3



The graph below shows financial sector total credit market debt outstanding. Credit market debt owed by commercial banks, finance companies and savings institutions has decreased while borrowing by issuers of ABS, Agency and GSE backed mortgage pools as well as funding corporations has grown. A remarkable change is the increase of credit market borrowing by ABS issuers: from nothing in 1984 to more than 20 percent of total credit market borrowing in 2008. Issuers of ABS are Special Purpose Vehicles established to hold assets and issue debt obligations backed by those assets. These are not actual institutions but rather entities created for bookkeeping purposes (Guide to Flow of Funds Accounts). Banks set up ABS issuers to move securitized assets from their balance sheets to that of the former. These Special Purpose Vehicles then issue bonds and commercial paper which are backed by the assets in the pool. This allows regulated banks to avoid capital and reserve requirements—increasing leverage and return on equity.

Figure 4



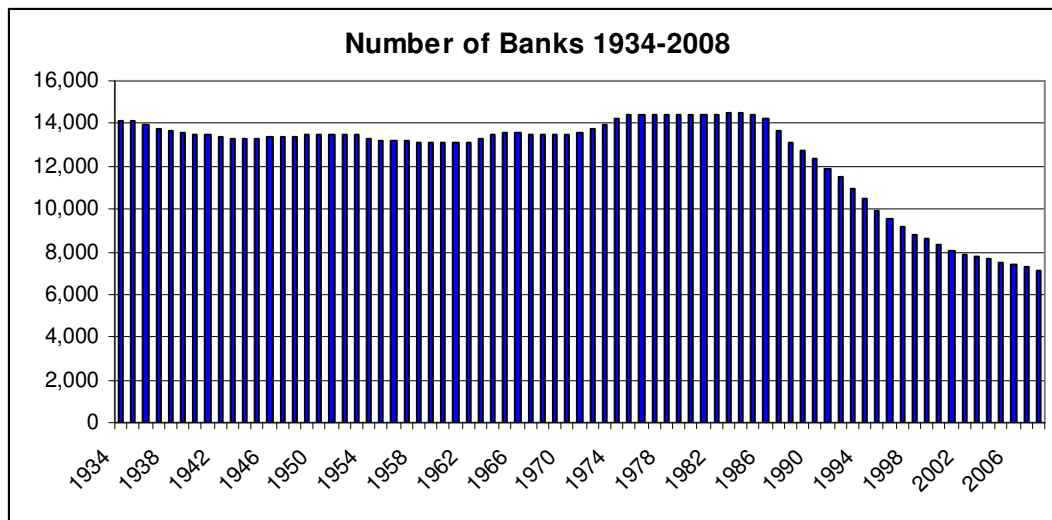
THE BANKING SECTOR

Following his dissertation advisor, Schumpeter, Minsky argued that banks are central to the operation of a capitalist economy and that the assets and liabilities of banks largely determine the financial framework of the economy (Minsky 2008 [1986], p. 354). The fragility of the financial structure is based on the quality of loans made by bankers. If bankers finance risky operations, they become fragile. Before the invention of securitization, banks were interested in granting loans only to creditworthy customers. As Minsky argued, a successful loan officer was considered to be “a partner of a borrower” (Minsky 2008 [1986], pp. 260-261). Financial innovations such as securitization and Credit Default Swaps, however, have separated risk from responsibility, contributing to a deterioration of loan quality and hence greater fragility. Deregulation allowed banks to engage in all sorts of risky activities many of which are incompatible with the role banks are supposed to play. Many of the larger banks have changed so much that it is unclear whether they can be called banks—since they did little underwriting, and tried to shift

risks off balance sheets—either by packaging and selling assets or by purchasing “insurance” in the form of CDSs.

As shown in the graph below, the number of commercial banks has decreased by half to about 7,000 banks in the past two decades not counting the failure of many small banks that will come in the months ahead. This is remarkable considering that the number of institutions was almost constant at about 14,000 from 1934 to 1985. Of course, this reflected two trends: rising concentration but also the shift of importance to “markets” or what are called shadow banks.

Figure 5



Deregulation has contributed to increased banking concentration, largely due to the elimination of Glass-Steagall as well as the outcome of the “too big to fail” policy response during each crisis. Concentration has made the financial sector more fragile by creating a few large institutions that dominate more than half of the sector. The top 18 banks currently hold about 60 percent of total assets with the top 4 holding about 40 percent (this is even higher than pre-crisis levels)—compared with only 23 percent of total bank assets in 1992. Further, as compared with 1992, these are now “universal banks,” permitted to engage in a wide range of financial activities, from commercial banking to investment banking and to insurance.

Figure 6

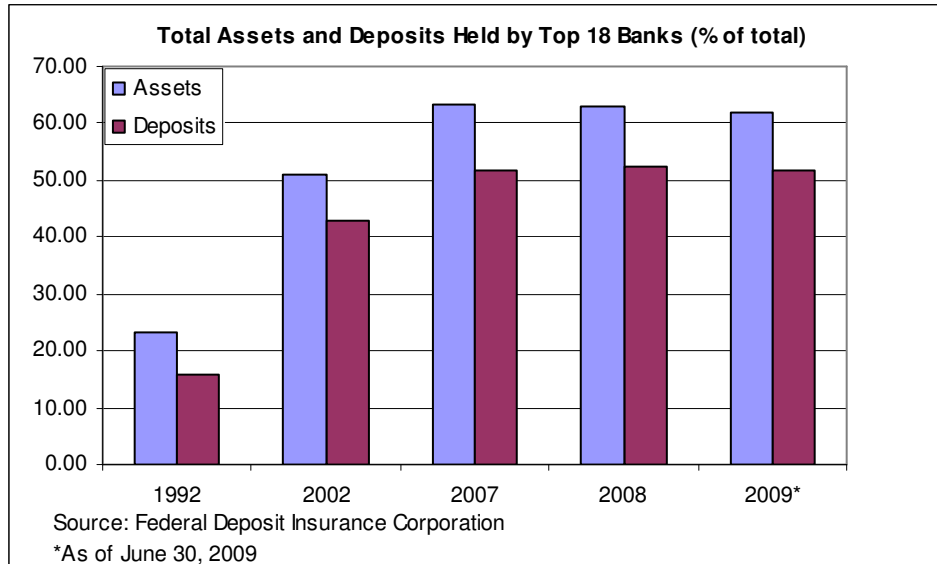
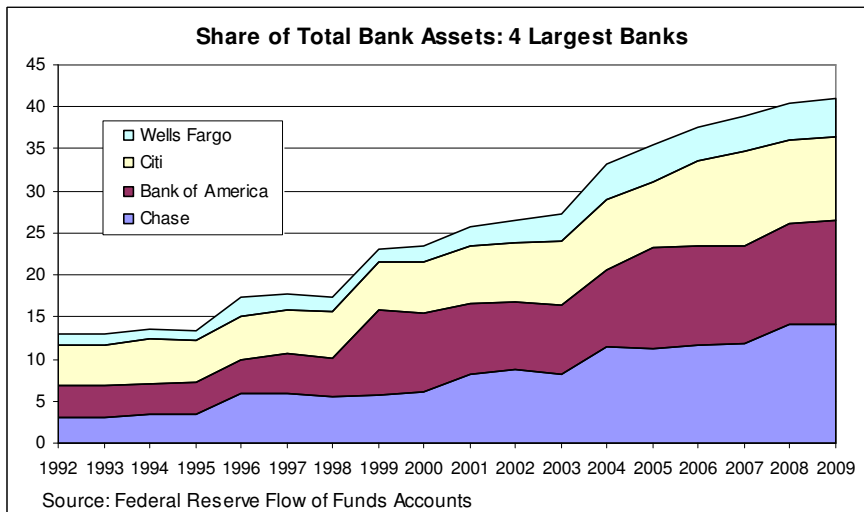
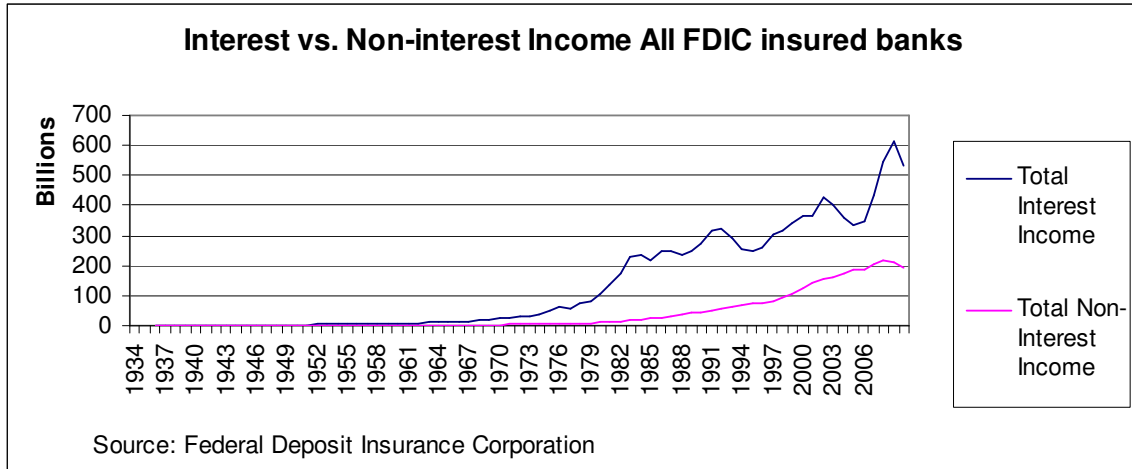


Figure 7



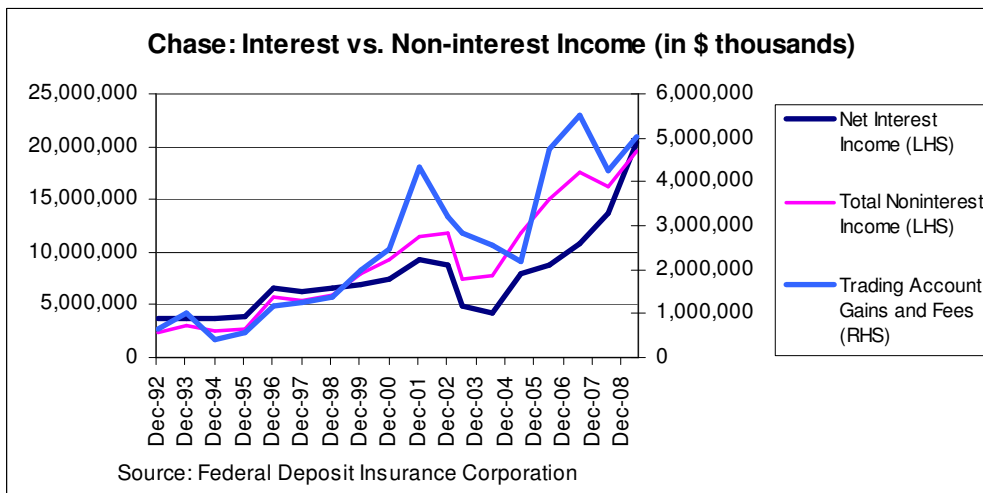
The income statement and the balance sheets of commercial banks reveal the changes that these institutions have undergone. In particular, noninterest income has become a larger share of income—see the next figure. Much of this comes from “off-balance sheet” activities; according to Mishkin noninterest income from off-balance sheet activities of banks increased from 7 percent of total income in 1980 to 44 percent in 2007. (Mishkin 2007) Some of this comes in the form of fees, some from trading.

Figure 8



The largest U.S. bank holding company is JPMorgan Chase. Unlike the smaller banks or banks as a whole, its noninterest income has exceeded interest income. The largest chunk of the noninterest income (about a quarter) comes from Trading Account gains and fees. The next biggest category is Net Securitization Income and Servicing Fees, averaging nearly 15 percent of noninterest income from 2002-2009. Investment banking, advisory, brokerage, and underwriting fees and commissions have averaged 13 percent. Hence these three categories together have been the source of more than 50 percent of noninterest income. Indeed, at the peak of the boom, noninterest income was twice as big as net interest earnings.

Figure 9



As Minsky argued, if bankers put emphasis on the value of collateral rather than expected cash flows, a fragile financial system emerges because loan viability depends on expected market value of the assets pledged (Minsky 2008 [1986], p. 261). This is precisely what has happened: banks originated mortgages which largely depended on the value of the collateral and especially on the bubble to maintain rising prices. Commercial and Industrial loans have decreased from 20 percent of total assets to 10 percent on average. This indicates that the larger banks aren't really in the business of making loans to businesses. Therefore, the major rationale for bailouts of the biggest banks--that capital injections into the larger banks will get credit flowing again to business--is fundamentally flawed. Help for small and medium sized banks might lead to more business loans, but the biggest banks are largely focused on other activities.

Table 1.1

Top 18 Banks (% of Assets)—Source FDIC	1992	2002	2007	2008
Net Loans and Leases	59.58	54.26	56.40	47.50
All real Estate Loans	21.39	25.78	30.13	25.00
Commercial Real Estate	4.29	4.09	3.77	3.71
1-4 family residential	11.47	18.18	21.89	17.34
Commercial and Industrial Loans	20.67	13.11	11.80	10.91

Table 1.2

Top 3 Banks (% of Assets) –Source FDIC	1992	2002	2007	2008
Net Loans and Leases	65.72	49.32	47.37	43.03
All real Estate Loans	23.73	17.16	22.46	22.73
Commercial Real Estate	3.53	2.00	1.83	1.91
1-4 family residential	13.48	12.33	17.69	17.22
Commercial and Industrial Loans	21.58	13.84	11.68	10.28

Table 1.3

All Other Banks (% of Assets) – Source FDIC	1992	2002	2007	2008
Net Loans and Leases	55.46	61.17	67.79	65.83
All real Estate Loans	25.79	32.81	40.85	41.78
Commercial Real Estate	8.28	11.77	15.35	14.66
1-4 family residential	13.75	14.54	13.06	16.05
Commercial and Industrial Loans	13.67	12.62	14.21	12.52

These tables show the loan composition of banks. We have divided the banks into 3 groups: the largest 3, the largest 18, and all remaining banks. Larger banks are quite different from smaller banks in terms of the quantity as well as the type of loans. The largest 3 banks' loans and leases have decreased from 65 percent of total assets to about 43 percent in just over 15 years. Real estate loans have remained relatively stable at around 22 percent, however, 1-4 family residential loans (which were the main product for securitization) have risen. A very important change is the decrease in commercial and industrial loans—from about 22 percent of total assets to 11 percent in the last 15 years. The picture is fairly similar for the top 18 banks.

Commercial loans are granted with the expectation of future cash flows. Residential loans, on the other had, were increasingly made against the value of collateral. Reliance on residential mortgages made the banks vulnerable to changing conditions in the housing market thus giving rise to fragility.

Declining net loans and leases has been accompanied by increasing trading. For example, at Chase trading has increased from 2.57 percent of assets in 1992 to about 21 percent of assets in 2008 and for BOA from 2.43 percent of assets in 1992 to about 11 percent in 2008. A decrease in loans has also been compensated by holding more securities (rising from 5 percent to 17 percent of assets), and particularly asset backed securities. At Citibank loans and leases have decreased to about 44 percent from over 64 percent of assets. Securities peaked at the end of 2006 at over 20 percent of assets and trading account assets at over 17 percent of assets in 2007. In sum, these data show that

the larger banks are different from traditional banks: for the most part, lending to the productive sector is less important for them.

INNOVATIONS

Two “innovations” played an especially important role in transforming the system towards fragility: securitization and credit default swaps; the two developments hand-in-hand with banks securitizing every type of loan and the CDS issuers “insuring” these securities. This was very important in promoting the belief that lack of underwriting was not important. Various kinds of insurance, including buy-back guarantees as well as CDSs made the securitized mortgages (and other types of loans) appear safe, and thus, supported high prices for them. At the peak of the bubble mortgage backed securities were about 70 percent of total securities of the large banks and about 50 percent for smaller banks. Larger banks securitized from 40 to 60 percent of 1-4 family residential loans, selling securities to managed money. AIG and other sellers of CDS were eager to “insure” all these risks, enhancing credit.

CDSs are marketed as insurance, or a way to hedge against risks and therefore distribute it to market participants who are most willing and able to bear it. However, as Lewis (2009) nicely explains, CDSs create risk out of thin air, essentially allowing holders to make bets on the death of assets, firms or even national governments. CDSs were initially used to safeguard investments in company bonds but with the increasing levels of securitization any type of debt came to be viewed as insurable by CDSs. Wall Street banks also used CDSs to mask the risks they had on their books. By engaging in risky activities and meantime “hedging” by buying CDSs banks seemed to remain relatively risk free in the eyes of regulators. It could get pretty convoluted because CDSs allowed one to make bets on failures of assets, firms, or even nations. Goldman Sachs for example declared that it was immune to AIG’s failure because it had hedged against that by buying CDSs betting on AIG’s failure (Lewis 2009). In other words, Goldman could hold risky securities, purchase “insurance” from AIG on those securities, then make a bet that AIG would fail to honor that insurance—and thereby seemingly protect itself from

any risk. But for any such bet, there is a counterparty that must make good—and that is eventually what brought the whole superstructure to crisis.

The data on derivatives is impressive. JPMorgan Chase, for example, held derivatives worth 6,072 percent of its assets at the peak of the bubble in 2007. The other two giants, Citigroup and Bank of America, although still far behind Chase, had 2,022 percent and 2,486 percent respectively. Goldman Sachs, the other giant, had an astonishing amount of derivatives on its balance sheets: 25,284 percent of assets in 2008 and 33,823 percent as of June 2009. Citigroup and BOA now have more of this risk on their books than before the crisis (FDIC SDI database).

Table 2. Notional Value of Derivatives of 3 Largest Banks (% of Assets)

Year	1992	1993	1994	1995	1996	1997	1998	1999	2000
BOA	29%	149%	331%	568%	771%	622%	744%	975%	1214%
Citi	-	-	-	-	-	-	1017%	930%	1064%
Chase	-	-	-	-	1769%	2180%	2905%	3240%	4004%
Year	2001	2002	2003	2004	2005	2006	2007	2008	June 30, 2009
BOA	1588%	2062%	2227%	1655%	1864%	1950%	2022%	2111%	2221%
Citi	1083%	1235%	1421%	1841%	2177%	2286%	2486%	2399%	2527%
Chase	3992%	4363%	5529%	4236%	4425%	5186%	6072%	4744%	4562%

Source: Federal Deposit Insurance Corporation, SDI database

The largest chunk of these derivatives is interest rate swaps. It is still unknown how large the CDS market is as the derivatives market is mostly unregulated. The graphs below depict the level of Credit Derivatives (the notional amounts). FDIC doesn't break down this data any further, hence we can't know for sure how much of this is CDS. However, estimates were that at the peak, CDSs totaled globally \$60 to \$70 trillion, or perhaps 10% of total derivatives.

Figure 10.1

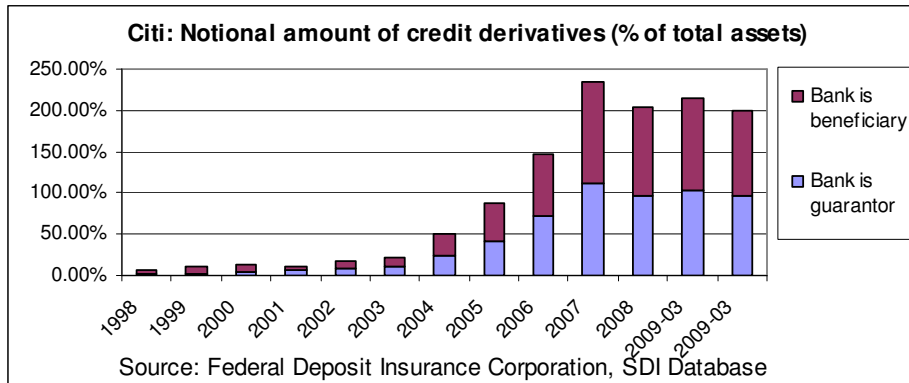


Figure 10.2

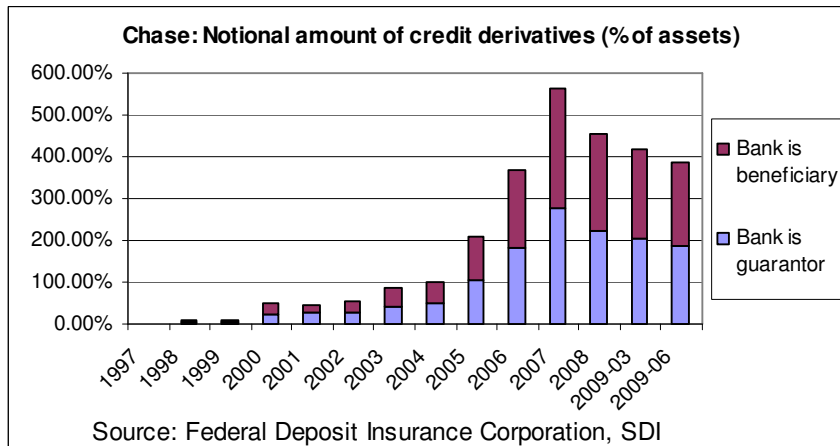


Figure 10.3

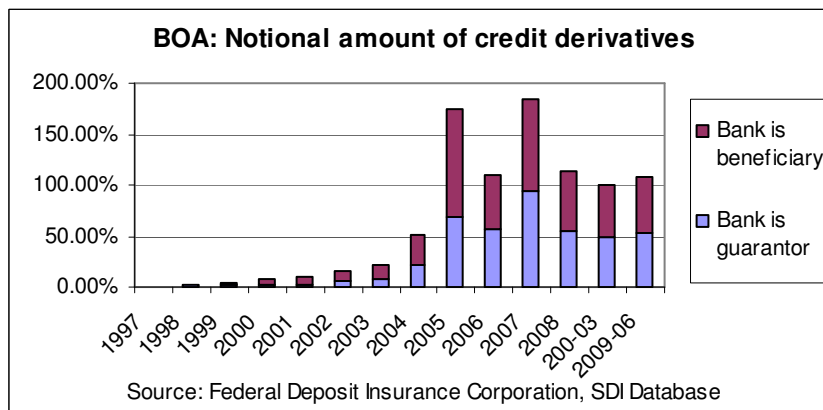
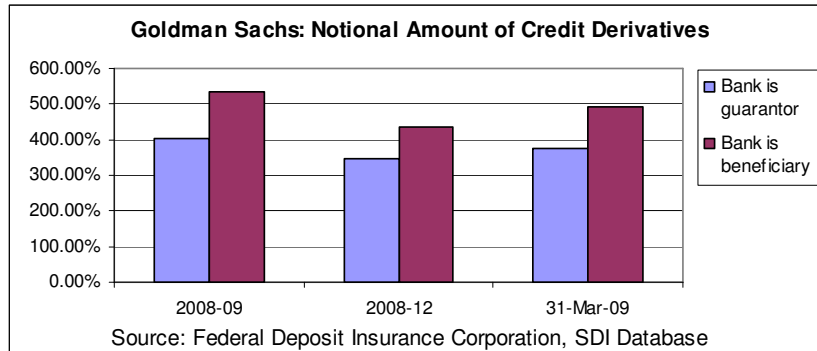


Figure 10.4



This is important since small losses on derivative holdings can wipe out bank capital. Derivatives are not counted in capital ratios. They allow banks to hedge risks, but also to take on risks by betting with derivatives. This allows them to increase leverage tremendously. We found out just how important this was when AIG failed. It used bailout funds to pay off bad bets made by Wall Street banks, including Goldman, on CDOs. In addition, there were apparently \$10 billion in bad debts which AIG has so far refused to cover. These appear to be pure gambling by its (bank) counterparties. That is, the banks placed bets on securities they did not hold. At the time of writing this paper, the information is still secret as the Federal Reserve Bank of New York (which handled the bailout of AIG) refuses to release the details.

DISPARATE EFFECTS OF THE CRISIS ON FINANCIAL INSTITUTIONS

There has been a major redistribution of wealth and power in the financial sector as a result of the crisis. Wall Street as a whole shrank but not all companies have been affected equally by the crisis. The market capitalization of Citigroup, for example, has shrunk 62 percent since the peak of the market and it could shrink more since it is still on government support. Bank of America's market value has decreased by 45 percent since the peak. It has however, become bigger, in terms of asset size, by acquiring Merrill Lynch. JPMorgan Chase has been the largest beneficiary of the crisis, surpassing Citigroup and Bank of America as it became the largest bank in the U.S. Its value has decreased from the peak of the market but only by about 6 percent, a small decline

compared to its peers. To some extent it appears that this result is due to the more cautious approach that Morgan took to the new types of assets. Wells Fargo became the fourth largest bank in the U.S., in terms of assets, after acquiring Wachovia. It has grown over 12 percent from the peak of the market. And note that peak was also the peak of the bubble.

So far, the government has actually favored consolidation when faced with a failing financial institution. By creating mega-institutions, government's bailout has given them immunity for future crises by labeling them "too big to fail" and "systemically important" (while it refuses to provide a list naming its favored institutions, the list certainly includes the top 20). Determining which institutions will be bailed out and which will go under, the government has conducted a major redistribution of wealth and power that could have far reaching implications for the future.

Table 3. Absolute and Relative Size of Largest Institutions

	Market peak - Oct 9, 2007 (\$bln)	Share of largest 29 at peak (%)	Market Trough - March 9, 2009 (\$bln)	Share of largest 29 at trough (%)	Market capitalization as of January 26, 2010*	Share of largest 23 at trough (%)	Change from the peak of the market (%)
Market capitalization of 29 largest institutions	1870	100	290	100	867.1	100.0	
Citi Group	236.9	12.7	5.8	2.00	89.7	10.3	-62.1
Bank of America	233.3	12.5	24	8.28	127.8	14.7	-45.2
AIG	179.8	9.6	5.7	1.97	3.3	0.4	-98.2
Chase	161	8.6	59.8	20.62	151.5	17.5	-5.9
Wells Fargo	124.1	6.6	42.3	14.59	139.8	16.1	12.6
Goldman Sachs	103.5	5.5	37.3	12.86	77.6	8.9	-25.1
Morgan Stanley	73.4	3.9	17.7	6.10	37.2	4.3	-49.3
Fannie Mae	65.2	3.5	2.1	0.72	1.1	0.1	-98.3
American Express	74	4.0	12.5	4.31	45.4	5.2	-38.6
Capital One	30.1	1.6	3.4	1.17	15.9	1.8	-47.3
Bank of NY Mellon	51.2	2.7	20.7	7.14	35.4	4.1	-31.0
Freddie Mac	41.5	2.2	1.2	0.41	0.8	0.1	-98.1
Merrill Lynch	64.1	3.4	BofA	--	--	--	--
Wachovia	101.7	5.4	Wells Fargo	--	--	--	--
Washington Mutual	31.3	1.7	Chase	--	--	--	--
Lehman Brothers	34.3	1.8	Bankrupt	--	--	--	--

Source: New York Times for October 2007 and March 2009; Yahoo Finance for January 26

POLICY RESPONSE

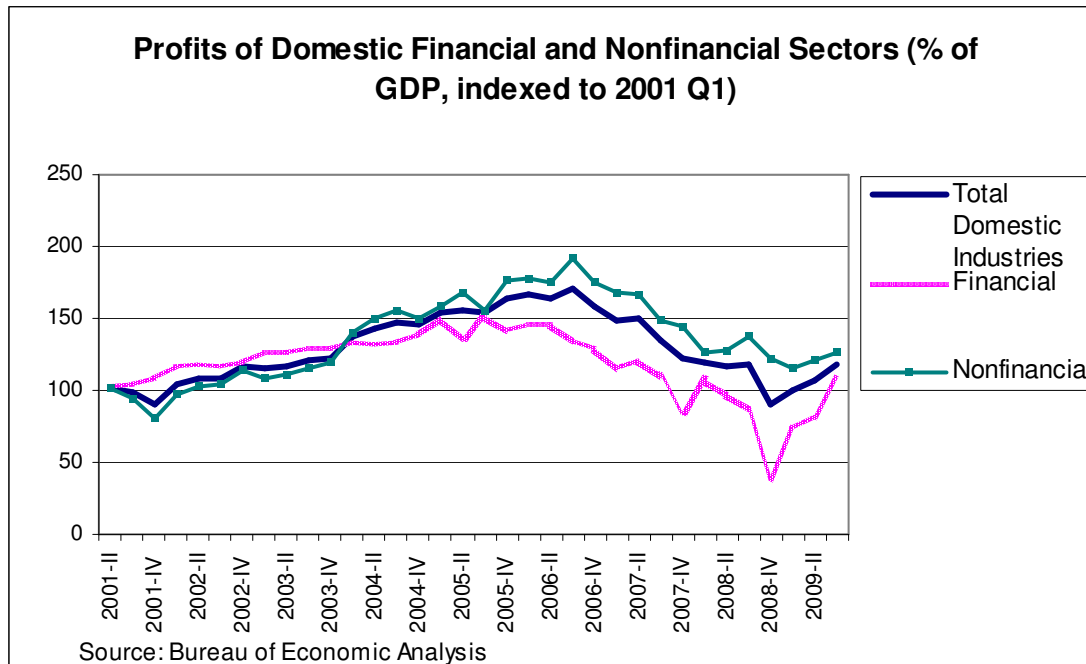
When the bubble burst and a global crisis was created, it seemed that there was a general consensus for meaningful reform. It was obvious that deregulation, de-supervision, and self-regulation had failed and that real change was necessary to prevent the system from destroying itself. Additionally, reform was virtually required to attenuate public anger over the bailouts. In the eyes of many, the economy has survived the worst and is on a path to a recovery. Many economists now argue that it is time for the government to work out an exit strategy to downsize its share in the financial sector. Those fearing inflation have also argued that the Fed will soon need to start raising interest rates. Many on Wall Street, who were very eager to receive government support when their institutions were

failing, are now arguing that government intrusions are unacceptable. In fact, despite major injections of bailout funds, the government has actually played a negligible role in the decision making of those firms it helped. One year after President Obama took over, the government hasn't made any significant progress in reforming Wall Street.

There have been few criminal prosecutions of the financial geniuses who engineered the crisis. Executive pay is still at all-time highs with Goldman Sachs' 30,000 employees expected to get as much as \$700,000 each in bonuses (Berenson 2009). On top of everything else, large banks still reap government subsidies: the Washington Post reports that banks with more than \$100 billion in assets are getting a competitive advantage by being able to borrow at interest rates 0.34 percentage points lower than rates charged to the rest of the industry (that advantage was only 0.08 percent in 2007). (Cho 2009). Banks have been making record profits with Goldman Sachs, Merrill Lynch, Morgan Stanley, and the investment banking division of JPMorgan Chase reporting \$22.5 billion in earnings in the first nine months of 2009.

So we do realize that many point to reported profits of the megabanks as evidence that the policies have worked, although we are very skeptical of the claim that the crisis is over. Above we have argued that these policies have promoted consolidation and concentration. Further, they have permitted banks to continue to do what they were doing—that is, to engage in risky practices. It is not possible to say with certainty how banks have been able to manufacture profits even though they are not making loans, and even though they still hold billions of bad, delinquent loans. The reported profits come from trading activity. It is relatively easy to manufacture profits on trades of opaque assets that do not have real market prices—indeed, that is exactly what led to the crisis. We suspect that most of the reported profits result from “quid pro quo” trades—you buy my bad assets at inflated prices, I buy yours, and we both book big profits. That is exactly what U.S. thrifts did in the 1980s. In any event, the financial sector is again capturing an outsized share of corporate profits—which we believe is not a good sign even if the profits are real—as shown in the next graph.

Figure 11



We are also doubtful that the U.S. economy is really recovering. First, GDP got a big boost from the “cash for clunkers” program in which the U.S. government offered a subsidy for new car purchases on the condition that older cars were crushed. Table 4 shows the boost this added to third quarter 2009 GDP growth: 1.45 percentage points while total GDP growth was 2.2 percent. More recently, most economic growth has resulted from inventory investment as business refilled shelves. The 5.7 percent GDP growth for the fourth quarter of 2009 came from 3.39 percent growth in inventories and only 2.34 percent growth in final sales of domestic product. Since the stimulus package will have run out by summer 2010, and since no large fiscal package is likely to be forthcoming, we doubt that a true recovery will get underway. Finally, when we look at the global deflationary pressures that exist—with the lone exception of the “Brics” (Brazil, India and China)—we do not see where the impetus for growth will come from.

Table 4. Contributions to Percent Change in Real Gross Domestic Product by Major Type of Product (Seasonally Adjusted at Annual Rates)		
Gross domestic product	2009-III	2009-IV
Total GDP Growth	2.2	5.7
Final sales of domestic product	1.54	2.34
Durable Goods	0.76	-0.01
Non-Durable Goods	0.15	1.71
Services	0.7	1.14
Structures	-0.06	-0.5
Change in private inventories	0.69	3.39
Durable Goods	0.88	2.07
Non-Durable Goods	-0.19	1.32
Addenda:		
Motor vehicle output	1.45	0.61
Source: Bureau of Economic Analysis		

Obama warned Wall Street that this is going to be “the most ambitious overhaul of the financial system since the Great Depression,” but he is not going to impose real change: “Instead, we are calling on the financial industry to join us in a constructive effort to update the rules and regulatory structure to meet the challenges of this new century... We have sought ideas and input from industry leaders, policy experts, academics, consumer advocates, and the broader public,” (Obama 2009) The government is looking at Wall Street with naïveté, hoping it will reform itself. However, if something can be learned from the crisis it is that we cannot rely on these institutions to self-regulate. Geithner’s proposed legislation seeks to give the government the ability to take over failing giant institutions and to resolve them in an orderly manner to prevent ripple effects throughout the system. This proposal is not only not bold enough but is also redundant as the government already has the power to take over and resolve large institutions like it did in case of the Continental Illinois Bank (Johnson 2009). Hence, the regulatory reform proposal of the administration is timid and appears to be aimed at saving the system as it is, without any major changes. But even a conservative proposal like this is highly unlikely to make it far considering the strong resistance from the financial sector and its track record of effectively blocking any change it doesn’t like.

A progressive policy aimed at solving the issue of too big to fail institutions would break down every institution that is considered to be “systemically important” into smaller functional pieces. Too big to fail institutions shouldn’t be allowed to exist. They are too complex and too big to be safely managed and resolved if necessary. Allowing such institutions to exist gives too much power, both market and political, to behemoths. Instead, the FDIC should be required to determine which large banks are insolvent based on current market values. The balance sheets of the top 20 banks should be examined on a consolidated basis, with derivative positions netted (data indicates that most derivatives are held by the biggest banks, which serve as counterparties for one another). After netting positions, the insolvent banks would be resolved following two principles: resolution at the least cost to the FDIC and with a view to downsizing institutions. The ultimate objective must be to minimize impacts on the rest of the banking system. It will be necessary to cover some uninsured losses to other financial institutions as well as to equity holders (such as pension funds) arising due to the resolution. (Auerback and Wray 2009)

One option is close regulation of securitized products and establishing a centralized clearinghouse for derivative trades is the second major component of the plan. Originators of securitized products would have to keep some portion of those assets on their books. However, a large part of the disturbances of the early 2008 were due to Bear Stearns, Lehman Brothers, and others doing exactly that (Johnson 2009). This and other types of recursive arrangements were the main reason why many institutions went insolvent and were near the brink of failure. This proposal is actually rather conservative considering the role that mortgage backed securities played in the debacle of the financial system. Even today many supporters of securitization defend it as a good tool for distributing risks to those who are most willing to bear it. But we have learned during this crisis that those who are most willing to bear the risk might not always be able to do so. Moreover, distributing risk doesn’t eliminate it from the system—indeed it increases it by removing the incentive to underwrite. Without going further into detail on the flaws of securitization which have been extensively examined, we argue that securitization should be forbidden altogether as an activity that regulated and protected banks would be permitted to undertake. By separating risk from responsibility, it creates perverse

incentives and helps generate bubbles which will inevitably burst. Auerback argues that banks should be required to keep loans on their balance sheets as there is no public purpose served by selling loans to third parties. And as we have seen, there can be substantial negative consequences (Auerback 2009).

Many critics have proposed legislation to deal with the issue of credit default swaps, a major factor magnifying the effects of the crisis. For example, a popular proposal is to create a regulated exchange for credit default swaps and other financial derivatives through which banks and other financial institutions will be required to trade these instruments. That would make the market more transparent, and could reduce counterparty risk. But even this very conservative policy has received strong resistance from the financial sector and going into the third year of the crisis, the derivatives market is still largely unregulated. The financial lobby is actively working to water down any regulatory tightening on derivatives, a major source of profits and hence bonuses for the banks.

We think that it would be best to simply forbid regulated and protected banks from using credit default swaps—they should bear the risks so that they have an incentive to do proper underwriting. Hence we agree with what analysts have rightly argued, that banks should be forbidden to buy or sell credit default insurance as they don't serve any public purpose. These are merely a vehicle for the financial sector for redistributing wealth and reaping massive profits. CDSs allow the lender to be paid off even when the borrower defaults on their asset thus making the bank indifferent to the creditworthiness of the borrower. The solution to the CDS problem is to make big banks net out gross CDS positions among themselves and then forbid their use of credit default swaps altogether. (Auerback and Wray 2009)

Perhaps the best part of the proposal put forward by Washington, and the one least likely to pass is the creation of a new consumer finance protection agency which would protect consumers from deceptive practices and abuse. It would have the power to regulate mortgages, credit cards and any other form of consumer debt. As the New York Times reports, however, big financial institutions have unified with smaller community banks to fight against the creation of this agency. We realize that the Fed would like to take over control of this function, but it has demonstrated over the past several decades

that it is particularly ill-suited to protect consumers. It is captured by its owners—the member commercial banks.

Most recently, under the pressure of public anger, Obama proposed a new “Volcker Rule” that would prohibit regulated and publicly insured financial institutions from operating hedge funds, private equity funds, or engaging in proprietary trading. The expectation is that by somewhat limiting the types of activities these institutions can be engaged in, their further consolidation will be prevented and they will even shrink. This is a step in the right direction but is not nearly enough to make the financial sector safe. Any institution that has access to the Fed and to the FDIC should be prohibited from making any kind of trades. They should return to their traditional roles of making loans, purchasing securities, and then holding them through maturity. Any bank that is unhappy with these new conditions can hand back its bank charter and become an unprotected financial institution. Those that retain their charters will be treated as public-private partnerships, which is what banks are. They put up \$5 of their own money, then gamble with \$95 of government (guaranteed) money. The only public purpose they serve is underwriting, and that only works if they hold all the risks.

And finally, the solution to the current mess should not bypass the issue of fraud. It is rampant in the financial sector and has certainly increased since the crisis. (Where do you think all of those record profits come from?) Fraudulent institutions must be shut down, investigated and their management jailed.

It is obvious that the bailout policies haven’t worked to fix the economy. Trying to save the system as it is and even exacerbating the already existing problems along the way create the necessary conditions for another massive financial crisis and even a depression to occur in the not so remote future. Bank balance sheets haven’t been simplified, financial institutions haven’t been restructured, and concentration problems haven’t been resolved. The only changes that have taken place have been superficial and have contributed to making the system even more fragile. Debts are still at historically high levels. The four large banks have derivatives on their balance sheets which are thousands of times more than their assets. The fundamental causes of the crisis haven’t been addressed; the system today is in a worse shape than it was prior to the crisis. The

reforms proposed by the government will not prevent any future crises and they wouldn't have prevented this one if they were in place.

The more progressive policies proposed above would help simplify the financial system, reduce concentration, and decrease its size relative to the economy, something that the administration's proposal will fail to achieve. We will also need debt relief for households. This can include a package of policies that would replace unaffordable mortgages with better terms provided by strengthened GSEs. Some underwater mortgages should be foreclosed, with homeowners converted to renters with an option to repurchase the home later. Tax relief and job creation will help to boost ability to service debt, and will help to jumpstart the economy so that firms can stop downsizing. The public retirement system will need strengthening and real health care reform is required.

The role of managed money must be reduced; this can be encouraged by eliminating various subsidies including tax-advantaged saving. In the place of private pensions we need to expand and strengthen publicly provided pensions. Of course, all of this is a movement in the opposite direction to that currently envisioned by the Obama administration—which is actually trying to increase the financialization of health care by forcing all individuals to purchase health “insurance.” And managed money is looking to financialize death (through securitization of “death settlements,” buying up life insurance policies of people with terminal illnesses) (Auerback and Wray 2009). Managed money is searching for its next bubble which is probably in commodities futures (again) or carbon futures trading. Unless it is constrained, another boom and bust is inevitable.

Minsky argued that depressions play a useful role for capitalist economies: they simplify balance sheets by wiping out financial assets and liabilities. The result is a system where hedge units are a majority, which therefore is relatively stable. One reason why financial fragility has built up over time in the postwar period was because there were no depressions. To be sure, there were financial crises that wiped out a significant proportion of debt in the economy, but as Big Government and Big Bank set floors and ceilings in the economy, each time the system recovered with still high levels of debt. Experience shows that this is not sustainable. While we are not advocating that the government allow a 1930s style debt deflation, we argue that for any policy to be

effective in the longer run, it needs to involve balance sheet simplification, but without depression.

The government has all the powers necessary to reregulate Wall Street. New Deal reforms were very successful in containing instability for a couple of decades. But innovations as well as deregulation rendered these ineffective. Minsky argued that the Fed and legislation can guide the evolution of the financial system to constrain instability by encouraging institutions and practices that reduce instability and constraining those that enhance it. He also argued that if the Fed can intervene to put a floor on the collapse it must also take initiative to “prevent the development of practices conducive to financial instability” (Minsky 2008 [1986]). The current crisis was a warning sign. The question is: will we take this warning seriously and reform the system or do we need another Great Depression to finally bring about real change.

“The profit-seeking bankers almost always win their game with the authorities, but in winning, the banking community destabilizes the economy the true losers are those who are hurt by unemployment and inflation.” (Minsky 2008 [1986], p. 279)

As long as there are large pools of managed money looking for high returns, the question is where the next bubble will develop. The only hope is a substantial downsizing of managed money, which will help to reduce the influence of money managers on our economy and our political system.

REFERENCES

- Anderson, J. 2009. "Wall Street Pursues Profit in Bundles of Life Insurance." The New York Times, September 6.
- Andrews, E. and D. Sanger. 2009. "U.S. Is Finding Its Role in Business Hard to Unwind." The New York Times, September 14.
- Auerback, M. and L.R. Wray. 2009. "Banks Running Wild: The Subversion of Insurance by 'Life Settlements' And Credit Default Swaps." Policy Note 2009/9. Annandale-on-Hudson, New York: Levy Economics Institute.
- Auerback, M. 2009. "Obama's finance reform speech fizzles; big banks set to reinflate bubble." Posted on New Deal 2.0 Website. September 16.
- Berenson, A. 2009. "A Year After a Cataclysm, Little Change on Wall St." The New York Times, September 12.
- Cho, D. 2009. "Too Big to Fail Have Grown Even Bigger: Behemoths Born of the Bailout Reduce Consumer Choice, Tempt Corporate Moral Hazard." Washington Post, August 28.
- D'Arista, J. 2009. "Financial Concentration." Working Paper No. 3. Wall Street Watch, August. www.wallstreetwatch.org.
- Ferguson, T. and R. Johnson. 2009. "Too big to bail: the 'Paulson Put,' presidential politics and the global financial meltdown, Part 1: From shadow financial system to shadow bailout." *International Journal of Political Economy*, vol. 38, no. 1.
- Flow of Funds Accounts of the United States, 1945-2008. June 11, 2009.
- Guide to Flow of Funds Accounts. Volume 2 .
- Johnson, S. 2009. "The Defanging of Obama's Regulation Plan." The New York Times, June 18.
- Krippner, G. 2005. "The Financialization of the American Economy." *Socio-Economic Review*, vol. 3, iss. 2, p. 173.
- Labaton S. and J. Zeleny. 2009. "For Obama, a Chance to Reform the Street Is Fading." The New York Times, 15 September.
- Lewis, M. 2009. "The Man Who Crashed the World." Vanity Fair, August.
- Minsky, H. P. 2008 [1986]. *Stabilizing an Unstable Economy*, New York: McGraw Hill.

- Mishkin, F. 2007. *The Economics of Money, Banking and Financial Markets*, 8th ed. Boston. Pearson Education.
- Obama, B. 2009. Normalcy Cannot Lead to Complacency, Speech delivered in New York, September 14, available at <http://www.whitehouse.gov/blog/Normalcy-Cannot-Lead-to-Complacency>
- Ross Sorkin, A. 2009. “A Tough Crowd on Wall Street.” *The New York Times*, September 15.
- Tymoigne, E. and L.R. Wray. 2009. “It Isn't Working: Time for More Radical Policies.” Public Policy Brief No. 105. Annandale-on-Hudson, New York: Levy Economics Institute.
- Wray, L.R. 2009. “The rise and fall of money manager capitalism: a Minskian approach.” *Cambridge Journal of Economics*, 33, pp. 807–828.