

Levati, M. Vittoria; Nicholas, Aaron; Rai, Birendra

Working Paper

Testing the framework of other-regarding preferences

Jena Economic Research Papers, No. 2011,041

Provided in Cooperation with:

Max Planck Institute of Economics

Suggested Citation: Levati, M. Vittoria; Nicholas, Aaron; Rai, Birendra (2011) : Testing the framework of other-regarding preferences, Jena Economic Research Papers, No. 2011,041, Friedrich Schiller University Jena and Max Planck Institute of Economics, Jena

This Version is available at:

<https://hdl.handle.net/10419/56868>

Standard-Nutzungsbedingungen:

Die Dokumente auf EconStor dürfen zu eigenen wissenschaftlichen Zwecken und zum Privatgebrauch gespeichert und kopiert werden.

Sie dürfen die Dokumente nicht für öffentliche oder kommerzielle Zwecke vervielfältigen, öffentlich ausstellen, öffentlich zugänglich machen, vertreiben oder anderweitig nutzen.

Sofern die Verfasser die Dokumente unter Open-Content-Lizenzen (insbesondere CC-Lizenzen) zur Verfügung gestellt haben sollten, gelten abweichend von diesen Nutzungsbedingungen die in der dort genannten Lizenz gewährten Nutzungsrechte.

Terms of use:

Documents in EconStor may be saved and copied for your personal and scholarly purposes.

You are not to copy documents for public or commercial purposes, to exhibit the documents publicly, to make them publicly available on the internet, or to distribute or otherwise use the documents in public.

If the documents have been made available under an Open Content Licence (especially Creative Commons Licences), you may exercise further usage rights as specified in the indicated licence.



JENA ECONOMIC RESEARCH PAPERS



2011 – 041

Testing the Framework of Other-Regarding Preferences

by

**M. Vittoria Levati
Aaron Nicholas
Birendra Rai**

www.jenecon.de

ISSN 1864-7057

The JENA ECONOMIC RESEARCH PAPERS is a joint publication of the Friedrich Schiller University and the Max Planck Institute of Economics, Jena, Germany. For editorial correspondence please contact markus.pasche@uni-jena.de.

Impressum:

Friedrich Schiller University Jena
Carl-Zeiss-Str. 3
D-07743 Jena
www.uni-jena.de

Max Planck Institute of Economics
Kahlaische Str. 10
D-07745 Jena
www.econ.mpg.de

© by the author.

Testing the Framework of Other-Regarding Preferences

M. Vittoria Levati,^{1,2} Aaron Nicholas,³ Birendra Rai^{4*}

¹ Max Planck Institute of Economics, Jena 07745, Germany

² Department of Economics, University of Verona, Verona 37129, Italy

³ Graduate School of Business, Deakin University, Burwood 3125, Australia

⁴ Department of Economics, Monash University, Clayton 3800, Australia

*To whom correspondence should be addressed. E-mail: birendra.raimonash.edu

Abstract. We assess the empirical validity of the overall theoretical framework of other-regarding preferences by focusing on those preference axioms that are *common* to all the prominent theories of outcome-based other-regarding preferences. This common set of preference axioms leads to a testable implication: the strict preference ranking of *self* over a finite number of alternatives lying on any straight line in the space of material payoffs to *self* and *other* will be *single-peaked*. The extent of single-peakedness varies from a high of 79% to a low of 54% across our treatments that are based on dictator and trust games. Positively and/or negatively other-regarding subjects are significantly less likely to report single-peaked rankings relative to self-regarding subjects. We delineate the potential reasons for violations of single-peakedness and discuss the implications of our findings for theoretical modeling of other-regarding preferences.

JEL Classification: C70, C91, D63, D81

Keywords: Other-regarding preferences, social preferences, decision making under risk, single-peaked preferences, experiments

Acknowledgement. We thank Klaus Abbink, Simon Angus, Tim Cason, Nick Feltovich, Lata Gangadharan, Ben Greiner, Werner Güth, Glenn Harrison, Franklin Liu, Topi Miettinen, Rebecca Morton, Vai-Lam Mui, Nikos Nikiforakis, Kunal Sengupta, Robert Slonim, Chiu Ki So, Tom Wilkening, Roi Zultan, seminar participants at Monash University and University of Melbourne, and participants at the Sixth Australia New Zealand Workshop on Experimental Economics for helpful suggestions. Christoph Göring, Andreas Matzke, and Claudia Zellmann provided valuable assistance in conducting the experiments. Financial support from Monash University and the Max Planck Institute of Economics is gratefully acknowledged. The usual disclaimer applies.

1. Introduction

Several models have been proposed to account for the empirical finding that individuals exhibit other-regarding behavior. Most of the prominent models of outcome-based other-regarding preferences (including, Fehr and Schmidt, 1999; Bolton and Ockenfels, 2000; Charness and Rabin, 2002) can be subsumed under a common theoretical framework. Cox, Friedman, and Sadiraj (2008) highlight that outcome-based models of other-regarding preferences share a set of *core* preference axioms.

Preferences are modeled with the help of a binary relation defined over a set whose elements specify the material payoffs for *self* and *other*. They are assumed to be transitive, complete, continuous, (strictly or weakly) convex, and strictly monotonic with respect to payoff to *self*. Preferences are allowed to be non-monotonic with respect to the payoff of *other* by some models but not by others. Non-monotonicity helps capture the intuitive idea that an individual might be willing to sacrifice his own payoff in order to decrease the payoff of another individual. The indifference curves of an individual can thus be positively sloped at certain points in the space of payoffs to *self* and *other*.

A testable implication follows from the core axioms regarding the structure of preference rankings. Intuitively, the strict ordinal preference ranking of an individual over a finite number of alternatives lying on any straight line in the space of payoffs to *self* and *other* will be *single-peaked*, where the term ‘single-peaked’ is being used precisely in the way it is used in social choice theory (Black, 1958).

This paper aims to assess the empirical validity of the assumptions underlying the whole class of outcome-based models of other-regarding preferences by eliciting preference rankings and examining the extent of single-peakedness. Self-regarding preferences are treated as a special case of other-regarding preferences in this framework. Consequently, preferences of self-regarding subjects will also be single-peaked if different alternatives specify different payoffs for *self*.

Our experiments essentially employ variants of the standard dictator game (Forsythe et al., 1994). Subjects who report non-single-peaked rankings in our experiment can not be accounted for by any existing theory of other-regarding preferences. Thus, testing for single-peakedness goes beyond testing the empirical validity of a *particular* theory of other-regarding preferences. It gives an idea regarding whether or not the preference structures of most experimental subjects can be accommodated by at least one of the theories.

Figure 1 illustrates the idea of single-peakedness by considering five alternatives lying on a downward sloping straight line in the two-dimensional space of material payoffs to *self* and *other*. Suppose the preferences of *self* can be modeled with the help of a binary relation which is complete, transitive, continuity, strictly convex, strictly monotonic with respect to own payoff but not necessarily monotonic with respect to the payoff of *other*.

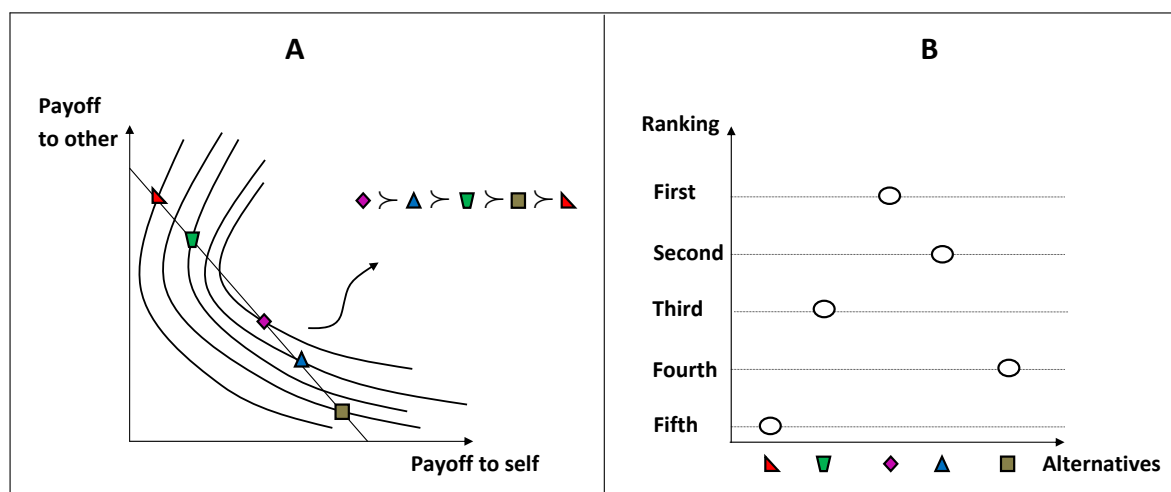


Figure 1: Core axioms imply single-peakedness

Figure 1(A) illustrates a family of indifference curves for *self* consistent with these preference axioms. Given the indifference curves, the ordinal preference ranking of the five alternatives lying on the downward sloping line can be identified.¹ We can order the five alternatives on the horizontal axis with respect to the payoff to *self* (or, *other*) as shown in Figure 1(B). The single-peaked ordinal preference ranking over the five alternatives is denoted on the vertical-axis.

Intuitively, preference rankings over a set of alternatives that can be ordered on a one-dimensional axis are single-peaked if, among any two alternatives that are both to the left or to the right of the most preferred alternative, the alternative that is closer to the most preferred alternative is preferred over the alternative that is farther. In other words, if we move along the axis on which the alternatives are ordered, then (i) preferences monotonically increase/decrease or (ii) first they monotonically increase and then monotonically decrease.

All questions addressed in this paper revolve around the idea of single-peakedness. Section 2 provides an example to clarify the nature and usefulness of the questions we shall investigate. Section 3 describes the experimental design and procedures including a detailed description of the mechanism used to elicit rankings. Section 4 lays out the main hypotheses and Section 5 presents the results. Section 6 concludes with a detailed discussion of the results with an emphasis on delineating the potential reasons for non-single-peakedness, their relation to the existing literature, and avenues for future work.

¹Any indifference curve will contain none, one, or at most two out of the five alternatives on the downward sloping line if the preference axioms are satisfied. For ease of exposition we are illustrating the case where all the five alternatives lie on distinct indifference curves. Section 2 provides details of the case where two alternatives may lie on the same indifference curve.

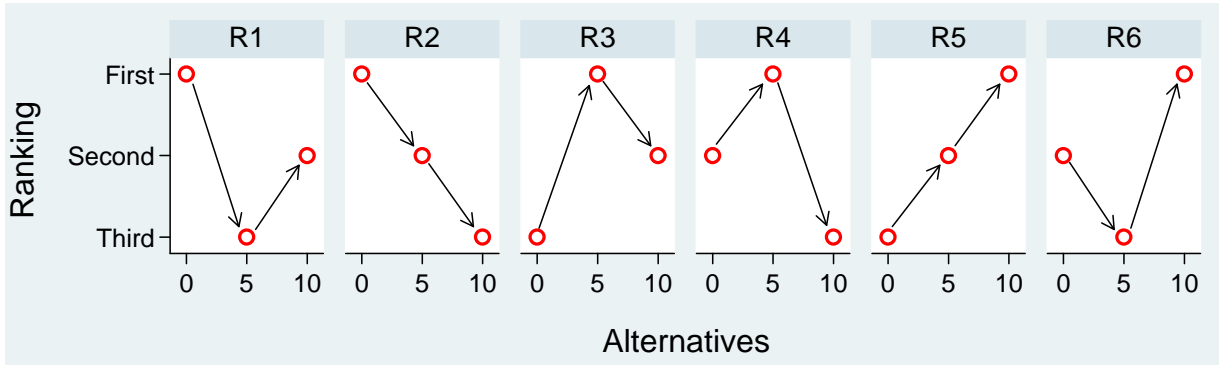


Figure 2: The six possible strict preference rankings in the mini-dictator game D

2. Single-peakedness

Consider a mini-dictator game D involving two agents – the inactive recipient and the active dictator who can give 0, or 5, or 10 out of 20 to the recipient. It is standard practice to label any subject who would give 10 as an ‘other-regarding’ agent and claim that his preferences are consistent with at least one model of other-regarding preferences subsumed in the framework of Cox, Friedman, and Sadiraj (2008).

This claim amounts to making the implicit assumption that the subject’s (strict) ranking over the three alternatives is giving $10 \succ 5 \succ 0$ rather than $10 \succ 0 \succ 5$. However, we can not rule out the latter ranking solely on the basis of the subject’s observed *choice* of giving 10.² To the best of our knowledge, the latter ranking can not be accommodated in any existing outcome-based or intention-based theory of other-regarding preferences.

Figure 2 illustrates the six possible strict rankings of the three alternatives in game D . Rankings $R2$ to $R5$ are single-peaked. As we move along the horizontal axis, preferences corresponding to ranking $R2$ ($R5$) decrease (increase) monotonically. $R3$ and $R4$ reflect preferences that first increase and then decrease as we move along the horizontal axis.

Rankings $R1 \equiv 0 \succ 10 \succ 5$ and $R6 \equiv 10 \succ 0 \succ 5$ are incompatible with the existing framework of other-regarding preferences. These two rankings are *non-single-peaked* since preferences first decrease and then increase as we move along the horizontal axis. A subject whose ranking is $R1 \equiv 0 \succ 10 \succ 5$ starts with the most selfish choice of giving 0 as his first-ranked alternative but then his *selfishness runs out* and he ranks giving 10 above giving 5. A subject whose ranking is $R6 \equiv 10 \succ 0 \succ 5$ starts with the most generous choice of giving 10 but then his *generosity runs out* and he ranks giving 0 above giving 5. Clearly, rankings $R1$ and $R6$ violate single-peakedness in different ways and thus lend themselves to different behavioral interpretations.

²We ignore the possibility of indifference in the present discussion in order to clearly convey our basic ideas and discuss the reasons for doing so at the end of Section 2.1.

The underlying preferences could be single-peaked for most of the subjects who choose to give 0 but non-single-peaked for most of the subjects who give 10. In other words, generosity may run out significantly more often than selfishness. If this is indeed the case, then the framework of other-regarding preferences would fail to accommodate those very subjects whom it essentially aims to accommodate (i.e., the subjects who give something other than 0). In contrast, our confidence in the empirical validity of the framework would be greatly enhanced if (i) the overall extent of non-single-peakedness is quite low and (ii) there is no systematic difference in single-peakedness of the underlying preference rankings across subjects who differ in their choices. Our experiments are therefore primarily designed to (i) measure the *extent* of single-peakedness and (ii) identify *who* violates single-peakedness by directly eliciting the preference rankings of subjects.³

2.1. Core axioms imply single-peakedness

Let \succsim be the binary preference relation of an agent defined over the set $\mathbb{X} \subset \mathbb{R}_+^2$. A representative element of \mathbb{X} will be denoted as (x^s, x^o) , where $x^s \in \mathbb{R}_+$ denotes the material payoff to *self* and $x^o \in \mathbb{R}_+$ denotes the material payoff to *other*. Let \succ and \sim be the strict preference relation and the indifference relation derived from \succsim .

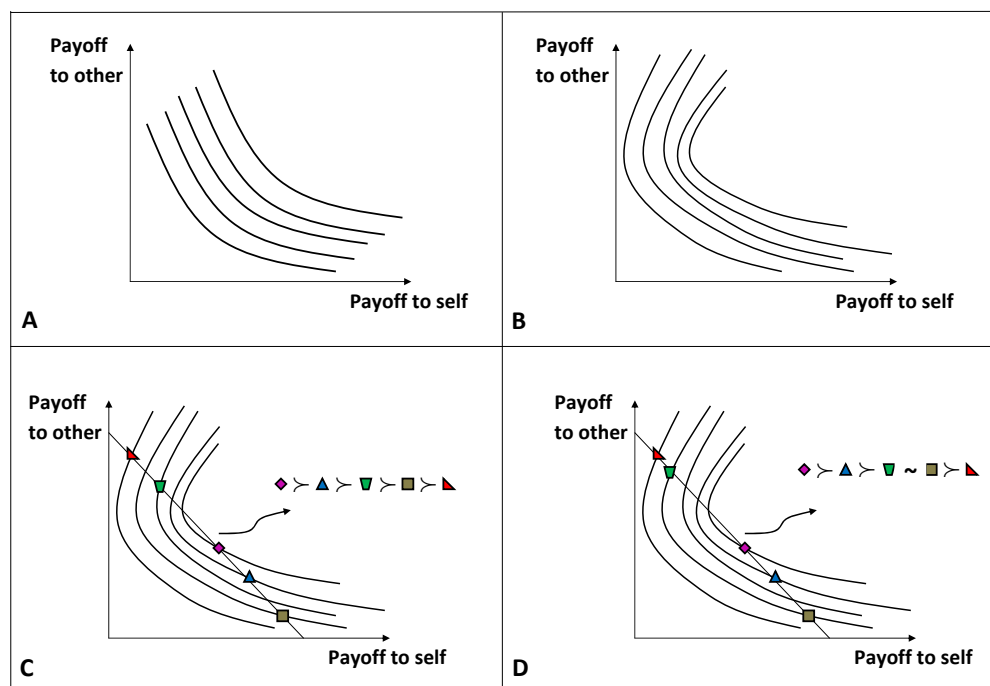
Completeness, transitivity, and continuity of \succsim imply there exists a real-valued utility function $u : \mathbb{X} \rightarrow \mathbb{R}$ which represents \succsim and strict convexity implies that indifference curves in the payoff space can not have linear segments. If \succsim is strictly monotonic in both x^s and x^o , then indifference curves in the payoff space must be negatively sloped everywhere as shown in Fig. 3(A). However, if \succsim is strictly monotonic in x^s but not always strictly monotonic in x^o , then an indifference curve can be positively sloped at certain points in the payoff space as shown in Fig. 3(B). Let $\mathbb{A} = \{a_1, a_2, \dots, a_n\}$ be a finite set of alternatives lying on any strictly downward sloping or strictly upward sloping straight line in the space of payoffs to *self* and *other*.

Proposition 1: *Any strict ordinal ranking consistent with a weak (or strict) ordinal ranking over elements of \mathbb{A} will be single-peaked if preferences are complete, transitive, continuous, strictly convex, and strictly monotonic in x^s .*

Consider any downward sloping straight line in the space of payoffs. Given the assumptions on \succsim , any alternative $a_i \in \mathbb{A}$ must lie on one, and only one, indifference curve. However, an indifference curve may pass through none, one, or at most two alternatives belonging to \mathbb{A} as shown in Figures 3(C) and 3(D).

³Essentially, we ask the dictator to rank five alternatives specifying payoffs for himself and the recipient. Relatively higher ranked alternatives are used to determine payoffs with relatively greater probability.

Figure 3: (A) Indifference curves corresponding to a preference relation that satisfies the core axioms and is also monotonic with respect to payoff of *other*. (B) Indifference curves corresponding to a preference relation that satisfies the core axioms but is not always monotonic with respect to payoff of *other*. (C) An example where no indifference curve contains more than one of the alternatives in a finite set. (D) An example where an indifference curve contains two of the alternatives in a finite set.



We can order the alternatives in the set \mathbb{A} on a horizontal one-dimensional axis in terms of the payoff to *self* (or *other*) and plot their ordinal ranks on the vertical axis. If all alternatives lie on different indifference curves, then they can easily be assigned different ordinal ranks and the obtained ranking over the alternatives will automatically be a strict ranking. Single-peakedness requires that, among any two alternatives that are both on the left or the right of the first-ranked alternative, the alternative that is closer to the first-ranked alternative is ranked above the alternative that is farther from the first-ranked alternative. It is easily verified that the strict ordinal ranking will be single-peaked.

We will get a weak ordinal ranking over the alternatives when two alternatives in \mathbb{A} lie on the same indifference curve. Suppose the obtained weak ordering is $a_3 \succ a_2 \succ a_1 \sim a_4 \succ a_5$. Two strict rankings are consistent with this weak ranking: $a_3 \succ a_2 \succ a_1 \succ a_4 \succ a_5$ and $a_3 \succ a_2 \succ a_4 \succ a_1 \succ a_5$. Both of these strict rankings will be single-peaked. We omit the explanation for the case where the finite number of alternatives lie on a strictly upward sloping straight line since it is similar to the case of a strictly downward sloping line. It can also be verified that monotonicity with respect to x^s is superfluous.

Single-peakedness over a finite set of alternatives allows us to conclude that there exists a preference relation that satisfies the core axioms. Clearly, the preferences of a subject over the whole space of payoffs need not be consistent with the core axioms even if his ranking is single-peaked over the finite set of alternatives used in the experiment. The extent of non-single-peakedness observed in our experiments will thus provide a *conservative* estimate.

Indifference curves may have linear segments if preferences are weakly convex. We elicit strict rankings in our experiment. Subjects may be indifferent between some of the alternatives and, when we compel them to report a strict ranking, the manner in which subjects break ties could lead them to report a non-single-peaked strict ranking. In particular, subjects who treat own payoff and other's payoff as perfect substitutes can report any ranking over a finite number of divisions of a fixed amount in the dictator game.

From a practical perspective, we elicit strict rankings primarily for convenience. Our elicitation method can be easily modified whereby subjects can be asked to report indifferences. From an empirical perspective, Andreoni and Miller (2002) and Fisman, Kariv, and Markovits (2007) report that the fraction of subjects who treat own and other's payoffs as perfect substitutes in standard dictator games is 6.2% and 2.63%, respectively. Finally, from a comparative-methodological perspective, the possibility of indifference is as much a concern when *choices* are elicited in one-shot interactions. If we entertain the possibility of indifference, then we can not conclude that a subject who gives half of the pie to his recipient is more altruistic than one who gives nothing in a one-shot dictator game where choices are elicited. We therefore believe that eliciting strict rankings only marginally affects the generality of our study.

3. Experimental Design and Procedures

We employ five treatments (Table 1) that are variants of dictator and trust games (). The experiments were conducted at the laboratory of the Max Planck Institute of Economics, Jena, Germany, from March 2011 to June 2011. Subjects were students at the University of Jena. We used a between-subjects design and the games were played only once in each session. We have data on 96 subjects (48 men and 48 women) for each treatment.

3.1. Treatments

Each alternative in treatment DB (Dictator-Baseline) prescribes a division of 20 between the dictator and the recipient. The dictator has to strictly rank the five alternatives. Note that any n alternatives can be strictly ranked in $n!$ ways where $n! = n \cdot (n - 1) \cdot \dots \cdot 2 \cdot 1$. Out of these $n!$ rankings only 2^{n-1} rankings will be single-peaked (Craven, 1992).

Table 1: Alternatives to be ranked by dictators and trustees

Treatment	The five alternatives				
	a^1	a^2	a^3	a^4	a^5
1. DB - Dictator-Baseline	(0, 20)	(2, 18)	(4, 16)	(7, 13)	(9, 11)
2. TB - Trust-Baseline	(0, 20)	(2, 18)	(4, 16)	(7, 13)	(9, 11)
3. TE - Trust-Equality	(0, 20)	(2, 18)	(4, 16)	(7, 13)	(10, 10)
4. DM - Dictator-Monotonicity	(0, 20)	(4, 16)	(7, 13)	(10, 10)	(16, 11)
5. TM - Trust-Monotonicity	(0, 20)	(4, 16)	(7, 13)	(10, 10)	(16, 11)

Notes: The first entry in each alternative is the payoff of the recipient (trustor) in treatments based on the dictator (trust) game. The payoffs refer to actual euro amounts used in the experiments. The dictator has to rank the five alternatives in treatments based on the dictator game. In treatments based on the trust game, the first mover – the trustor – has to choose either OUT or IN. If he chooses OUT, then the game ends with the trustor receiving 5 and the trustee receiving 0. If the trustor chooses IN, then the trustee ranks the five alternatives.

The five alternatives in DB lie on a downward sloping straight line in the two-dimensional space of monetary payoffs to *self* and *other*. However, they can be ordered in terms of the payoff to either *self* or *other* on a one-dimensional axis. Consequently, only 16 out of the 120 possible strict rankings ($\sim 13\%$) in DB will be single-peaked. It is only these 16 single-peaked rankings that are permitted by the theoretical models of outcome-based other-regarding preferences. Intention-based theories have no bite in the dictator game.

Table 2 lists the 16 single-peaked rankings in treatment DB. We represent each alternative in terms of the amount that can be given by the dictator to the recipient. The existing theories would label a subject who reports the ranking $r_1 \equiv 0 \succ 2 \succ 4 \succ 7 \succ 9$ as ‘self-regarding.’ A subject who reports any of the remaining 15 single-peaked rankings will be labeled as ‘other-regarding.’ Subjects who report a ranking different from these 16 rankings can not be accommodated in any theory of other-regarding preferences.

Treatment TB (Trust-Baseline) was conducted to check the robustness of the results obtained from treatment DB. The game played by subjects in treatment TB is a variant of the standard trust game. The first mover – the trustor – has to choose either OUT or IN. If he chooses OUT, then the game ends with the trustor receiving 5 and the trustee receiving 0. If the trustor chooses IN, then the trustee is asked to rank the five alternatives which are identical to the five alternatives faced by the dictator in DB. The task faced by a trustee in TB is identical to that faced by a dictator in DB. Thus, 16 out of the 120 possible strict rankings of the five alternatives in TB will be single-peaked.

Table 2: Single-peaked rankings in treatment DB

	r_1	r_2	r_3	r_4	r_5	r_6	r_7	r_8	r_9	r_{10}	r_{11}	r_{12}	r_{13}	r_{14}	r_{15}	r_{16}
g_1	0	2	2	2	2	4	4	4	4	4	4	7	7	7	7	9
g_2	2	0	4	4	4	2	2	2	7	7	7	4	4	4	9	7
g_3	4	4	0	7	7	0	7	7	2	2	9	2	2	9	4	4
g_4	7	7	7	0	9	7	0	9	0	9	2	0	9	2	2	2
g_5	9	9	9	9	0	9	9	0	9	0	0	9	0	0	0	0

Notes: These rankings are the 16 single-peaked rankings in treatment TB as well. g_i refers to the amount given by *self* to *other* according to the i^{th} -ranked alternative. Replacing ‘9’ by ‘10’ throughout the table gives the list of the 16 single-peaked rankings in treatment TE.

Our objective is to examine whether there is any difference in the extent of single-peakedness across DB and TB. No existing theory of outcome-based or intention based other-regarding preferences would predict a difference in the extent of single-peakedness across the rankings submitted by dictators in DB and trustees in TB.⁴ Differences in first-ranked alternatives (which may be thought of as a proxy for the choice subjects would have made if asked to choose one of the five alternatives) or in the distribution of rankings across these two treatments are of little importance for us given the focus of our analysis.

Treatment TE (Trust-Equality) differs from treatment TB in only one respect: alternative (9, 11) in TB has been replaced with (10, 10) in TE. As in treatments DB and TB, 16 out of the 120 possible strict rankings of the five alternatives in TE will be single-peaked. Prior research has shown that minor changes to the set of alternatives can have significant impact on choices made by subjects (Güth, Huck, and Müller, 2001; List, 2007, Bardsley, 2008). We shall argue later that such results can potentially be accommodated in the framework of Cox et al. (2008). Our interest lies in examining whether there is any difference in the extent of single-peakedness across TB and TE. No existing theory of other-regarding preferences would predict such a difference.

Treatments DM and TM allow us to classify subjects in a more refined manner because we can identify non-monotonicity of preferences with respect to the payoff of *other*.⁵ As we shall see, this permits a better analysis of *who* violates single-peakedness. Note that payoffs to *self* and *other* sum to 20 in the first four alternatives but not in the fifth alternative which involves giving 16 to *other* and keeping 11 for *self*.

⁴This claim is obvious for outcome-based theories. In case of intention based theories, the reader may verify that the specification of the utility function is such that preferences over alternatives will be single-peaked for any fixed second-order belief of the trustee.

⁵The choice of these treatments was inspired by the treatment involving step-shaped budget sets in Fisman, Kariv, and Markovits (2007).

The five alternatives in treatments DM and TM can also be strictly ranked in 120 ways. However, only the first four alternatives whose payoffs sum to 20 lie on a straight line.⁶ Only these four alternatives can be used to discuss the notion of single-peakedness. These four alternatives can be ordered on a one-dimensional axis in terms of the payoff to *self* (or *other*) and allow for 8 single-peaked rankings (Table 3).

Consider any one of these 8 single-peaked rankings, say, $r_7^m \equiv 7 \succ 10 \succ 4 \succ 0$. The fifth alternative – (16, 11) – can potentially be placed at five locations to arrive at a strict ranking of all the five alternatives: it can be above giving 7, below giving 0, or anywhere in between. Each of the resulting five strict rankings will be consistent with the core axioms (see Figure 4). The crucial thing to note is that preferences will be non-monotonic with respect to the payoff of *other* if alternative (10, 10) is ranked above (16, 11) irrespective of the exact placement of these two alternatives in the overall ranking of the subject (see Figures 4(C), 4(D), and 4(E)).

In general, there exist five theoretically consistent strict rankings for each of the 8 single-peaked rankings of the four alternatives that sum to 20. Thus, 40 out of the 120 possible strict rankings of all the five alternatives in treatments DM and TM are consistent with the theoretical framework of other-regarding preferences (see Table S2 in the Supplement). There should be no difference in the fraction of rankings consistent with the existing theories when we compare dictators in DM with trustees in TM.

3.2. Implementation

Experiments were conducted in a networked computer laboratory. The experimental games were programmed using the software Zurich toolbox for ready-made economic experiments (z-Tree) developed by Urs Fischbacher (2007).

3.2.1. General procedures

During each session, while entering the lab, each subject picked a card indicating the computer terminal number. The lab can accommodate 32 subjects and so excess subjects were given the show-up fee of €2.50 and asked to leave. Instructions for the experiment were distributed after all the subjects had been seated. An experimenter read the instructions aloud after all subjects finished reading instructions on their own. Participants were then asked to answer a questionnaire to check their understanding of the instructions. The experiment started after all participants correctly answered all the questions.⁷

⁶The fact that the (16, 11) alternative and any *one* of the first four alternatives will also lie on a line is inconsequential for our discussion.

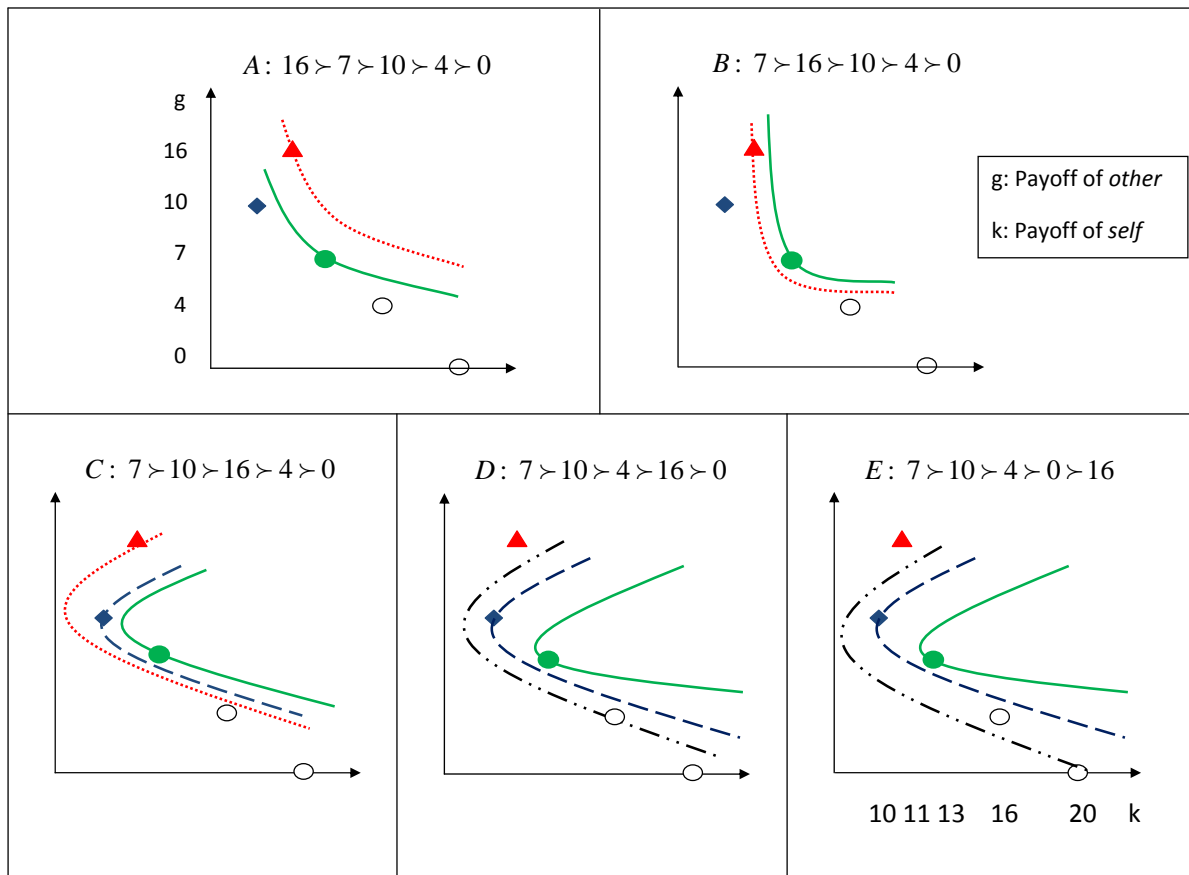
⁷The number of subjects who were not able to answer all the questions on the first attempt varied from 1 to 3 (out of 32) across all the sessions.

Table 3: Single-peaked rankings of the first four alternatives in treatments DM and TM

Rank	r_1^m	r_2^m	r_3^m	r_4^m	r_5^m	r_6^m	r_7^m	r_8^m
g_1^m	0	4	4	4	7	7	7	10
g_2^m	4	0	7	7	4	4	10	7
g_3^m	7	7	0	10	0	10	4	4
g_4^m	10	10	10	0	10	0	0	0

Notes: g_i^m refers to the amount given by *self* to *other* according to the i^{th} -ranked alternative among the first four alternatives whose payoffs sum to 20.

Figure 4: An example of the five theoretically feasible preference rankings of all the five alternatives that are consistent with the r_7^m ranking of the four alternatives other than the (16, 11) alternative.



Two out of our five treatments – DB and DM – are based on the dictator game. Both subjects in each dictator-recipient pair were asked to rank the alternatives in the role of the dictator in treatments DB and DM. After all subjects had submitted their rankings, one subject in each pair was randomly determined to be the actual dictator and his rankings were used for determining the payoffs to both subjects in the pair. Subjects were told that both subjects in a given pair will be paid according to the first, second, third, fourth, or fifth ranked alternative of the actual dictator with *monotonically decreasing probabilities* of 0.50, 0.30, 0.15, 0.05, and 0.00.

The remaining three treatments – TB, TE, and TM – are based on the trust game. The *strategy-vector* method was used in these treatments. Both subjects in each pair first ranked the alternatives in the role of the trustee with the knowledge of the probabilities of implementing the payoffs. Then both subjects made the choice between OUT and IN in the role of the trustor without any information about decisions made by other subjects.

The procedure we followed to implement the payoffs was as follows. One card was drawn from the box containing the 32 terminal IDs when all subjects finished making all the decisions in any given session. The participant sitting on the terminal corresponding to drawn card was asked to come forward. (S)he was then shown a box containing 100 cards (50 red, 30 blue, 15 black, and 5 white). The box was closed, vigorously shaken, and the participant was asked to draw one card from the box. The color of the card drawn by the participant determined which rank will be used to determine the payoffs for all participants in the session. For example, if a blue card was drawn in a session, then the second-ranked alternative was used to determine the payoffs for all pairs.

The *actual* roles (dictator/recipient and trustor/trustee) were then randomly determined by the computer. Both subjects in a given pair were paid according to the ranking submitted by the *actual* dictator in treatments based on the dictator game. In treatments based on the trust game, the ranking provided by the actual trustee was used to determine payoffs if the actual trustor chose IN. If the actual trustor had chosen OUT, then he got 5 and the actual trustee got 0. Payoffs were displayed on the computer screen of each subject. Subjects were then asked to approach the experimenter one by one in the order of their terminal IDs, collect their earnings in cash, and leave the lab.

Before describing the details of the ranking elicitation mechanism, we discuss three potential concerns regarding the experimental design. First, it is well known that choices made by trustees may depend upon whether one uses the ‘play’ method or the ‘strategy’ method (Casari and Cason, 2010). The strategy method and the play method may lead to differences in first-ranked alternatives and/or the distribution of rankings but there is no theoretical reason to believe that single-peakedness of rankings would be affected. None of the existing theories of other-regarding preferences predict such a difference. Hence, there does not seem to be any reason not to use the strategy method.

Second, the actual roles of subjects were determined after both subjects in a pair made decisions as dictators (trustees and trustors) in treatments based on the dictator (trust) game. Whatever concerns could arise from this design feature are minor issues from a theoretical perspective as they can be easily eliminated by conducting experiments where roles are assigned a priori.⁸ Finally, single-peakedness should not be sensitive to the fact that our experiments were single-blind but one could easily investigate whether or not this is the case.

3.2.2. Ranking-elicitation mechanism

In each treatment subjects were told that both subjects in the pair will be paid according to the first, second, third, fourth, or fifth ranked alternative of the actual dictator (or the actual trustee) with *monotonically decreasing probabilities* of 0.50, 0.30, 0.15, 0.05, and 0.00. We shall, henceforth, refer to this mechanism as the MDP mechanism.⁹

Subjects report one out of 120 possible rankings of the five alternatives in every treatment. Each ranking induces a lottery. Hence, reporting a ranking effectively amounts to choosing one out of 120 possible lotteries where each possible outcome of the lottery specifies monetary payoffs for *self* and *other*. Since the games are played only once, providing one ranking is equivalent to *one-task* lottery choice experiments wherein subjects have the incentive to choose the most preferred lottery irrespective of the structure of their preferences over lotteries.¹⁰ The key features of the MDP mechanism are best understood by answering the following two questions.

[Q1] What should be the structure of preferences over lotteries so that the reported ranking of sure alternatives can be unambiguously interpreted as the true preference ranking over the sure alternatives?

[Q2] What must be the structure of the reported ranking so that it is in line with the existing theories of other-regarding preferences?

To answer [Q1], suppose that a subject behaves in accordance with *some* theory of decision making under risk according to which lotteries are evaluated using special cases of the functional

⁸Subjects were paid according to their decision in one of the two roles and thus ‘portfolio effects’ should not be a concern (Cox, 2010).

⁹We thank Tim Cason for drawing our attention to the work of Chakravarty, Ma, and Maximiano (2011) who have independently used this mechanism to study a different question.

¹⁰Cox, Sadiraj and Schmidt (2011) clarify that, in theory, the one-task mechanism is the best available way to induce subjects to report their preferences over lotteries truthfully since it is immune to the concerns (wealth effects and portfolio effects) that arise in *multi-task* lottery choice experiments.

$$V = \sum_{i=1}^5 \pi_i(\mathbf{p}) \cdot u(a_i) = \sum_{i=1}^5 \pi_i(\mathbf{p}) \cdot u(g_i, k_i), \quad (1)$$

where

- (i) $\pi_i(\mathbf{p})$ is the decision weight on the i^{th} -ranked alternative which may depend on the whole vector of the *objectively* given probabilities $\mathbf{p} = (p_1, p_2, p_3, p_4, p_5)$; and,
- (ii) $u(a_i) = u(g_i, k_i)$ is the utility derived from the i^{th} -ranked alternative a_i which prescribes giving g_i to *other* and keeping k_i for *self*.

Note that subjects behaving in line several theories of decision making under risk would evaluate lotteries according to the above functional (for example, Expected Utility Theory (Morgenstern and Von Neumann, 1944), Prospect Theory (Kahnemann and Tversky, 1979), Rank Dependent Expected Utility Theory (Quiggin, 1982), and the dual theory of Expected Utility Theory (Yaari, 1987)).

Suppose lotteries are evaluated according to the above mentioned functional. The reported ranking of alternatives can be unambiguously interpreted as the preference ranking over the sure alternatives if the decision weights are monotonically decreasing, i.e., if $\pi_i(\mathbf{p}) > \pi_j(\mathbf{p})$ for $1 \leq i < j \leq 5$. This requirement clearly holds for subjects who behave according to Expected Utility Theory *irrespective* of their attitudes towards risk since $\pi_i(\mathbf{p}) = p_i$, for all $1 \leq i \leq 5$, in such a case.

If a subject in our experiment behaves in accordance with *any* theory of decision making under risk wherein (i) lotteries are evaluated using the above mentioned functional and (ii) the decision wights are monotonically decreasing, then the answer to [Q2] is obvious: the reported ranking must be single-peaked for it to be consistent with existing theories of other-regarding preferences.

4. Hypotheses

4.1. Extent of single-peakedness

The distribution of first-ranked alternatives may differ across treatments. The distribution of rankings may also differ. However, if the analytical framework of other-regarding preferences is empirically sound, no subject should report a non-single-peaked ranking in any treatment. Even if we acknowledge the possibility of random errors, there should be no difference in the extent of single-peakedness across (i) DB and TB, (ii) TB and TE, and (iii) DM and TM. This is because the number of single-peaked rankings for both treatments within each of these three pairwise comparisons is identical.

One of our major interests lies in comparing treatment TB which contains the (9, 11) alternative with treatment TB which instead contains (10, 10). We are *not* interested in examining whether there is a difference in the distribution of first-ranked alternatives across TB and TE. Differences in first-ranked alternatives can potentially be accommodated by allowing not only the choices of others but also the structure of the set of alternatives to affect whether an agent adopts a more or less altruistic preference structure in accordance with the framework of Cox et al. (2008).

In the terminology of Cox et al. (2008), the mere presence of (10, 10) in place of (9, 11) in the set of alternatives may lead the trustees to adopt a relatively ‘more (less) altruistic’ preference structure. Thus, choices (or, first-ranked alternatives) could differ across these two treatments. Nonetheless, the preferences under any scenario will be single-peaked if the core preference axioms are satisfied. Hence, our test for the empirical validity of the framework will be that there should be no difference in the extent of single-peakedness across TB and TE.

We would also like to add that if the existing framework captures the preference structures of men and women equally well, then the distribution of first-ranked alternatives and/or rankings of men and women may be different in any given treatment but the extent of single-peakedness should not be different.

4.2. *Who violates single-peakedness*

We shall follow the terminology introduced by Fehr and Schmidt (1999) and classify subjects in terms of their aversion towards advantageous and disadvantageous inequality. Our results do not depend in any way on this choice of the classification scheme. We use it because it provides a simple language to classify subjects across all our treatments.

First, consider treatments DB, TB, and TE where each alternative sums to 20 and leads to a situation of (strictly or weakly) *advantageous inequality* for the decision maker. Let g_1 denote the amount given by a subject to *other* according to his first-ranked alternative in treatments DB, TB, and TE. Subject S_1 will be said to exhibit a stronger aversion to advantageous inequality (henceforth, AAI) than subject S_2 if $g_1(S_1) > g_1(S_2)$. Note that knowing only the first-ranked alternative does not allow us to infer whether the overall ranking reported by a subject is single-peaked or not.

It is important to note that the way we classify subjects is in line with how subjects would be classified if they were asked to choose one of the five alternatives rather than rank them. Our analysis of who violates single-peakedness will be based on the assumption that the first-ranked alternative in our treatments would be the choice subjects would make if they were asked to choose one of the five alternatives.¹¹

¹¹We believe this is a reasonable assumption to make. Nonetheless, we conducted two additional treat-

Let g_1^m denote the amount given by a subject to *other* according to his first-ranked alternative among the four alternatives that sum to 20 in treatments DM and TM. In treatments DM and TM, the first four alternatives lead to a situation of (strictly or weakly) advantageous inequality for the decision maker whereas the fifth alternative $-(16, 11)$ – leads to a situation of disadvantageous inequality.

We can classify subjects in terms of AAI on the basis of g_1^m in treatments DM and TM. We can also classify subjects in these two treatments in terms of their aversion to disadvantageous inequality (henceforth, ADI). Preferences are non-monotonic with respect to the payoff of *other* if alternative $(10, 10)$ is ranked above $(16, 11)$, irrespective of the exact placement of these two alternatives in the overall ranking. Revealing non-monotonicity with respect to the payoff of *other* is observationally equivalent to revealing ADI. In contrast, if a subject ranks alternative $(16, 11)$ above $(10, 10)$, then he has no (or very low) ADI.

As an example, suppose the rankings of subjects S_3 and S_4 in treatment DM in terms of the amount given to *other* turn out to be $7 \succ 4 \succ 10 \succ 0 \succ 16$ and $16 \succ 4 \succ 10 \succ 7 \succ 0$, respectively. S_3 will be classified as being relatively more AAI than S_4 because $g_1^m(S_3) = 7 > 4 = g_1^m(S_4)$. In addition, subject S_3 shows ADI since he ranks $(10, 10)$ above $(16, 11)$, whereas subject S_4 does not.¹²

To summarize, we shall classify subjects into a total of five categories based on their AAI in treatments DB, TB, and TE. In treatments DM and TM, subjects will be classified into eight categories depending on the four possible levels of AAI and two levels of ADI. Formally, we can define the variables AAI and ADI as follows.

$$\text{AAI} = \begin{cases} g_1 & \text{in treatments DB, TB, and TE} \\ g_1^m & \text{in treatments DM and TM} \end{cases} \quad (2)$$

$$\text{ADI} = \begin{cases} 0 & \text{if } (16, 11) \succ (10, 10) \text{ in treatments DM and TM} \\ 1 & \text{if } (10, 10) \succ (16, 11) \text{ in treatments DM and TM} \end{cases} \quad (3)$$

Our final hypothesis is that there should be no difference in the extent of single-

ments (using 64 subjects) that were similar to treatments DB and TM except that subjects had to choose one out of the five alternatives rather than rank the five alternatives. We found no difference in the distribution of first-ranked alternatives in the ranking version of treatment DB and the distribution of choices in its choice version [$P = 0.948$, two-sided Mann-Whitney U test]. The same result holds for the comparison between ranking and choice versions of treatment TM [$P = 0.817$, two-sided Mann-Whitney U test]. We therefore feel reasonably confident that the first-ranked alternative in our treatments would be the choice subjects would make if they were asked to choose one of the five alternatives.

¹²The ranking of subject (S_4) S_3 is (not) permitted by existing theories because the ranking over the four alternatives other than $(16, 11)$ is (not) single-peaked. Of course, we can not determine the (non) single-peakedness of the overall ranking if we only know g_1^m and the relative ranking of alternatives $(16, 11)$ and $(10, 10)$.

peakedness across subsets of subjects that are classified differently in terms of AAI in treatments DB, TB, and TE; and, in terms of both AAI and ADI in treatments DM and TM. In particular, subjects who show AAI, or ADI, or both, should be as likely to exhibit single-peakedness as those who will be labeled as ‘self-regarding’ subjects.

We classify subjects as they would be in experiments where choices are elicited and examine whether their overall ranking is single-peaked. We shall therefore ‘label’ a subject as self-regarding if (i) he does not show AAI in treatments DB, TB, and TE and (ii) shows neither AAI nor ADI in treatments DM and TM. Put differently, a subject will be ‘labeled’ as self-regarding if (i) $g_1 = 0$ in treatments DB, TB, and TE and (ii) $g_1^m = 0$ and alternative (16, 11) is ranked above (10, 10) in treatments DM and TM.¹³

5. Data Analysis

We used a between-subjects design. Each session involved 32 different subjects. Three sessions of each treatment were conducted. Our data comprise of 96 observations for each treatment. The treatments were gender balanced and thus we have data on 48 men and 48 women in each treatment.¹⁴ We shall treat each observation as an independent observation since the games were played only once during a session.

5.1. Overall extent of single-peakedness

Pooling data from all sessions we find that $\sim 75\%$ of subjects (358 out of 480) report single-peaked rankings (Table 4). In fact, the fraction of single-peaked rankings is at least 79% in all treatments except the TE treatment. If subjects were to behave randomly, then the extent of single-peakedness would be $\sim 13\%$ in treatments DB, TB, and TE, and $\sim 33\%$ in treatments DM and TM.

The hypothesis that subjects behave randomly is emphatically rejected for every treatment using a test of proportions. In addition, there is no statistical difference in the extent of single-peakedness across men and women in any treatment and in the pooled data. The fraction of men and women reporting single-peaked rankings is almost identical in every treatment and exactly identical in the pooled data.

¹³We stress the word ‘labeled’ because, in terms of the amount given to *other*, a self-regarding subject should report (i) the ranking $0 \succ 2 \succ 4 \succ 7 \succ 9$ in treatments DB and TB, (ii) the ranking $0 \succ 2 \succ 4 \succ 7 \succ 10$ in treatment TE, and (iii) the ranking $0 \succ 4 \succ 7 \succ 16 \succ 10$ in treatments DM and TM. However, given the nature of our exercise, we shall use the labels ‘self-regarding’ and ‘other-regarding’ as described in the text above throughout the paper. Subjects whose ranking starts as $16 \succ 0$ will end up being labeled as ‘self-regarding.’ This drawback, however, does not affect any of the results reported in this paper.

¹⁴The sessions were not gender balanced. No restriction was placed on the gender composition while recruiting subjects for the first (or the first and second) session of any treatment. Restrictions were then imposed for the latter session(s) to ensure gender balance.

Table 4: Extent of single-peaked rankings across treatments

Data	Treatment					
	All	DB	TB	TE	DM	TM
N	$\frac{358}{480}$ (75%)	$\frac{76}{96}$ (79%)	$\frac{76}{96}$ (79%)	$\frac{52}{96}$ (54%)	$\frac{76}{96}$ (79%)	$\frac{78}{96}$ (81%)
M	$\frac{179}{240}$ (75%)	$\frac{39}{48}$ (81%)	$\frac{40}{48}$ (83%)	$\frac{25}{48}$ (52%)	$\frac{37}{48}$ (77%)	$\frac{38}{48}$ (79%)
W	$\frac{179}{240}$ (75%)	$\frac{37}{48}$ (77%)	$\frac{36}{48}$ (75%)	$\frac{27}{48}$ (56%)	$\frac{39}{48}$ (81%)	$\frac{40}{48}$ (83%)

Notes: N, M, and W refer to data on all subjects, data only on men, and data only on women, respectively. The fraction reported in the table is ratio of number of subjects who report a single-peaked ranking and the total number of subjects. The numbers inside the parentheses report the corresponding percentage rounded off to the nearest integer.

5.2. Single-peakedness across treatments

As discussed earlier, there should be no difference in the extent of single-peakedness across (i) DB and TB, (ii) TB and TE, and (iii) DM and TM. Note that we are comparing only those treatments that permit equal number of theoretically feasible rankings.

There is no statistical difference in the extent of single-peakedness across treatments DB and TB [$\chi^2(1) = 0.000$, $P = 1.000$]. The same result holds for the comparison between treatments DM and TM [$\chi^2(1) = 0.131$, $P = 0.717$].¹⁵ Both these results hold if we look at the data on men and women separately. The extent of single-peakedness is, however, significantly different across treatments TB and TE [$\chi^2(1) = 13.5$, $P < 0.001$].

The presence of (10, 10) impacts the behavior of subjects in treatment TE in several ways. For instance, we find weak difference in the distribution of first-ranked alternatives across these treatments [$P = 0.062$, two-sided Mann-Whitney U test].¹⁶ This finding is similar to the results obtained by Güth, Huck, and Müller (2001) and Falk, Fehr, and Fischbacher (2003) using the ultimatum game (Güth, Schmittberger, and Schwarze, 1982). However, such findings can potentially be accommodated in an extended version of the framework presented by Cox et al. (2008). It is the significant difference in the extent of single-peakedness across TB and TE which is hard to reconcile.

¹⁵The extent of single-peakedness is identical across treatments DB and DM. However, this should be regarded as a coincidence since, as explained earlier, these two treatments are not truly comparable because they allow for different numbers of theoretically feasible single-peaked rankings. A similar argument applies for the comparison between treatments TB and TM.

¹⁶This result seems to be driven by women [$P = 0.073$, two-sided Mann-Whitney U test] but not men [$P = 0.420$, two-sided Mann-Whitney U test].

Table 5: Rank distribution of (9, 11) in TB and (10, 10) in TE

Rank	(9,11) in TB			(10,10) in TE			Δ^\dagger		
	N	M	W	N	M	W	N	M	W
1 st	17	9	8	30	12	18	13	3	10
2 nd	12	6	6	13	8	5	1	2	-1
3 rd	3	2	1	6	4	2	3	2	0
4 th	6	3	3	12	6	6	6	3	3
5 th	58	28	30	35	18	17	-23	-10	-13
Total	96	48	48	96	48	48	0	0	0

Notes: Δ reports the difference between the frequency of (10, 10) and (9, 11) at a given rank.

Table 5 presents the rank-distribution of alternatives (9, 11) and (10, 10) in treatments TB and TE, respectively. Alternative (10, 10) is ranked *fifth* in treatment TE with a significantly lower frequency than alternative (9, 11) is in TB [$\chi^2(1) = 11.032$, $P = 0.001$]. This result holds separately for men [$\chi^2(1) = 4.174$, $P = 0.041$] and women [$\chi^2(1) = 7.045$, $P = 0.008$]. In contrast, alternative (10, 10) is ranked *first* in treatment TE with a significantly higher frequency than the alternative (9, 11) is in treatment TB [$\chi^2(1) = 4.761$, $P < 0.029$]. Statistically, this result is driven by women [$\chi^2(1) = 5.275$, $P = 0.022$] since we do not find such an effect for men [$\chi^2(1) = 0.549$, $P = 0.459$].

To summarize, both men and women seem to rank (10, 10) in TE relatively higher than (9, 11) in TB; but, women seem to be more likely to place alternative (10, 10) at the top of their ranking. These subtle differences, however, do not seem to influence the overall extent of single-peakedness across men and women in TE. Almost identical numbers of men and women violate single-peakedness in treatment TE.

5.3. Who violates single-peakedness?

A subject facing the task of ranking the alternatives probably has to resolve several questions. Just deciding which alternative to rank first may involve several considerations depending on the nature of the set of alternatives: whether to give anything to *other* or not; if so, how much; should one be willing to accept a lower monetary payoff than the other individual or forsake efficiency for equality? Whether the ranking reported by a subject is single-peaked or not is likely to be *determined by* the number and the nature of considerations a subject undertakes. A regression specification where single-peakedness is the dependant variable is perhaps less subject to endogeneity concerns. Hence, our analysis

of who violates single-peakedness will be based on Probit regressions where the *dependent* variable takes the value 1 if the ranking reported by a subject is single-peaked and takes the value 0 if the ranking reported by a subject is non-single-peaked.

Subjects are classified only in terms of their AAI in treatments DB, TB, and TE, while they are classified using both AAI and ADI in treatments DM and TM. We will therefore analyze the two sets of treatments separately. Our focus shall be on examining whether the likelihood of reporting a single-peaked ranking varies systematically across subjects who differ in terms of their AAI and/or ADI. Successful empirical validation of the analytical framework of other-regarding preferences requires that subjects who reveal positive and/or negative regard for payoffs of *other* (which is captured by AAI and ADI, respectively) should be as likely to report single-peaked rankings as are the self-regarding subjects.

5.3.1. Treatments DB, TB, and TE

Table 6 reports the marginal effects and robust standard errors from Probit regressions. The main result emerging from Model 1 is that, on average, the likelihood of single-peakedness is relatively lower for subjects who show higher AAI. Recall that the variable AAI stands for the amount given to *other* according to one's first-ranked alternative in treatments DB, TB, and TE. Thus, subjects who are relatively more generous according to their first-ranked alternative are relatively more likely to violate single-peakedness.

Model 1 confirms that the likelihood of single-peakedness does not differ across men and women. It also confirms that subjects in treatment TE are significantly less likely to be single-peaked relative to TB. We have already reported in Section 5.2 that subjects behave slightly more generously in terms of their first-ranked alternatives in treatment TE which contains the (10, 10) alternative than in treatment TB which instead contains the (9, 11) alternative. Does this feature drive the significantly lower incidence of single-peakedness in treatment TE relative to TB? The statistical insignificance of the interaction between the AAI variable and the TE treatment dummy in Model 2 effectively rules out this hypothesis.

Table 7 reports the (average) predicted probability of being single-peaked for subjects differing in terms of AAI based on Model 2.¹⁷ The predicted probability of single-peakedness is nearly 87% for the self-regarding subjects in DB or TB who gave 0 according to their first-ranked alternative. The corresponding probability for subjects who gave 9 according to their first-ranked alternative in DB or TB is 0.66. The probability of single-peakedness is uniformly lower in treatment TE relative to treatments TB and drops to a low of 0.40 for subjects who gave 10 according to their first-ranked alternative.¹⁸

¹⁷Predicted probability of being single-peaked is calculated for each individual using the estimated coefficients. Subjects with the same AAI are pooled together and the average of their predicted probabilities is reported.

¹⁸We discuss our preferred explanation for this difference in the concluding section.

Table 6: Who violates single-peakedness in DB, TB, and TE?

	Model 1	Model 2
DB	0.027 (0.068)	0.031 (0.068)
TE	-0.228*** (0.071)	-0.255*** (0.091)
Male	0.016 (0.054)	0.017 (0.054)
AAI	-0.023*** (0.007)	-0.026*** (0.009)
TE × AAI		0.006 (0.013)
Observations	288	288
Pseudo-R ²	0.0896	0.0890

Notes: The table reports marginal effects of Probit estimations. The dependent variable takes the value (0) 1 if an individual's ranking is (non) single-peaked. DB and TE are treatment dummies. AAI refers to aversion towards advantageous inequality. Treatment TB is the baseline. Robust standard errors are in parentheses. Constant included. * – $P < 0.1$; ** – $P < 0.05$; *** – $P < 0.01$.

Table 7: Predicted probability of single-peakedness in DB, TB, and TE based on Model 2

Treatment	Increasing AAI →				
	$g_1 = 0$	$g_1 = 2$	$g_1 = 4$	$g_1 = 7$	$g_1 = 9, 10$
DB, TB	0.87 (36, 47)	0.83 (10, 10)	0.79 (9, 9)	0.72 (17, 13)	0.66 (24, 17)
TE	0.64 (45)	0.59 (6)	0.54 (5)	0.48 (10)	0.40 (30)

Notes: g_1 refers to the amount given to *other* according to the first-ranked alternative. Treatment TE contains the (10,10) alternative instead of the (9,11) alternative. The reported probabilities are based on Model 2 presented in Table 7. The numbers in parentheses report the number of subjects in the corresponding cell of the table. The qualitative results do not change if we pool subjects in the three middle categories of AAI where $g_1 \in \{2, 4, 7\}$.

Models 1 and 2 produce consistent results: subjects who reveal a relatively stronger AAI by giving more to *other* according to their first-ranked alternative are, on average, relatively less likely to be single-peaked. This suggests that *generosity runs out* more often than *selfishness runs out*.

Is this result a behavioral regularity or merely a statistical one? Consider treatment DB where a subject can give 0, 2, 4, 7, or 9 to *other* according to his first-ranked alternative. Irrespective of which alternative is ranked first, the remaining four alternatives can be arranged in 24 ways. Now suppose the first-ranked alternative is giving 0 to *other*. Out of the 24 possible arrangements of the remaining four alternatives only 1 will make the overall ranking of the five alternatives single-peaked. In general, 1, 4, 6, 4, and 1 out of the 24 arrangements of the remaining four alternatives will make the overall ranking single-peaked when the first-ranked alternative is giving 0, 2, 4, 7, or 9, respectively (see Table 2). Clearly, subjects who give relatively more to *other* according to their first-ranked alternative are not *uniformly* less likely to exhibit single-peakedness based on purely statistical considerations. We, therefore, believe that this result reveals a behavioral, and not, a statistical regularity.

The regression results do not lend support to another intuitively appealing explanation of the likelihood of single-peakedness. It is tempting to think that subjects who start with giving 0 or giving 9 (or, 10 in TE) to *other* as their first-ranked alternative would be more likely to be single-peaked relative to subjects who start with giving 2, 4, or 7 because of the relative ease of coming up with a ranking. The data do reveal that subjects whose first ranked alternative is giving 0 are significantly more likely to be single-peaked than subjects who start with giving 2, 4, or 7. However, subjects who start with giving 9 (or, 10) to *other* as their first-ranked alternative are less likely to be single-peaked than those who start with giving 2, 4, or 7. Thus, focusing on the relative ease of coming up with a ranking does not provide a coherent explanation for the patterns observed in the data.

5.3.2. Treatments DM and TM

The analysis of treatments DB, TB, and TE revealed that *positively* other-regarding tendencies, as captured by AAI, reduce the likelihood of single-peakedness. Treatments DM and TM allow us to examine whether the same holds with respect to *negatively* other-regarding tendencies which are captured by ADI.

Preferences of a subject will be non-monotonic with respect to the payoff of *other* if alternative (10, 10) is ranked above (16, 11) irrespective of the exact placement of these two alternatives in the overall ranking. A non-monotonic preference ranking is equivalent to revealing ADI. As discussed earlier, treatments DM and TM allow a more refined classification of subjects. Subjects can be classified both in terms of their AAI and ADI. Before analyzing the Probit regressions we note that about 30% of the subjects rank the alterna-

tive (10, 10) above (16, 11) in treatments DM and TM and thus exhibit non-monotonicity (see Table A4 in the Supplement). There is no difference in the proportion of subjects who exhibit non-monotonicity across treatments DM and TM [$\chi^2(1) = 0.099$, $P = 0.753$].¹⁹

Results of Probit regressions for treatments DM and TM are reported in Table 8. Model 1 reveals significantly negative marginal effects of AAI and ADI. The results from Model 1 can be summarized as follows.

1. Increasing AAI reduces the likelihood of single-peakedness irrespective of whether subjects show ADI or not.
2. Subjects who show ADI are less likely to be single-peaked than those who do not, at *all* levels of AAI.

Consider one of the key differences between treatments DB and DM. A subject in treatment DM faces the additional consideration of how to rank the efficient (16, 11) alternative relative to the inefficient but ‘equal’ (10, 10) alternative; a consideration which is absent in treatment DB given the set of alternatives. The manner in which a subject resolves this consideration determines whether or not we label him as ADI in treatment DM. It is possible that the marginal impact of this consideration on the likelihood of single-peakedness varies with the level of AAI. For instance, the marginal effect could be relatively lower for subjects who reveal stronger AAI as such subjects are already quite likely to be non-single-peaked based on the findings from treatments DB. There is no theory to suggest that the opposite case is not possible. Hence, Model 2^m reported in Table 8 examines this issue by including the interaction of AAI and ADI as an additional regressor.

The positive and statistically significant marginal effect of the interaction term in Model 2^m helps us revise the findings from Model 1^m in the following manner (see Table 9 for the predicted probabilities of single-peakedness based on the results from Model 2^m).

1. Increasing AAI reduces the likelihood of single-peakedness among subjects who do not show ADI but has no impact on those who show ADI.
2. Subjects who show ADI are less likely to be single-peaked than those who do not at *all but the highest* level of AAI (confirmed by *t*-tests at the 5% significance level).

The common result from both Models 1^m and 2^m is that that having a high AAI *or* being ADI decreases the likelihood of single-peakedness. In other words, presence of positive and/or negative other regarding tendency reduces the likelihood of single-peakedness relative to the absence of both which goes against the implicit assumption of the existing theories of other-regarding preferences.

¹⁹The proportion of women who exhibit non-monotonicity (~40%) is higher than the corresponding proportion of men (~20%). This result is in line with those reported by Andreoni and Vesterlund (2002) and surveyed by Croson and Gneezy (2009).

Table 8: Who violates single-peakedness in DM and TM?

	Model 1 ^m	Model 2 ^m
TM	0.067 (0.057)	0.068 (0.057)
Male	-0.086 (0.056)	-0.073 (0.056)
AAI	-0.023*** (0.007)	-0.032*** (0.008)
ADI	-0.156** (0.071)	-0.328*** (0.116)
AAI × ADI		0.026* (0.013)
Observations	192	192
Pseudo-R ²	0.0961	0.1160

Notes: Same as Table 8 with the appropriate modifications in view of the treatments involved.

Table 9: Predicted probability of single-peakedness in DM and TM based on Model 2^m

	Increasing AAI →			
	$g_1^m = 0$	$g_1^m = 4$	$g_1^m = 7$	$g_1^m = 10$
Not ADI	0.95 (61)	0.89 (19)	0.78 (20)	0.66 (34)
ADI	0.72 (18)	0.70 (16)	0.72 (4)	0.69 (20)

Notes: g_1^m refers to the amount given to *other* according to the first-ranked alternative among the four alternatives excluding (16, 11). A subject is (not) ADI if he ranks alternative (16, 11) (above) below alternative (16, 11). The numbers in parentheses report the number of subjects in the corresponding cell of the table. The qualitative results do not change if we pool subjects in the two middle categories of AAI where $g_1^m \in \{4, 7\}$.

Table 10: Single-peakedness across self-regarding and other-regarding subjects

Type of Subjects	Treatment					
	All	DB	TB	TE	DM	TM
Self-regarding	$\frac{159}{189}$ (84%)	$\frac{33}{36}$ (92%)	$\frac{41}{47}$ (87%)	$\frac{28}{45}$ (62%)	$\frac{36}{39}$ (92%)	$\frac{21}{22}$ (95%)
Other-regarding	$\frac{199}{291}$ (68%)	$\frac{43}{60}$ (72%)	$\frac{35}{49}$ (71%)	$\frac{24}{51}$ (47%)	$\frac{40}{57}$ (70%)	$\frac{57}{74}$ (77%)

Notes: The entries in the table should be read as follows: single-peaked rankings were reported by 159 out of the 189 subjects across all treatments who can be classified as self-regarding.

We conclude the discussion of who violates single-peakedness by reporting the proportion of self-regarding and (positively and/or negatively) other-regarding subjects who exhibit single-peakedness (Table 10). We have labeled subjects as self-regarding if (i) $g_1 = 0$ in treatments DB, TB, and TE and (ii) $g_1^m = 0$ and $(16, 11)$ is ranked above $(10, 10)$ in treatments DM and TM. All remaining subjects belong to the other-regarding category. About 84% of self-regarding subjects and 68% of other-regarding subjects exhibit non-single-peakedness in the pooled data.

5.4. Where does non-single-peakedness arise?

We wrap up the data analysis by highlighting another interesting pattern in the data. Consider treatments DB, TB, and TE where the notion of single-peakedness is defined over all the five alternatives. We shall refer to an alternative in terms of the amount that can be given to *other*. Suppose a subject's first-ranked alternative is, say, 4. If his second-ranked alternative is either 0 or 9, then even without knowing the rest of his ranking we can unambiguously conclude that his overall ranking will be non-single-peaked. In such a scenario, we shall say that the subject exhibited non-single-peakedness *for the first time* at his 'second-ranked' alternative. In contrast, if his second-ranked alternative is 2 or 7 we can not yet conclude that his overall ranking is single-peaked or non-single-peaked.

Suppose the subject's first two alternatives are $4 \succ 2$. If the third-ranked alternative is 9, then the subject's ranking will definitely be non-single-peaked and we shall say that the subject exhibited non-single-peakedness for the first time at his 'third-ranked' alternative. In contrast, if his third-ranked alternative is 7 or 0, then we can not yet be conclusive. Now suppose the first three alternatives are $4 \succ 2 \succ 0$. If the fourth-ranked alternative is 9, then his ranking will be non-single-peaked and we shall say that he exhibited non-single-peakedness for the first time at his 'fourth-ranked' alternative. In contrast, if his first four alternatives are $4 \succ 2 \succ 0 \succ 7$, then his ranking must be single-peaked.

Table 11: Where does non-single-peakedness occur for the first time?

First violation of SPness occurs at	Treatments			
	DB	TB	TE	Total
2 nd rank	$\frac{10}{20}$ (50%)	$\frac{14}{20}$ (67%)	$\frac{25}{44}$ (57%)	$\frac{49}{84}$ (58%)
3 rd rank	$\frac{8}{20}$ (40%)	$\frac{6}{20}$ (33%)	$\frac{10}{44}$ (23%)	$\frac{24}{84}$ (29%)
4 th rank	$\frac{2}{20}$ (10%)	$\frac{0}{20}$ (0%)	$\frac{9}{44}$ (20%)	$\frac{11}{84}$ (13%)

Notes: The entries in the table should be read as follows: 10 out of the total 20 violations of single-peakedness in treatment DB occurred at the second rank. The numbers in the parentheses report the corresponding percentage rounded off to the nearest integer.

In general, in treatments DB, TB, and TE, we can go through the subject’s ranking and identify where he exhibited non-single-peakedness for the first time. Any subject can do so at the second, third, or fourth rank. Table 11 reveals that most violations of single-peakedness occur at the second rank while least number of violations occur at the fourth rank in treatments DB, TB, and TE.²⁰

This pattern will prove useful in the discussion of potential reasons for violations of single-peakedness in the following section. At present, we wish to highlight that it allays a potentially important concern with the choice of probabilities in our experiment. Recall that the probability of the first, second, third, fourth, or fifth ranked alternative being used to determine the payoffs in our treatments are 0.50, 0.30, 0.15, 0.05, and 0.00, respectively. It could be argued that a probability of 0.05 is ‘too close’ to a probability of 0.00 and this could contribute heavily to non-single-peakedness at the fourth rank.

To elaborate the concern, consider a subject in treatment DB. Suppose his true ranking – in terms of the amounts given to *other* – is the single-peaked ranking $9 \succ 7 \succ 4 \succ 2 \succ 0$. It is possible that the subject instead reports the non-single-peaked ranking $9 \succ 7 \succ 4 \succ 0 \succ 2$ because he treats the probability of 0.05 to be effectively 0.00. Such a concern does not seem to materialize in the data as first occurrence of non-single-peakedness is mostly observed at the second rank. In fact, this result effectively holds conditional on the first-ranked alternative and/or gender of the subjects.

²⁰The analysis for treatments DM and TM is slightly different because single-peakedness is defined with respect to only four alternatives. The qualitative results presented here hold in treatments DM and TM as well and are described in the Supplement.

6. Discussion and conclusion

Most studies in the experimental literature on other-regarding preferences test a particular theory or compare competing theories. In a pioneering paper, Andreoni and Miller (2002) asked a far more general question: “Can subjects’ concerns for altruism or fairness be expressed in the economists’ language of a well-behaved preference ordering?” They elicited choices of subjects in a series of dictator games with varying pie sizes and prices of giving to another subject and tested whether choices are consistent with the Generalized Axiom of Revealed Preference (Afriat, 1967; Varian, 1982). Almost all subjects behaved *as if* they were maximizing a utility function representing a well-behaved preference ordering.

We draw upon the work of Cox, Friedman, and Sadiraj (2008) to extend the analysis of the question raised by Andreoni and Miller. As understanding the structure of the underlying preference orderings is the main motivation, we devise a mechanism to directly elicit preference orderings. Well-behaved orderings over collinear sure alternatives specifying sure material payoffs to *self* and *other* are single-peaked as per the assumptions of the existing theories of other-regarding preferences.²¹ Our key findings are summarized below.

[F1] Single-peakedness is significantly lower in treatment TE which contains alternative (10, 10) relative to treatment TB which instead contains (9, 11).

[F2] Positively and/or negatively other-regarding subjects are less likely to report single-peaked rankings than self-regarding subjects.

[F3] Non single-peakedness arises for the first time relatively more towards the top rather than the bottom of subjects rankings irrespective of the first-ranked alternative.

[F4] We find no difference in the likelihood of single-peakedness across (i) men and women and (ii) dictators and comparable trustees.

[F5] Nearly 16% of the self-regarding subjects and 32% of the other-regarding subjects reported non-single-peaked rankings.

In the following, we delineate the potential reasons for violations of single-peakedness, discuss the challenges involved in systematically exploring them in future studies, and highlight some potential directions for related theoretical and experimental work.

²¹To the best of our knowledge, Andreoni, Castillo, and Petrie (2003) is the only prior study that mentions the notion of single-peakedness in the context of other-regarding preferences. However, the manner in which we exploit this notion is very different.

6.1. Reasons for violations of single-peakedness

Can we attribute non-single-peakedness to random errors on part of the subjects? We believe violations of single-peakedness can only be partly attributed to errors because there is a systematic pattern to *who* violates single-peakedness and *where* single-peakedness is violated in subjects' rankings as summarized in findings [F2] and [F3]. It seems unsatisfactory to dismiss patterns of behavior that the existing framework can not accommodate as errors in the decision making process.

Theories of outcome-based other-regarding preferences model the preferences of an individual over sure alternatives where each sure alternative specifies sure material payoffs for *self* and *other*. Preferences over sure alternatives are modeled with the help of *one* binary relation. The binary relation is assumed to satisfy a set of core axioms. From a *theoretical* perspective, this modeling approach immediately suggests the following two sources of non-single-peakedness in our experiment.

[S1] Preferences over sure alternatives cannot be modeled with only one binary relation.

[S2] Preferences can be modeled with one binary relation but one or more of the core preference axioms are violated.

Our experiment does not allow us to unambiguously pin-point [S1] or [S2] as the source of any particular violation of single-peakedness. We shall argue that distinguishing [S1] from [S2] is a non-trivial empirical problem which is difficult, if not impossible, to resolve irrespective of how one chooses to implement the experiment. However, we shall also argue that the observed patterns in violations of single-peakedness suggest that all violations of single-peakedness can potentially be explained by appealing only to [S1]. In contrast, it seems difficult to do so by appealing to [S2] alone.

To see the *behavioral* role of [S1], suppose a subject in the DB treatment reports the non-single-peaked ranking $9 \succ 0 \succ 2 \succ 4 \succ 7$ in terms of the amounts given to *other*. It is possible that the subject uses two 'rationales' (in a sequential manner) to come up with this ranking (Tadenuma, 1998; Kalai, Rubinstein, and Spiegler, 2002; Manzini and Mariotti, 2007). The first rationale focusses on identifying the most 'generous' alternative and ranking it first while the second rationale involves focussing on one's own payoff thereafter.

[S1] can, in principle, be used to provide an explanation for findings [F1], [F2], and [F3]. We first explain [F1] – the significant difference in the extent of single-peakedness across TB and TE. We do so by adapting the arguments put forth by Sen (1993), McFadden (1999), and Kalai, Rubinstein, and Spiegler (2002) in a related context. Consider a trustee in treatment TB faced with the task of ranking the alternatives which involve giving 0, 2, 4,

7, and 9 to *other*. Most subjects might interpret these alternatives ‘uni-dimensionally’ by noting that they involve giving different amounts to *other*. The presence of the equal-split alternative in treatment TE, perhaps, disturbs this uni-dimensional interpretation of the alternatives. A significant fraction of subjects may think that giving 10 not only amounts to giving the most but it is the ‘fair’ thing to do as well. This informal description can be formally captured by allowing a higher-dimensional description of alternatives or by modeling preferences with the help of multiple binary relations.²²

[S1] is consistent with patterns regarding who violates single-peakedness (finding [F2]) and where single-peakedness is violated (finding [F3]). If a subject uses two rationales with the first one focussed on generosity and the second one focussed on payoffs to *self*, then what we refer to non-single-peakedness because *generosity runs out*, can be explained. Similarly, non-single-peakedness when *selfishness runs out* could be due to the possibility that a subject uses the same two rationales but in the reverse order.²³

One could potentially construct preference structures with the help of only one binary relation that violate one or more of the core preference axioms and allow us to rationalize the significant difference in single-peakedness across TB and TE. Such a rationalization would be compelling if it is accompanied with a behavioral explanation as to *why* the preferences have such a structure *without* implicitly or explicitly appealing to [S1]. It is exceedingly hard to provide a behavioral explanation for findings [F1], [F2], and [F3] by appealing only to violations of the core preference axioms.

6.2. Probabilistic and non-probabilistic elicitation mechanisms

We use a probabilistic mechanism to infer the preferences over sure alternatives. Preferences over sure alternatives can be extended to preferences over lotteries (whose potential outcomes are the sure alternatives) by using any theory of decision making under risk. Thus, from a theoretical perspective, non-single-peakedness in our experiment can also be attributed to the following source.

[S3] Preferences over sure alternatives can be modeled with one binary relation that satisfies the core axioms but preferences over lotteries are such that the reported ranking can not be unambiguously interpreted as the preference ranking over the sure alternatives. (see [Q1] in Section 3.2.2.).

²²The language in which a subject describes the set of alternatives to himself may be such that it ceases to be a subset of \mathbb{R}_+^2 . The interested reader may refer to Kalai, Rubinstein, and Spiegel (2002) for a discussion of why relying on multiple binary relations is an appropriate way of modeling such situations.

²³The choice of the probabilities used to determine payoffs – 0.50, 0.30, 0.15, 0.05, 0.00 – suggests that a subject who uses these two rationales should switch from a generous (selfish) first-ranked alternative to a selfish (generous) alternative primarily at the second rank.

Suppose the true preference ranking of a subject over the sure alternatives in treatment DB is $9 \succ 7 \succ 4 \succ 2 \succ 0$. Further suppose that his preferences over lotteries can not be modeled using any theory of decision making under risk which leads to an affirmative answer to [Q1] in Section 3.2.2. In such a case, the subject could report the non-single-peaked ranking $9 \succ 0 \succ 2 \succ 4 \succ 7$ instead of his true ranking. However, it would be inaccurate to conclude that the subject's ranking over the sure alternatives is not in line with the existing theories of other-regarding preferences because the elicitation mechanism would be the real source of the observed non-single-peakedness.

Non-single-peakedness in our experiment is consistent with [S3]. However, [S3] does not seem to provide a fundamental explanation for the differences in single-peakedness across treatments TB and TE because it seems difficult to explain *why* the MDP mechanism would be the source of non-single-peakedness significantly more often in TE *without* implicitly or explicitly appealing to [S1]. To press the idea further, recall that we find (i) weakly significant differences in the distribution of first-ranked alternatives and (ii) strongly significant differences in the extent of single-peakedness across treatments TB and TE. Güth et al. (2001) report results from mini-ultimatum games with and without the equal-split. The proposer could propose (10, 10) or (3, 17) in their 'equal-split' treatment (with the first entry referring to the payoff for the recipient). In the 'no-equal-split' treatment, the proposer could propose (9, 11) or (3, 17). Alternative (3, 17) is proposed significantly more often in the 'no-equal-split' treatment. Similar results are obtained by Falk, Fehr, and Fischbacher (2003).²⁴

It is crucial to note that these findings can not be explained by appealing to [S3] because Gueth et al. (2001) and Falk et al. (2003) elicit choices of proposers using a *non-probabilistic* mechanism. In contrast, a reasoning along the lines of [S1] can potentially explain these findings as the presence of the equal-split alternative may induce a significant fraction of subjects to cognitively represent the alternatives in a multi-dimensional way which, in turn, would be equivalent to saying that subjects employ multiple binary relations to arrive at their choice.

Unfortunately, no currently known probabilistic mechanism seems capable of unambiguously distinguishing between [S1]/[S2] and [S3] as the source of any given violation of single-peakedness. As an example, consider an alternative way of implementing the treatment DB. The dictator can be asked to make a choice from all the subsets of the set of alternatives that contain at least two alternatives. One of the choice problems can be selected randomly for payment with all choice problems being equally likely to be se-

²⁴In general, the experimental literature on bargaining contains several studies that highlight the role of the availability of equal-split. In a recent study Anbarci and Feltovich (2011) find that responsiveness to changes in the disagreement outcome is relatively higher when one agent has a disagreement payoff above half the pie size (so that 50-50 splits are not individually rational).

lected. The choices made by the dictator in all problems can be used to check whether or not the inferred ranking over the alternatives is single-peaked. One would not be able to pin-point the precise reason for violations of single-peakedness even with this design. [S1]/[S2] clearly qualify as potential reasons. [S3] can also be a potential reason because the probabilistic payment mechanism may not provide subjects the incentive to truthfully report their preferred choice across all choice problems (Cox, 2010).²⁵

We have included the discussion of [S3] as part of methodological issues because it is the choice of the MDP mechanism that forces us to entertain [S3] as a potential source of non-single-peakedness. A non-probabilistic mechanism will rule out [S3], *a priori*, as a potential source of non-single-peakedness but will introduce a different concern. Consider yet another way of implementing the treatment DB where (i) a subject is asked to choose an alternative from all the subsets of the set of alternatives that contain at least two alternatives and (ii) he is paid for all the choice problems. This payment mechanism eliminates any appeal to preferences over lotteries. But, it does not address the actual question of interest. When a subject is paid for the decision made in every choice problem, we do not elicit the preferences of the subject over a *fixed* set of alternatives. The payment received by the subject alters the set of alternatives he actually faces as he proceeds with the task of making choices. Thus, from a theoretical perspective, both probabilistic and non-probabilistic mechanisms seem incapable of pin-pointing the source of violations of single-peakedness.²⁶

6.3. Concluding remarks

The question raised by Andreoni and Miller (2002) exemplifies that the literature on other-regarding preferences aims to go beyond *as if* explanations for observed choices and gain a better understanding of the underlying preferences (Fehr and Falk, 2002; Blanco, Engelmann, and Norman, 2011). The goal of this literature makes it pertinent to devise ways to chip away at the *as if* approach and directly investigate the preference structure.²⁷ Eliciting rankings and testing their single-peakedness is a step in this direction. At the very least, it provides significantly more information about the structure of individual preferences at no additional monetary cost to the experimenter since the first-ranked alternatives are quite likely to serve as a very good proxy for the choice subjects would have made if they were asked to choose an alternative.

²⁵The interested reader may refer to Cox, Sadiraj, and Schmidt (2011) for a detailed discussion.

²⁶We used the MDP mechanism because it does not seem to be any worse than the non-probabilistic mechanisms. In addition, it is a novel mechanism which could potentially be employed to address questions related to preference structures beyond the domain of other-regarding preferences.

²⁷It is often the case that choices made by subjects are used to estimate the parameters of a flexible utility function (Andreoni and Miller, 2002; Fisman, Kariv, and Markovits, 2007). Such an exercise would become significantly more meaningful if the underlying preferences are indeed single-peaked.

Fudenberg and Levine (2011) prove that extending other-regarding preferences over sure alternatives to lotteries with expected utility theory involves a fundamental conflict between the IIA axiom and behaviorally appealing notions of ex-ante fairness. This suggests caution while interpreting theoretical predictions of strategic interactions between agents having other-regarding preferences since analyzing strategic interactions between agents with other-regarding preferences necessarily involves extending preferences over sure alternatives to preferences over lotteries.²⁸ As highlighted by Fudenberg and Levine (2011), a fruitful direction for future research would be to devise other-regarding preference structures that are behaviorally sound and can be extended from sure alternatives to lotteries in empirically valid ways.

Recent advances in individual choice theory suggest that a framework which models preferences using multiple binary relations may provide a better understanding of individual behavior (Manzini and Mariotti, 2007). Such an approach could be an interesting avenue for future theoretical and experimental research on other-regarding preferences as it naturally extends the idea of modeling preferences with only one binary relation (Tadenuma, 1998; Kalai, Rubinstein, and Spiegler, 2002; Manzini and Mariotti, 2007). In addition, it could provide a route to formalize the suggestion that individuals might be using a family of rules of thumb or heuristics (Cox, 2004; Wilson, 2010).

References

- Afriat, S. (1967). “The Construction of a Utility Function From Expenditure Data.” *International Economic Review*, 8, 67-77.
- Anbarci, N., and N. Feltovich. “How Responsive are People to Changes in their Bargaining Position? Earned Bargaining Power and the 50–50 Norm.” *Working Paper*.
- Andreoni, J., and J. H. Miller. (2000). “Giving According to GARP: An Experimental Test of the Consistency of Preferences for Altruism.” *Econometrica*, 70, 737-753.
- Andreoni, J., and L. Vesterlund. (2001). “Which is the Fair Sex? Gender Differences in Altruism.” *Quarterly Journal of Economics*, 116, 293-312.
- Andreoni, J., M. Castillo, and R. Petrie. (2003). “What do Bargainers’ Preferences Look Like? Exploring a Convex Ultimatum Game.” *American Economic Review*, 93, 672-685.
- Bardsley, N. (2008). “Dictator Game Giving: Altruism or Artefact?” *Experimental Economics*, 11, 122-133.

²⁸There is a close parallel between their axioms of ‘ex-ante fairness for me’ and ‘ex-ante fairness for you’ and what we refer to as non-single-peakedness because ‘generosity runs out’ and ‘selfishness runs out,’ respectively. Thus, our findings hint towards the behavioral importance of the issues raised by Fudenberg and Levine (2001). An attempt to directly test the axioms proposed by Fudenberg and Levine should be undertaken with caution since it might not be easy to pin-point whether (and when) [S1], [S2], or [S3] explains the results.

- Berg, J., J. Dickhaut, and K. McCabe. (1995). "Trust, Reciprocity and Social History." *Games and Economic Behavior*, 10, 122-142.
- Bolton, G. E. and A. Ockenfels. (2000). "ERC: A Theory of Equity, Reciprocity, and Competition." *American Economic Review*, 90, 166-193.
- Black, D. (1958). *Theory of Committees and Elections*. Cambridge University Press, Cambridge.
- Blanco, M., D. Engelmann, and H. T. Normann. (2011). "A Within-Subject Analysis of Other-Regarding Preferences." *Games and Economic Behavior*, 72, 321-338.
- Camerer, C. F., and K. Weigelt. (1988). "Experimental Tests of a Sequential Equilibrium Reputation Model." *Econometrica*, 56, 1-36.
- Casari, M. and T. N. Cason. (2009). "The Strategy Method Lowers Measured Trustworthy Behavior." *Economics Letters*, 103, 157-159.
- Chakravarty, S., Y. Ma, and S. Maximiano. (2011). "Lying and Friendship." *Working Paper*.
- Charness, G., and M. Rabin. (2002). "Understanding Social Preferences with Simple Tests." *Quarterly Journal of Economics*, 117, 817-869.
- Cox, J. C. (2004). "How to Identify Trust and Reciprocity." *Games and Economic Behavior*, 46, 260-281.
- Cox, J. C., D. Friedman, and V. Sadiraj. (2008). "Revealed Altruism." *Econometrica*, 76, 31-69.
- Cox, J. C. (2010). "Some Issues of Methods, Theories, and Experimental Designs." *Journal of Economic Behavior and Organization*, 73, 24-28.
- Cox, J. C., V. Sadiraj, and U. Schmidt. (2011). "Paradoxes and Mechanisms for Choice under Risk." *Working Paper*.
- Craven, J. (1992). *Social Choice*. Cambridge Univ. Press, Cambridge, 1992.
- Croson, R., and U. Gneezy. (2009). "Gender Differences in Preferences." *Journal of Economic Literature*, 47, 1-27.
- Dufwenberg, M., and G. Kirchsteiger. (2004). "A Theory of Sequential Reciprocity." *Games and Economic Behavior*, 47, 268-298.
- Falk, A. E. Fehr, and U. Fischbacher. (2003). "On the Nature of Fair Behavior." *Economic Inquiry*, 41, 20-26.
- Falk, A., and U. Fischbacher. (2006). "A Theory of Reciprocity." *Games and Economic Behavior*, 54, 293-315.
- Fehr, E., and A. Falk. (2002). "Psychological Foundations of Incentives." *European Economic Review*, 46, 687-724.
- Fehr, E. and K. M. Schmidt. (1999). "A Theory of Fairness, Competition, and Cooperation." *Quarterly Journal of Economics*, 114, 817-868.

- Fischbacher, U. (2007). “z-Tree: Zurich Toolbox for Ready-made Economic Experiments.” *Experimental Economics*, 10, 171-178.
- Fisman, R., S. Kariv, and D. Markovits. (2007). “Individual Preferences for Giving.” *American Economic Review*, 97, 1858-1876.
- Forsythe, R., J. Horowitz, N. Savin, and M. Sefton. (1994). “Fairness in Simple Bargaining Experiments.” *Games and Economic Behavior*, 6, 347-369.
- Friedman, M. (1953). *Essays in Positive Economics*, University of Chicago Press, Chicago.
- Fudenberg, D., and D. K. Levine. (2011). “Fairness, Risk Preferences, and Independence: Impossibility Theorems.” *Working Paper*. □ Güth, W., R. Schmittberger, and B. Schwarze. (1982). “An Experimental Analysis of Ultimatum Bargaining.” *Journal of Economic Behavior and Organization*, 3, 367-388.
- Güth, W., S. Huck, and W. Müller. (2001). “The Relevance of Equal Splits in Ultimatum Games.” *Games and Economic Behavior*, 37, 161-169.
- Kahneman, D., and A. Tversky. (1979). “Prospect Theory: An Analysis of Decision under Risk.” *Econometrica*, 47, 263-291.
- Kalai, G., A. Rubinstein, and R. Spiegel. (2002). “Rationalizing Choice Functions by Multiple Rationales.” *Econometrica*, 70, 2481-2488.
- List, J. A. (2007). “On the Interpretation of Giving in Dictator Games.” *Journal of Political Economy*, 115, 482-493.
- Manzini, P., and M. Mariotti. (2007). “Sequentially rationalizable Choice.” *American Economic Review*, 97, 1824-1838.
- McFadden, D. L. (1999). “Rationality for Economists.” *Journal of Risk and Uncertainty*, 19, 73-105.
- Morgenstern, O., and J. V. Neumann. (1944). *Theory of Games and Economic Behavior*. Princeton University Press, Princeton.
- Quiggin, J. (1982). “A Theory of Anticipated Utility.” *Journal of Economic Behavior and Organization*, 3, 323-343.
- Sen, A. (1993). “Internal Consistency of Choice.” *Econometrica*, 61, 495-521.
- Tadenuma, K. (1998). “Efficiency First or Equity First? Two Principles and Rationality of Social Choice.” *Journal of Economic Theory*, 104, 462-472.
- Varian, H. R. (1982). “The Nonparametric Approach to Demand Analysis.” *Econometrica*, 50, 945-972.
- Wilson, B. J. (2010). “Social Preferences aren’t Preferences.” *Journal of Economic Behavior and Organization*, 73, 77-82.
- Yaari, M. E. (1987). “The Dual Theory of Choice Under Risk.” *Econometrica*, 55, 95-115.