

Neuenkirch, Matthias

Working Paper

Monetary policy transmission in vector autoregressions: A new approach using central bank communication

MAGKS Joint Discussion Paper Series in Economics, No. 43-2011

Provided in Cooperation with:

Faculty of Business Administration and Economics, University of Marburg

Suggested Citation: Neuenkirch, Matthias (2011) : Monetary policy transmission in vector autoregressions: A new approach using central bank communication, MAGKS Joint Discussion Paper Series in Economics, No. 43-2011, Philipps-University Marburg, Faculty of Business Administration and Economics, Marburg

This Version is available at:

<https://hdl.handle.net/10419/56513>

Standard-Nutzungsbedingungen:

Die Dokumente auf EconStor dürfen zu eigenen wissenschaftlichen Zwecken und zum Privatgebrauch gespeichert und kopiert werden.

Sie dürfen die Dokumente nicht für öffentliche oder kommerzielle Zwecke vervielfältigen, öffentlich ausstellen, öffentlich zugänglich machen, vertreiben oder anderweitig nutzen.

Sofern die Verfasser die Dokumente unter Open-Content-Lizenzen (insbesondere CC-Lizenzen) zur Verfügung gestellt haben sollten, gelten abweichend von diesen Nutzungsbedingungen die in der dort genannten Lizenz gewährten Nutzungsrechte.

Terms of use:

Documents in EconStor may be saved and copied for your personal and scholarly purposes.

You are not to copy documents for public or commercial purposes, to exhibit the documents publicly, to make them publicly available on the internet, or to distribute or otherwise use the documents in public.

If the documents have been made available under an Open Content Licence (especially Creative Commons Licences), you may exercise further usage rights as specified in the indicated licence.

MAGKS



**Joint Discussion Paper
Series in Economics**

by the Universities of
Aachen · Gießen · Göttingen
Kassel · Marburg · Siegen

ISSN 1867-3678

No. 43-2011

Matthias Neuenkirch

**Monetary Policy Transmission in Vector Autoregressions:
A New Approach Using Central Bank Communication**

This paper can be downloaded from
http://www.uni-marburg.de/fb02/makro/forschung/magkspapers/index_html%28magks%29

Coordination: Bernd Hayo • Philipps-University Marburg
Faculty of Business Administration and Economics • Universitätsstraße 24, D-35032 Marburg
Tel: +49-6421-2823091, Fax: +49-6421-2823088, e-mail: hayo@wiwi.uni-marburg.de

Monetary Policy Transmission in Vector Autoregressions: A New Approach Using Central Bank Communication

Matthias Neuenkirch

Philipps-University Marburg

This version: 21 October 2011

Corresponding author:

Matthias Neuenkirch
Faculty of Business Administration and Economics
Philipps-University Marburg
D-35032 Marburg
Germany
Tel.: +49-6421-2823090
Fax: +49-6421-2823088
Email: m.neuenkirch@wiwi.uni-marburg.de

* Thanks to Edith Neuenkirch, Florian Neumeier, and Matthias Uhl for their helpful comments on earlier versions of the paper. The usual disclaimer applies.

**Monetary Policy Transmission in Vector Autoregressions:
A New Approach Using Central Bank Communication**

Abstract

In this paper, we study the role central bank communication plays in the monetary policy transmission mechanism. We employ the Swiss Economic Institute's Monetary Policy Communicator to measure the future stance of the European Central Bank's monetary policy. Our results indicate that, first, communication influences prices and output. Second, communication partly crowds out the effects of the short-term interest rate as the latter's influence is lower and its implementation lag increases compared to a benchmark model without central bank communication. Future work on monetary policy transmission should incorporate both a short-term interest rate and a communication indicator.

Keywords: Central Bank Communication, European Central Bank, Monetary Policy Shocks, Monetary Policy Transmission, Vector Autoregression

JEL: E52, E58

1. Introduction

Ever since Sims's seminal paper (1980), transmission of monetary policy typically has been studied using a vector autoregression (VAR) approach. In general, contractive monetary policy is found to decrease output and price level, with a maximum impact occurring after a time lag of 12–24 months (see, e.g., literature surveys by Leeper et al., 1996; Christiano et al., 1999). Several indicators of monetary policy stance have been tested over the past three decades: a monetary aggregate (Sims, 1980), an indicator based on minutes from meetings of the Federal Open Market Committee (Romer and Romer, 1989), non-borrowed reserves at the central bank (Eichenbaum, 1992), and the currently most widely accepted single indicator (Bernanke and Blinder, 1992)—the short-term interest rate (Sims, 1992).

Over the past 15 years, *central bank communication* has evolved as an important tool for central bankers. By providing regular information about its economic outlook and the future stance of monetary policy, a central bank can influence interest rate expectations.¹ Forward-looking agents alter their expectations before the interest rate changes. As a consequence, we observe fewer unexpected changes in monetary policy (Blinder et al., 2008) and studying actual policy shocks could thus paint a less than complete picture of the monetary transmission mechanism. In particular, VAR models that neglect the role of communication might overestimate the length of the implementation lag.

To date, however, this subject has not been studied in the context of monetary policy transmission mechanisms,² even though studying the dynamics of the short-term interest rate, output, and prices after (gradual) changes in communication could be insightful.³ This paper aims at filling this gap in the literature and employs the Swiss Economic Institute's (KOF) Monetary Policy Communicator (MPC) as an additional variable measuring communication about the future course of the European Central Bank's (ECB) monetary policy. This indicator covers forward-looking information about risks to price stability in the ECB president's statement after each interest rate decision (KOF, 2007) and provides a quantitative assessment of the ECB's expected future interest rate plans. The indicator potentially helps explaining any transmission process *before* an actual interest rate move.

¹ Theoretically, central bank communication matters (i) in the absence of a stationary economy or monetary policy rule or (ii) in the presence of non-rational expectations (Blinder et al., 2008).

² Note that Romer and Romer (1989) use central bank communication (minutes) to identify exogenous shocks in monetary policy. However, it is not clear why central bank communication should be treated as exogenous from macroeconomic developments or the short-term interest rate (Bernanke and Mihov, 1998). Therefore, this paper treats communication in post-meeting statements as additional endogenous variable.

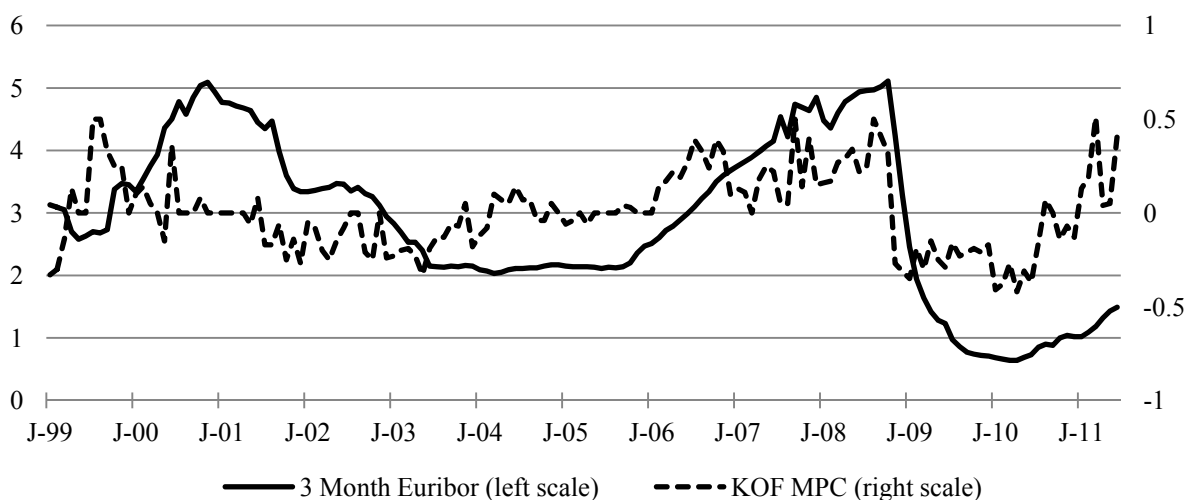
³ As shown later in this paper, communication does capture information about monetary policy beyond the 3-month interest rate.

Our sample period begins at the inception of the ECB in January 1999 and ends in June 2011 (150 monthly observations). Econometrically, we use VAR models to address the following research question: Does central bank communication play any role in the transmission of ECB monetary policy to output and prices? Our prior is that communication leads short-term interest rates and that both variables jointly influence output and prices.

2. Data and Econometric Methodology

We utilize two variables to measure monetary policy stance. In addition to the ‘classical’ 3-Month Euro Interbank Offered Rate (Euribor) we employ the KOF MPC. This indicator is based on a quantification of statements regarding future price stability made by the ECB President at monthly press conferences. It is constructed by balancing statements implying either (i) upside risks or (ii) downside risks to price stability against all statements on the topic of future price stability (KOF, 2007). Conrad and Lamla (2010) show that the EUR/USD exchange rate responds to ECB communication as measured by the KOF MPC. Sturm and de Haan (2011) find this indicator useful in predicting the ECB’s next policy decision—even when the interbank rate is included in a Taylor rule model. Thus, this indicator appropriately captures ECB communication and is of relevance to financial agents. Figure 1 plots the 3-Month Euribor and the KOF MPC.

Figure 1: 3-Month Euribor and KOF MPC



Source: ECB, KOF, and own calculations.

Although the KOF MPC does anticipate changes in the future target by two to three months (KOF, 2007), the correlation to the interbank rate—which should capture expectations about the future target rate over the next three months—is only 0.41 over our sample period.

Communication does capture information in monetary policy beyond the 3-month interest rate and, as a consequence, by including ECB communication in our model we may gain some further insight into monetary policy transmission.

Econometrically, we employ a VAR model as pioneered by Sims (1980). In the benchmark case without central bank communication, we estimate the four-variable model,

$$(1) y_t = \sum_{i=1}^k \alpha_i y_{t-i} + \mu_t,$$

where y_t is a 4x1 vector of endogenous variables containing the harmonised index of consumer prices (CPI), the industrial production index (IP), and monetary aggregate M3 (in logs, respectively), as well as the 3-month Euribor interest rate.⁴ All variables enter the system as level variables (Sims and Uhlig, 1991) with three lags.⁵ In a second step, we add the KOF MPC to the vector of endogenous variables to test for its (additional) influence on the monetary policy transmission process. To study the dynamic impact of monetary policy on prices and output, we simulate their reaction to changes in the short-term interest rate and/or the KOF MOC. These impulse response functions are obtained by using generalized impulse responses (Pesaran and Shin, 1998). The main advantage of this approach is that it requires no orthogonalisation of shocks and is invariant to the ordering of the variables in the VAR.⁶ Error bands are constructed by a parametric bootstrap procedure using 10,000 repetitions and show one and two standard error (SE) deviations in each direction.

3. Results

Figure 2 shows the impulse responses for the benchmark model that includes the short-term interest rate, but no central bank communication variable. A generalised one standard deviation (SD) shock in the short-term interest rate (14 basis points, bps) leads to a significant decrease in the price index after 14 months (after 25 months based on two SE bands). The maximum impact is found after 48 months: a hypothetical 25 bps hike lowers the price level by 26 bps. Note that the CPI reaction is significantly positive during the first five months, providing evidence for the well-known ‘price puzzle’ (see, e.g., Bernanke and Blinder, 1992;

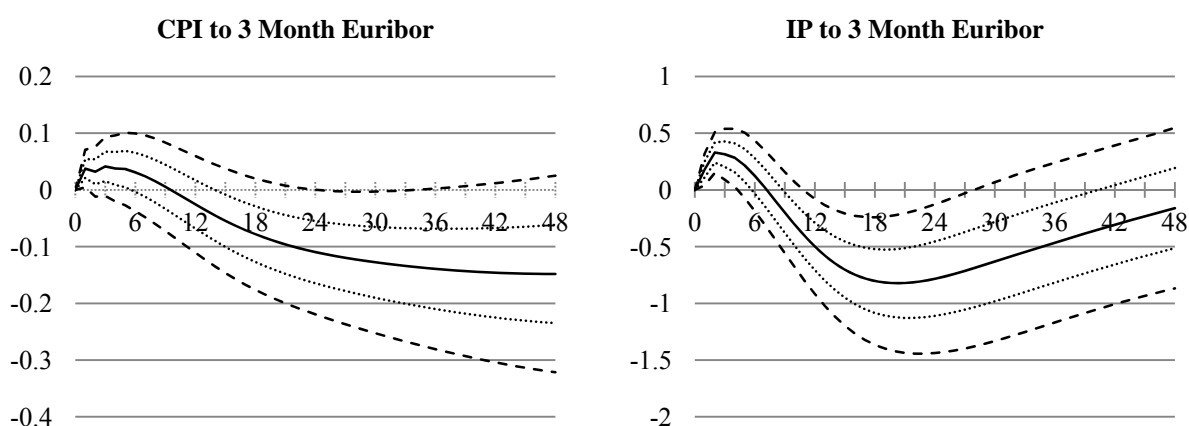
⁴ Data source: ECB. As part of our robustness tests, we considered other variables in the VAR setup: EUR/USD exchange rate, euro nominal effective exchange rate, U.S. short-term interest rate, and price indicators for commodities, housing, and oil. The results presented in Section 3 of the paper are robust to the inclusion of these variables. To optimise the degrees of freedom in our estimations, we stick with the parsimonious specification. All omitted results are available on request.

⁵ Out of a battery of lag-length selection criteria (sequential modified likelihood ratio test statistic, final prediction error, Akaike information criterion, Schwarz information criterion, Hannan-Quinn information criterion), we choose the lag length favoured by the majority of criteria.

⁶ A drawback is that by not *a priori* providing a structural framework for the VAR system, the error bands tend to be larger. However, the core implications of this paper hold even without *a priori* imposing any restrictions. Therefore, we stick with our ‘theory-free’ framework. Furthermore, imposing long-run restrictions (Blanchard and Quah, 1989) or sign restrictions (Uhlig, 2005) do not qualitatively change the results.

Sims, 1992). Sims's (1992) explanation for this phenomenon is intuitive: The central bank systematically responds to expectations of higher future inflation by raising the target rate but this increase is not enough to prevent inflation from actually rising in the very short-run. Prices then do indeed increase, but decline after the monetary policy implementation lag. Industrial production is affected in a similar way. After nine months (11 months if using two SE bands), output decreases significantly; the maximum drop of 142 bps after a 25 bps shock manifests after 20 months. The results are in line with findings from the early years of the European Monetary Union (see, e.g., van Els et al., 2003; Mojon and Peersman, 2003; Peersman and Smets, 2003; Angeloni et al., 2003). ECB monetary policy affects prices and output significantly, and after a considerable implementation lag.⁷

Figure 2: Benchmark Case—Impulse Responses



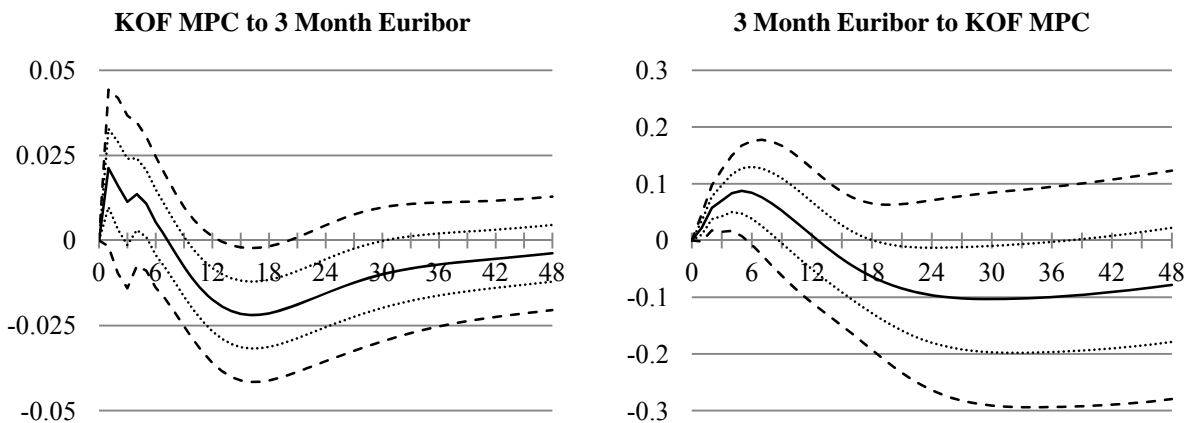
Note: The figure shows selected impulse response functions for a generalized one SD innovation in the 3-month Euribor. Error bands are one and two standard error deviations constructed from a parametric bootstrap. Full set of 16 impulse responses is available on request.

In a next step, we examine whether central bank communication plays any role in the transmission of ECB monetary policy to output and prices. We add the KOF MPC to the benchmark model and, first, explore the joint dynamics of both monetary policy indicators. Figure 3 shows the impulse responses for both variables. A generalised one SD shock in the KOF MPC (13 bps) leads to a significant increase in the short-term interest rate, with a maximum impact of 9 bps after five months. Changes discussed in communications precede changes in the short-term interest rate by about eight months, which implies that the ECB systematically uses communication to prepare the financial world for its upcoming interest

⁷ Other impulse responses (not shown here) are in line with *a priori* expectations. The short-term interest rate reacts positively to CPI and IP shocks, implying that the ECB is following a Taylor (1993) rule, and to M3 shocks (with a short time lag); CPI (with a short time lag) and IP increase after M3 shocks; finally, we have evidence for the liquidity effect as M3 goes down after shocks to the short-term interest rate.

rate policy. In contrast, a shock in the 3-month Euribor (14 bps), that is, an unexpected change in monetary policy, briefly increases the hawkishness of central bank communication (4 bps). However, after making an interest move for which it provided no preparation, the central bank corrects its communication as to future monetary policy significantly downward after 10 months (13 month when using 2 SE bands).

Figure 3: Augmented Case—Joint Dynamics of 3-Month Euribor and KOF MPC



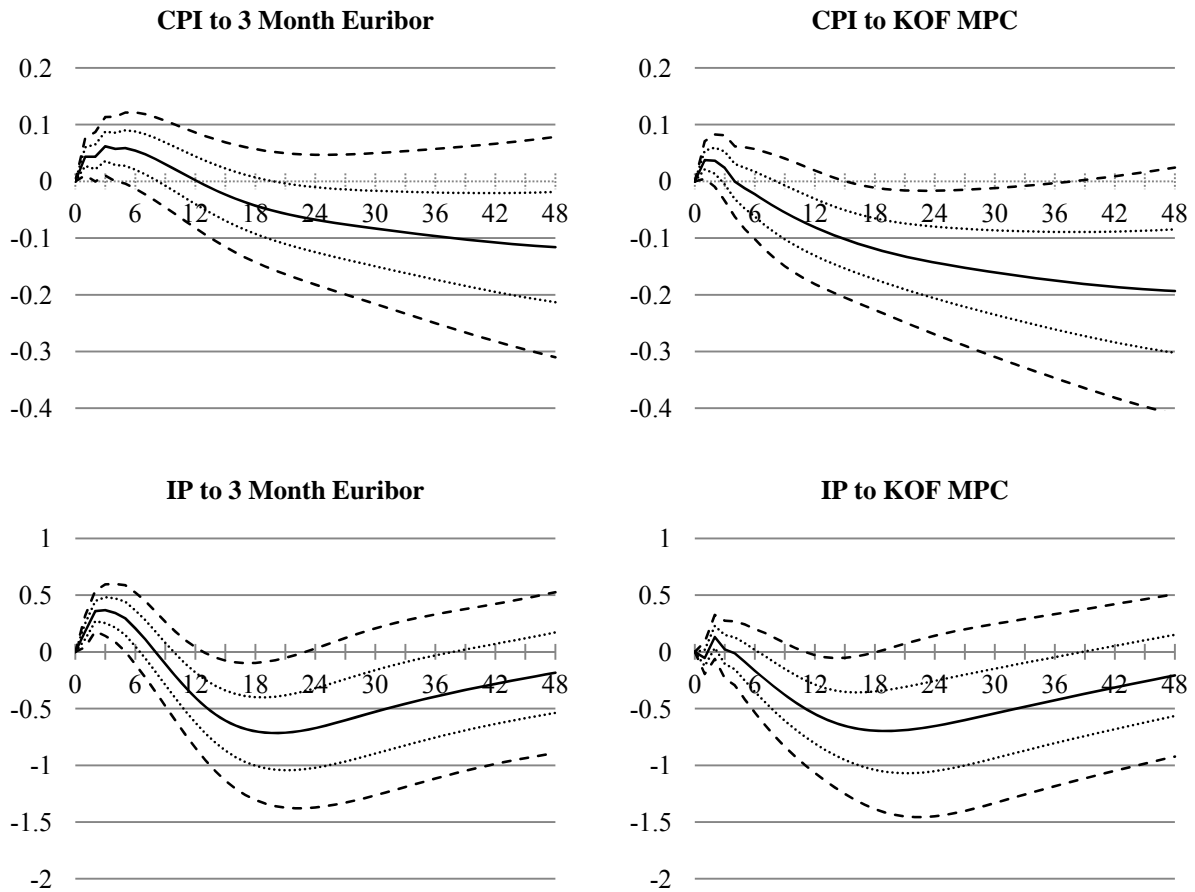
Note: The figure shows selected impulse response functions for a generalised one SD innovation in the 3-month Euribor and the KOF MPC. Error bands are one and two standard error deviations constructed from a parametric bootstrap. Full set of 25 impulse responses is available on request.

In a next step, we analyse how prices and output react to both monetary policy indicators. The impulse responses are shown in Figure 4. Communication about future monetary policy influences CPI and IP. It significantly lowers prices after nine months (16 months when using two SE bands) and exerts a lasting effect on the price level, with the maximum impact occurring after 48 months. To provide a quantitative figure, we translate the generalised one SD shock in communication as a change in communication that leads to an interest rate hike of 25 bps. Such a change in communication decreases the price level by a maximum of 55 bps. Communication partly crowds out the effects of monetary policy shocks in the augmented setup: the influence of the 3-month Euribor becomes significantly negative after 20 months (using one SE bands), which marks an increase in the implementation lag. Furthermore, the maximum impact of a 25 bps hike in the short-term interest rate is lower (21 bps) than without central bank communication (55 bps) and the price puzzle is more pronounced in the former case.

Industrial production's reaction to communication again takes place with a shorter time lag than for the 3-month Euribor (7 months vs. 10 months, one SE bands; 11 months vs. 13 months, two SE bands). The maximum contraction of output is found after 19 months (199

bps for the equivalent of a 25 bps hike) in the case of communication. An actual interest rate hike of 25 bps reduces the IP index by 128 bps after 20 months.⁸

Figure 4: Augmented Case—Impulse Responses



Note: The figure shows selected impulse response functions for a generalised one SD innovation in the 3-month Euribor and the KOF MPC. Error bands are one and two standard error deviations constructed from a parametric bootstrap. Full set of 25 impulse responses is available on request.

Communication successfully manages expectations about future interest rates. By engaging in communication, the ECB can steer inflation and output before an actual interest rate change take place. However, a VAR model using communication as the sole indicator of monetary policy performs much worse than our benchmark model (results not shown). The reaction of prices and output shows the correct sign, but is not statistically significant. Thus, communication is a complement to the short-term interest rate in monetary policy transmission.

⁸ Other impulse responses (not shown here) are in line with *a priori* expectations. The short-term interest rate and the KOF MPC react positively to CPI and IP shocks, implying that the ECB is following a Taylor (1993) rule in monetary policy actions and communications, and to M3 shocks (with a short time lag); CPI (with a short time lag) and IP increase after M3 shocks; finally, we have evidence for the liquidity effect as M3 goes down after shocks to the short-term interest rate and the KOF MPC.

Our results are robust to different maturities (overnight, 6-month, and 12-month) for the short-term interest rate. Furthermore, the short-term interest rate employed here is the average of daily interest rates during a particular month and also captures information after the ECB's decision, which usually takes place early in the month. In contrast, the KOF MPC includes information only up to this decision day and, thus, the timing aspect is not favouring the results for central bank communication.

4. Conclusions

In this paper, we study the influence of central bank communication in the monetary policy transmission mechanism using a VAR model. We employ the Swiss Economic Institute's Monetary Policy Communicator as a variable (along with the short-term interest rate) measuring the European Central Bank's future monetary policy stance. Our sample covers the period January 1999–June 2011.

First, communication about future monetary policy influences CPI and IP more than does the actual short-term interest rate. Communication implying a future interest hike of 25 bps decreases the price level significantly after nine months, and by a maximum of 55 bps after 48 months. Industrial production is significantly reduced after seven months, with a maximum impact of 199 bps after 19 months. In contrast, a 25 bps shock in the short-term interest rate lowers prices (output) significantly after 20 (10) months, with a maximum impact of 21 (128) bps after 48 (20) months.

Second, communication partly crowds out the effects of monetary policy shocks; the influence of the short-term interest rate is lower and the time lag longer in a model containing central bank communication than in a benchmark model without it. However, a VAR model using communication as the sole indicator of monetary policy performs much worse than the benchmark model. Thus, communication complements the short-term interest rate in the process of monetary policy transmission.

Our results indicate that prices and output react to a change in the inclination of future monetary policy more than to actual shocks in the target rate. Systematic central bank communication—as engaged in by the ECB—successfully manages expectations about future interest rates. Changes in communication precede changes in the short-term interest rate by about eight months. Thus, by using this channel of monetary policy, the ECB can steer inflation and output before actual interest rate changes take place.

We show that studying monetary policy transmission mechanisms these days needs to involve more than just analysing rare shocks in the short-term interest rate. Future work on

monetary policy transmission should take note of our findings and employ an indicator for central bank communication. An assessment of communication by the Federal Reserve in this context would be a fruitful avenue for future research. Facing the zero lower bound of interest rates, the Federal Reserve uses communication to keep expectations of the future target rates low.⁹ Employing the traditional short-term interest rate as the single indicator would fail to represent this ‘easing’ bias.

⁹ *‘The Committee currently anticipates that economic conditions ... are likely to warrant exceptionally low levels for the federal funds rate at least through mid-2013’* (Federal Open Market Committee, 2011).

References

- Angeloni, I., Kashyap, A., Mojon, B., and Terlizzese, J.-P. (2003), Monetary Policy Transmission in the Euro Area: Where Do We Stand? in: Angeloni, I., Kashyap, A., and Mojon, B., *Monetary Policy Transmission in the Euro Area*, Cambridge University Press, 383–412.
- Bernanke, B. S. and Blinder, A. S. (1992), The Federal Funds Rate and the Channels of Monetary Transmission, *American Economic Review* 82, 901–921.
- Bernanke, B. S. and Mihov, I. (1998), Measuring Monetary Policy, *Quarterly Journal of Economics* 113, 869–902.
- Blanchard, O. J. and Quah, D. (1989), The Dynamic Effects of Aggregate Demand and Supply Disturbances, *American Economic Review* 79, 655–673.
- Blinder, A. S., Ehrmann, M., Fratzscher, M., de Haan, J., and Jansen, D.-J. (2008), Central Bank Communication and Monetary Policy: A Survey of Theory and Evidence, *Journal of Economic Literature* 46, 910–945.
- Christiano, L., Eichenbaum, M., and Evans, C. (1999), Monetary Policy Shocks: What Have We Learned and to What End? in: Taylor, J. and Woodford, M.: *Handbook of Macroeconomics*, Amsterdam: North Holland.
- Conrad, C. and Lamla, M. J. (2010), The High-Frequency Response of the EUR-US Dollar Exchange Rate to ECB Monetary Policy Announcements, *Journal of Money, Credit and Banking* 42, 1391–1417.
- Eichenbaum, M. (1992), Comment on ‘Interpreting the Macroeconomic Time Series Facts: The Effects of Monetary Policy’ by Christopher Sims, *European Economic Review* 36, 1001–1011.
- van Els, P., Locarno, A., Mojon, B., and Morgan, J. (2003), New Macroeconomic Evidence on Monetary Policy Transmission in the Euro Area, *Journal of the European Economic Association* 1, 720–730.
- Federal Open Market Committee (2011), Press Release, <http://www.federalreserve.gov/newsevents/press/monetary/20110809a.htm>.
- KOF (2007), KOF Monetary Policy Communicator for the Euro Area—Supplementary Information,

http://www.kof.ethz.ch/static_media/upload/filer/public/2011/05/22/monetary_policy_communicator_2007_11_supplement.pdf.

- Leeper, E., Sims, C., and Zha, T. (1996), What Does Monetary Policy Do? *Brookings Papers on Economic Activity* 27, 1–78.
- Mojon, B. and Peersman, G. (2003), A VAR Description of the Effects of Monetary Policy in the Individual Countries of the Euro Area, in: Angeloni, I., Kashyap, A., and Mojon, B., *Monetary Policy Transmission in the Euro Area*, Cambridge University Press, 56–74.
- Peersman, G. and Smets, F. (2003), The Monetary Transmission Mechanism in the Euro Area: More Evidence from VAR Analysis, in: Angeloni, I., Kashyap, A., and Mojon, B., *Monetary Policy Transmission in the Euro Area*, Cambridge University Press, 36–55.
- Pesaran, H. H. and Shin, Y. (1998), Generalized Impulse Response Analysis in Linear Multivariate Models, *Economics Letters* 58, 17–29.
- Romer, C. D. and Romer, D. H. (1989), Does Monetary Policy Matter? A New Test in the Spirit of Friedman and Schwartz, *NBER Working Papers* 2966.
- Sims, C. A. (1980), Macroeconomics and Reality, *Econometrica*, 48, 1–48.
- Sims, C. A. (1992) Interpreting the Macroeconomic Time Series Facts: The Effects of Monetary Policy, *European Economic Review* 36, 975–1000.
- Sims, C. A. and Uhlig, H. (1991), Understanding Unit Rooters: A Helicopter Tour, *Econometrica* 59, 1591–1599.
- Sturm, J.-E. and de Haan, J. (2011), Does Central Bank Communication Really Lead to Better Forecasts of Policy Decisions? New Evidence Based on a Taylor Rule Model for the ECB, *Review of World Economics* 147, 41–58.
- Taylor, J. B. (1993), Discretion Versus Policy Rules in Practice, *Carnegie-Rochester Conference Series on Public Policy* 39, 195–214.
- Uhlig, H. (2005), What are the Effects of Monetary Policy on Output? Results from an Agnostic Identification Procedure, *Journal of Monetary Economics* 52, 381–419.