

Rottmann, Horst; Flaig, Gebhard

Working Paper

Labour market institutions and unemployment: An international comparison

Weidener Diskussionspapiere, No. 31

Provided in Cooperation with:

University of Applied Sciences Amberg-Weiden (OTH)

Suggested Citation: Rottmann, Horst; Flaig, Gebhard (2011) : Labour market institutions and unemployment: An international comparison, Weidener Diskussionspapiere, No. 31, ISBN 978-3-937804-33-0, Hochschule für angewandte Wissenschaften Amberg-Weiden (HAW), Weiden i.d.OPf.

This Version is available at:

<https://hdl.handle.net/10419/56458>

Standard-Nutzungsbedingungen:

Die Dokumente auf EconStor dürfen zu eigenen wissenschaftlichen Zwecken und zum Privatgebrauch gespeichert und kopiert werden.

Sie dürfen die Dokumente nicht für öffentliche oder kommerzielle Zwecke vervielfältigen, öffentlich ausstellen, öffentlich zugänglich machen, vertreiben oder anderweitig nutzen.

Sofern die Verfasser die Dokumente unter Open-Content-Lizenzen (insbesondere CC-Lizenzen) zur Verfügung gestellt haben sollten, gelten abweichend von diesen Nutzungsbedingungen die in der dort genannten Lizenz gewährten Nutzungsrechte.

Terms of use:

Documents in EconStor may be saved and copied for your personal and scholarly purposes.

You are not to copy documents for public or commercial purposes, to exhibit the documents publicly, to make them publicly available on the internet, or to distribute or otherwise use the documents in public.

If the documents have been made available under an Open Content Licence (especially Creative Commons Licences), you may exercise further usage rights as specified in the indicated licence.



Hochschule **Amberg-Weiden**
für angewandte Wissenschaften
University of Applied Sciences (FH)

HAW

im Dialog

Weidener Diskussionspapiere

**Labour Market Institutions and Unemployment.
An International Comparison**

**Horst Rottmann
Gebhard Flaig**

**Diskussionspapier No. 31
August 2011**

ISBN 978-3-937804-33-0

Labour Market Institutions and Unemployment. An International Comparison

Gebhard Flaig / Horst Rottmann

August 2011

Abstract:

This paper deals with the effects of labour market institutions on unemployment in a panel of 19 OECD countries for the period 1960 to 2000. In contrast to many other studies, we use long time series and analyze cyclically adjusted trend values of the unemployment rate. Our novel contribution is the estimation of panel models where we allow for heterogeneous effects of institutions on unemployment. Our main results are that on the average a tighter employment protection, a higher tax burden on labour income and a more generous unemployment insurance system increase, whereas a higher centralization of wage negotiations decreases unemployment. The strength of the effects differs considerably between countries.

JEL Code: J23, E24, J50

Keywords: Employment protection, labour market institutions, unemployment, international comparison.

Gebhard Flaig
University of Munich
Schackstrasse 4
80539 Munich

gebhard.flraig@lrz.uni-muenchen.de

Horst Rottmann
University of Applied Sciences Amberg-Weiden
Hetzenrichter Weg 15
92637 Weiden, Germany

h.rottmann@haw-aw.de

The research in this paper is part of the project “Zukunft der Arbeit”, sponsored by funds of the “Pact for Research and Innovation”. The financial support is gratefully acknowledged. We thank participants at seminars at the Universität der Bundeswehr (Hamburg), Universität Osnabrück, Institut für Zeitgeschichte, ifo Institut and the congress of the Verein für Socialpolitik for useful comments on earlier versions.

- 26 Wohn-Riester-Konstruktion, Effizienz und Reformbedarf
von Thomas Dommermuth**
- 27 Sorting on the Labour Market: A Literature Overview and Theoretical Framework
von Stephan O.Hornig, Horst Rottmann und Rüdiger Wapler**
- 28 Der Beitrag der Kirche zur Demokratisierungsgestaltung der Wirtschaft
von Bärbel Held**
- 29 Lebenslanges Lernen auf Basis Neurowissenschaftlicher Erkenntnisse
-Schlussfolgerungen für Didaktik und Personalentwicklung-
von Sarah Brückner und Bernt Mayer**
- 30 Currency Movements Within and Outside a Currency Union: The case of Germany
and the euro area
Von Franz Seitz, Gerhard Rösl und Nikolaus Bartsch**
- 31 Labour Market Institutions and Unemployment. An International Comparison
Von Horst Rottmann und Gebhard Flaig**

1 Introduction

Labour market institutions play a key role in explaining international differences in labour market performance, especially differences in the rate of unemployment. The most important labour market institutions considered in previous research are the unemployment benefit system and active labour market policy, the system of wage determination (wage bargaining centralization, union density, collective bargaining coverage), labour taxes including contributions to the social security system, and employment protection (see Nickell/Nunziata/Ochel 2005).

There are a great number of studies which explore the implications of institutions for the unemployment rate (see Nickell 1997, Nickell/Layard 1999, Blanchard/Wolfers 2000, Bertola/Blau/Kahn 2001, Nickell 2003, IMF 2003, Belot/van Ours 2004, Bassanini/Duval 2006, Griffith/Harrison/Macartney 2007; for a survey see Eichhorst/Feil/Braun 2008). Although the results are still somewhat mixed (OECD 2004), there seems to emerge a consensus that labour market institutions are one of the most important determinants of unemployment. For instance, Nickell (2003) reports that shifts in labour market institutions explain a great part of movements in unemployment across OECD countries. Employment protection, labour taxes and the unemployment benefit system increases unemployment and especially unemployment persistence. Admittedly, there exist some other studies, which find only weak evidence and attribute a much lower weight to labour market institutions (e.g., Baker/Glyn/Howell/Schmitt 2004, Bassanini/Duval 2006, Griffith/Harrison/Macartney 2007). However, as we will argue below, there are several shortcomings in these studies. Most of them are using only relatively short panels where the variations in institutions within the countries are relatively small and they neglect heterogeneity by assuming that the strength of the effect of institutions on unemployment is constant across the different countries.

In this paper, we use a panel data set for 19 OECD countries from 1960 to 2000 for an empirical analysis of the effects of labour market institutions on unemployment. Our main contributions to the literature are the following topics. Firstly, we stress the importance of using long time series in order to get reasonable and reliable estimates of the effects of institutions. Secondly, we use panel data models that allow capturing heterogeneous effects of institutions between countries. Many scholars point out, that the effects of a particular labour market institution depend on other labour market regulations and institutional settings. In order to capture these effects, many studies introduce several interaction terms among institutions. The main problem with this approach is that there are many possible interaction terms, which may require the estimation of a huge number of parameters. We use an alternative approach. In our empirical model, we allow that the parameters can vary across countries. This specification can capture some unobserved heterogeneity. Thirdly, our dependent variable to be explained is the trend component of the unemployment rate. This allows us to avoid the inclusion of arbitrary defined cyclical variables as interest rates or

output gaps or the use of five- or ten-year-averages (e.g. Blanchard/Wolfers 2000, Bertola/Blau/Kahn 2001) in order to purge the unemployment rate from business cycle effects.

The paper is organised as follows. In section 2, we discuss the theoretical foundation of our empirical work, especially the role of institutions in explaining the medium- and long-run development of the unemployment rate. In section 3, we present the data. Section 4 contains the empirical results and section 5 summarises and draws some conclusions

2 Some theoretical considerations

2.1 The basic model

In this paper, we concentrate on the explanation of the medium- and long-run development of unemployment in the OECD countries. As explained in detail below we purge the unemployment rate from all business cycle elements. The question we pose is the following: How far can we push the explanation of the international and time variation of the trend component of the unemployment rate by relying only on labour market institutions?

The theoretical framework is based on the concept of the quasi-equilibrium rate of unemployment (QERU), developed by Layard, Nickel, Jackman (2005), Lindbeck (1993) and Phelps (1994), among others (for a short description of the basic model see IMF 1999). In the long run, the equilibrium in the labour market is determined by the intersection of the price-setting curve and the wage-setting curve.

The price-setting curve describes the pricing behaviour of firms with market power in imperfectly competitive goods markets. The output price is determined by a mark-up over marginal costs. It is assumed that marginal costs are increasing in employment. This implies in turn that the real producer wage rate is decreasing in employment. Labour market institutions affect the location of the price-setting schedule as they can have a direct effect on marginal costs. For instance, higher indirect taxes or higher employer contributions to the social security system increase marginal costs, which implies that the real wage compatible with the profit maximization condition is then lower for all levels of employment. Tighter employment protection legislation can also increase the marginal costs, as changes in the number of employees (hiring and firing) are more costly.

The wage-setting curve describes as a reduced form the outcome of the wage bargaining process. The real wage rate depends positively on the level of employment and is affected by many institutional settings. The positive relationship between employment and the negotiated real wage rate can be explained by the fact that higher employment (lower unemployment) strengthens the bargaining power of insiders and/or trade unions or by efficiency wage considerations (no-shirking condition). A more stringent employment protection strengthens

the power of insiders who are represented by trade unions: At each level of employment, the negotiated wage rate will be higher (some qualifications to this statement will be discussed below). Higher contributions to the social security system by employees or higher taxes on labour income may induce trade unions to demand higher wages. The degree of coordination and centralization of wage negotiations may have complex effects on the negotiated wage rate.

Since marginal costs as well as the wage determined in the negotiation process depend on employment, for a given set of institutional factors there exists an equilibrium value for which the wage setting and the price setting curves intersect. This equilibrium determines the real wage rate and the medium run unemployment rate. If institutions change, the power and the incentives of firms and/or unions are affected and the equilibrium rate of unemployment may change. Although theory does not offer unambiguous results, many empirical studies suggest that the net effects of a higher tax burden on labour income, of a more generous unemployment insurance system and of a higher degree of employment protection all lead to a higher equilibrium real wage rate and to a higher unemployment rate. With respect to the coordination/centralization indicator, the effect is not so clear. There may exist an inverted u-shaped relationship. The power of labour unions has also no clear effect.

2.2 The role of institutions

In our empirical analysis, we analyze the effects of the following institutions: Employment protection legislation, the generosity of the unemployment insurance system, the tax burden on labour income, the power of trade unions measured by union density and the degree of centralization in wage negotiations.

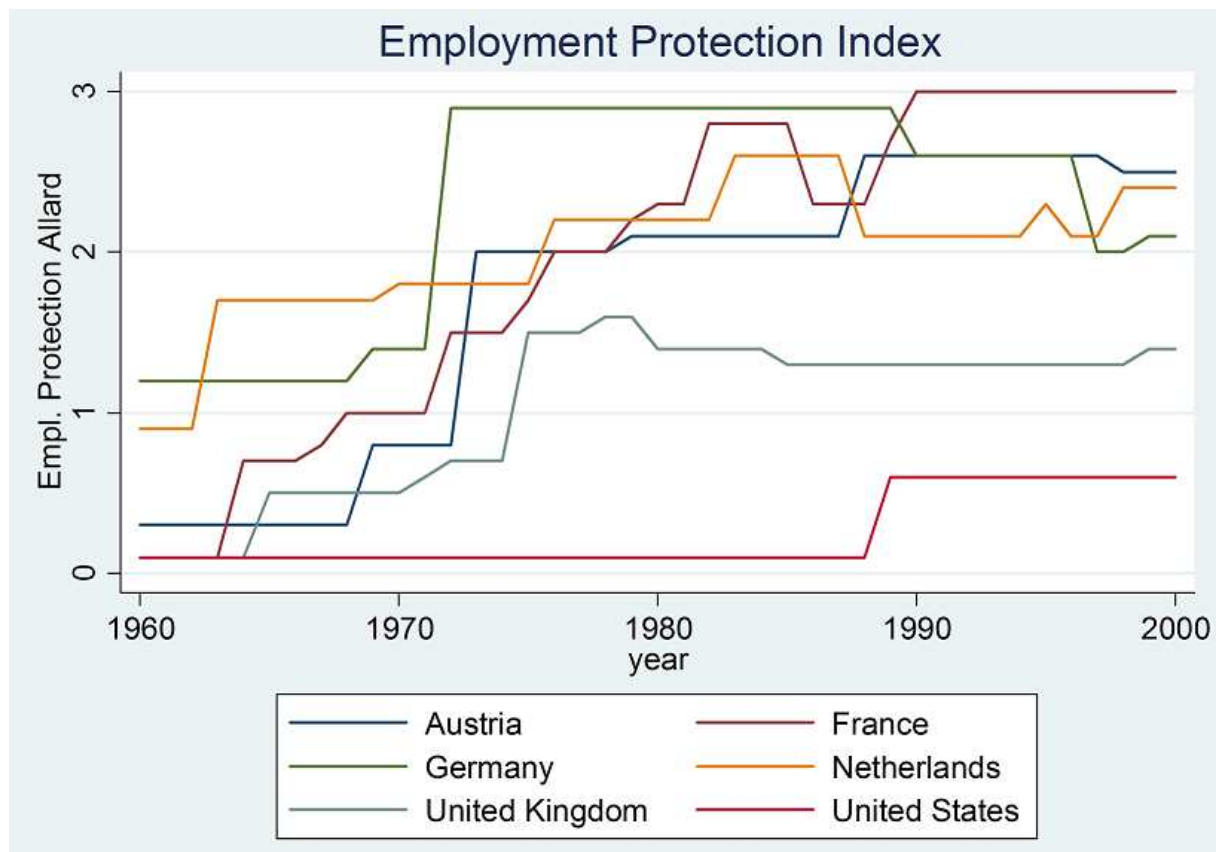
Employment protection

More stringent employment protection legislation may have several effects on the price and wage setting functions. Firstly, there exists a direct cost increasing effect on the side of firms. Secondly, as the employed insiders are to a certain degree protected against dismissals the trade unions may be induced to demand higher wages. Both channels lead to higher wage costs and to lower employment and a higher unemployment rate. Nevertheless, from a theoretical standpoint the effects of employment protection are not clear-cut. If the government requires firms to pay for stringent employment protection and if workers value such benefits by as much as they cost, then the price and wage setting curves will shift down equally, leaving employment unchanged if wages are flexible (Summers 1989). In case of a binding minimum wage for low skilled workers or of the resistance of powerful trade unions to wage cuts, real wages do not decline enough to prevent a negative employment effect of the costs of employment protection. These negative effects can possibly be mitigated if employment protection legislation positively affects the overall labour market performance by

protecting workers against arbitrary dismissals and therefore creating a more stable and trusty work relationship and making workers more willing to invest in firm specific human capital.

Our measure for employment protection legislation (EPL) is taken from Allard (2005a). Her work is based on the OECD methodology and extended by reviewing the ILO's International Encyclopedia for Labor Law and Industrial Relations. Like the OECD indicator, the Allard measure takes into account regulations concerning individual dismissals, collective dismissals and the temporary employment forms such as fixed-term employment and the supply of labour by temporary work agencies. Econometric studies using the OECD indicator have the problem of a paucity of observations - 21 countries and only two years (late 1980s and 1990s) until 2002 – that limit researchers to relate changes in employment protection regulation over a long time period to fluctuations in unemployment rates. The Allard indicator has yearly data from 1950 to 2003. This indicator shows sharp increases in regulation in the 1964-1978 period and some deregulations afterwards (Allard 2005a). Figure 1 shows the development of the indicator for some selected OECD countries. The figure clearly reveals that a more stringent employment protection was enacted in many countries from the end of the sixties to the end of the seventies. This is confirmed by the evolution of the mean value. Since the beginning of the eighties only in few countries an economically significant change in employment protection took place.

Figure 1: Employment Protection Index in selected OECD countries



Unemployment insurance system

Unemployment benefits provide income to unemployed persons. This leads to an increase in the reservation wage and to a reduction of job search intensity. Search unemployment is higher. Further, when the unemployment insurance system is generous, trade unions may down weight the disutility of unemployment for their members and prefer higher real wages for the employed. Employment will be affected negatively. A row of microeconomic studies confirm the expectation that generous unemployment benefits increase the average unemployment duration (e.g. Katz/Meyer 1990, Hunt 1995, Lalive/van Ours/Zweimüller 2006).

For the generosity of the unemployment benefit system (NRW) we use the calculations of Allard (2005 b). This indicator does not capture only the gross unemployment replacement rate but also other dimension of the generosity of the unemployment insurance system as the duration of entitlement, taxes on benefits and the conditions that must be met in order to receive the benefits (eligibility criteria). Her indicator enhanced the OECD's gross replacement rates with aspects of the tax treatment of the benefits and the strictness of eligibility. Allard emphasizes, that a good indicator of the generosity of the unemployment benefits must incorporate these aspects, because the OECD countries differ widely in their taxation and eligibility conditions of unemployment benefits.

Tax burden on labour income

Taxes on labour income comprise income taxes, contributions to the social security system (both by employers and by employees) and consumption taxes (VAT). Taxation on labour income imposes a wedge between the real producer labour costs and the purchasing power of the net wage. Trade unions will demand a higher gross wage rate. Some authors (e.g., Blanchard, 2006) argue that consumption taxes have no effect on unemployment since they are a burden both on employed and unemployed persons and therefore have no effect on the reservation wage. Analogue to this argumentation Pissarides (1998) finds in different wage bargaining models that taxes on labour income hardly influence the unemployment rate if the replacement rate is proportional to the after-tax earnings. However, this is not always the case and one can argue (Nickell 2006) that a certain degree of real wage rigidity will lead to higher labour costs when labour taxes go up. Garcia/Sala (2008) finds that for many countries (especially continental European countries) not only the level of total tax burden is relevant for unemployment but also the proportion paid by employees compared to the proportion paid by firms.

Our measure of the tax burden is the tax wedge (TW) provided by W. Nickell (2006). This variable includes payroll taxes, social security contribution (both by employees and by employers), income taxes on labour income and indirect taxes (VAT and other consumption

taxes). The tax wedge TW is computed by W. Nickell (2006) using data from the OECD National Accounts and the OECD Revenue Statistics

Coordination/centralization of wage bargaining

In most OECD countries wages are set by a collective bargaining between employers and trade unions. Because unions increase wage pressure, their existence will raise unemployment (Nickell/Layard 1999). Unions also tend to reduce the dispersion of wages by raising the earnings of less-skilled workers relative to higher skilled workers. If this wage compression is strong enough, it eliminates employment opportunities for low-wage workers. The extent to which unions can succeed in raising wages or compressing wage differentials depends on the power of unions, which is determined, amongst others, by the rate of unionisation. In our empirical analysis, we use union density (UDNET) as an indicator. UDNET is measured as the ratio of active union members and employed workers and is taken from Visser (2006).

The result of wage negotiations between the unions and the employers may also depend on a high degree on the institutional settings of the bargaining process. When wage bargaining takes place at the firm level, both parties know that higher wage will lead to an increase in costs, to relative higher output prices of the firm and therefore to a loss of output and employment. This restrains the wage pressure. When the bargaining process is at the national level, the bargaining partners know that higher wages at the aggregate level will lead to a higher price level and therefore to a small increase in real wages. In addition, the induced inflation will probably encourage the central bank and/or the government to conduct a restrictive policy. Additionally, adverse macroeconomic shocks can be alleviated under highly coordinated bargaining, as centralized unions may be able to anticipate the macroeconomic effects of their wage bargains in ways that decentralized unions may not. For these reasons, the trade unions choose probably a cautious wage policy. The situation for negotiations on the industry level is somewhat different. Since all firms are affected to the same degree by a wage increase, the decrease in output and employment will be relatively small. Therefore, there is an incentive for trade unions to negotiate a higher wage rate. Since this is true for all industries, the aggregate wage rate and the equilibrium unemployment rate will be higher. The consequence is an inverted u-shaped relationship among the degree of centralization and unemployment (Calmfors/Driffill 1988).

These results however rely on partly special theoretical assumptions. Cahuc/Zylberberg (2004) point out, that other, equally plausible, assumptions in the bargaining model lead to a decreasing monotonic relationship between the degree of centralization of bargaining and the unemployment rate. The evidence suggests that highly centralized bargaining will completely offset the adverse effects of unionism on employment (Nickell/Layard 1999).

As a measure of centralization we use the indicator CEW provided by W. Nickell (2006) who refers to the original work of Ochel.

In many empirical studies (see, e.g., Bertola/Blau/Kahn, 2002; Blanchard/Wolfers, 2000; Nickel/Nunziata/Ochel, 2005) a measure of “coordination of wage bargaining” is used instead of the centralization of collective bargaining. Coordination results automatically from highly centralized wage bargaining, but can be also reached by institutions, such as employer or union federations, that can assist bargainers to act in concert even when bargaining itself occurs at the firm- or industry-level (Nickell 2006). In preliminary estimations, we have tried to include both the centralization measure CEW and the corresponding coordination measure (COW, see W. Nickel, 2006). In most of our models, COW was not significant and the signs of the estimated parameter were not robust. For this reason, we include only the centralization measure in the models presented in the next section.

3 Empirical results

3.1 Data

In our empirical investigation we use a panel data set for 19 OECD countries for the period from 1960 to 2000 (the list of countries is shown in table 4). We will show that it is crucial for getting reasonable and reliable empirical results to use data that comprise observations that start in the sixties or at least in the early seventies. The main reason is that we only then observe enough variability in the settings of labour market institutions within the countries.

The dependent variable is the standardized unemployment rate, provided by the OECD. For some countries, the standardized unemployment rate is available only for part of the sample period. In these cases, we extrapolated back the available series by using the unemployment rate defined by national agencies. To be specific, we calculated the ratio of the standardized and the non-standardized series in the first two years for which both series are available and extrapolated back the standardized series by multiplying the national series by the specified ratio.

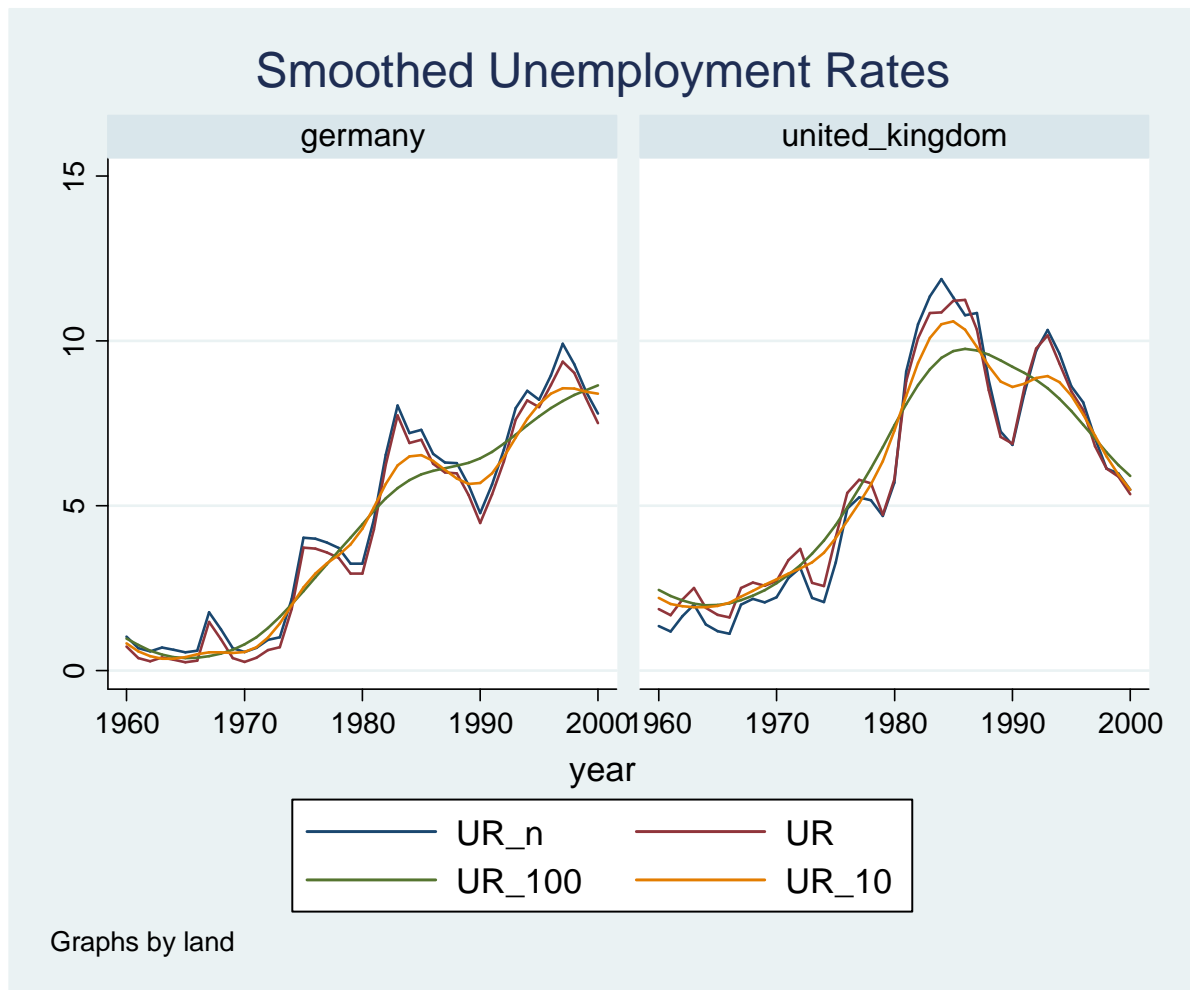
In order to get rid of the business cycle fluctuations we smooth the standardized unemployment rate using the Hodrick-Prescott (HP) filter. For the smoothing parameter λ we tried values of 10 and 100. From a visual inspection, one can see that for $\lambda = 10$ the filtered series still contains some business cycle fluctuations. All empirical results in this paper are generated by using $\lambda = 100$ for filtering the unemployment series, but the results do not change substantially when we use $\lambda = 10$.

The use of the trend component of the unemployment rate has several advantages: We do not need to include in our model cyclical variables as the output gap, interest rates, exchange rates

etc. To eliminate cyclical effects, some authors use time averages (for instance over five- or ten-years periods). However, we can avoid this very arbitrary procedure.

Figure 2 shows for example the observed series of the unemployment rate in the national definition (UR_n), the standardized unemployment rate (UR) as well as the filtered series (UR_10 and UR_100) for Germany and UK. .

Figure 2: National (UR_n) and standardized (UR) unemployment rate and smoothed unemployment rate (UR_10 and UR_100) for Germany and UK



There exist other possibilities to measure the QERU component of the unemployment rate. They typically rely on the estimation of the Phillips curve (e.g., Gordon, 1997, Laubach, 2001, Bode/Fitzenberger/Franz, 2008). The estimated quasi-equilibrium unemployment rate is in many cases (at least for Germany and the US) not much different from the HP-filtered series.

The definition and the sources for the indicators of labour market institutions were already discussed in section 2.2. A very informative survey on the definition and measurement of different labour market institutions is given in Eichhorst/Braun/Feil (2008). W. Nickel (2006)

provides a useful collection of many indicators constructed by different authors and institutions.

Table 1: Some descriptive statistics

Variable	Period	Mean	Std. Dev.	Mean	Std. Dev.	Mean	Std. Dev.
		1960 until 2000	1970 until 2000	1970 until 2000	1975 until 2000	1975 until 2000	1975 until 2000
UR_10	overall	5.22	3.65	6.19	3.60	6.85	3.51
	between		2.20		2.62		2.92
	within		2.95		2.54		2.05
UR_100	overall	5.21	3.51	6.17	3.44	6.79	3.35
	between		2.19		2.61		2.90
	within		2.79		2.32		1.80
EPL	overall	1.67	1.10	1.95	1.05	2.07	1.02
	between		0.87		0.96		0.99
	within		0.71		0.46		0.32
UDNET	overall	42.32	18.34	42.89	19.36	42.63	20.17
	between		17.87		19.09		19.98
	within		7.02		5.87		5.60
NRW	overall	9.78	8.61	11.81	8.66	12.86	8.60
	between		5.71		6.72		7.06
	within		6.57		5.67		5.16
CEW	overall	2.06	0.65	2.00	0.63	1.96	0.61
	between		0.57		0.55		0.54
	within		0.34		0.33		0.32
TW	overall	44.92	12.98	48.10	12.39	49.33	12.28
	between		10.96		11.51		11.64
	within		7.62		5.59		5.14

Table 1 shows some descriptive statistics for the data. For the discussion of our later empirical results the change in the within variability of the data is especially important. The within standard deviation measures the variability over time within the countries. A comparison between the sample 1960-2000 and 1975-2000 reveals that for some variables (especially for the employment protection index EPL) the within variability is much lower in the shorter panel. As the fixed effects estimator relies only on the within variation (and the random effects estimator at least partly) we could expect that empirical analyses using data beginning in midst seventies (or even later) deliver only imprecise estimates. This is one reason why we prefer long data series in analysing the relationships between unemployment and institutions.

3.2 Estimation models

Using panel data, we have to deal with potential unobserved heterogeneity between countries¹. In the presence of unobserved heterogeneity, even countries with the same values of all observed covariates (institutions) may have different values of the mean of the dependent variable (unemployment rate). There are some alternative approaches in order to model the influence of the unobserved country effects². We use six different empirical specifications that can be explained by using the following equation:

$$y_{i,t} = \beta_{i,0} + \sum_{j=1}^k x_{i,j,t} \beta_{i,j} + u_{i,t} \quad (1)$$

The index i denotes the country, the index t the year and the idiosyncratic error term is distributed as $u_{i,t} \sim [0, \sigma_u^2]$. y is the trend component of the unemployment rate, x is a vector of k institutions, which are assumed to be strictly exogenous with respect to $u_{i,t}$. The unobserved heterogeneity can be reflected in principle in different intercepts $\beta_{i,0}$ and/or slope coefficients $\beta_{i,j}$ for the different institutions ($j=1, \dots, k$) between the countries.

Model 1) Random effects (RE): The random effects model is the most restrictive model that accounts for unobserved heterogeneity. The slope coefficients are identical for all countries. The unobserved heterogeneity influences only the stochastic intercepts that are specified as the sum of a general constant β_0 and a random variable $\varepsilon_{i,0}$ which must not be correlated with the regressors in the model. Therefore we have $\beta_{i,j} = \beta_j, j=1, \dots, k$ and $\beta_{i,0} = \beta_0 + \varepsilon_{i,0}$, where the random effect is distributed as $\varepsilon_{i,0} | x_i \sim [0, \sigma_{\varepsilon_0}^2]$. In case the assumption is violated, ($\varepsilon_{i,0}$ is correlated with the observed regressors), the estimator for the slope coefficients is not consistent.

Model 2) Fixed effects (FE): The only but important difference to model 1 is that it is now allowed for the individual effects to be correlated with the observed covariates. In this case, $\beta_{i,0}$ is estimated as a fixed parameter.

Model 3) Random coefficients (RC): Additionally to the intercepts as in model 1 the slopes can vary across the countries: $\beta_{i,j} = \beta_j + \varepsilon_{i,j}$, where $\varepsilon_{i,j} \sim [0, \sigma_{\varepsilon,j}^2], j=0, \dots, k$. We refer to $\varepsilon_{i,j}$ as the country effects.

¹ We call the heterogeneity not individual effects, but country effects in our article.

² For a detailed discussion of the models see, e.g., Cameron/Trivedi (2005) or Hsiao (2003)

The random variables $\varepsilon_{i,j}$ are uncorrelated between countries and not correlated with $u_{i,t}$ and the observed regressors.. The first version of model 3 (RC_ind) allows for distinct variances of the country effects but assumes that $\varepsilon_{i,j}$ and $\varepsilon_{i,s}$ are uncorrelated for $j \neq s$. In the second version of model 3 (RC_cor) the country effects for different indicators may be correlated within a country.

Model 4) Mixed model (MX): The intercepts are modelled as fixed effects, the slope parameters as random coefficients in the same way as in model 3.³ The first version (MX_ind) assumes again that the ε 's for different explaining variables are uncorrelated whereas the second version (MX_cor) allows for correlated country effects.

To the best of our knowledge, in the empirical literature concerning the institution-unemployment nexus we find mostly models 1 and 2. These models allow only additive effects of unobserved heterogeneity and assume that the strength of the effect of institutions on unemployment is constant across countries. This may be a severe shortcoming. In this paper, we allow additionally heterogeneous effects of institutions on unemployment.

3.3 Empirical results

Table 2 shows the estimation results for the fixed effects and the random effects model for the period 1960 to 2000 (FE and RE, respectively). The estimated parameters and their standard errors are almost identical in both specifications. The χ^2 -statistic of the Hausman test with 5 degrees of freedom is 9.13 with a p-value of 0.104. This implies that we can hardly reject the hypothesis that the observed regressors are uncorrelated with the residual. On the other hand, the Akaike information criterion (AIC) favours the FE specification. All following discussions are based on the fixed effects model. Four institutions have a highly significant effect on the unemployment rate: Tighter employment protection (EPL), a higher replacement rate (NRW) and a higher tax wedge (TW) all increase unemployment, whereas a higher degree of centralization in the wage bargaining process (CEW) leads to a lower unemployment rate. The parameter for union density (UDNET) is positive but not significantly different from zero. In order to receive an impression of the economic relevance of the results we translate the estimated coefficients into the implied changes of the trend unemployment rate when we compare the minimum and the maximum observed values of the institutions in our sample. For the employment protection indicator we get an increase of 4.7 percentage points, for the replacement rate an increase of 3.1 percentage points, for the tax wedge an increase of 7.6 percentage points, for union density an increase of 0.3 percentage points and for the centralization indicator a decrease of 3.1 percentage points. With the

³ In the literature the name mixed models is often used for more elaborate random effects models as for example random coefficients models or multilevel linear models (Cameron/Trivedi 2005). Here we deviate from the literature and use for model 4 this name to express that this specification permits random as well as fixed effects.

exception of union density, the effects are relatively high but nevertheless in a plausible range.

Table 2: Panel estimations for Unemployment I

	(1) FE	(2) RE ⁺	(3) FE_70	(4) FE_75	(5) FE_cluster
EPL	1.147*** (0.124)	1.153*** (0.122)	0.999*** (0.152)	0.084 (0.184)	1.147*** (0.397)
UDNET	0.004 (0.008)	0.002 (0.008)	-0.002 (0.011)	0.006 (0.011)	0.004 (0.025)
NRW	0.074*** (0.012)	0.075*** (0.012)	0.047*** (0.012)	0.035*** (0.012)	0.074*** (0.022)
CEW	-1.531*** (0.202)	-1.555*** (0.199)	-1.867*** (0.218)	-1.679*** (0.219)	-1.531* (0.746)
TW	0.114*** (0.012)	0.111*** (0.012)	0.169*** (0.013)	0.172*** (0.012)	0.114** (0.041)
cons	0.172 (0.690)	0.791 (1.001)	-0.902 (0.963)	0.498 (1.069)	0.172 (2.688)
<i>N</i>	671	671	531	446	671
<i>AIC</i>	2402.49	2523.18	1808.26	1392.53	2400.49
<i>r2_o</i>	0.178		0.079	0.025	0.178
<i>r2_w</i>	0.620		0.552	0.465	0.620
<i>r2_b</i>	0.029		0.008	0.000	0.029
F-Value	113***		124***	146***	

FE and RE: 1960 until 2000; FE_70: 1970 until 2000; FE_75: 1975 until 2000; FE_cluster: Estimation with cluster-robust standard errors, 1960 until 2000.

⁺We use the maximum likelihood random-effects estimator
Standard errors in parentheses, * $p < 0.10$, ** $p < 0.05$, *** $p < 0.01$
r2_o: R^2 overall; *r2_w*: R^2 within; *r2_B*: R^2 between.
F-Value: F-test for H_0 : No fixed effects

Next, we discuss the effect of different estimation periods for the results. Columns 3 and 4 in table 2 show the results for the fixed effects model for the period 1970 to 2000 (FE_70) and for the period 1975 to 2000 (FE_75), respectively.⁴ Compared with the results in column 1 (Fixed effects model for period 1960-2000), the results for the estimation period 1970 to 2000 show no dramatic changes. When we use the shortest panel (1975-2000), the parameter of employment protection is much lower and not significant. This can be explained by the already mentioned much lower within variability of the explaining variables, especially of the employment protection indicator.

A potential problem is that the reported standard errors require the errors to be i.i.d within a country. It is well known that inclusion of fixed or random individual-specific effects reduces the correlation in errors, but it may not be eliminated in panel data. Therefore, column 5 (FE_cluster) shows the fixed effects estimation with cluster-robust standard errors for the long

⁴ We show here only the fixed effects estimates, because there are no relevant differences, like with the longer panel, between random effect and fixed effect estimation.

panel 1960 to 2000.⁵ In many cases, the standard errors increase considerably, but the parameters of EPL (employment protection), TW (tax wedge) and NRW (replacement rate) remain significant.

An alternative approach is to use a richer model for the unobserved country effects. The fixed and the random effects model allow only for heterogeneity in the intercept term but assume that the effects of the explaining variables have the same magnitude in all countries. There are many arguments why this may not be a correct assumption. For instance, the effect of the replacement rate may depend in an unmeasured way on the structure of the tax system or other institutions. One possibility to take into account such heterogeneity is to include interaction effects (see, e.g., Belot/van Ours, 2001). We choose an alternative and allow the parameters to vary across the countries.

As already explained in section 3.2, all parameters are now specified as $\beta_{i,j} = \beta_j + \varepsilon_{i,j}$. Table 3 shows for the estimation period 1960 to 2000 the mean values of the estimated parameters. We present the two versions of the random coefficients model (RC_ind and RC_cor) and the mixed model (MX_ind and MX_cor). The first version in each class of models assumes no correlation between the country effects for the indicators; in the second version, the country effects of the different institutions may be correlated within a country. There are no big differences between the models, the AIC favours marginally MX_ind. In all estimations, the reported standard errors are now similar to those from the fixed effects model with cluster robust standard errors (see Table 2). For some institutions (EPL and TW) the estimated parameters are somewhat lower, for other institutions (NRW and CEW) they are (in an absolute sense) somewhat higher. The general economic interpretation does not change.

Table 3: Estimations of Models with Parameter Heterogeneity for Unemployment

	(1)	(6)	(7)	(8)	(9)
	FE	RC_ind	RC_cor	MX_ind	MX_cor
EPL	1.147*** (0.124)	0.744** (0.347)	0.843** (0.343)	0.745** (0.349)	0.742** (0.344)
UDNET	0.004 (0.008)	0.037 (0.052)	0.046 (0.053)	0.044 (0.055)	0.044 (0.055)
NRW	0.074*** (0.012)	0.102*** (0.036)	0.111** (0.050)	0.101*** (0.039)	0.103** (0.047)
CEW	-1.531*** (0.202)	-2.154** (0.919)	-1.517 (1.025)	-2.533** (1.057)	-2.806*** (1.029)
TW	0.114*** (0.012)	0.077** (0.030)	0.068** (0.031)	0.071** (0.032)	0.075** (0.033)
<i>N</i>	671	671	671	671	671
<i>AIC</i>	2402	1936	1919	1829	1845

Standard errors in parentheses, * $p < 0.10$, ** $p < 0.05$, *** $p < 0.01$. All models of table 3 are estimated for the period 1960 to 2000. We use the maximum likelihood estimator for the models (6) – (9).

⁵ Again, we present only the fixed effects estimates, because there are no relevant differences between random effect and fixed effect estimation with cluster robust standard errors.

In table 4 we present the estimated parameters for each country in our sample. The estimated coefficients for the employment protection indicator (EPL) are positive for 16 out of 19 countries. The exceptions are Japan, Sweden and the United States. The results for the labour union density (UDNET) are somewhat mixed as only 11 of 19 countries show a positive coefficient. This is not surprising, as the mean value of this parameter is highly insignificant. The coefficient for the replacement rate (NRW) is positive for 17 countries. The coefficient for the centralization indicator (CEW) is negative for 13 countries. The coefficient for the tax wedge (TW) is positive for 16 countries. These results imply that the estimated mean values of the parameters (Table 3) are not dominated by extreme values of single countries. With only small qualification we can conclude that the mean values represent a consistent picture across most countries in the sample concerning the effects of labour market institutions on the medium term development of the unemployment rate.

On the other hand, the results show also that there is a remarkable heterogeneity between the countries. This may have partly technical reasons (low within variability of indicators in individual countries or measurement errors). However, there may also exist special institutional settings that change the usual effect of a single labour market institution. For example, in the literature the institutional setting of Denmark is described as the flexicurity model, which is characterized by its unique combination of flexibility (measured by a low level of employment protection), social security (a generous system of social welfare and unemployment benefits) and active labour market programmes (Zhou 2007). An important role may also play the interrelationships between labour and product market regulations (Koeniger/Prat 2007). Or another example: The indicator for the generosity of the unemployment insurance system (NRW) is very low in Italy and in the United States. The effects on unemployment may be very different in the two countries. Compared to the US, in Italy the support of unemployed individuals by the family and insurance systems organized by trade unions is much higher. This may imply that the low “official” replacement rate in Italy has no wage dampening effect.

In order to check the stability and robustness of the results we estimated the model MX_{ind} for samples where we excluded in each case one country. Blanchard and Wolfers (2000) are doing the same robustness check in their seminal paper. The results are presented in table 5. The country shown in column 1 denotes the country that is excluded. The estimated mean values of the parameters differ in a qualitative sense not very much between the samples. The stability of the parameters confirms our conclusion that the results does not depend crucially on the inclusion or exclusion of single countries.

Table 4: Country Specific Parameters for MX_ind Estimation

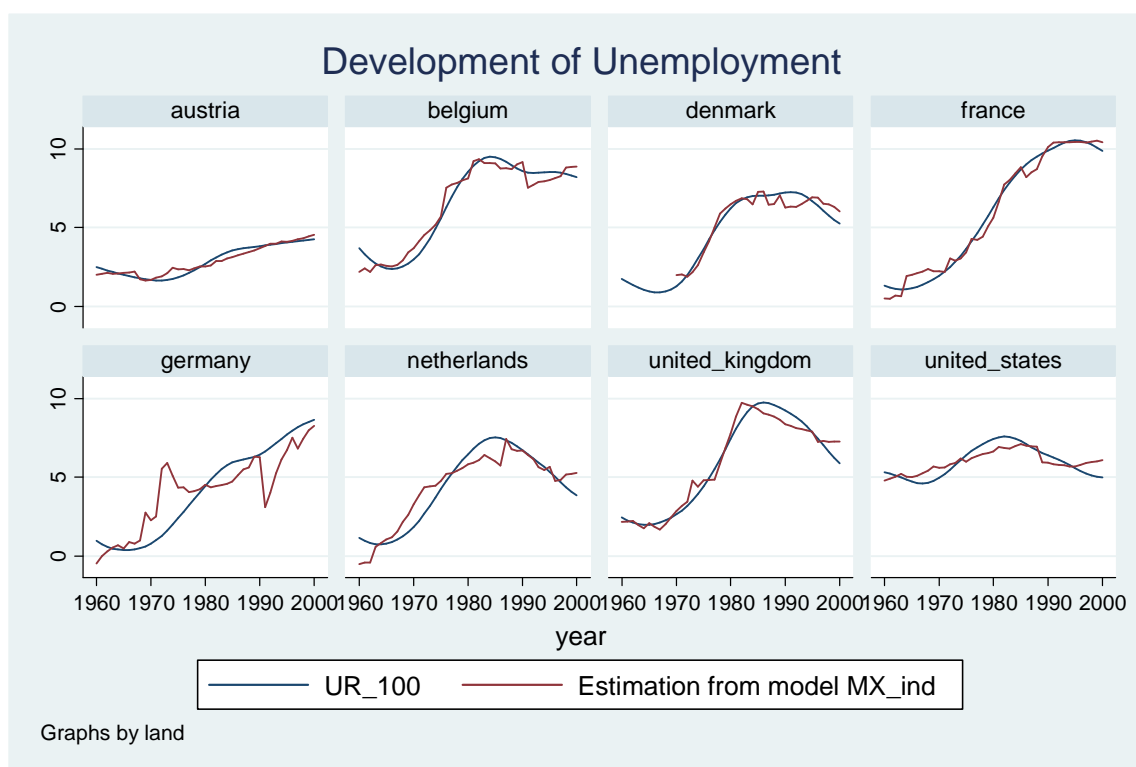
Country	EPL	UDNET	NRW	CEW	TW
Australia	1.034	0.079	0.181	-2.666	0.229
Austria	0.184	-0.097	0.006	-2.533	-0.011
Belgium	1.261	0.155	0.113	-2.533	0.077
Canada	2.669	0.360	0.105	-2.533	-0.097
Denmark	0.760	0.132	0.044	-1.742	-0.115
Finland	0.768	0.092	0.016	-8.676	0.212
France	1.849	-0.173	0.145	-2.533	0.067
Germany	2.176	-0.603	0.020	-2.533	0.171
Ireland	1.996	0.014	0.277	-1.939	0.071
Italy	1.827	0.013	-0.212	1.867	0.249
Japan	-0.419	-0.153	0.088	-2.533	-0.009
Netherlands	0.847	0.280	0.083	-6.632	0.032
Norway	0.175	0.405	0.231	1.373	0.142
Portugal	0.154	0.075	0.050	-0.575	0.045
Spain	1.915	0.070	0.225	-2.696	0.064
Sweden	-1.318	0.184	-0.022	-1.093	0.076
Switzerland	0.222	-0.011	0.060	-2.212	0.032
United Kingdom	0.268	0.088	0.087	-5.405	-0.014
United States	-2.220	-0.078	0.419	-2.533	0.121

Table 5: Stability of the parameters

Country excluded	EPL	UDNET	NRW	CEW	TW
Australia	0.733**	0.042	0.096**	-2.548**	0.059*
Austria	0.774**	0.052	0.107***	-2.513**	0.077**
Belgium	0.717**	0.037	0.102**	-2.517**	0.070**
Canada	0.626*	0.027	0.105**	-2.484**	0.085***
Denmark	0.735**	0.040	0.105**	-2.600**	0.084***
Finland	0.760**	0.040	0.109**	-1.873**	0.060*
France	0.672*	0.057	0.099**	-2.529**	0.072**
Germany	0.698**	0.087**	0.127**	-2.533**	0.062*
Ireland	0.642*	0.044	0.084**	-2.675**	0.071**
Italy	0.634*	0.044	0.112***	-3.091**	0.055**
Japan	0.827**	0.056	0.102**	-2.495**	0.076**
Netherlands	0.747**	0.029	0.104**	-2.023**	0.075**
Norway	0.782**	0.021	0.092**	-2.957**	0.065*
Portugal	0.781**	0.042	0.104***	-2.744**	0.072**
Spain	0.661*	0.042	0.091**	-2.549**	0.072**
Sweden	0.923***	0.037	0.113**	-2.652**	0.069**
Switzerland	0.782**	0.048	0.104**	-2.557**	0.073**
United Kingdom	0.783**	0.041	0.103**	-2.179**	0.078**
United States	0.972***	0.049	0.082***	-2.572**	0.065**

As a last exercise, we calculate the model implied unemployment rates and compare them with the actually observed values. As figure 3 shows, for many countries there seems to exist a good fit. Nice examples are Austria, Belgium, Denmark, France, Netherlands or United Kingdom.

Figure 3: Observed and estimated unemployment rates (trend component)



For some countries, the fit is not totally satisfactory. Especially, in Germany the model implies a very strong jump of the unemployment rate in the early seventies and an erratic behaviour in the early nineties. A QQ-plot, as a test of normality of the residuals, shows significant deviations only for Germany in the years 1972 to 1974 and in the years 1991 and 1992. In all other countries, there is no significant departure from normality. The problem in Germany for the years 1991/92 may be due to some data problem in the first years after the German reunification. The sharp increase of the predicted unemployment rate in the early seventies is generated in large part by the dramatic increase in the indicator of employment protection as measured by Allard (see Figure 1). Within three years, the indicator jumps from a value of about 1.1 to 2.9. This may be an overstatement of the actual development. However, we like to stress that a model relying solely on institutional settings can explain the increasing trend of the unemployment rate in Germany.

4 Summary and conclusions

Using different empirical models, we analyzed the effects of important labour market institutions on the trend component of the unemployment rate in 19 OECD countries for the period from 1960 to 2000. Our main results are: A tighter employment protection legislation, a more generous unemployment insurance system and a higher tax burden of labour income increase the medium term development of the unemployment rate, whereas a higher centralization of the wage bargaining process lowers unemployment. Union density has no clear effect and seems to be unimportant. The stability of these results across different statistical models and different samples clearly indicates that labour market institutions are

important determinants of the unemployment rate. Figure 3 shows that the model is able to reproduce the main characteristics of the development of the unemployment rate in most countries. It can explain both the cross-section variation between countries and the time series development within a country. A crucial prerequisite for finding clear and significant effects of institutions on unemployment is the use of samples with sufficient variability of the explaining variables over time within countries. In many countries, major changes in institutional settings took place in the late sixties and early seventies in the previous century. In order to get reliable results it is essential to include these years in the sample.

An important result of our study is the remarkable heterogeneity between countries. The estimated parameters scatter about the common mean. The strength of the effect of a labour market institution may depend on a large number of unmeasured economic and cultural factors and on complicated interactions between imperfectly measured institutional settings. That means that not in each country a change of an institution may have a noticeable impact on unemployment. Nevertheless, a fair summary of our empirical results is the conclusion that on the average and in most cases also for an individual country institutional settings are an important determinant of the medium term development of the unemployment rate.

The unemployment rate is only one among a greater list of indicators of labour market performance. In a study for 60 countries, Caballero et al. (2004) find that job security regulation reduces the speed of adjustment of employment to shocks and lowers the growth rate of total factor productivity. The results in Gomez-Salvador, Messina and Vallanti (2004) show that the strictness of employment protection, the extent of wage bargaining coordination and the generosity of unemployment benefits have a negative effect on job creation and the pace of job reallocation. Messina (2005) finds that more unionized and coordinated wage-setting structures as well as employment protection imply a lower employment share in the service industry that is the most expanding sector in modern economies. Bartelsman et al. (2010) show in a calibrated model that high-risk innovative sectors are relatively smaller in countries with strict employment protection legislation. This may reduce the growth rate of total factor productivity. Flaig/Rottmann (2009) finds that a stricter employment protection and a higher tax wedge reduce the labour intensity of production. Lommerlund/Straume (2010) show that more employment protection decreases firms incentives for the adoption of new technologies. This (not complete) list of results of research complements the conclusion of our study that labour market institutions have an important and significant effects on labour markets outcomes.

Literature:

Allard, G. (2005a), Measuring Job Security over Time: In Search of a Historical Indicator for EPL (Employment Protection Legislation). IE Working Paper 05-17.

- Allard, G. (2005b), Measuring the Changing Generosity of Unemployment Benefits: Beyond Existing Indicators. IE Working Paper 05-18.
- Baker, D., Glyn, A., Howell, D. and J. Schmitt (2004), Unemployment and Labor Market Institutions: The Failure of the Empirical Case for Deregulation. CEPA Working Paper 2004
- Bassanini, A. and R. Duval (2006), The Determinants of Unemployment across OECD Countries: Reassessing the Role of Policies and Institutions. OECD Economic Studies, 42, 7-86.
- Bartelsman, E.J., De Wind, J. and P.A. Gautier (2010), Employment Protection, Technology Choice, and Worker Allocation. CEPR Discussion paper No 7806
- Belot, M. and J. C. van Ours (2004) Does the Recent Success of Some OECD Countries in Lowering their Unemployment Rates Lie in the Clever Design of their Labour Market Reforms?, Oxford Economic Papers, 56, 621 - 642.
- Bertola, G., Blau, F. D. and L. M. Kahn (2001) Comparative Analysis of Labor Market Outcomes: Lessons for the US from International Long-Run Evidence, NBER Working Paper, 8526.
- Blanchard, O. (2006), European Unemployment. Economic Policy, 5-47
- Blanchard, O. and J. Wolfers (2000), The Role of Shocks and Institutions in the Rise of European Unemployment: The Aggregate Evidence. Economic Journal 110, C1-C33.
- Bode, O., B. Fitzenberger and W. Franz (2008), The Phillips Curve and NAIRU Revisited: New Estimates for Germany, Jahrbücher für Nationalökonomie und Statistik 228 (5+6), 465-496.
- Caballero, R. J., Cowan, K., Engel, E.M.R.A. and A. Micco (2004), Effective Labor Regulations and Microeconomic Flexibility. MIT Working Paper No. 04-30.
- Cahuc, P. and A. Zylberberg (2004), Labor Economics. MIT Press.
- Calmfors, L. and J. Driffill (1988), Bargaining Structure, Corporatism and Macroeconomic Performance. Economic Policy, 14-61
- Cameron, A. C. and P. K. Trivedi (2005), Microeconometrics Methods and Applications, Cambridge University Press, Cambridge.
- Eichhorst, W., Feil, M. and C. Braun (2008), What Have we Learned? Assessing Labor Market Institutions and Indicators. IZA Discussion Paper No 3470.
- Flaig, G. and H. Rottmann (2009), Labour Market Institutions and the Employment Intensity of Output Growth. Jahrbücher für Nationalökonomie und Statistik 229, 22-35.
- Garcia, J. R. / Sala, H. (2008), The Tax System Incidence on Unemployment: A Country-specific Analysis for the OECD Economies. Economic Modelling 25, 1232-1245
- Gomez-Salvador, R. Messina, J. and G. Vallanti (2004), Gross Job Flows and Institutions in Europe. ECB Working Paper No. 318.
- Gordon, R. J. (1997), The Time-Varying NAIRU and its Implications for Economic Policy. Journal of Economic Perspectives, Vol. 11, 11-32.

- Griffith, R., Harrison, R. and G. Macartney (2007), Product Market Reforms, Labour Market Institutions and Unemployment. *Economic Journal* 117, C142-C166.
- Hsiao, C. (2003), *Analysis of Panel Data*. 2nd ed., Cambridge University Press, Cambridge.
- Hunt, J. (1995), The Impact of Unemployment Compensation on Unemployment Duration in Germany, *Journal of Labour Economics* 13, 88-120.
- IMF (1999), *World Economic Outlook*, May1999, Chapter IV: Chronic Unemployment in the Euro Area: Causes and Cures
- IMF (2003), *World Economic Outlook*, April 2003, Chapter IV: Unemployment and Labor Market Institutions: Why Reforms pay off
- Katz, L. and B. Meyer (1990), The Impact of Potential Duration of Unemployment Benefits on the Duration of Unemployment, *Journal of Public Economics* 41, 45-72.
- Koeniger, W. and J. Prat (2007), Employment Protection, Product Regulation and Firm Selection. *Economic Journal* 117, F302-F332.
- Lalive, R., J. van Ours and J. Zweimüller (2006), How Changes in Financial Incentives Affect the Duration of Unemployment, *Review of Economic Studies* 73, 1009-1038.
- Laubach, T. (2001), Measuring the NAIRU: Evidence from Seven Countries. *Review of Economics and Statistics*, 83, 218-231
- Layard, R., Nickell, S. and R. Jackman, (2005), *Unemployment. Macroeconomic Performance and the Labour Market*. Second edition. Oxford University Press
- Lindbeck, A. (1993), *Unemployment and Macroeconomics*. MIT Press
- Lommerlund, K. E. and O. R. Straume (2010), Employment Protection Versus Flexicurity: On Technology Adoption in Unionised Firms. CEPR Discussion Paper No 7919
- Messina, J. (2005), Institutions and Service Employment: A Panel Study for OECD Countries. *Labour* 19, 343-372.
- Nickell, S. (1997), Unemployment and Labour Market Rigidities: Europe versus North America. *Journal of Economic Perspectives* 11, 55-74.
- Nickell, S. (2003), Labour Market Institutions and Unemployment in OECD Countries. CESifo DICE Report 1(2), 13-26.
- Nickell, S. (2006), A picture of European unemployment: success and failure. In: M. Werding (ed.) *Structural unemployment in western Europe. Reasons and remedies*, MIT Press
- Nickell, S. and R. Layard (1999), Labour Market Institutions and Economic Performance. In: O. Ashenfelter and D. Card (eds.), *Handbook of Labor Economics*, Vol.3. North Holland, Amsterdam.
- Nickell, S., Nunziata, L. and W. Ochel (2005), Unemployment in the OECD since the 1960s. What do we Know? *Economic Journal* 115, 1-27.
- Nickell, W. (2006), *The CEP-OECD Institutions Data Set (1960-2004)*. CEP Discussion Paper No 759
- OECD (2004), *OECD Employment Outlook*. Paris.

- Phelps, E: (1994), *Structural Slumps: The Modern Equilibrium Theory of Unemployment, Interest and Assets*. Harvard University Press
- Pissarides C. A. (1998), *The Impact of Employment Tax Cuts on Unemployment and Wages: The Role of Unemployment Benefits and Tax Structure*. *European Economic Review* 47, 155-183.
- Summers, L. (1989), *Some Simple Economics of Mandated Benefits*. *American Economic Review* 79, 177-183.
- Visser, J. (2006), *Union Membership Statistics in 24 Countries*. *Monthly Labour Review*, 38-49
- Zhou, J (2007), *Danish for All? Balancing Flexibility with Security: The Flexicurity Model*, IMF Working Paper 07(36).

Bisher erschienene Weidener Diskussionspapiere

- 1 "Warum gehen die Leute in die Fußballstadien? Eine empirische Analyse der Fußball-Bundesliga"
von Horst Rottmann und Franz Seitz**
- 2 "Explaining the US Bond Yield Conundrum"
von Harm Bandholz, Jörg Clostermann und Franz Seitz**
- 3 "Employment Effects of Innovation at the Firm Level"
von Horst Rottmann und Stefan Lachenmaier**
- 4 "Financial Benefits of Business Process Management"
von Helmut Pirzer, Christian Forstner, Wolfgang Kotschenreuther und Wolfgang Renninger**
- 5 "Die Performance Deutscher Aktienfonds"
von Horst Rottmann und Thomas Franz**
- 6 "Bilanzzweck der öffentlichen Verwaltung im Kontext zu HGB, ISAS und IPSAS"
von Bärbel Stein**
- 7 Fallstudie: "Pathologie der Organisation" – Fehlentwicklungen in Organisationen, ihre Bedeutung und Ansätze zur Vermeidung
von Helmut Klein**
- 8 "Kürzung der Vorsorgeaufwendungen nach dem Jahressteuergesetz 2008 bei betrieblicher Altersversorgung für den GGF."
von Thomas Dommermuth**
- 9 "Zur Entwicklung von E-Learning an bayerischen Fachhochschulen-
Auf dem Weg zum nachhaltigen Einsatz?"
von Heribert Popp und Wolfgang Renninger**
- 10 "Wie viele ausländische Euro-Münzen fließen nach Deutschland?"
von Dietrich Stoyan und Franz Seitz**
- 11 Modell zur Losgrößenoptimierung am Beispiel der Blechteilindustrie für Automobilzulieferer
von Bärbel Stein und Christian Voith**
- 12 Performancemessung
Theoretische Maße und empirische Umsetzung mit VBA
von Franz Seitz und Benjamin R. Auer**

- 13 Sovereign Wealth Funds – Size, Economic Effects and Policy Reactions
von Thomas Jost**
- 14 The Polish Investor Compensation System Versus EU –
15 Systems and Model Solutions
von Bogna Janik**
- 15 Controlling in virtuellen Unternehmen -eine Studie-
Teil 1: State of the art
von Bärbel Stein, Alexander Herzner, Matthias Riedl**
- 16 Modell zur Ermittlung des Erhaltungsaufwandes von Kunst- und Kulturgütern in
kommunalen Bilanzen
von Bärbel Held**
- 17 Arbeitsmarktinstitutionen und die langfristige Entwicklung der Arbeitslosigkeit -
Empirische Ergebnisse für 19 OECD-Länder
von Horst Rottmann und Gebhard Flaig**
- 18 Controlling in virtuellen Unternehmen -eine Studie–
Teil 2: -Auswertung-
von Bärbel Held, Alexander Herzner, Matthias Riedl**
- 19 DIAKONIE und DRG´s –antagonistisch oder vereinbar?
von Bärbel Held und Claus-Peter Held**
- 20 Traditionelle Budgetierung versus Beyond Budgeting-
Darstellung und Wertung anhand eines Praxisbeispiels
von Bärbel Held**
- 21 Ein Factor Augmented Stepwise Probit Prognosemodell
für den ifo-Geschäftserwartungsindex
von Jörg Clostermann, Alexander Koch, Andreas Rees und Franz Seitz**
- 22 Bewertungsmodell der musealen Kunstgegenstände von Kommunen
von Bärbel Held**
- 23 An Empirical Study on Paths of Creating Harmonious Corporate Culture
von Lianke Song und Bernt Mayer**
- 24 A Micro Data Approach to the Identification of Credit Crunches
von Timo Wollmershäuser und Horst Rottmann**
- 25 Strategies and possible directions to improve Technology
Scouting in China
von Wolfgang Renninger und Mirjam Riesemann**

- 26 Wohn-Riester-Konstruktion, Effizienz und Reformbedarf
von Thomas Dommermuth**
- 27 Sorting on the Labour Market: A Literature Overview and Theoretical Framework
von Stephan O.Hornig, Horst Rottmann und Rüdiger Wapler**
- 28 Der Beitrag der Kirche zur Demokratisierungsgestaltung der Wirtschaft
von Bärbel Held**
- 29 Lebenslanges Lernen auf Basis Neurowissenschaftlicher Erkenntnisse
-Schlussfolgerungen für Didaktik und Personalentwicklung-
von Sarah Brückner und Bernt Mayer**
- 30 Currency Movements Within and Outside a Currency Union: The case of Germany
and the euro area
Von Franz Seitz, Gerhard Rösl und Nikolaus Bartsch**
- 31 Labour Market Institutions and Unemployment. An International Comparison
Von Horst Rottmann und Gebhard Flaig**

