

Brynjolfsson, Erik

Article

ICT, innovation and the e-economy

EIB Papers

Provided in Cooperation with:

European Investment Bank (EIB), Luxembourg

Suggested Citation: Brynjolfsson, Erik (2011) : ICT, innovation and the e-economy, EIB Papers, ISSN 0257-7755, European Investment Bank (EIB), Luxembourg, Vol. 16, Iss. 2, pp. 60-76

This Version is available at:

<https://hdl.handle.net/10419/54668>

Standard-Nutzungsbedingungen:

Die Dokumente auf EconStor dürfen zu eigenen wissenschaftlichen Zwecken und zum Privatgebrauch gespeichert und kopiert werden.

Sie dürfen die Dokumente nicht für öffentliche oder kommerzielle Zwecke vervielfältigen, öffentlich ausstellen, öffentlich zugänglich machen, vertreiben oder anderweitig nutzen.

Sofern die Verfasser die Dokumente unter Open-Content-Lizenzen (insbesondere CC-Lizenzen) zur Verfügung gestellt haben sollten, gelten abweichend von diesen Nutzungsbedingungen die in der dort genannten Lizenz gewährten Nutzungsrechte.

Terms of use:

Documents in EconStor may be saved and copied for your personal and scholarly purposes.

You are not to copy documents for public or commercial purposes, to exhibit the documents publicly, to make them publicly available on the internet, or to distribute or otherwise use the documents in public.

If the documents have been made available under an Open Content Licence (especially Creative Commons Licences), you may exercise further usage rights as specified in the indicated licence.

ABSTRACT

The revival in US productivity growth since the mid-1990s is linked to a surge in investment in information and communication technologies (ICT). Against the backdrop of a weakening link between productivity and traditional innovation inputs (e.g. R&D expenditure), digitization has spurred productivity through innovations in management techniques, business models, work processes and human resource practices. More fundamentally, digitization is changing the way innovation itself is done, opening the prospect of a long-term increase in the overall rate of innovation. Over time, this will dwarf the benefits from any particular innovation. Digitization is transforming innovation in four ways: 1) improved real-time measurement of business activities; 2) faster and cheaper business experimentation; 3) more widespread and easier sharing of ideas; and 4) the ability to replicate innovations more quickly and more accurately. This mutually reinforcing sequence amounts to a new kind of R&D, with far-reaching implications for public policy.

Erik Brynjolfsson (erikb@mit.edu) is Professor of Economics and Digital Business at the Sloan School of Management and the Center for Digital Business of the Massachusetts Institute of Technology (MIT) and senior research associate at the National Bureau of Economic Research (NBER).

The author would like to thank Ben Bernanke, Dale Jorgenson, Heekyung Kim, Gary Loveman, Andrew McAfee, Adam Saunders, Michael Schrage, Dan Sichel, Scott Stern, Hubert Strauss and Lynn Wu for valuable comments and conversations on this topic and the MIT Center for Digital Business for generous financial support.



ICT, innovation and the e-economy

1. Introduction

In the long run, our living standards depend on productivity growth. In turn, productivity growth depends on innovation. This makes innovation a critical concern for policymakers, managers and economists. Unfortunately, the effectiveness of traditional innovative inputs appears to have grown weaker over time. While investments in R&D, the number of scientists, and scientific publications have all grown for over a century, productivity growth has not increased commensurately.

More recently, there has been a resurgence in productivity growth and this offers hope for the future of innovation. In particular, innovation in digital technologies has increased, creating a vibrant “e-economy”. This has affected both productivity and innovation in the rest of the economy as well.

Digital innovations drive productivity in three ways. First, they directly increase productivity through the simple mechanics of growth accounting. The quality-adjusted price of information and communication technologies (ICT) has dropped precipitously. Because the real quantity of computer power has grown even more rapidly, this price decline, when multiplied by the stable or growing expenditure share of ICT in GDP automatically generates a contribution to national productivity growth. For instance, in recent years, high tech has accounted for over one third of the rise in productivity in the US despite directly accounting for only about 5 percent of the inputs.

Second, digitization has spurred other innovations. In particular, firms have invested heavily in innovative management techniques, business models, work processes, and human resource practices which complement and amplify their ICT investments. These complementary organizational investments are typically several times larger than the direct investment in ICT and account for well over a trillion of dollars of intangible capital in American firms (Brynjolfsson *et al.* 2002).¹

Third, and perhaps most importantly, digitization is changing the way innovation itself is done. This is especially evident in information industries, but it is increasingly important in other areas of the economy as well. Over time, the benefits from increasing the rate of innovation will dwarf the benefits from any single innovation. However, the ways that ICT is transforming innovation are not yet well understood. Accordingly, I will devote more of my discussion to this aspect of digitization.

In this paper, I will first briefly highlight three important insights from research on innovation. I will then describe some evidence on how both the mean and dispersion of productivity growth has increased. Turning specifically to digitization, I will explain four ways that digitization is accelerating innovation: via measurement, experimentation, sharing and replication. These changes are especially evident in the Internet-based firms at the core of the e-economy, but are increasingly diffusing to firms in all sectors. In fact, they portend a long-term increase in the overall rate of innovation. Finally, I will provide some policy implications and conclude with some thoughts about future productivity growth.



Erik Brynjolfsson

¹ See also Brynjolfsson and Hitt (2000), Bresnahan *et al.* (2002), Bartel *et al.* (2007) and Bloom *et al.* (2007).

2. Three stylized facts about innovation

While the economic literature on innovation is vast – certainly too voluminous to summarize in this brief paper – three facts are important to keep in mind:

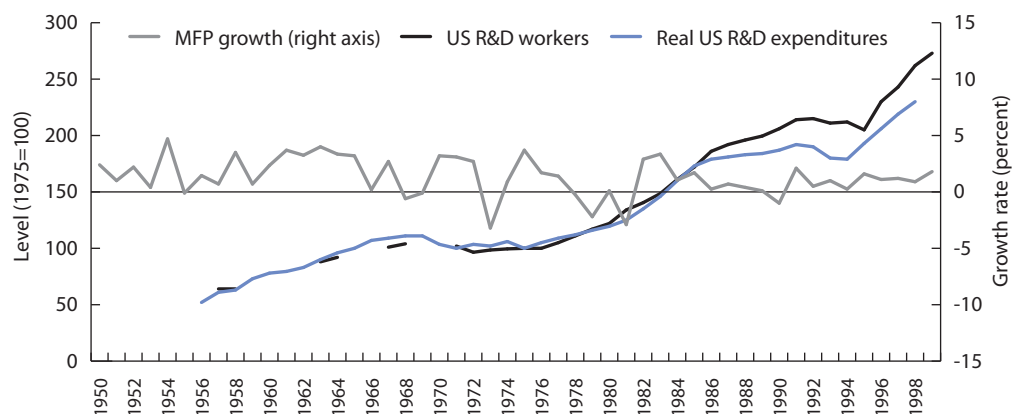
1. Although *inputs* to innovation, by almost every measure, have been rising significantly over the past century, *output*, as measured by the trend growth rate of multifactor productivity (MFP), has been flat.
2. There are dramatic differences among regions, industries and firms in their effectiveness at generating innovations.
3. The effect of an innovation on living standards depends on how much of the economy it affects.

2.1 Growing innovation inputs without growing productivity

An R&D worker was associated with seven times as much MFP growth in 1950 as in 2000.

Of these points, the first one is the cause for greatest concern. As shown in Figure 1, each R&D worker was associated with about seven times as much MFP growth in 1950 as in 2000. Other metrics show similar patterns (Jones, forthcoming; Azoulay and Jones 2006).

Figure 1. Higher R&D spending has not translated into higher productivity growth



Source: Azoulay and Jones (2006)

Perhaps this discrepancy is merely an artefact of mismeasurement. After all, many of the sources of value in the modern economy are not reflected in the productivity statistics. Alternatively, it may be a real phenomenon. If we have “fished out” all the easy innovations, it requires more and more effort to get each incremental improvement in MFP. Let’s look at each of these possibilities in turn.

2.1.1 Mismeasurement

The growth rate in MFP is derived from the national accounts. In turn, converting nominal GDP to real values depends on the price deflators. However, in an increasingly digital world, more and more goods are being delivered for free, earning them a weight of zero in the GDP statistics. A typical American teenager might spend the majority of his leisure time consuming services from Facebook, YouTube, and Twitter. Not only did none of these services exist a generation ago, but all of them are free. While improvements in the price and quality of broadband Internet service – delivering the bits – are reflected in the productivity statistics, the explosion in value of the content, including virtually all the millions of new sites on the World Wide Web, is not. In fact, industries like news and music appear to be shrinking, at least when measured by revenues, as they become more digital.²

² Between 2004 and 2008, the music industry’s revenues from physical shipments and digital downloads shrank from USD 12.34 billion to USD 7.39 billion.

Increased product variety is another change in the economy that is not fully reflected in the productivity statistics. While the typical physical bookstore has about 40,000 book titles, Amazon carries over three million, generating over a billion dollars of consumer surplus just from the increased choice (Brynjolfsson *et al.* 2003). In the broader economy, the number of trademarks and stock-keeping units has grown dramatically, and the welfare benefits of this variety are not fully reflected in the productivity numbers (Brynjolfsson 1996). Mismeasurement may explain part of the productivity shortfall, but it is important to bear in mind that some output went unmeasured in earlier eras as well. For measurement to be the main explanation, it must be getting worse over time.

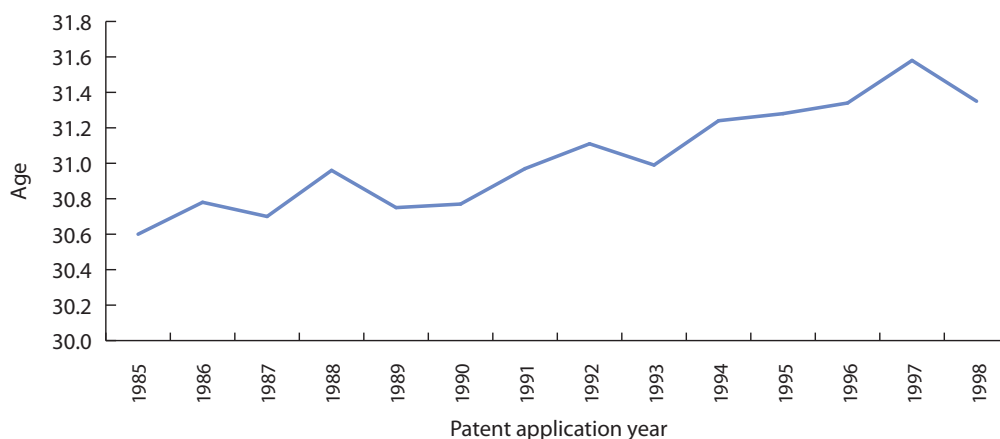
2.1.2 Fishing out

The more troubling explanation for the declining ratio of MFP growth to R&D investment is that we have begun fishing out the easy innovations. Ben Jones makes a compelling case that the “burden of knowledge” has grown. Over time, there is more and more existing knowledge that must be learned before reaching the frontier, retarding the efficiency of innovators and forcing them to specialize more narrowly. This hypothesis has three testable implications. Over time, inventors are older at the time of their first innovation, they are less likely to switch fields, and, having specialized, they are more likely to work with collaborators, who may have complementary knowledge. Each of these implications appears to be true (Figure 2).

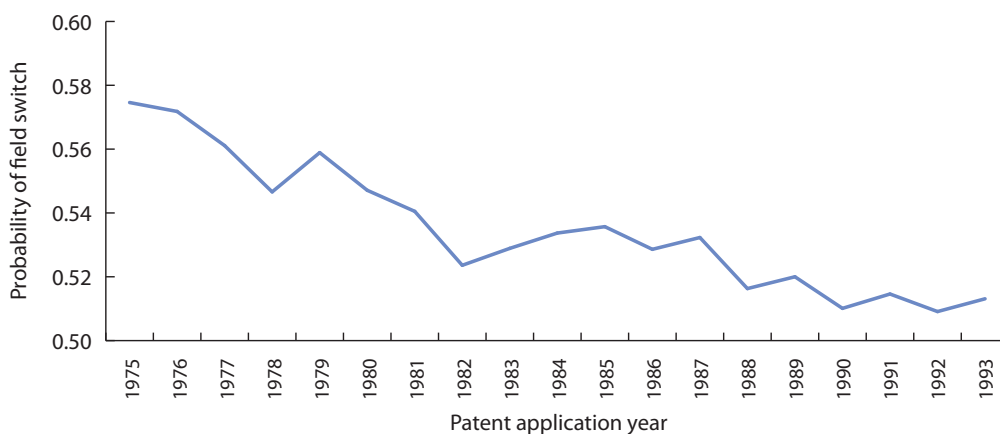
Apart from mismeasurement, the declining ratio of MFP growth to R&D investment might reflect a growing burden of knowledge.

Figure 2. Evidence of a growing burden of knowledge

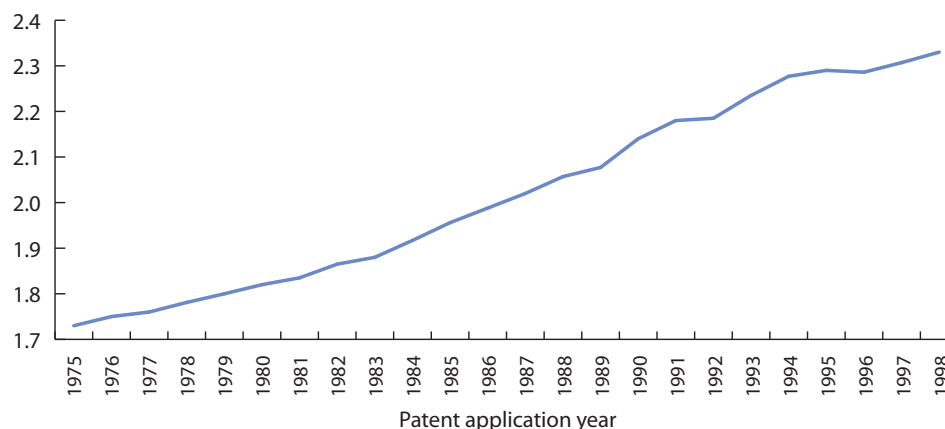
2a. Trend age at “first innovation”



2b. Trend in field switch for fast innovators



2c. Trend in average inventors per patent



Source: Jones (forthcoming)

2.2 Unevenness in innovative activity

There is enormous variability across regions, industries, firms and time in the innovation output per dollar of R&D.

While the innovation output per dollar of R&D may be declining overall, there is enormous variability across regions, industries, firms and time periods. A small number of regions such as Silicon Valley produce a vastly disproportionate number of innovations. Some individual laboratories, like the one run by Eric Lander in Cambridge, Massachusetts, produce more patents each year than some entire nations, such as Sri Lanka. The pharmaceuticals, information technology, telecommunications and medical devices industries produce disruptive waves of innovation each decade, while other industries, like automobiles, produce a product that has not fundamentally changed in over half a century. This does not simply reflect differences in investment: in 2007, GM's R&D budget was the largest of any company in America and automobile companies accounted for three of the top four R&D spenders in the world (Hira and Ross 2008).

This unevenness suggests that we may be able to draw lessons from the more innovative sectors of the economy. For instance, the Internet sector has experienced a wave of innovation, with companies like Google creating billions of dollars of shareholder value, and billions more in consumer surplus, with entirely new products and services in a relatively short period of time. While these companies often do have formal R&D budgets, employ scientists of various types, and may patent some of their inventions, many of their innovations do not follow this conventional path. They may innovate in business models, business processes, delivery methods and product features and these innovations may be developed by managers, engineers, or even customers, outside of any formal R&D budget and without any formal intellectual property (IP) protection.³ More broadly, ICT has set in motion a collection of business innovations that are profoundly affecting industries from retailing, media and manufacturing to finance, transportation and consulting.

2.3 The effect of innovations on living standards depend on expenditure shares

No matter how dramatically an innovation changes a good or service, its impact on GDP will be limited if that good or service is a small share of the economy. Furthermore, when an innovation leads to lower

³ As a result, these types of innovation may not be well captured by traditional metrics of innovation such as patents and other forms of intellectual property, R&D spending, and counts of scientists or their publications, exacerbating the mismeasurement problem discussed above. For instance, most organizational and process innovations are not developed by scientists via the traditional R&D process and are never patented. Similarly, there have been a plethora of important human resource innovations that measurably affect productivity (Gant *et al.* 2002).

prices, then the share of the GDP devoted to that good or service will decline if the good is price inelastic. In turn, this will reduce the productivity benefits to the overall economy from further technological improvements for that good or service.

This fact is the source of “Baumol’s disease” – sectors with high productivity growth often tend to shrink as a share of the economy (Baumol 1967). However, there is no economic law that requires expenditure shares to always shrink as prices decline. When goods have price elasticity of demand greater than one, then price declines lead to a *growing* share of expenditure. This has historically been the case for ICT (Brynjolfsson 1996) at least until recently. Thus, the relatively steady, exponential improvements of Moore’s Law⁴ have resulted in ever greater contributions to national productivity over time.

However, as long as an innovation only affects any one sector of the economy, it will have relatively limited effects on productivity. The greatest effects occur when the innovation can affect multiple sectors. This is why general-purpose technologies like the steam engine, electricity and today, ICT, can have a more revolutionary impact on living standards. In particular, when ICT is a catalyst for complementary co-inventions, its effects can be multiplied.

ICT can affect multiple sectors and is a catalyst for complementary co-inventions.

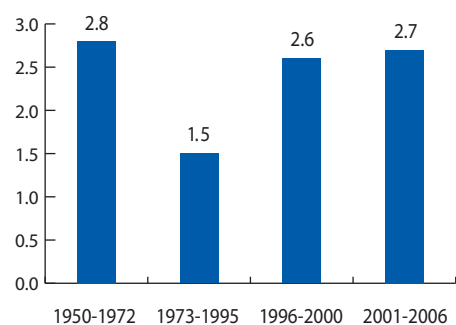
3. Productivity growth and dispersion

3.1 Productivity growth

There is evidence that ICT-enabled innovations have collectively begun to increase the productivity growth rate in recent years. In the United States, productivity growth slowed down in the early 1970s and remained relatively low through the mid-1990s. It then experienced a resurgence, continuing through the past decade (Figure 3a). Interestingly, other industrialized nations have not experienced this productivity surge (Figure 3b).

Figure 3a. Labour productivity growth has increased in the US

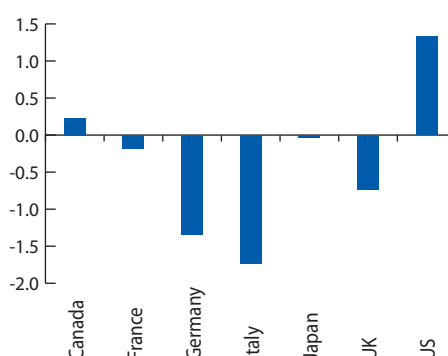
Average annual change in US labour productivity, 1952-2006 (percent)



Source: Bureau of Labor Statistics

Figure 3b. Labour productivity growth has fallen in most G7 nations since the 1990s

Difference in average annual labour productivity growth between 1995-2005 and 1990-1995 (percentage points)



Source: Organization for Economic Co-operation and Development

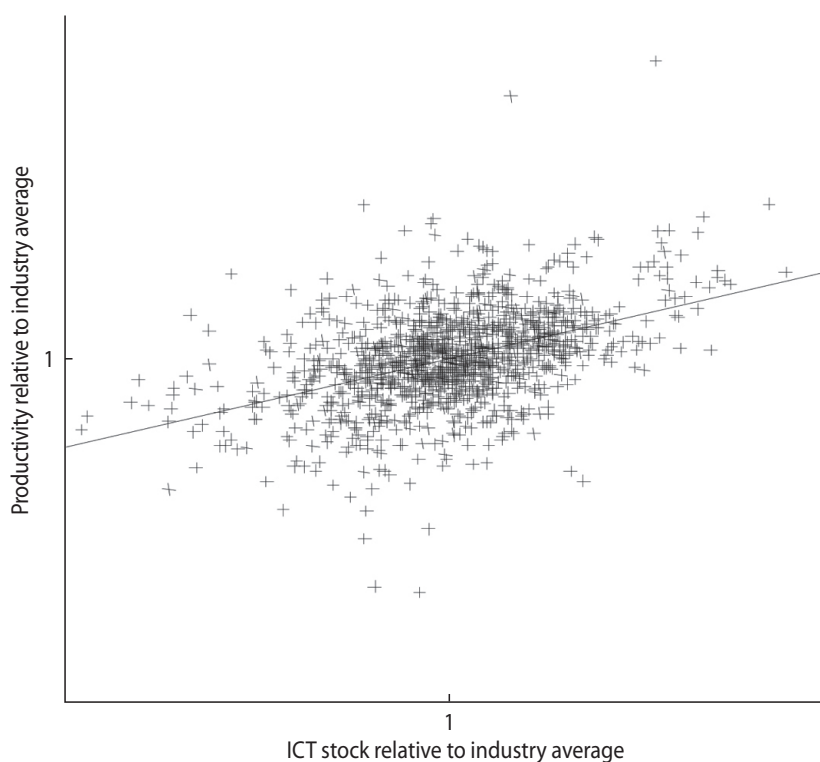
⁴ The doubling of transistors per chip approximately every 18 months is known as Moore’s Law, although the term is also applied to similar improvements in other dimensions of ICT such as storage and communications.

American firms are adept at implementing the management practices that maximize the value of ICT.

The surge in US productivity is correlated with increased investment in ICT. A careful growth accounting by Oliner *et al.* (2007) finds that ICT was a key factor in this resurgence. This is consistent with a similar analysis by Jorgenson *et al.* (2004) who conclude that “A consensus has emerged that a large portion of the acceleration through 2000 can be traced to the sectors of the economy that produce information technology or use IT equipment and software most intensively.”

Furthermore, Stiroh (2002) finds that industries that are heavier users of ICT tend to be more productive. The correlation is also present at the level of individual firms. Companies that use more ICT tend to have higher levels of productivity and faster productivity growth than their industry competitors (Brynjolfsson and Hitt 2000). Bloom *et al.* (2007) find that American firms are particularly adept at implementing the management practices that maximize the value of ICT.

Figure 4. Productivity and ICT in large US firms

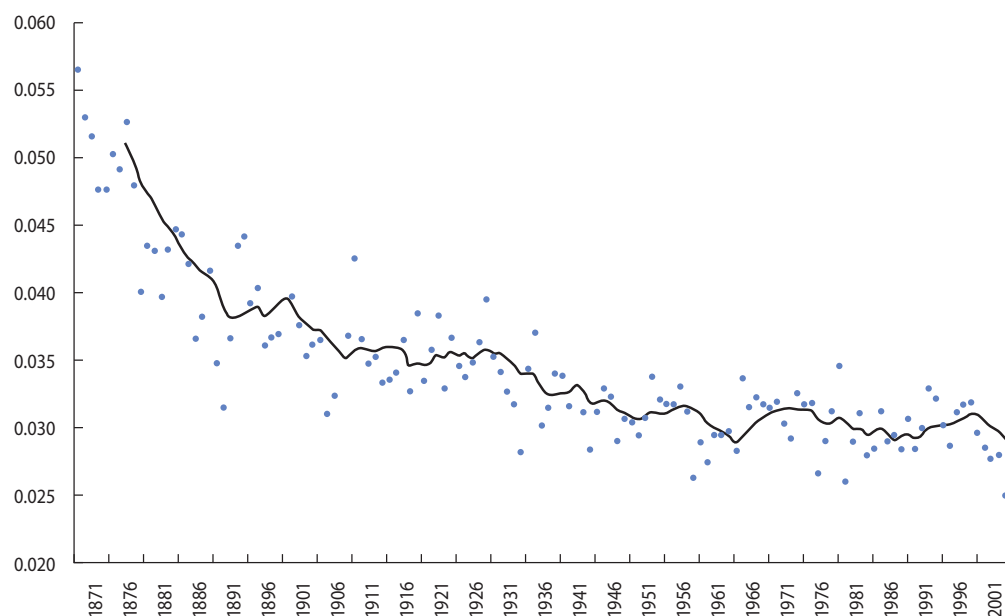


Source: Brynjolfsson and Hitt (2000)

3.2 Productivity dispersion

While productivity growth is strong evidence of innovation, Figure 4 also reveals a striking amount of variation in productivity across firms in the US economy. This variation also says a lot about the diffusion of innovation across firms. As Gould (1996) notes, “Complex systems improve when the best performers play by the same rules over extended periods of time. As systems improve, they equilibrate and variation decreases.” For instance, the rules and technology of baseball have remained largely unchanged for over a century. Figure 5 shows how the variation in baseball batting averages has declined during that period. This reflects the asymptotic limits of human performance and the elimination of ineffective techniques and training methods as better ones were adopted.

Figure 5. Decreasing dispersion in baseball batting averages since the 1870s
Standard deviation by year, all major league players



If there were no innovation in the technology and rules that govern production, distribution, and other aspects of business, one might also expect that variation in performance would decrease asymptotically over time, as existing innovations diffused and firms far from the frontier exited. Conversely, periods of faster innovation are likely to be reflected in increased dispersion in performance.

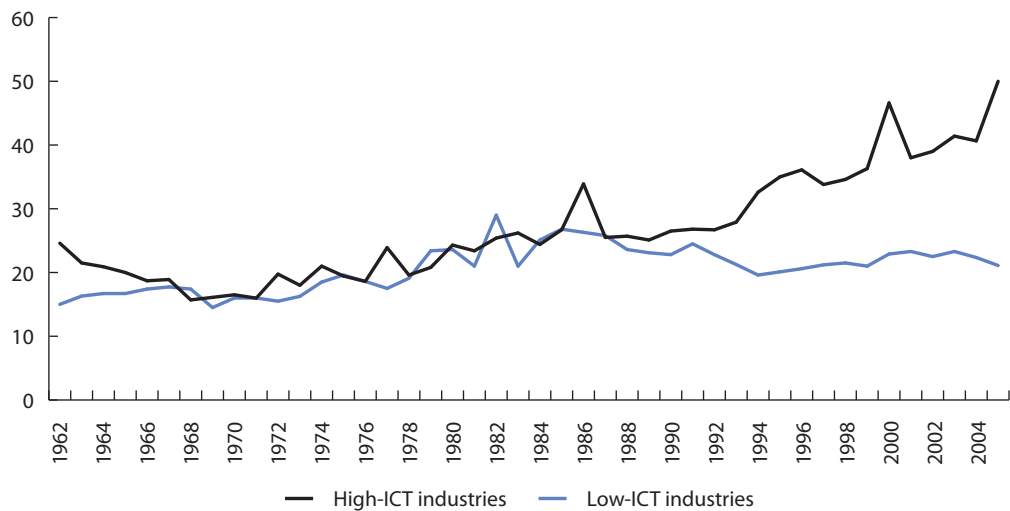
So what do the data show?

Since the mid-1990s, the gap between leaders and laggards has grown overall in the US economy. For instance, the interquartile range or IQR (the difference between the firm at the 75th percentile and the firm at the 25th percentile) in gross profit margin held steady at about 20 percentage points throughout the 1960s, 1970s and 1980s, but in the mid-1990s it started to increase substantially and by 2006 it was nearly 35 percentage points (Brynjofsson *et al.* 2009). This increase in performance spread coincides with the surge in the overall productivity growth rate of the US economy starting in 1995, and has continued through boom and recession. These results are consistent with the idea that there was a broad-based innovation or cluster of innovations, a “rules change”, in the mid-1990s. This gave some firms a competitive advantage over others and increased the overall rate of technological progress.

Periods of faster innovation like the one since the mid-1990s are characterized by increased dispersion in performance.

The increase in performance spread has not occurred equally in all industries. Those with relatively higher levels of R&D spending tend to have slightly greater dispersion in these metrics. This is consistent with the idea that innovation increases performance heterogeneity. However, since the mid-1990s, ICT intensity has been a much stronger correlate of performance spread. The IQR for gross profit margin roughly doubled in the 31 industries with the highest ICT intensity while it was largely unchanged in the 31 industries where ICT intensity was below the median (Figure 6). Other performance metrics show a similar pattern, including EBIDTA margin, Return on Assets, Return on Equity, Tobin’s Q, and the ratio of market value to revenue.

Figure 6. Increasing dispersion in business performance in ICT-using industries
Inter-quartile range in gross profit margin, 1962-2005



Source: Brynjolfsson *et al.* (2009)

Thus, whatever the underlying drivers are behind the increase in both productivity growth and the dispersion of performance, they appear to be strongly correlated with the use of ICT.

4. How digitization is transforming innovation

While the exponential improvements in the power of digital technologies have been remarkably consistent for over 40 years, the absolute magnitudes of the increases are, of course, much larger in recent years. For instance, the number of bits stored digitally has doubled roughly every 18 months. Thus, the number of digital bits newly stored in the past 1.5 years is as great as the digital storage from all previous years combined. Meanwhile, networking and software have become much more pervasive. The widespread use of the Internet by consumers and businesses since the mid-1990 is a particularly visible example, but the adoption of enterprise information technology by most major corporations is probably even more important for productivity and business innovation.

There is a long tradition in economics of modelling both markets and organizations as information processors (*e.g.* Hayek 1945; Sah and Stiglitz 1986). As a result, it would be surprising if the large drop in the cost of digital information processing did not have significant effects on business models and business process innovation, and indeed, on the organization of innovative activities themselves.

Digitization has enabled four important trends relevant for innovation.

The increasing digitization of economic activities has made possible four important trends, each of which has significant implications for innovation:

- Improved real-time, fine-grained measurement of business activities;
- Faster and cheaper business experimentation;
- More widespread and easier sharing of observations and ideas; and
- The ability to replicate process and product innovations with greater speed and fidelity.

While these are certainly not the only ways that digitization is affecting innovation, they are each important in a significant and growing number of firms. In the next four sub-sections, I will briefly

describe each of these trends, and then discuss how they complement each other to accelerate innovation.

4.1 Measure: Digitization makes it possible to measure activities in real time and with great precision

Historically, revolutions in measurement have engendered revolutions in innovation. For instance, when Anton van Leeuwenhoek developed an improved microscope and documented the existence of tiny “animalcules” in water droplets and human blood, it provided the foundation for the germ theory of disease and eventually a host of medicines and treatments.

Historically, revolutions in measurement have engendered revolutions in innovation.

Today, businesses have begun gathering extremely detailed data on their activities and customer relationships. This is particularly evident in the e-economy, where click-stream data give precisely targeted and real-time insights into consumer behaviour. Anyone with access to a web browser can get summaries of billions of keyword searches, and this information is highly predictive of present and future economic activity, such as housing purchases and prices (Wu and Brynjolfsson 2009). Mobile phones, automobiles, factory automation systems and other devices are routinely instrumented to generate streams of data on their activities, making possible an emerging field of “reality mining” to analyze this information (Pentland 2008). Manufacturers and retailers use RFID tags to deliver terabits of data on inventories and supplier interactions and then feed this information into analytical models to optimize and reinvent their business processes.

Much of this information is generated as a costless by-product of computerization, and sits unused, at least initially. A few years after installing a large enterprise resource planning (ERP) system, it is common for companies to purchase a “business intelligence” module to try to make use of the flood of data that they now have on their operations. The aim is to identify patterns in the data and to generate and test hypotheses about potential business innovations. This is creating a shift from intuitive management to more numbers-driven decision-making. As a Microsoft researcher memorably put it, objective, fine-grained data are replacing HiPPOs (Highest-Paid Person’s Opinions) as the basis for decision-making at more and more companies (Kohavi *et al.* 2007). For instance, Enologix has used this approach to help Gallo vineyards accurately predict the wine ratings that Robert Parker would give to various new wines, UPS has mined data on truck delivery times to develop a new routing method and Match.com has even developed new algorithms for matching men and women for dates (Davenport 2007). For each innovation, analysts drawing on detailed measurement have supplanted human experts who used more tacit knowledge and intuition.

4.2 Experiment: Digitization makes it possible to run business experiments much more cheaply and frequently

Examining data that have been generated as a by-product of regular operations and interactions can yield insights that drive innovation. However, it typically takes controlled experiments to determine causality. Historically, experimentation has been difficult for businesses to do outside of the laboratory because of cost, speed and convenience. While scientific thinking has been dominated by the experimental approach for nearly 400 years, an era of exceptional scientific progress, it is only relatively recently that experiments have begun to become more widespread as a tool for business innovation.

The change has been most sweeping in “born-digital” companies like Amazon and Google. A central part of Amazon’s research strategy is a program of “A-B” experiments where it develops two versions of its website and offers them to matched samples of customers. Using this method, Amazon might test a new recommendation engine for books, a new service feature, a different check-out process, or

Rather than agonize for months over a choice, Internet firms ask customers and get the answer in real time.

simply a different layout or design. Because of the large number of customer interactions it processes, Amazon sometimes gets sufficient data within just a few hours to detect a statistically significant difference between the two hypothesized solutions.⁵ This ability to rapidly test ideas fundamentally changes the company's mindset and approach to innovation. Rather than agonize for months over a choice, or model hypothetical scenarios, the company simply asks the customers and gets an answer in real time. Ideas that might have taken months or even years to develop and assess can now be quickly and cheaply prototyped and tested, vastly increasing the clock-speed of the innovation process.

The scale of business experimentation at some firms is prodigious. According to Hal Varian, Google runs on the order of 200-300 experiments per day, as they test new products and services, new algorithms and alternative designs. An iterative review process aggregates findings and frequently leads to further rounds of more targeted experimentation.

At the same time, Google's competitors, partners, customers and third-party consultants are doing their own experiments, creating a complex, interacting ecosystem that demands continuous innovation. While Google currently dominates the market for web search, it is unlikely that it would have any market share at all if it still relied on the original, unmodified PageRank algorithm that Larry Page and Sergey Brin developed in 1998 (Brin and Page 1998).

Greg Linden, who led one set of experiments at Amazon, describes the emerging experimentation philosophy succinctly:

"To find high impact experiments, you need to try a lot of things. Genius is born from a thousand failures. In each failed test, you learn something that helps you find something that will work. Constant, continuous, ubiquitous experimentation is the most important thing." (Brynjolfsson and Schrage 2009)

These words echo the approach of innovators since Thomas Edison, but ICT has made it possible to apply it to a much broader class of business challenges and significantly compress the "hypothesis-to-experiment" cycle time.

While web-based companies have been particularly aggressive in using business experiments to drive innovation, digital platforms have brought this approach to other industries. For instance, Harrah's transformed itself from a second-tier casino company to the industry leader in large part because of the culture of experimentation that CEO Gary Loveman introduced. When Loveman, an economics PhD from MIT and former Harvard Business School professor, arrived at Harrah's, he found that it was already gathering a great deal of data about its customer interactions via its existing information systems and programs such as its Total Rewards loyalty card. However, it was not using these data systematically to develop improved processes, products and services. When Loveman became the CEO of Harrah's, he developed strategies to continually test new promotions, price points, services, workflow, employee incentive plans and casino layouts using controlled experiments.

Widespread business experimentation has required a fundamental change in the corporate culture. As Loveman puts it "There are two things that will get you fired from Harrah's: stealing from the company, or running an experiment without a properly designed control group" (Brynjolfsson and Schrage 2009). Meanwhile, many of Loveman's competitors have been slower to make this transition, allowing Harrah's to gain market share. Loveman does not believe that the gaming industry is uniquely

⁵ Jeff Wilke, Head of North American Retail, Amazon.com, personal communication.

suited to this approach – it can and has occurred in many other industries. For instance, leading firms in retailing (e.g. Zara's, Tesco's, Wal-Mart), consumer finance (e.g. Capital One, Fidelity), and hospitality (e.g. Marriott) have also adopted a more aggressive strategy of business experimentation.

4.3 Share: Digitization makes it possible to share observations, insights and innovations more widely and easily

The Internet and other recent improvements in communications have had a significant effect on scientific and business collaboration. For example, there has been an increasing trend in collaboration among scholars in distance attributable to the decreased communication cost (e.g. Griffith *et al.* 2007; Jones *et al.* 2008; Rosenblat and Möbius 2004).

Sharing has also increased within firms, using relational databases, knowledge management systems, intranets, email networks, wikis and a variety of other tools. This has increased the speed at which new findings and insights propagate throughout the firm. The way firms are working to optimize the flow of ideas and information, ideas and collaboration can be compared to the way assembly lines optimized the flow of physical products through factories a century ago (Varian 2008).

Today, the components being combined are made of bits, rather than atoms, which makes it possible to replicate them perfectly and nearly costlessly, and to transport them worldwide almost instantly. Because the process of innovation often relies heavily on the combination and recombination of previous innovations (Weitzman 1998), the broader and deeper pool of ideas and individuals that an innovator can draw on, the more opportunities there are for innovation. As a result, improved sharing has important implications for not just the level of innovation, but also the rate of growth of innovation.

4.4 Replicate: Digitization makes it possible to scale up innovations with greater speed and fidelity

The fourth trend is the ability to scale up innovations rapidly and with unprecedented fidelity. Again, the e-economy leads the way. When Amazon improves its website, the innovation is almost instantaneously replicated in hundreds of millions of its "stores" worldwide – the computer screens of its customers. Similarly, innovations in other digital products like software, music, video and websites can be rapidly replicated and delivered.

The result has been a more Schumpeterian form of competition in these industries, in the sense that new firms are born and quickly supplant the incumbents, resulting in "creative destruction" and renewal. Consider software. Firms that develop better software applications can rapidly grow to dominate the industry, or even create entirely new sectors. At the same time, their dominance is far from assured, with many industry leaders losing their position, or even failing altogether, when competitors or new entrants develop a superior product, or when the dominant platform changes from mainframes, to minicomputers, to personal computers, to the Internet and beyond. The high productivity levels and productivity growth rates of software firms are also consequences of easy replication of innovations.⁶

Today, technology is increasingly making it easier to replicate not just innovative digital products, but also innovative business processes. For instance, when CVS developed an improved prescription drug ordering process for its pharmacies, it embedded the process in an enterprise IT system. Because the process was tightly coupled with technology, CVS could assure that each clerk and pharmacist would

High productivity levels and growth of software firms partly result from easy replication of innovations.

⁶ For instance, Gandal (1994) and Brynjolfsson and Kemerer (1996) found that the quality-adjusted improvements in spreadsheet software were 10 percent or more per year.

adhere to the new process precisely as it had been designed, increasing overall customer satisfaction scores from 86 to 91. More importantly, the innovation could be rapidly rolled out to over 4,000 physical locations across the country. In effect, the economic impact of this one process innovation was multiplied by 4,000 because it was embedded in technology. This is a marked contrast to the slow and error-prone paper-based or training-oriented procedures that were used for propagating processes a decade ago (McAfee and Brynjolfsson 2008).

ERP systems such as those sold by SAP and Oracle since the mid-1990s have made process replication possible in other industries and for many types of large and mid-sized firms. The geographic reach of enterprise software has been greatly increased by the Internet, which freed companies from having to construct private networks to remote locations. This combination represents a quantum leap forward in firms' abilities to replicate business process innovations widely, rapidly and with high fidelity.

4.5 The emerging sequence – Experiment, Measure, Share and Replicate – is a new kind of R&D

The effects of experimentation, measurement, sharing and replication are amplified when the four are used together.

Important as the trends of experimentation, measurement, sharing and replication are when used separately, their impact is amplified when they are used together. While passive data gathering can be useful, measurement is far more valuable when coupled with conscious, active experimentation and sharing of insights. Likewise, the value of undertaking the experiments themselves is proportionately greater if the organization can capitalize on those experiments in more locations and at greater scale. In combination, these practices constitute a new kind of "R&D" that draws on the strengths of ICT to speed innovation. As flexible, scalable ICT infrastructure makes this approach more widely feasible, the main bottleneck becomes the ability to ask the right questions so that the experiment, measure, share and replicate paradigm can help answer them. This requires both an understanding of business needs and experimental design concepts.

5. Implications for policymakers

As the nature of innovation changes, so too should the institutions and policies that we use to foster innovation.

5.1 Incentives

One of the first policy levers considered by most economists for affecting the pace of innovation is incentives. Patents and other forms of intellectual property rights are enshrined in the constitution in order "to promote the progress of Science and useful Arts." However, stronger IP protection does not necessarily lead to more innovation. Davis (2001) and others have argued that existing forms of IP are not well suited for digital goods and services, and innovations in business processes also appear to be a poor fit. In part, this is because the combinatorial innovation approach common in building digital innovations can be severely hampered when IP law restricts use of the components. Innovations in other fields such as biotech also build heavily on previous contributions. As a result, Williams (2009) finds that the IP rights that Celera obtained when it sequenced parts of the human genome retarded subsequent innovation by as much as 30 percent compared to similar sequences which were placed in the public domain. In some cases, open source projects such as Wikipedia and Linux have been unexpectedly successful. This suggests that institutions that harness non-financial motivations, such as those described by Maslow (1943) may be important.

5.2 Education

Greater investment in education is another common policy recommendation and the measure, experiment, share and replicate paradigm by no means reduces its importance. However, it does put a premium on creativity and the ability to frame questions that are both relevant to the business and amenable to rigorous experimental design and analysis, often using statistical techniques. Education that is overly narrow, however deep, may be less effective in such an environment. Furthermore, if competition becomes more Schumpeterian, firms with a skilled workforce that is flexible enough to quickly adapt to changes will get higher returns on their innovations. Such firms can therefore be expected to invest more in innovation in the first place.

The measure – experiment – share – replicate paradigm strengthens the need for greater investment in education.

5.3 Infrastructure

The benefits of combinatorial innovation are the greater the more distinct components there are to combine. However, the infrastructure that makes such interaction and sharing possible has characteristics of a public good, and there may be underinvestment if it is not subsidized or publicly provided. The American interstate highway system, the Internet and the human genome project are all examples of government-supported infrastructure that fosters innovation by facilitating interconnections.

5.4 Immigration policy

While the global Internet makes it easy to almost instantly transmit gigabytes of data almost anywhere in the world, this does not mean that geography has become irrelevant to innovation. On the contrary, it remains highly uneven, with some areas innovating disproportionately. Innovators benefit from being physically near other innovators so that they can more easily share the types of tacit knowledge and understanding that are difficult or impossible to distil into explicit instructions. Rather than diminishing returns to scientific concentration, the pay-off to each participant often grows with greater concentration, accounting for innovation clusters. Flexible immigration policy can help assure that more of these clusters emerge.

5.5 Flexibility

The waves of “creative destruction” that characterize the increasingly Schumpeterian competition and innovation in the economy lead to the rapid scaling-up and ramping-down of businesses. This requires flexible institutions, labour force and regulatory policies. Antitrust in the e-economy should be less concerned with static market shares and more concerned with potential lock-in and inertia that prevent innovators from supplanting incumbents.

5.6 Rent dissipation versus value creation

Not all innovations have equal social value. An innovation that redistributes a dollar of rents does not benefit society as much as an innovation that creates a dollar of new value. In the United States many of the technology investments, and many of the top students, have been devoted to innovating in activities like pricing and bargaining where the private benefits often come largely at the expense of other parties, rather than to science and engineering innovations, where the spillovers are often positive. Policies that enrich or favour the rent-redistributing components of some industries may exacerbate this trend. Philippon and Reshef (2009) found that rents account for 30 percent to 50 percent of the wage differentials between employees in finance compared to engineering since the late 1990s. This has attracted talented individuals from other sectors to the financial sector.⁷

⁷ According to Goldin and Katz (2008), Harvard graduates working in finance earned almost three times more than their peers, even controlling for their undergraduate performance.

6. Conclusion

Information technology holds promise for increasing the rate of innovation. However, fulfilling this promise will require a transformation by both companies and policymakers that has barely begun. Success in this transition should begin with a clearer understanding of what digitization can do and what it is working in leading firms and sectors.

ICT raises productivity growth by enhancing ICT equipment, catalyzing organizational change, and transforming the innovation process itself.

The explosive improvements in computers and related technologies can raise productivity growth in three ways: directly through technological progress in computers and communication goods, indirectly by catalyzing co-inventions in management and organization, and most recently, by transforming the innovation process itself.

Because innovation ultimately depends on the creation of knowledge, information technology has a unique role in augmenting, if not automating, creativity and discovery. Companies that successfully use technology to improve their measurement, experimentation, sharing and replicating of innovation will be in a position to outcompete their rivals, and gain a growing share of the economic landscape.

The increase in US productivity growth since 1995 is a promising sign. Even more tantalizing is the increase in the performance spread among companies, especially those in ICT-intensive sectors. A large performance spread is *prima facie* evidence that the frontier of practice is far ahead of the mean, and thus a positive sign for future productivity growth. Indeed, it suggests that firms that are currently behind the frontier, whether in the US, Europe, or elsewhere, have great potential benefits ahead of them even if they simply match the current leaders. By many measures, we have a more innovative society than ever before.

Looking to the future, the recent sharp decline in business investment and in particular ICT investment is cause for concern, especially if it inhibits complementary investments. However, it is likely that most businesses are still very far from fully exploiting all the potential complements to 1990s technology, let alone the current ICT capabilities, so there is still room for continued innovation. Even if Moore's Law stopped tomorrow – and it has no signs of slowing down – there is potentially decades' worth of innovation possible just from wringing out the potential of today's ICT.

In some ways, the current downturn contains seeds of hope. Historically, recessions have been a stimulus for innovation and restructuring. The 1930s had more major product innovations than any other decade since the 1850s (Kleinknecht 1987). A majority of Fortune 500 companies were founded during economic downturns (Stangler 2009). Similarly, some companies are using today's challenging economic environment as a rationale for making tough changes that would have been conceptually or politically difficult when they were more profitable. If these changes create more innovative nations and further raise productivity growth, the so-called "Great Recession" may eventually become known as the "Great Restructuring" instead.

References

- Azoulay, P. and Jones, B. (2006). Presentation at "Innovation and Early Stage Ideas" Conference, Tinbergen Institute, December 20.
- Bartel, A., Ichniowski, C. and Shaw, K. (2007). "How does information technology really affect productivity? Plant-level comparisons of product innovation, process improvement and worker skills". *Quarterly Journal of Economics*, (122:4), pp. 1721-1758.
- Baumol, W.J. (1967). "Macroeconomics of unbalanced growth: the anatomy of urban crisis". *American Economic Review*, (57:3), pp. 415-426.
- Bloom, N., Sadun, R. and Van Reenen, J. (2007). "Americans do IT Better: American Multinationals and the Productivity Miracle". NBER Working Paper No. 13085.
- Bresnahan, T., Brynjolfsson, E. and Hitt, L.M. (2002). "Information Technology, Workplace Organization and the Demand for Skilled Labor: Firm-level Evidence". *Quarterly Journal of Economics*, (117:1), pp. 339-376.
- Brin, S. and Page, L. (1998). "The anatomy of a large-scale hypertextual Web search engine". *Computer Networks and ISDN Systems*, (30), pp. 107-117, April.
- Brynjolfsson, E. (1996) "The Contribution of Information Technology to Consumer Welfare". *Information Systems Research*, (7:3), pp. 281-300.
- Brynjolfsson, E. and Hitt, L.M. (2000). "Beyond Computation: Information Technology, Organizational Transformation and Business Performance". *Journal of Economic Perspectives*, (14:4), pp. 23-48.
- Brynjolfsson, E., Hitt, L.M. and Yang, S. (2002). "Intangible Assets: Computers and Organizational Capital". *Brookings Papers on Economic Activity: Macroeconomics* (1), pp. 137-199.
- Brynjolfsson, E. and Kemerer, C.F. (1996). "Network externalities in microcomputer software: an econometric analysis of the spreadsheet market". *Management Science*, (42:12), pp. 1627-1647, December.
- Brynjolfsson, E. and McAfee, A. (2011). *Race Against the Machine: How the Digital Revolution Accelerates Innovation, Drives Productivity and Irreversibly Transforms Employment and the Economy*, MIT Center for Digital Business.
- Brynjolfsson, E., McAfee, A. and Zhu, F. (2009). "Scale without Mass: Business Process Replication and Industry Dynamics". Working Paper, MIT Center for Digital Business.
- Brynjolfsson, E. and Saunders, A. (2009). *Wired for Innovation: How Information Technology is Reshaping the Economy*, MIT Press.
- Brynjolfsson, E. and Saunders, A. (2009). "What the GDP Get's Wrong, and Why Managers Should Care". *MIT Sloan Management Review*. Fall, (51:1).
- Brynjolfsson, E. and Schrage, M. (2009). "The New, Faster Face of Innovation: Thanks to Technology, Change Has Never Been So Easy-or So Cheap". *Wall Street Journal and Sloan Management Review*. August.
- Brynjolfsson, E., Smith, M.D. and Hu, Y. (2003). "Consumer Surplus in the Digital Economy: Estimating the Value of Increased Product Variety at Online Booksellers". *Management Science*, (49:11), November.
- Davenport, T. (2007). *Competing on Analytics: The New Science of Winning*, Harvard Business School Press.
- Davis, R. (2001). "The Digital Dilemma". *Communications of the ACM*, February.
- Gandal, N. (1994). "Hedonic Price Indexes for Spreadsheets and an Empirical Test for Network Externalities". *RAND Journal of Economics*, (25:1), pp. 160-170.

- Gant, J., Ichniowski, C. and Shaw, K. (2002). "Social Capital and Organizational Change in High-Involvement and Traditional Work Organizations". *Journal of Economics and Management Strategy*, (11:2), pp. 289-328.
- Goldin, C. and Katz, L.F. (2008). "Transitions: Career and Family Life Cycles of the Educational Elite". *American Economic Review: Papers & Proceedings*, (98:2), pp. 363-369.
- Gould, S.J. (1996). *Full house: The Spread of Excellence from Plato to Darwin*, Harmony Books New York.
- Griffith, R., Lee, S. and Van Reenen, J. (2007). "Is Distance Dying at Last? Falling Home Bias in Fixed Effects Models of Patent Citations". NBER Working Paper No. 13338.
- Hayek, F. (1945). "The Use of Knowledge in Society". *American Economic Review*. (35:4), pp. 519-530.
- Hira, R. and Ross, P.E. (2008). "R&D Goes Global". *IEEE Spectrum*, November.
- Jones, B.F. "The Burden of Knowledge and the Death of the Renaissance Man: Is Innovation Getting Harder?" *Review of Economic Studies* (forthcoming).
- Jones, B.F., Uzzi, B. and Wuchty, S. (2008). "Multi-University Research Teams: Shifting Impact, Geography, and Stratification in Science". *Science*, (322:5905), pp. 1259-1262.
- Jorgenson, D.W., Ho, M.S. and Stiroh, K.J. (2004). "Will the US productivity resurgence continue?" *Current Issues in Economics and Finance, Federal Reserve Bank of New York*, December.
- Kleinknecht, A. (1987). *Innovation Patterns in Crisis and Prosperity: Schumpeter's Long Cycle Reconsidered*, Palgrave Macmillan, London.
- Kohavi, R., Henne, R. and Sommerfield, D. (2007). "Practical Guide to Controlled Experiments on the Web: Listen to Your Customers not to the HiPPO". *KDD 2007*.
- Maslow, A.H. (1943). "A Theory of Human Motivation". *Psychological Review*, (50:4), pp. 370-396.
- McAfee, A. and Brynjolfsson, E. (2008). "Investing in the IT That Makes a Competitive Difference". *Harvard Business Review*, July-August.
- Oliner, S., Sichel, D. and Stiroh, K. (2007). "Explaining a productive decade". *Brookings Papers on Economic Activity*, (1), pp. 81-152.
- Pentland, S. (2008). *Honest Signals: How They Shape Our World*, MIT Press.
- Philippon, T. and Reshef, A. (2009). "Wages and Human Capital in the US Financial Industry: 1909-2006". NBER Working Paper No. 14644.
- Rosenblat, T.S. and Möbius, M.M. (2004). "Getting Closer or Drifting Apart?" *Quarterly Journal of Economics*, (119:3), pp. 971-1009.
- Sah, R.K. and Stiglitz, J.E. (1986). "The Architecture of Economic Systems: Hierarchies and Polyarchies". *American Economic Review*, (76:4), pp. 716-727.
- Stangler, D. (2009). *The Economic Future Just Happened*. Ewing Marion Kauffman Foundation, June 9.
- Stiroh, K. (2002). "Information Technology and the US Productivity Revival: What Do the Industry Data Say?" *American Economic Review*, (92:5), pp. 1559-76.
- Varian, H. (2008). "Computer Mediated Transaction". Presentation at the Federal Reserve Bank of San Francisco, November.
- Weitzman, M.L. (1998). "Recombinant Growth". *Quarterly Journal of Economics*, (113:2), pp. 331-360.
- Williams, H. (2009). "Intellectual Property Rights and Innovation: Evidence from the Human Genome". Working Paper, Harvard.
- Wu, L. and Brynjolfsson, E. (2009). "The Future of Prediction: How Google Searches Foreshadow Housing Prices and Quantities". *International Conference on Information Systems*, 2009.