

Askitas, Nikos; Zimmermann, Klaus F.

Working Paper

Detecting mortgage delinquencies

IZA Discussion Papers, No. 5895

Provided in Cooperation with:

IZA – Institute of Labor Economics

Suggested Citation: Askitas, Nikos; Zimmermann, Klaus F. (2011) : Detecting mortgage delinquencies, IZA Discussion Papers, No. 5895, Institute for the Study of Labor (IZA), Bonn, <https://nbn-resolving.de/urn:nbn:de:101:1-201108093264>

This Version is available at:

<https://hdl.handle.net/10419/51949>

Standard-Nutzungsbedingungen:

Die Dokumente auf EconStor dürfen zu eigenen wissenschaftlichen Zwecken und zum Privatgebrauch gespeichert und kopiert werden.

Sie dürfen die Dokumente nicht für öffentliche oder kommerzielle Zwecke vervielfältigen, öffentlich ausstellen, öffentlich zugänglich machen, vertreiben oder anderweitig nutzen.

Sofern die Verfasser die Dokumente unter Open-Content-Lizenzen (insbesondere CC-Lizenzen) zur Verfügung gestellt haben sollten, gelten abweichend von diesen Nutzungsbedingungen die in der dort genannten Lizenz gewährten Nutzungsrechte.

Terms of use:

Documents in EconStor may be saved and copied for your personal and scholarly purposes.

You are not to copy documents for public or commercial purposes, to exhibit the documents publicly, to make them publicly available on the internet, or to distribute or otherwise use the documents in public.

If the documents have been made available under an Open Content Licence (especially Creative Commons Licences), you may exercise further usage rights as specified in the indicated licence.

IZA DP No. 5895

Detecting Mortgage Delinquencies

Nikolaos Askitas
Klaus F. Zimmermann

July 2011

Detecting Mortgage Delinquencies

Nikolaos Askitas

IZA

Klaus F. Zimmermann

IZA and University of Bonn

Discussion Paper No. 5895

July 2011

IZA

P.O. Box 7240
53072 Bonn
Germany

Phone: +49-228-3894-0

Fax: +49-228-3894-180

E-mail: iza@iza.org

Any opinions expressed here are those of the author(s) and not those of IZA. Research published in this series may include views on policy, but the institute itself takes no institutional policy positions.

The Institute for the Study of Labor (IZA) in Bonn is a local and virtual international research center and a place of communication between science, politics and business. IZA is an independent nonprofit organization supported by Deutsche Post Foundation. The center is associated with the University of Bonn and offers a stimulating research environment through its international network, workshops and conferences, data service, project support, research visits and doctoral program. IZA engages in (i) original and internationally competitive research in all fields of labor economics, (ii) development of policy concepts, and (iii) dissemination of research results and concepts to the interested public.

IZA Discussion Papers often represent preliminary work and are circulated to encourage discussion. Citation of such a paper should account for its provisional character. A revised version may be available directly from the author.

ABSTRACT

Detecting Mortgage Delinquencies

Economic hardship is strongly reflected by the housing market. It is the concern of much research, but its analysis is often obstructed by insufficient lagged data. This paper evaluates search intensity for “hardship letter” from Google Insights to detect ensuing mortgage delinquencies. Such searches locate documents which assist to write a successful loan modification request. Other relevant searches for “short sale”, “REO” (as in Real Estate Owned) or “FHA” (as in Federal Housing Administration) are used to provide a comprehensive view of the housing market. Using data from the great recession and benchmarking them against data from the labor market, the paper demonstrates that internet activity captures socioeconomic phenomena in real time very well, with no interviewer effect at a high frequency. This suggests that the new data base should spur new housing research.

JEL Classification: C81, E65, G21, R31

Keywords: housing, hardship letter, loan delinquency, mortgage, National Delinquency Survey (NDS), financial crisis, recession, bubble, Google Insights

Corresponding author:

Nikolaos Askitas
IZA
P.O. Box 7240
53072 Bonn
Germany
E-mail: askitas@iza.org

1. Introduction

During its lifecycle (construction, sale, renovation, resale) a house causes demand for a wide range of raw material and a diverse amount of labor. By the time it becomes a home it also generates consumer demand for a diverse array of home equipment. This is part of the reason that housing markets are important for national economies. The significance of a home and of homeownership for the lives of people is quite likely the prime force underlying this importance, but also the basis on which bad mortgaging, speculation, bubbles and other irrationalities occur. Nonetheless, conventional economic wisdom, not entirely unfounded, maintains that as the housing market goes so goes the rest of the economy for the US. This is easily seen to be the case in the recent great depression: the “*Great Surge in mortgage defaults*” (Dennis R. Capozza and Robert Van Order (2011)) was crowned by a financial and economic crisis which manifested themselves as such in the Fall of 2008.

The housing crisis was at the heart of the great depression. For an extended period, rising house prices had been the basis for a stable consumer demand. When the value of houses fell and the housing market collapsed, this was detrimental for consumption and for the whole US economy.¹ Therefore, economic research needs to measure and understand its’ nature at an early stage. Early data availability is one crucial challenge.

One way to get a sense for the size of the US housing market is to consider that the sample used by the *Mortgage Bankers Association* (mortgagebankers.org) to construct their National Delinquency Survey (NDS) includes about 44 millions loans held by “mortgage companies, commercial banks, thrifts, credit unions and others”. A market of that size is highly important both in terms of its economic relevance and the amount of people it affects. According to the NDS, during the recent economic crisis, the total percent of delinquent loans went from 4.41% at the beginning of 2006 to 10.1% at the beginning of 2010 when within the NDS sample alone we had 4.5 million delinquent loans. In the same time interval quarterly foreclosures went from .98% to 4.63%.

In May of 2008, Angelo Mozilo, then Chairman of the board and CEO of a mortgage company called *Countrywide Financial*, made the news² by accidentally hitting “reply” instead of “forward” in response to an e-mail from a distressed homeowner in North Carolina. The homeowner, who

¹However, as Molloy and Shan (2011) have shown, foreclosures on residential mortgages do not generate an economic burden strong enough to severely reduce housing consumption.

²<http://articles.latimes.com/2008/may/21/business/fi-mozilo21>

apparently was facing or anticipating an inability to make mortgage payments on time, had written a letter to request a loan modification and emailed it directly to the Office of the President of Countrywide. Angelo Mozilo who apparently thought he was forwarding the email to one of his people commented it as follows:

“This is unbelievable. Most of these letters now have the same wording. Obviously they are being counseled by some other person or by the internet. Disgusting.”

Apparently, the homeowner who received the inadvertent reply with the comment made the email exchange public. *Countrywide Financial*, which in 2006 was the nation’s “largest mortgage lender”,³ was by then failing and was purchased by Bank of America⁴. Mozilo who at that moment must have been confronted with a prolonged rise in loan delinquencies saw it right. As more and more homeowners were entering financial hardship they sought help by writing loan modification requests to the banks holding their mortgages and the internet was their prime resource: a number of sites offered advice on the subject matter, *loansafe.org* being among the most prominent.

Our paper investigates the importance of mortgages for the early detection of deteriorating economic conditions. More specifically we want to detect the likelihood of mortgage delinquency as early as the homeowners themselves sense upcoming difficulties. One way to do this would be to simply count Mozilo’s letters. Since this is obviously impossible, we use *Google Insights* to find a proxy indicator that approximates their number. Such a letter is called a hardship letter and Mozilo had already seen that they are very much alike. This is of course because people search on the internet using terms like “hardship letter template” or “how to write a hardship letter”. By counting the volumes of searches which contain **hardship letter** we can indeed detect loan delinquency in its early stages before any other indicator could possibly pick it up. We look at a number of other relevant searches such as **short sale**, **REO** (“Real Estate Owned”) and **FHA** (Federal Housing Administration).

The paper is organized as follows. In Section 2 we discuss the elements of an Internet Search Theory for the Social Sciences, and present our data provisioning service: Google Insights. Section 3 contains the empirical results. We conclude with Section 4.

³<http://www.nytimes.com/2007/08/26/business/yourmoney/26country.html>

⁴See <http://www.marketwatch.com/story/bank-of-america-to-buy-countrywide-financial-for-4-billion>

2. Internet Search: Concept and Practice

Online is a “place” where diverse socioeconomic activity takes place. From online banking, entertainment and shopping to informal education, social networking and information discovery the internet is a central resource for the lives of people in modern societies. The study of internet activity is therefore of increasing importance for social sciences. Search is a vital component of this activity in that it indexes the enormous stock of online “documents” and makes them tractable for the user population. An individual’s interest in certain documents (and not in others) is a function of the individual’s state and so are search queries which are used to locate them. These queries are therefore utterances worth being investigated and their collection can be thought of as an involuntary, high-frequency and variable-frequency panel survey. The panel nature has tremendous potential, but is less likely to be usable in the near future on grounds of data privacy and protection.

Individuals performing internet searches are protected by anonymity and the privacy of their internet session. Such searches are therefore, involuntary and hence contain no interviewer effects.⁵ This is a very important property in some contexts such as health studies (Askitas and Zimmermann (2011)). Protecting the privacy of individuals, in this context, is important and raises many interesting legal and ethical issues. These utterances come in a high but variable frequency with a panel nature generating advantages and challenges at the same time. Since the data inherits the internet’s own geographic distribution it also has a huge cross-sectional potential.

Focusing on certain types of properly chosen queries, we may be able to successfully define proxies of the documents they locate and hence measure proxies of the individual’s state. Reasonably defined aggregate measures of intensity by which certain classes of searches are pursued may then be thought of as a sort of indicator of the degree of proliferation of a certain condition. In societies with high internet penetration, the reservoir of internet users is also a reasonably representative sample of the general population. The type of socioeconomic phenomena we may be able to detect range from emotional, psychological and physical health, epidemics, economic conditions, crime etc.

⁵Internet activity data have been used before as a reliable data base for econometric investigations. See Askitas and Zimmermann (2009) for a seminal use of Google activity data for the analysis of unemployment data in the great depression. See also Kulkarni, Haynes, Stough and Paelinck (2009) for using Google activity data to predict house prices as well as McLaren and Shanbhogue (2011 Q2) for more recent efforts.

Finally, search represents only the demand side in this context. The supply of documents through internet platforms is equally important but it is not easy to get access to this type of data at the moment. Future research would benefit from a merger of supply side data with internet search data.

In this paper we use *Google Insights* data (see <http://www.google.com/insights/search/>). Since the summer of 2008, *Google Insights* allows a limited view into relative search volumes. For chosen regional, temporal, search term specific and Google category specific parameters, Google Insights will return weekly or monthly time series starting as far back as 2004. One can query *Google Insights* for searches which contain specific terms, disjunctions thereof as well as complements: Jobs -Steve will give you search intensity for the class of searches containing Jobs without those which also contain Steve. Google divides all search in categories such as Health or Automotive and volumes of search classes can be obtained relative to a category (restricting jobs searches in the classifieds category helps take out the noise coming from “Steve”).

Comparative queries are possible: up to 5 search terms in a single geographic unit for any time interval or a single search term in up to five geographic regions in any time interval. Volumes are scaled and normalized as follows: All data points of the time series will be normalized by dividing the search term volume with the total search volume in the reference time interval (day, week, month). This means if the keyword K has K_i searches in the i -th reference time point and the total Google search volume therein is G_i then the measurement is $N(K_i) = K_i/G_i$. The latter will then be scaled by setting the maximum value equal to 100 and scaling the rest accordingly, i.e. the series based on Google Insights is then $I(K_i) = \frac{N(K_i)}{\max_i\{N(K_i)\}}100$. This means that two search terms queries in a comparative modus deliver relative volumes which are nonetheless comparable with each other. Finally, sampling is involved in generating these numbers and the results are robust for high enough values. For low values results may be unreliable and caution should be applied.

3. Results

In this section we will present our results by isolating some key internet searches that best capture the housing market developments in the time interval 2006-2011. This interval contains a time span “before” the current economic and financial crisis. The date we will use to split time into one segment before and one after the crisis is October 3 2008 on which the Troubled Assets Rescue Program (TARP) was signed into effect.

Figure 1 shows the variation of some key economic variables during this time. Clockwise from the top left we see the percentage of overdue loans, the total number of loans, the (housing) consumer confidence and housing prices all plotted against the backdrop of Initial Jobless Claims. We notice that the labor market is of course highly seasonal and was slightly worsening during the years before t=TARP but most jobs were lost shortly after that. This demonstrates that it was not worsening labor market conditions which caused delinquencies to rise but most likely quite the reverse occurred: a bursting housing bubble which caught some “pundits and economists” with “their parameters down” (Sanders and Order (2011)) started an unstoppable surge of defaults which culminated with the crisis in the Fall of 2008.

What makes our approach valuable is that we can provide practically weekly monitoring of housing market conditions. The percentage of delinquent loans and foreclosures was increasing well before t=TARP. This poured houses into the market causing prices to drop and consumer confidence to rise. The mortgage industry continued to issue new loans up until t=TARP. This is the backdrop against which we now turn our attention to the reservoir of home owners keeping in mind that payment difficulties were increasing since as early as 2006.

“Some 69% of all Americans have used the internet to cope with the recession as they hunt for bargains, jobs, ways to upgrade their skills, better investment strategies, housing options, and government benefits. That amounts to 88% of internet users.”⁶ It is hence to be expected that homeowners are actively using the internet.

The first thing a homeowner in financial dire straits might do to rescue their home is to request a modification of their mortgage payments. This is the case whenever there is hope that the hardship is only temporary. The lender has an interest in considering easing up a bit in order to avoid a foreclosure and secure the long term repayment of the mortgage. The letter a borrower writes in this case is called a hardship letter. It is designed to explain the reasons for failing to make mortgage payments and why these reasons are of a temporary nature. Obviously, a hardship letter is written by a homeowner who has not given up on their home yet. If this is not the case and a foreclosure is imminent, a short sale is the next possible option which is milder than a foreclosure.

A short sale is *“a sale of a house in which the proceeds fall short of what the owner still owes on the mortgage. Short sales usually occur when the homeowner is facing foreclosure. Many lenders*

⁶<http://www.pewinternet.org/Reports/2009/11-The-Internet-and-the-Recession.aspx>

will agree to accept the proceeds of a short sale and forgive the rest of what is owed on the mortgage when the owner cannot make the mortgage payments. By accepting a short sale, the lender can avoid a lengthy and costly foreclosure, and the owner is able to pay off the loan for less than what is owed.”⁷

If push comes to shove the next stage of a home loan gone bad is a foreclosure, which is when a lender tries to recover some of the unpaid loan. Since a foreclosure is the step after a failed short sale the chances of it producing a sale are low and hence the property becomes an asset of the lender and is now what is known as “*Real Estate Owned*” property (REO). It is at this stage that a REO house begins to be attractive for new buyers. Such property is sold “as is” which may include ware and tear damages as well as inhabitants in default.

Google search captures these stages fairly well. Searches containing **hardship letter** are made by homeowners who are getting ready to write one, while searches containing **short sale** are performed by those who want to find out what a short sale is; this may include the readers of our paper who want to find out more about short sales but it also includes the homeowners who are having trouble making due and need to consider their options. Searches for REO quite likely capture the demand for repossessed property and hence its supply. Therefore, we have enough “probable cause” to suspect that deviation of a reasonably defined volume of searches along these keywords from its known mean is probably a signal of the proliferation of adversity in the housing market.

Figure 2 shows that the weekly volumes of searches for **hardship letter** relate well to the percentage of newly delinquent prime loans and, in fact, may well be used to monitor market conditions. The searches are projected onto the Google category Finance & Insurance / Credit & Lending / Debt Management while the loan delinquencies are quarterly and express the 30-day prime loan delinquencies from the National Delinquency Survey ((Mortgage Bankers Association (2011))). Figure 2 quite impressively demonstrates the value of the internet data; not only do they predict reality well much earlier (with a lead of at least 6 weeks due to NDS publication lag), but also with more detail, since the internet data is weekly and hence provides a good nowcasting for loan delinquencies. This lead is important for identifying trends early, but the activity data also enables research to investigate the causes of change ahead of time.

⁷Nolo’s Plain English Law Dictionary: <http://www.nolo.com/dictionary/short-sale-term.html>

At this point a note on the data is important. The series for **hardship letter** is constructed by sampling the weekly time series one hundred times from Google Insights (sampling was done on Sunday July 24 2011), taking a 12-week moving average of each sample to reduce clutter and a point-wise average of all. The moving averages involve only lags so that forecasting value remains unaffected. The signal quality is good since the point-wise measurement error quickly drops from 9.7% (max) of the measurement's average level to values close to 1.48% (min). This error (as a percentage of the level) has a mean of .82 and standard deviation of 1.85.

Figure 3 shows the searches for **short sale** and captures the “epidemiological view of the housing market” from a different angle. As economic conditions become more uncertain and defaults, short sales and foreclosures become more common so do property repossessions and hence an increased interest in Real Estate Owned (REO) homes. This is exactly what Figure 4 shows. Both Figures 3 and 4, and the respective developments of internet activities searches for **short sale** and **REO** have indicated well the tensions in the housing markets and have “predicted” TARP.

The Federal Housing Administration (FHA) was created in 1934 (and it is part of the Department of Housing and Urban Development's (HUD) Office of Housing since 1965). When the FHA was created, *“the housing industry was flat on its back”*⁸ as *“two million construction workers had lost their jobs”*, *“terms were difficult to meet for homebuyers seeking mortgages”* and *“America was primarily a nation of renters”* as *“only four in 10 households owned homes”*⁸.

The FHA, *“provides mortgage insurance on loans made by FHA-approved lenders throughout the United States and its territories”*. *“FHA mortgage insurance provides lenders with protection against losses as the result of homeowners defaulting on their mortgage loans”*. What makes FHA different is that *“unlike conventional loans that adhere to strict underwriting guidelines, FHA-insured loans require very little cash investment to close a loan. There is more flexibility in calculating household income and payment ratios. The cost of the mortgage insurance is passed along to the homeowner and typically is included in the monthly payment.”*⁸ Figure 5 shows that FHA related Google searches were surging since early 2007. In our opinion, this surge indicates increasing uncertainty since it indicates that the industry is trying to draw in more and more weakly financed buyers. The figure shows that much of the spike is explained by FHA related searches also containing one or more of the keywords: **connection, insurance, mortgage, requirements,**

⁸ <http://www.hud.gov/offices/hsg/fhahistory.cfm>

loan, loans, rates, refinance, guidelines.

4. Conclusions

The internet has become an important resource of information for scientific analysis. Sorting, searching, accessing, and discussing internet documents reveals important information about the lives of people and their activity. This data source has some very interesting properties: it has a high frequency, contains no interviewer effects and it is available in real time.

This paper demonstrates that weekly monitoring of housing market adversity in the US is feasible by comparing hardship letter searches with 30-day delinquencies of prime housing loans. In fact the hardship letter searches using Google Insights predict delinquencies quite well. Furthermore, we also show that searches for the services of the Federal Housing Administration (FHA), for info on short sales, and Real Estate Owned property, also captured various aspects of the housing market in the crisis very well.

Therefore, the internet search data is not only a valuable basis for revealing early new trends, it can also be an invaluable source for behavioral research. The housing market is a well suited example where the study of internet data can be successful, since home owners are likely to use the internet intensively. Housing professionals of all types, mortgage banks but also policy makers who need timely information on economic trends will benefit from this new data source.

References

- Askatas, N., 2011. Weeklyclaims: Stata module to get weekly initial jobless claims from the us dept. of labor. Statistical Software Components, Boston College Department of Economics.
- Askatas, N., Zimmermann, K.F., 2009. Google econometrics and unemployment forecasting. *Applied Economics Quarterly* 55, 107–120.
- Askatas, N., Zimmermann, K.F., 2011. Health and Well-being in the Crisis. IZA Discussion Paper Series No 5601.
- Dennis R. Capozza and Robert Van Order, 2011. The great surge in mortgage defaults 2006-2009: The comparative roles of economic conditions, underwriting and moral hazard. *Journal of Housing Economics* 20, 141 – 151. Special Issue: Housing and the Credit Crunch.
- Google, 2008. Google Insights. <http://www.google.com/insights/search/>.
- Kulkarni, R., Haynes, K.E., Stough, R.R., Paelinck, J.H., 2009. Forecasting Housing Prices with Google Econometrics. SSRN eLibrary.
- McLaren, N., Shanbhogue, R., 2011 Q2. Using internet search data as economic indicators. *Quarterly Bulletin* (<http://www.bankofengland.co.uk/publications/quarterlybulletin/qb110206.pdf>).
- Molloy, R., Shan, H., 2011. The Post-Foreclosure Experience of U.S. Households. Federal Reserve Board Finance and Economics Discussion Series .
- Mortgage Bankers Association, 2011. National Delinquency Survey. <http://www.mbaa.org/ResearchandForecasts/ProductsandSurveys/NationalDelinquencySurvey.htm>.
- Sanders, A.B., Order, R.V., 2011. Introduction to the special issue on housing and the credit crunch. *Journal of Housing Economics* 20, 66 – 67. Special Issue: Housing and the Credit Crunch.
- Standard & Poors, 2009. S &P/Case-Shiller Home Price Indices Methodology. <http://www.standardandpoors.com/>.
- University of Michigan and Thomson Reuters, 2011. Surveys of Consumers. <http://www.sca.isr.umich.edu/>.

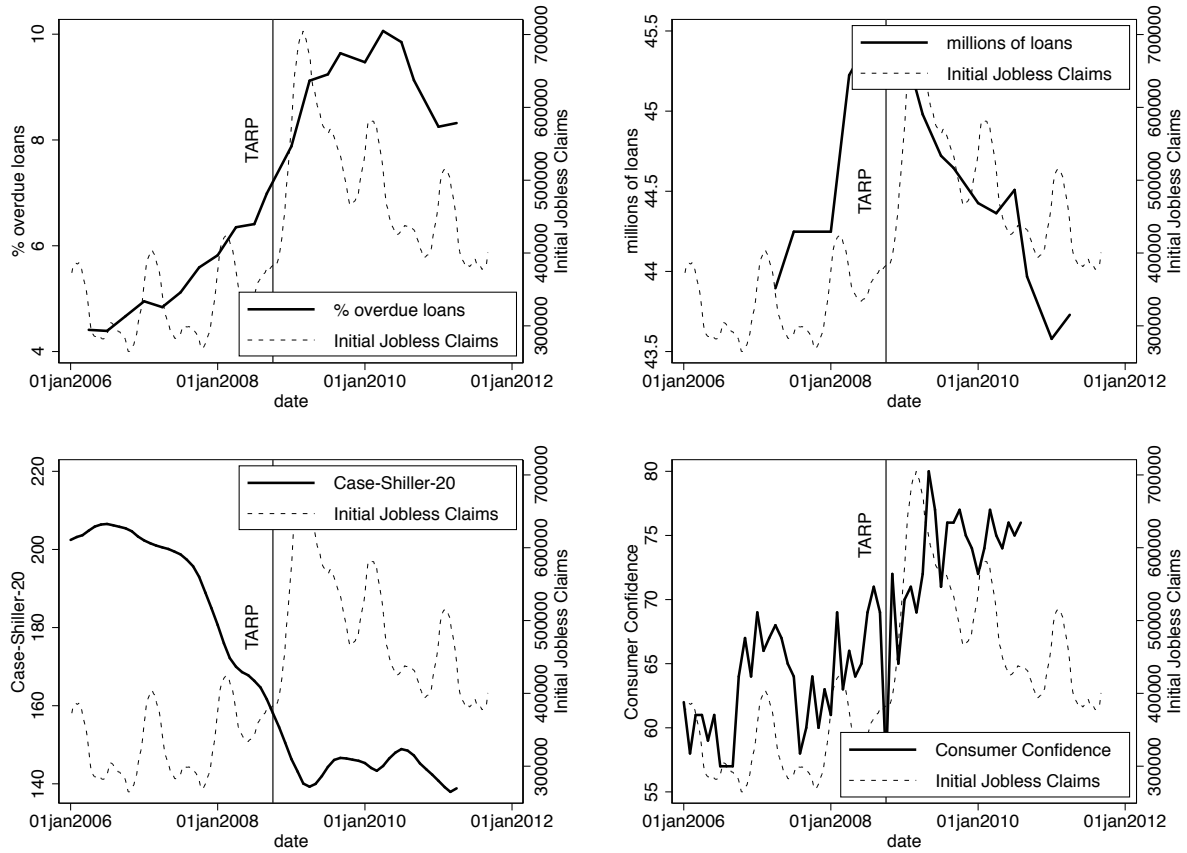


Figure 1: The US housing market 2006-2011.

Sources: Initial Jobless Claims are collected from the US Dept. of Labor by means of Askitas (2011), The percentage of loans overdue are from Mortgage Bankers Association (2011). House prices are expressed by mean of S&P/CS-20 from Standard & Poors (2009) and consumer confidence is nothing but the percentage of people who think it is a good time to buy a house obtained from University of Michigan and Thomson Reuters (2011).

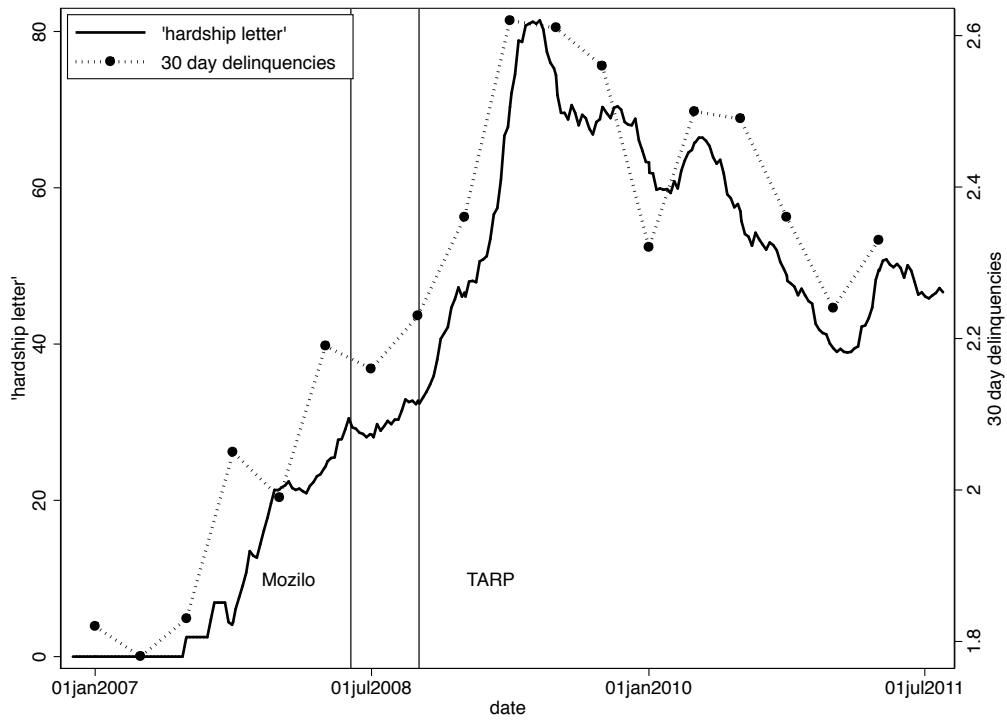


Figure 2: Searches for hardship letter predict 30-day mortgage delinquencies. Sources: Searches for “hardship letter” (Google (2008)) are projected on the Google Category “Finance & Insurance / Credit & Lending / Debt Management” and are compared to 30 day prime loan delinquencies (Mortgage Bankers Association (2011)). We take a 12 week moving average smoothing of the hardship letter searches without forward terms.

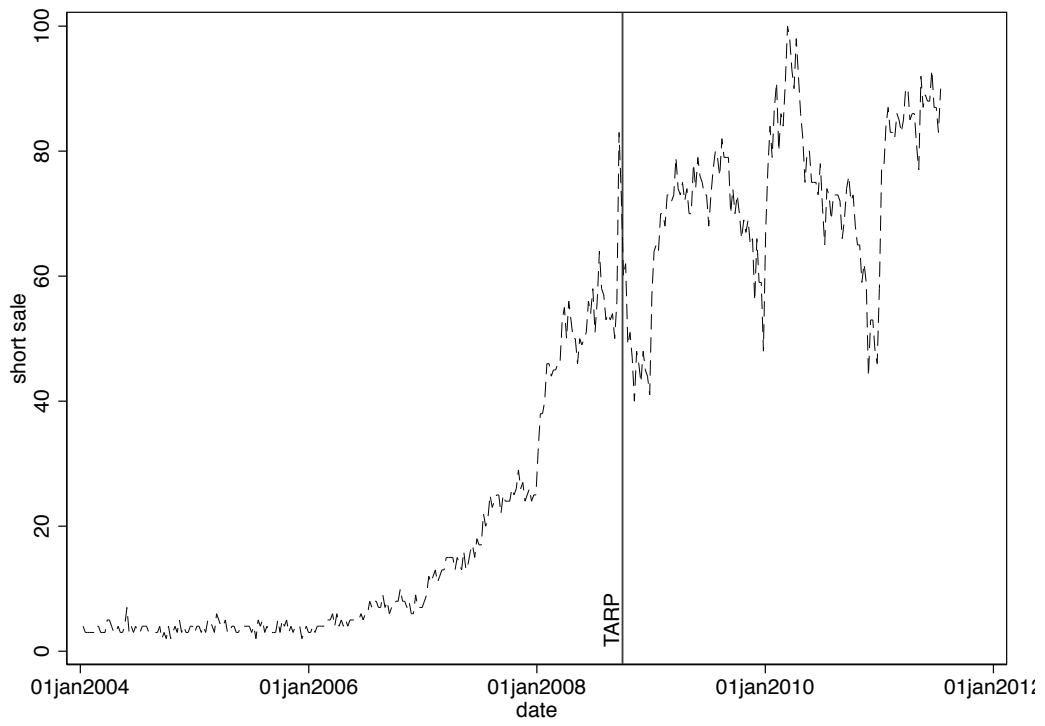


Figure 3: Searches for 'short sale'

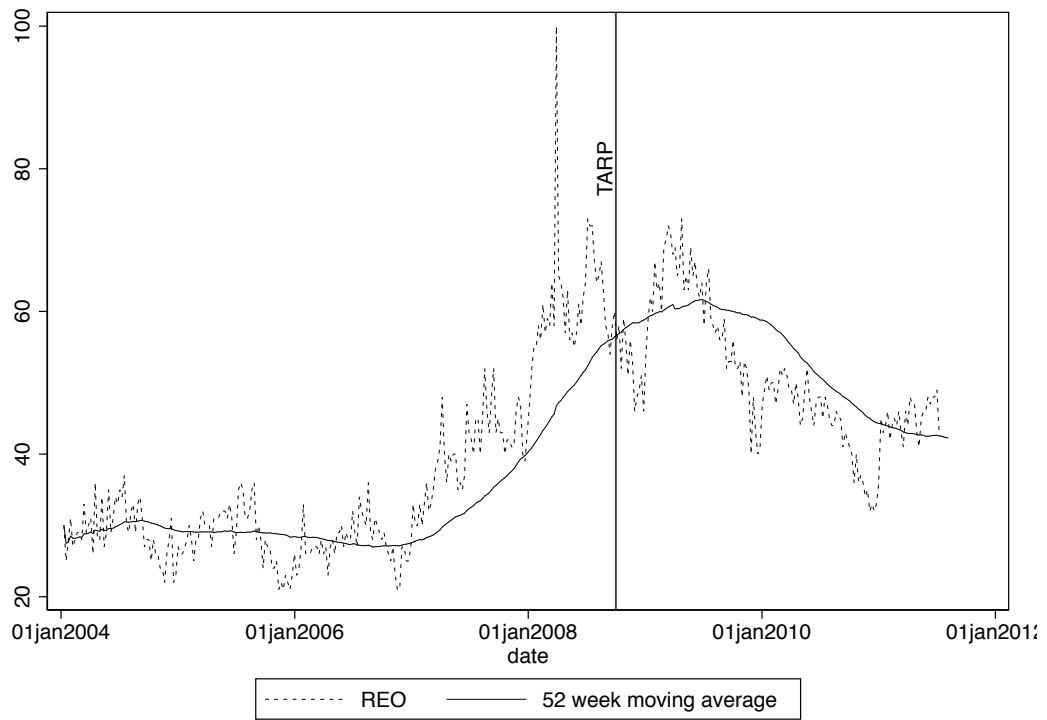


Figure 4: Searches for 'REO' in the Google Category "Real Estate / Home Financing"

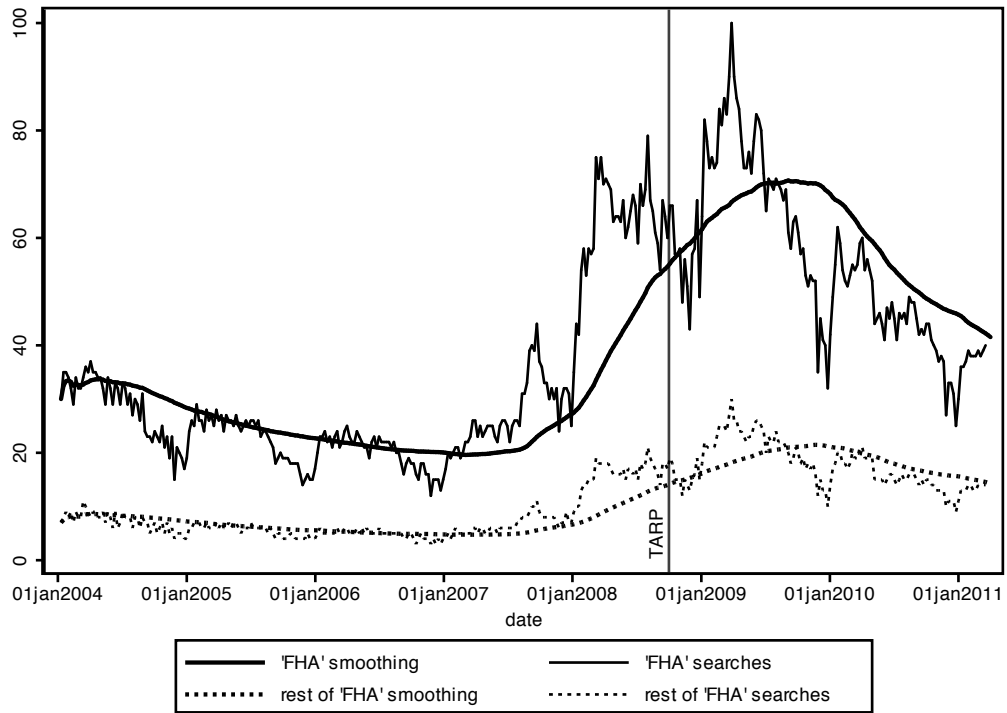


Figure 5: Weekly searches for “FHA” and smoothings.

By “rest of ‘FHA’ searches” we mean FHA searches which do not contain any of the words: connection, insurance, mortgage, requirements, loan, loans, rates, refinance, guidelines.