

Boone, Jan

Working Paper

Be nice, unless it pays to fight: a new theory of price determination with implications for competition policy

WZB Discussion Paper, No. FS IV 02-18

Provided in Cooperation with:

WZB Berlin Social Science Center

Suggested Citation: Boone, Jan (2002) : Be nice, unless it pays to fight: a new theory of price determination with implications for competition policy, WZB Discussion Paper, No. FS IV 02-18, Wissenschaftszentrum Berlin für Sozialforschung (WZB), Berlin

This Version is available at:

<https://hdl.handle.net/10419/51019>

Standard-Nutzungsbedingungen:

Die Dokumente auf EconStor dürfen zu eigenen wissenschaftlichen Zwecken und zum Privatgebrauch gespeichert und kopiert werden.

Sie dürfen die Dokumente nicht für öffentliche oder kommerzielle Zwecke vervielfältigen, öffentlich ausstellen, öffentlich zugänglich machen, vertreiben oder anderweitig nutzen.

Sofern die Verfasser die Dokumente unter Open-Content-Lizenzen (insbesondere CC-Lizenzen) zur Verfügung gestellt haben sollten, gelten abweichend von diesen Nutzungsbedingungen die in der dort genannten Lizenz gewährten Nutzungsrechte.

Terms of use:

Documents in EconStor may be saved and copied for your personal and scholarly purposes.

You are not to copy documents for public or commercial purposes, to exhibit the documents publicly, to make them publicly available on the internet, or to distribute or otherwise use the documents in public.

If the documents have been made available under an Open Content Licence (especially Creative Commons Licences), you may exercise further usage rights as specified in the indicated licence.

discussion papers

FS IV 02 – 18

**'Be nice, unless it pays to fight': A New
Theory of Price Determination with
Implications for Competition Policy**

Jan Boone

Tilburg University

November 2002

ISSN Nr. 0722 - 6748

**Forschungsschwerpunkt
Markt und politische Ökonomie**

**Research Area
Markets and Political Economy**

Zitierweise/Citation:

Jan Boone, **'Be nice, unless it pays to fight': A New Theory of Price Determination with Implications for Competition Policy**, Discussion Paper FS IV 02-18, Wissenschaftszentrum Berlin, 2002.

Wissenschaftszentrum Berlin für Sozialforschung gGmbH,
Reichpietschufer 50, 10785 Berlin, Germany, Tel. (030) 2 54 91 – 0
Internet: www.wz-berlin.de

ABSTRACT

'Be nice, unless it pays to fight': A New Theory of Price Determination with Implications for Competition Policy

by Jan Boone*

This paper introduces a simple extensive form pricing game where firms can react to each others' price changes before the customers arrive. The Bertrand outcome is a Nash equilibrium outcome in this game, but it is not necessarily subgame perfect. The subgame perfect equilibrium outcome features the following comparative static properties. The more similar firms are, the higher the equilibrium price. Further, a new firm that enters the industry or an existing firm that becomes more efficient can raise the equilibrium price.

Keywords: Bertrand paradox, price leadership, mergers, joint dominance, balance of power

JEL Classification: D43, L11, L41

ZUSAMMENFASSUNG

'Sei nett, außer es zahlt sich aus zu kämpfen': Eine neue Theorie der Preisbestimmung und ihre Bedeutung für die Wettbewerbspolitik

In diesem Beitrag wird die extensive Form eines einfachen Preisspiels vorgestellt, in dem jedes Unternehmen auf Preisänderungen des anderen reagieren kann, bevor die Kunden eintreffen. Das Bertrand-Ergebnis dieses Spiels ist ein Nash-Gleichgewicht, aber es ist nicht notwendigerweise Teilspielperfekt. Das teilspielperfekte Gleichgewicht hat die folgenden komparativ-statischen Eigenschaften. Je ähnlicher die Firmen sind, desto höher ist der Gleichgewichtspreis. Darüber hinaus kann, wenn eine neue Firma in den Markt eintritt oder eine bestehende effizienter wird, der Gleichgewichtspreis steigen.

* CentER, TILEC, Tilburg University and CEPR, London. I thank Jan Bouckaert, Eric van Damme, Hans Degryse, Simon Grant, Jos Jansen, Paul Klemperer, Johan Lagerlöf, Luca Rigotti, Lars-Hendrik Röller, Karim Sadrieh, Johan Stennek, Frank Verboven, Jörgen Weibull and seminar participants at the European Winter Meeting of the Econometric Society in Berlin, Erasmus University Rotterdam, I.U.I. in Stockholm, K.U. Leuven, Tilburg University, University of Antwerp and W.Z.B. in Berlin for comments. Financial support from NWO, KNAW and VSNU through a Vernieuwingsimpuls grant is gratefully acknowledged. Part of the research for this paper was done while I was in Berlin, and I would like to thank the W.Z.B. for its hospitality.

When a move by one seller evidently forces the other to make a counter move, he is very stupidly refusing to look further than his nose if he proceeds on the assumption that it will not.

Chamberlin (1969: 46).

1 Introduction

This paper aims to contribute to the literature on oligopoly pricing in two main ways. First, it introduces the idea that aggressiveness of price competition in an industry is determined by the cost distribution in the industry. The intuition here can be characterized as balance of power. If firms have similar efficiency levels, it is costly for these firms to fight and they will be nice toward each other: they charge a high price. If one firm (or a group of firms) is far more efficient than its opponents, however, there is no balance of power and it pays to fight to keep these inefficient firms out of the market. Second, I observe that the assumption in a standard Bertrand game that firms cannot react to other firms' prices before the consumers arrive, is not compelling in a number of industries. For instance, with retail firms and internet firms it seems more realistic to assume that (with some probability) a firm can react to other firms' price changes before consumers arrive. In this new pricing game which is reminiscent of an English auction, the Bertrand outcome is still a Nash equilibrium but it is not necessarily subgame perfect. The subgame perfect equilibrium (SPE) has the balance of power property above. This is not due to (explicit) collusion. Firms act independently and noncooperatively, but understand Chamberlin's observation above.

Although this be-nice-unless-it-pays-to-fight outcome does not seem unnatural, the SPE has surprising comparative statics results. A rise in the number of firms in the market or an increase in efficiency for some firms in the market can raise the equilibrium price by reducing the incentive to behave aggressively. I argue that this SPE outcome is a natural and simple way to formalize the notions price leadership and joint dominance.

A simple example illustrates the idea that the cost distribution in an industry is a major determinant of how competitive or aggressive firms' conduct will be in the industry. Consider two industries, denoted I and II , which have the same demand curve for a homogenous good: $X(p) = 1 - p$, where $X(p)$ denotes total demand at price p . In each industry there are three firms. Consumers buy from the cheapest firm(s) only and if more than one firm charges this lowest price p they share the market equally (i.e. consumers randomize to choose a supplier since all firms are identical from their perspective). The industries differ in their cost structure. In industry I the constant marginal costs of firms 0, 1 and 2 are respectively: $c_0^I = 0, c_1^I = 0.35, c_2^I = 0.4$. In industry II the cost distribution is: $c_0^{II} = 0, c_1^{II} = 0.1, c_2^{II} = 0.4$. In words, in industry II firm 1 is closer to firm 0 in terms of efficiency as compared to industry I . Both Cournot and Bertrand competition predict that the price in industry II is lower than in industry I . This is not always a compelling prediction. As shown below, the SPE of the pricing game introduced in this paper predicts that the outcome in industry I is more competitive than in industry II . The intuition is the following. In industry I , it pays firm 0 to price very aggressively and keep firms 1 and 2 out of the market. That is, firm 0 chooses the limitprice $p^I = c_1^I = 0.35$ and is the

only seller in the market. However, in industry *II* it is very costly for firm 0 to keep both firm 1 and 2 out of the market because firm 1 is so close in efficiency to 0. So, because $c_1^{II} - c_0^{II}$ is small, it is more profitable for 0 (and 1) to keep only firm 2 out of the market and share the market. Thus, $p^{II} = c_2^{II} = 0.4$. Put differently, in industry *II* there is a balance of power¹ between firms 0 and 1. Because these firms have similar efficiency levels it is very costly for them to fight each other. In industry *I*, however, firm 0 is a lot more efficient than firm 1 and hence it pays to fight instead of being nice and sharing the market with firm 1.

This idea that the cost distribution affects how aggressively firms play, yields five new insights. First, it gives a formalization of the idea of price leadership. The price leader(s) in the framework here is (are) the most efficient firm(s) in the industry. The price leader chooses the price that maximizes its profits (taking into account that other firms leave if the price is below their marginal cost level) and no other firm has an incentive to undercut this price.

Second, the result that prices are higher if firms are more similar (in terms of efficiency) can be seen as a formalization of the joint dominance doctrine. The idea of joint dominance is the following. Consider an industry with three firms where one is far bigger than the other two. Now the two small firms merge and become big as well. The risk of joint dominance is that the remaining two big firms start to collude. One way to formalize this is to say that it is easier to collude with two than with three firms. But numbers is not necessarily the main issue here. A more interesting argument here is that the merger creates an industry in which firms are similar and this similarity facilitates collusion (see, for instance, Scherer and Ross (1990: chapter 7) and Tirole (1988: chapter 6)). One line of argument to explain why similarity facilitates collusion depends either on some form of contractual incompleteness (e.g. side payments between firms are not allowed, and such side payments to sustain collusion are more important with asymmetric firms) or on a bargaining problem created through the asymmetry (e.g. with symmetric firms splitting the surplus equally is a focal point which is absent with asymmetric firms). More recently, Compte et. al. (2002), Motta (2002) and Vasconcelos (2002) have formalized the relation between symmetry and collusion using supergames. They show that as firms are more similar in terms of either production capacities or number of product-lines sold by each firm, it is easier to sustain collusion using trigger strategies. Although this result is similar to the balance of power result found here, the mechanism is different as I will argue in section 5 below. To illustrate, the supergame literature finds that as the expected duration between sales goes up (frequency of market interactions goes down), the price goes down as it becomes harder to deter defection by future punishments. This paper stresses the idea that as the expected duration between sales goes up, it becomes more likely that firms can react to opponents' price changes before customers arrive and therefore one should expect a higher price.

Third, entry by a new firm into the market can raise the equilibrium price. This can happen if the new firm establishes a balance of power that was not there before. Thus it becomes less attractive to be aggressive and choose a low

¹ Clearly, this is the same intuition for why the USA and USSR have avoided direct military conflict in the 20th century. A real war (instead of a cold one) with a foe of comparable strength would have been too costly. Also, both countries have picked fights with opponents that they considered rather weak.

price. In other words, this type of entry causes a switch in conduct from playing aggressively to being nice which raises the equilibrium price. This is not the first paper to consider this non-standard effect of entry on price. An early paper here is Rosenthal (1980) who considers firms selling on different and separate markets but charging the same price on all markets. He shows that entry on one of these markets can raise the expected equilibrium price. Another part of the literature has derived conditions (on demand and cost schedules) under which Cournot competition yields the prediction that entry raises the equilibrium price. This literature has been summarized and extended by Amir and Lambson (2000) using lattice theory. However, they do not show that entry can raise the price cost margins of firms (which is important from a competition perspective).² I work with constant marginal cost levels implying that a rise in the equilibrium price raises price cost margins for firms. Thirdly, there is a literature analyzing the effect of entry on price in markets of imperfect information. Stiglitz (1989) surveys this literature and gives the following example. Assume consumers know the price distribution in a market but they have to incur a fixed cost to find out which price a particular firm charges. Consider the incentive of a firm to reduce its price. If there are only 3 firms in the market, reducing your price substantially attracts a large number of new customers because their expected search cost before they find you is low. If there are a 100 firms in the market, consumers' expected search cost to find a particular low cost firm is high and hence their incentive to look for this firm is low. Consequently, a firm's incentive to reduce its price are weak and thus prices are higher with 100 firms than with 3 firms: entry can raise the equilibrium price. Finally, there is a recent auction literature showing that a rise in the number of bidders can lower the price. I discuss this literature in section 2.4.2.

Fourth, the SPE in the pricing game solves the Bertrand paradox. This paradox starts from the observation that Bertrand competition in a duopoly with two firms that produce a homogenous good with the same constant marginal costs yields a price equal to marginal costs. This is called a paradox because it seems counterintuitive that two firms are sufficient to get the perfect competition outcome of price equal to marginal costs. Surely, two firms competing in prices must be able to get to an outcome with a strictly positive price cost margin. This is exactly the prediction of the SPE of the pricing game here. If there are no potential entrants, the perfect balance of power leads to the monopoly price and the firms share the market equally. The result that a dynamic extensive form pricing game removes the Bertrand paradox has already been noted by Maskin and Tirole (1988) and Farm and Weibull (1987). The main two differences between the Maskin and Tirole paper and mine is that here the game is one-shot in terms of sales and firms are free to adjust their price at any moment. Maskin and Tirole (1988) have firms selling repeatedly to consumers but firms stagger prices and cannot adjust their prices at every moment. This allows them to analyze equilibrium price dynamics, deriving conditions under which Edgeworth cycles are an equilibrium outcome. In order to derive tractable results, they focus on the case of a symmetric duopoly. There are two reasons why I introduce a new, simpler, pricing game. First, I want to stress that prices above the Bertrand outcome can happen in industries where

²In the example given by Amir and Lambson (2000) where entry raises the equilibrium price, it reduces the price cost margin due to the assumption of increasing returns to scale.

firms only sell once. Second, I am not interested in price dynamics, but in comparative static results with respect to the number of firms in an industry and their efficiency levels and it is not clear that meaningful results can be derived on this in the Maskin and Tirole framework. The Farm and Weibull paper has a pricing process that is similar to the one presented here. They allow for more than two firms but all firms are symmetric. Therefore the monopoly price is always an equilibrium in their paper while this is not the case here.

Finally, the results in this paper can also be seen as contributing to the literature on conjectural variations and, in particular, to the literature on consistent conjectures (see, for instance, Bresnahan (1981) and Klemperer and Meyer (1988)). The subgame perfection requirement in the pricing game below makes players' beliefs (conjectures) about other players' behavior correct (consistent). This leads to an outcome that is less competitive than Bertrand competition for the following reason. Firms understand that when they undercut the current price, the optimal response of all other firms (with marginal costs below the new price) is to follow that price cut. This response is more aggressive than the Bertrand conjecture (firms stick to their higher price) and hence firms behave less aggressively.

This paper is organized as follows. Section 2 introduces the pricing game and its SPE. As this pricing game is rather stylized, section 3 gives examples of more realistic games which yield the same equilibrium outcome. Section 4 analyses the SPE outcome and shows the implications for competition policy. Section 5 discusses some extensions of the model. Section 6 argues that the theory presented here can help explain some empirical findings that are hard to understand with standard Cournot and Bertrand models. Further, I derive an empirical test to see whether the theory here applies in a certain industry. Finally, section 7 concludes the paper. Proofs of all results can be found in the appendix.

2 The model

This section describes an auction style pricing game that determines the industry price. The game is simple, not unpalatable from a theoretical point of view and has (under some conditions) a unique SPE. It turns out that the Bertrand outcome is a Nash equilibrium in this game but it is not necessarily subgame perfect. The auction set up, however, does not score high on descriptive realism, making it hard to understand in which industries this pricing game applies. Therefore, the next section introduces two games which are more realistic and I derive conditions under which the SPE in the auction game remains an equilibrium in the more realistic games.

2.1 Industry conditions

Consider an industry where firms produce a homogenous good with constant marginal cost levels. Firm i produces with constant marginal costs $c_i \geq 0$. Let $X(p)$ denote industry demand which is continuously decreasing in p . The number of firms that can be active in the industry is denoted by $N \in \mathbb{N}$. Throughout this paper, I make the following assumptions on the industry cost and demand

structures.

Assumption 1 $c_0 \leq c_1 \leq \dots \leq c_N \leq p^m = \arg \max_p \{X(p)(p - c_0)\}$. Further, $X(p)(p - c_0) > X(p')(p' - c_0)$ for each p' and p satisfying $p' < p < p^m$. Finally, prices are elements of a finite grid, say $p \in \mathbb{N}$, the monopoly price p^m and the cost levels c_i belong to this grid as well.

In words, firms are indexed such that higher indices indicate (weakly) higher marginal cost levels. Because firm 0 is never willing to produce at a price above its monopoly price p^m , firms with marginal cost levels exceeding firm 0's monopoly price are ignored, without loss of generality. Further, I assume that firm 0's profits as monopolist are increasing in $p \in [0, p^m]$. Finally, to ensure that optimal reactions exist (in particular, to make sure that slightly undercutting your opponent is well defined) I make the standard assumption that the price space is discrete and without further loss of generality I assume that prices are integers. This also makes sure that the pricing game considered below is a finite game. To avoid rounding issues, I assume that the monopoly price and marginal cost levels are integers.

2.2 Extensive form pricing game

This section describes the extensive form game that leads to the equilibrium price. I assume that all information in this game is publicly known. That is, the demand function and firms' marginal cost levels are common knowledge. None of the results below depend on asymmetric information.

The game starts at a high price, say $p^0 = p^m$, and $N + 1$ firms. A round s in the game is described by the number of players still in the game n^s , their marginal cost levels and the current price p^s . Each round consists of two stages. In the first stage, all remaining bidders simultaneously and independently make bids to undercut the current price p^s (players that do not wish to reduce the price, simply bid p^s again). In the second stage, firms that did not bid the lowest price can either decide to follow this lowest price or leave the game. The end of the game is reached if in a certain round \bar{s} no firm undercuts the current price $p^{\bar{s}}$. The final price is then denoted $p = p^{\bar{s}}$ and the number of firms by $n = n^{\bar{s}}$.

After bidding ends, payoffs in this game are as follows. Any firm that has left the game gets a payoff of 0. A firm i that has not left the game gets a payoff equal to $\frac{X(p)}{n}(p - c_i)$. That is, each of the n firms that are still in the game when the bidding ends, is required to sell at the equilibrium price p and produce $\frac{X(p)}{n}$ units of output. The reason why these firms are required to sell (i.e. they cannot leave anymore) is that assuming otherwise would turn the bidding of prices into cheap talk. The next section replaces this assumption with a probability that the consumers arrive at the end of each stage and then the firm has to sell at the price that it quotes.

The industry story is as follows. Firms can enter and leave the industry without costs, therefore the payoff of a firm that leaves the bidding game is 0. Further, all firms that are willing to sell at a price p share the market equally. This is not unreasonable, because firms produce homogenous goods and consumers faced with n producers offering an identical product at the same price presumably pick a seller at random. I come back to this in section 5.

The idea that this auction style pricing stage captures, is that firms can react before consumers to price changes by other firms. This is the opposite assumption from the standard Bertrand game where firms cannot react at all if opponents' prices differ from what they expected. Both assumptions are extreme, and depending on the industry one assumption will be more compelling than the other.

Lemma 1 *The Bertrand outcome $p = c_1$ is a Nash equilibrium outcome in this game.*

This result implies that profits are zero if $c_1 = c_0$. The result is not surprising since the pricing game described above is a formalization of the stories that are told to give the intuition for the Bertrand outcome (see, for instance, Scherer and Ross (1990: chapter 6) and Tirole (1988: chapter 5)). But, as the next section shows, the Bertrand outcome is not necessarily subgame perfect. Subgame perfection captures Fisher's (1898: 126) criticism of the Cournot and Bertrand equilibrium concepts that "no business man assumes either that his rival's output or price will remain constant any more than a chess player assumes that his opponent will not interfere with his effort to capture a knight. On the contrary, his whole thought is to forecast what move the rival will make in response to one of his own".

2.3 Subgame perfect equilibrium

The following notation is used in characterizing the SPE outcome of the pricing game.

Notation 1 $p_i^* \equiv \arg \max_p \frac{X(p)}{n(p)} (p - c_i)$ where $n(p) \equiv \min \{j | c_j \geq p\}$

In words, $n(p)$ is the number of firms with cost levels strictly below p . As shown below, in equilibrium only firms that have strictly positive profits stay in the market. For instance, if $p = c_j$ then firms $0, 1, \dots, j - 1$ are active in the market: j firms in total. Thus p_i^* denotes the price level that maximizes firm i 's payoffs given that only firms with marginal costs below p_i^* will remain active in the production stage. Theorem 1 below shows that these prices form part of firms' subgame perfect strategies and the SPE price equals p_0^* .³

Lemma 2 (*Price leadership*) *The firm with the lowest marginal cost level, denoted by 0, is price leader in the sense that it prefers the lowest price:*

$$p_0^* \leq p_1^* \leq p_2^* \leq \dots \leq p_N^*$$

This lemma gives a formalization of price leadership that does not rely on first mover advantages. Firm 0 correctly predicts that firms with marginal cost levels above the equilibrium price p will leave the market. Taking this into account, it chooses the price that is most profitable. Firm 0 is price leader in the sense that no other firm is willing to undercut its profit maximizing price. The intuition is that a low price raises the amount of output a firm produces, and this is most profitable to a low cost firm.

³In principle, p_0^* may be a set consisting of more than one element. To simplify the analysis, however, I will ignore this issue here.

This notion of price leadership differs from the one analyzed by Kirman and Schueller (1990), Rotemberg and Saloner (1990), Deneckere, Kovenock and Lee (1992) and Deneckere and Kovenock (1992). In each of these papers, the price leader is a Stackelberg leader and the papers discuss conditions under which this leader follower outcome is an equilibrium. In these papers it is important that the leader commits to a price. This is not the case in the SPE here. It is, in fact, the reaction by the price leader (and other firms), thus the lack of commitment, that deters firms from undercutting p_0^* .

Theorem 1 *For the pricing game above there exists a SPE in pure strategies. The SPE price equals*

$$p = p_0^*$$

And only firms with $c_j < p_0^$ produce output.*

Strategy profiles leading to this equilibrium outcome prescribe for firm i in any round s of the pricing game to do the following:⁴

$$\begin{array}{ll} \text{if } p^s > p_i^* & \text{then bid } p_i^* \\ \text{if } p^s \leq p_i^* & \text{then do not undercut } p^s \\ \text{if } p^s > c_i & \text{then stay in the game} \\ \text{if } p^s \leq c_i & \text{then leave the game} \end{array}$$

The SPE price can also be characterized as follows: $p_0^ = c_i$ if*

$$\frac{X(c_i)}{i}(c_i - c_0) \geq \frac{X(c_j)}{j}(c_j - c_0) \text{ for each } j \in \{1, 2, \dots, N, N+1\} \quad (1)$$

where c_{N+1} denotes the monopoly price p^m .

Equation (1) tells us that a price level strictly inbetween two firm's cost levels, $p \in \langle c_j, c_{j+1} \rangle$ for some j and $j+1$, can never be optimal for firm 0. In such a case, a price equal to c_{j+1} yields higher profits, because it is a higher price (which is more profitable by assumption 1) but does not lead to more firms producing and selling in the industry. Strategy profiles that bring the equilibrium price p_0^* about are the following. Each firm i bids its optimal price p_i^* if the current price is above that price. Further, a firm leaves if the price is equal to or below its marginal cost level and stays in the pricing game as long as the price is above its marginal cost level.

The following corollary shows that the Bertrand paradox cannot happen in this model.⁵

Corollary 1 *If $c_0 = c_1 = \dots = c_j < c_{j+1}$ then $p > c_0$.*

⁴Strictly speaking this is not complete. In principle, also subgames should be considered where firm i is still active but where firms $j < i$ have already left. This does not affect i 's exit strategy but does affect i 's bid. To illustrate, consider the subgame where only firm 0 has left. Player i 's optimal bid now equals $\left\{ c_j \mid \frac{X(c_j)}{j-1}(c_j - c_i) \geq \frac{X(c_k)}{k-1}(c_k - c_i) \text{ for each } k \in \{1, \dots, N\} \right\}$. Clearly, taking these possibilities explicitly into account makes the analysis notationally heavy, while no additional insights are gained.

⁵Other solutions to the Bertrand paradox are product differentiation, capacity constraints, imperfect information, repeated interactions and staggered price setting. See Tirole (1988) for a discussion.

One way to understand why the SPE outcome is less aggressive than the Bertrand outcome is to use the idea of conjectural variation. In the Bertrand outcome a firm expects its opponents to keep their price constant. That is, when the firm underbids the current price it expects its opponents to leave the pricing game and hence a small price reduction gives this firm the whole market. Because it expects its opponents to be soft (to leave the pricing game when it reduces the price) each firm behaves very aggressively and hence the outcome is aggressive. In the SPE, a firm understands that each price reduction will be followed by all firms with marginal costs below the price. Hence a firm expects a rather assertive response from its opponents. This reduces the incentive to be aggressive and hence the outcome is less competitive.

The following proposition gives sufficient conditions for p_0^* to be the unique equilibrium price.

Proposition 1 *Assume that (i) firms do not play weakly dominated strategies, (ii) p_0^* is a singleton and (iii) the expression $\frac{X(p)}{n(p)}(p - c_0)$ is single peaked as a function of p on the set $\{c_0, c_1, \dots, c_{i-1}, p_0^*\}$ then p_0^* is the unique SPE price.*

The intuition for the three conditions is as follows. First, since the bidding in each round is simultaneous, two (or more) firms could simultaneously bid a price $p < p_0^*$. Subgame perfection (or one-stage-deviation) has no bite here to remove this price p as an equilibrium price. Given that player i believes that j is going to bid $p (> c_i)$, nothing is lost for player i to bid p himself. However, nothing is gained by bidding p either since this strategy is weakly dominated by bidding p_0^* . In particular, because it is always possible to follow the price p later on in the game there is no reason to bid p yourself. Assuming that players do not play such weakly dominated strategies, no firm will bid a price below p_0^* .

Figure 1 approximately here

If p_0^* is a set with more than one element, it is clear that one can have multiple equilibria. More interesting is the third condition. If firm 0's profits $\frac{X(p)}{n(p)}(p - c_0)$ are not single peaked on $[c_0, p_0^*]$, there is a price p'_0 which is a local maximum and a price \underline{p} which is a local minimum as illustrated in figure 1. Then a price $p' > p_0^*$ can also be a subgame perfect outcome. Consider the firm j with $c_j = p_0^*$ (assuming that $p_0^* < p^m$). This firm j will tell firm 0 that it should not make a bid below p' because otherwise firm j will bid \underline{p} . At this price \underline{p} it is optimal for firm 0 to reduce the price further to p'_0 . Hence firm j will not have to produce at price \underline{p} making firm j 's threat credible. If instead the expression $\frac{X(p)}{n(p)}(p - c_0)$ is single peaked on $[c_0, p_0^*]$, any price reduction by firm j to \underline{p} below p_0^* will be followed by the other firms (with $c_i < \underline{p}$) but not strictly undercut by any firm. That implies that \underline{p} will be the equilibrium price and firm j is forced to produce at \underline{p} which leads to a strictly negative payoff for firm j . Hence j 's threat to reduce the price below p_0^* is not credible in this case and the equilibrium price p_0^* is unique.

2.4 Two examples

This section presents two examples of the analysis above. First, I discuss the example given in the introduction, then following Klemperer's (2000) suggestion, I use auction theory to illustrate my I.O. results.

2.4.1 Example in introduction

This section analyzes more carefully the example with two industries given in the introduction. Recall that in both industries the demand function is given by $X(p) = 1 - p$, where p is the industry price (the lowest price charged by any firm) and X equals total demand (for the homogenous good) at that price. If n firms are charging this price p then consumers choose their seller randomly in such a way that each firm sells $\frac{X(p)}{n}$ units of output. In industry I the (constant marginal) cost distribution of the three firms is $c_0^I = 0, c_1^I = 0.35, c_2^I = 0.4$ and in industry II it is $c_0^{II} = 0, c_1^{II} = 0.1, c_2^{II} = 0.4$.

Using equation (1), the SPE price is determined as follows. In industry I , firm 0 considers three possible prices: 0.35 and be the only firm in the market, 0.4 and share the market with firm 1 and thirdly a price equal to the monopoly price 0.5 and share the market with firms 1 and 2. The following inequalities show that $p^I = 0.35$ is the equilibrium price. Note that firm 0's profits equal $\frac{X(p)}{n} (p - c_0) = \frac{1-p}{n} p$.

$$\frac{1 - 0.35}{1} 0.35 > \frac{1 - 0.4}{2} 0.4 > \frac{1 - 0.5}{3} 0.5$$

In industry II , however, we have the following inequalities.

$$\frac{1 - 0.4}{2} 0.4 > \frac{1 - 0.1}{1} 0.1 > \frac{1 - 0.5}{3} 0.5$$

Hence the SPE price in industry II equals $p^{II} = 0.4$ which is higher than the equilibrium price in industry I . The intuition is that it is too costly for firm 0 to keep firm 1 out of the market in industry II , while this is not very costly in industry I . Hence firm 0 is more aggressive in industry I and the equilibrium price is lower than in industry II .

2.4.2 PEA auction

Consider the following (slight) modification of the English auction, called a Passive English Auctioneer (PEA) auction. The rules of the game are as follows. The auction starts at a price equal to zero. The buyers indicate whether they are willing to buy at the current price, say by leaving the auction room if they are not willing to buy anymore at that price (or a higher one). In addition to this, any buyer in the auction room can raise the price. If no buyer further raises the price and if there are $n \geq 1$ buyers left, the auctioneer randomly allocates the good to one of the remaining buyers and each buyer has a probability of $\frac{1}{n}$ th of winning the good and paying the current price. A buyer who does not get the good pays nothing. In other words, if the number of remaining buyers n equals 2 or more the excess demand is not resolved through increasing the price but through a rationing scheme. This is clearly not an optimal (in the sense of revenue maximizing) auction, as an active auctioneer could raise the revenue of the auction through raising the price until only one buyer were left. That is why the auctioneer here is called passive.

In an I.O. context this passive auctioneer assumption often makes sense. If a number of firms sell the same product at the same price, consumers are indifferent between the sellers and buy randomly from any firm. Moreover, in

this context, there is no auctioneer who can actively change the price to resolve excess supply.

There is a Nash equilibrium of the PEA auction where the buyer with the highest valuation gets the good at a price equal to the second highest valuation. But this equilibrium is not necessarily subgame perfect.

I want to stress two properties of the SPE of the PEA auction.⁶ First, that the most efficient player does not necessarily bid up the price until all other buyers leave the auction. Second, that adding another buyer (which has in fact a very high valuation) can reduce the equilibrium price. Below these results are related to recent papers in the auction literature.

Example 1 Consider a private value auction where the valuations of buyers 0, 1 and 2 for the auctioned good equal resp. $q_0 = 2\frac{1}{2}$, $q_1 = 2$ and $q_2 = 1$. Using the auction equivalent of equation (1), the SPE price equals the price that maximizes bidder 0's payoff. Buyer 0 has three relevant choices for the price: $p = 0$ and a probability of $\frac{1}{3}$ of getting the good, $p = 1$ and a probability of $\frac{1}{2}$ of winning and $p = 2$ in which case buyer 0 gets the good for certain. It is straightforward to verify the following inequalities

$$\frac{2\frac{1}{2} - 0}{3} > \frac{2\frac{1}{2} - 1}{2} > \frac{2\frac{1}{2} - 2}{1}$$

In words, it is most profitable for player 0 to choose a price equal to 0 and 'share' the good with buyers 1 and 2.⁷ Hence the Nash equilibrium where player 0 gets the good for certain at a price equal to the second highest valuation is not subgame perfect. Now consider what happens when player 1 is removed from the market. In a standard second price auction, removing the buyer with the second highest valuation will reduce the revenue of the auction. Here we get the opposite result. Player 0 has now two relevant choices for the price: $p = 0$ and a probability of $\frac{1}{2}$ of getting the good and $p = 1$ in which case buyer 0 gets the good for certain. The following inequality implies that player 0 chooses $p = 1$:

$$\frac{2\frac{1}{2} - 1}{1} > \frac{2\frac{1}{2} - 0}{2}$$

Hence, as player 1 leaves the market, the balance of power disappears, player 0 becomes more aggressive and the price goes up. Since the gap between q_0 and q_2 is big, it pays to fight.

The result that the equilibrium price in an auction can fall as another buyer is added has also been noted in Bulow and Klemperer (2002) and references therein. The mechanism through which this happens is, however, a completely different one. Bulow and Klemperer consider (almost) common value auctions.

⁶Note that to make these points there is no need to introduce asymmetric information into this auction example.

⁷The result that player 0 shares the market at a low price is reminiscent of a paper by Gilbert and Klemperer (2000) where conditions are derived under which rationing is optimal from the auctioneer's point of view. Note that the sharing result is indeed a form of rationing: there is excess demand (three buyers, one product) at the current price ($p = 0$) and yet the price does not go up; the good is allocated randomly. However, the main difference between my result and the one derived by Gilbert and Klemperer is that here rationing is optimal from the point of view of the buyers, not the seller.

In such an auction the winner may suffer from the winner's curse: the fact that he wins the auction makes it likely that he has overestimated the value of the good. As the number of bidders goes up, it becomes more likely that the winner has overestimated the value of the good: the curse gets worse. Rational players take this effect into account and shade their bids more strongly as the number of players goes up. Hence, a higher number of bidders can lead to lower expected revenues in the auction.

In the example above, there is a private values auction and hence the winner's curse plays no role. Also, with the winner's curse the problem is that players fear that the entrant has a low signal for (bad news about) the value of the auctioned good. In the example above, however, the price reduction is caused by adding a high value player (bidder 1). This bidder with a high valuation makes it less profitable for player 0 to bid aggressively.

Note that in the PEA auction, although firm 0 is worse off with player 1 added, firm 2 gains when firm 1 enters the market. Below, I come back to this asymmetric reaction of payoffs in response to entry and exit.

Finally, the result in the PEA auction that it can be optimal for bidders to "share" the good at a low price can also be obtained in the context of a simultaneous ascending auction.⁸ Consider the case with two bidders and two goods. Bidder 0 values each of these goods at $q_0 = 2\frac{1}{2}$ and bidder 1 values each at $q_1 = 2$. That is, if bidder i gets one (both) good(s) at a price equal to p (prices equal to p and p') his payoff is $q_i - p$ ($2q_i - p - p'$). It is routine to verify that in a simultaneous ascending auction the equilibrium price is 0 in this case and each bidder gets one good. If the valuation of bidder 1 is reduced to $q_1 = 1$, the equilibrium price rises to one and bidder 0 obtains both goods. The balance of power is broken and now it pays to fight for bidder 0.

3 More realistic pricing games

Although the auction style pricing game introduced above is easy to analyse, its disadvantage is a lack of descriptive realism. Therefore it is hard to see in which industries the theory presented here is likely to apply. This section introduces two models that are more realistic and in which the equilibrium derived above remains an equilibrium outcome. This also shows which of the assumptions made above are essential and which are made for ease of exposition.

3.1 Asymmetric information

One assumption made above is that prices can only move in one direction. In the market context, firms can only undercut previous prices. Prices cannot be raised. This gives immediately the result that a deviation by any firm to a price $p < p_0^*$ will be followed by all other firms with marginal costs below p . It is exactly this effect which makes such price reductions less attractive and thereby helps to sustain prices above the Bertrand outcome. Some people may argue that in the real world firms can both increase and decrease their prices. Does this affect the results?

⁸I thank Paul Klemperer for bringing this simultaneous ascending auction example to my attention.

Allowing for both price increases and decreases leads to a technical complication in the model above in the sense that the game is no longer finite. By adjusting prices in every period the game may never come to an end. In order to be able to use the one stage deviation principle to check subgame perfection, we need to adjust the model to ensure that it is continuous at infinity (see Fudenberg and Tirole (1991:110)). The way in which this is often done is to introduce discounting. However, here I choose another way to do this which also removes the somewhat artificial distinction between the pricing stage and output stage in the game above.

Consider the following change to the model above. The game starts with every firm quoting a price. Then with a probability $q \in (0, 1]$ the customers arrive and they buy the good from the firm(s) with the lowest quoted price. If this happens the game is over. With probability $1 - q$ no customers arrive and every firm is allowed to change its price. After every firm has quoted a new price (or kept the previous price unchanged) there is again a probability q that the customers arrive etc. So the probability that the customers arrive in round T equals $(1 - q)^{T-1} q$ which tends to 0 as T goes to infinity and this gives the continuity at infinity. Note that for $q = 1$ the game is a standard Bertrand pricing game.

In the game described so far, a price $p_0^* > c_1$ does no longer survive the one stage deviation test. A firm undercutting p_0^* for one period and then reverting back to p_0^* gains with probability q a strictly positive defection pay off, thereby breaking the equilibrium. Because in the auction pricing game prices could not be raised, such a deviation was not possible.

Using one stage deviation implies that the price cut by the deviating firm is not followed by the other firms and after the price cut (in case the customers did not arrive) all firms charge p_0^* again. This makes the price cut profitable. But this may not be the most natural response for the non-deviating firms. One way to proceed here would be to introduce punishments strategies as in the supergame literature. Each firm commits to a strategy saying that all price cuts will be followed as long as the price stays above a firm's marginal costs. However, this would move the paper too closely to the literature on explicit collusion and obscure the main point of this paper that prices above the Bertrand outcome can be sustained without collusion or commitment to punishment strategies. The important ingredient here is that firms understand that -even without commitment- their opponents' best response to a price reduction is to follow that price reduction.

I illustrate this point here by introducing asymmetric information. In particular, firms do not know what the cost level of the price leader is. A price reduction is then interpreted as a signal that c_0 is rather low and the optimal response to such information is to follow the price reduction because a price leader with such low costs will continue to charge this lower price. This reaction stops a one stage deviation from destroying an equilibrium price above the Bertrand outcome.

Since asymmetric information in general pricing games is rather heavy on notation,⁹ I illustrate the point here with the following simple example.

⁹In particular, in the pricing game described above there would be two types of updating about opponents' cost levels: (i) which firms actively reduce prices and by how much, and (ii) which firms (only) follow price reductions.

Example 2 Consider an industry with only one buyer who wants to buy at most one product. The valuation of the buyer is common knowledge, $v = 3$. There are three firms, denoted 0, 1, 2. The cost level of firm 2 is also common knowledge, $c_2 = 2$. Each of the other two firms can have cost level 0 or 1 with probabilities π and $(1 - \pi)$. The cost levels of these firms are independently distributed. If

$$q < \frac{1}{3}(1 - \pi)$$

then the following strategies for prices, $p \in \mathbb{N}$,¹⁰ and beliefs, μ , form a perfect Bayesian equilibrium

Firm 2 charges a price $p_2 = 3$

A firm with cost level $c_1 = 1$ charges a price $p_1 = 3$ and follows a price reduction to $p = 2$

A firm with cost level $c_0 = 0$ charges a price $p_1 = 2$ and follows a price reduction to $p = 1$

$$\mu(c_0 = 0 | p = 2) = 1$$

$$\mu(c_0 = 1 | p = 3) = 1$$

To see that this is a perfect Bayesian equilibrium, note first that firm 2 has never an incentive to charge a price equal to 2. Hence its optimal strategy is to charge a price equal to 3. A firm with cost level equal to 1 can choose between charging a price equal to 3 or 2. It is routine to verify that the assumption $q < \frac{1}{3}(1 - \pi)$ implies that the following inequality holds

$$\pi \left[q \cdot 0 + (1 - q) \frac{2 - 1}{2} \right] + (1 - \pi) \frac{3 - 1}{3} > \pi \frac{2 - 1}{2} + (1 - \pi) \left[q \frac{2 - 1}{1} + (1 - q) \frac{2 - 1}{2} \right]$$

making an initial price equal to 3 and only following a price reduction to 2 the optimal strategy.¹¹ In words, if this firm charges a price equal to 3 there is a probability π that its opponent has costs equal to 0 and charges a price equal to 2. With probability q the customer arrives and this firm does not sell. With probability $(1 - q)$ the customer does not arrive and this firm can adjust its price to 2. Given the strategies above, the price will not be reduced further and when the customer (eventually) arrives the payoff will be $\frac{2-1}{2}$. With probability $(1 - \pi)$ the firm's opponent has cost level 1 as well. Hence all three firms charge a price equal to 3 and when the customer arrives payoffs for this firm equal $\frac{3-1}{3}$. The right hand side of the inequality is derived in a similar manner. The next two inequalities show that it is optimal for a firm with costs equal to 0 to charge a price equal to 2 (instead of 3 and 1 resp.)

$$\pi \frac{2 - 0}{2} + (1 - \pi) \left[q \frac{2 - 0}{1} + (1 - q) \frac{2 - 0}{2} \right] > \pi \left[q \cdot 0 + (1 - q) \frac{2 - 0}{2} \right] + (1 - \pi) \frac{3 - 0}{3}$$

$$\pi \frac{2 - 0}{2} + (1 - \pi) \left[q \frac{2 - 0}{1} + (1 - q) \frac{2 - 0}{2} \right] > \pi \left[q \frac{1 - 0}{1} + (1 - q) \frac{1 - 0}{2} \right] + (1 - \pi) \frac{1 - 0}{1}$$

Both inequalities hold because $q > 0$ and $\pi \in \langle 0, 1 \rangle$.

¹⁰That is prices are chosen from the same grid as before. Here this gives a very simple grid $\{0, 1, 2, 3\}$. Results go through for a finer grid as well, as long as prices correspond to optimal choices for some realizations of the cost level c_0 for the price leader. That is, players will interpret undercutting as evidence that c_0 is lower than previously thought.

¹¹Note that with asymmetric information, the Bertrand equilibrium can also lead to higher prices. However, in this example two firms with costs equal to 1 are able to sustain the monopoly price ($v = 3$) which is not possible in the Bertrand outcome.

The idea of the example is that choosing a low price ($p = 2$) is only optimal for a price leader with costs equal to 0. Hence a firm with higher costs ($c = 1$) does not try to undercut the monopoly price because that is interpreted as a move by a low cost price leader. Once the firm's opponent has observed a price equal to 2, he interprets this as evidence that the price will stay at 2 (because that is the optimal choice for a low cost price leader). Hence although the rules of the game do not preclude a rise in the price level, asymmetric information makes sure that it will not happen. Hence we get similar results as in the auction type pricing game without the assumption that prices can only move in one direction.

3.2 Costly price adjustments

Another way to keep the SPE derived in the auction style pricing game is to introduce menu costs. Consider the game in the previous subsection, where prices can both be increased and decreased and where there is a probability q that the customers arrive at the end of each round. Now instead of assuming asymmetric information, suppose that quoting and changing a price costs a firm a menu cost $\gamma > 0$. The following result derives a sufficient condition for the SPE in theorem 1 to remain an equilibrium in the game presented here.¹²

Proposition 2 *Let π^{SPE} denote the SPE profit of firm 0,*

$$\pi^{SPE} = \frac{X(p_0^*)}{n(p_0^*)} (p_0^* - c_0)$$

and $n = n(p_0^)$ the number of active firms in the SPE in theorem 1. If the probability that customers arrive is small enough, in particular if*

$$q < \frac{\gamma}{(n-1)\pi^{SPE}} \quad (2)$$

then p_0^ is a SPE price in the game described above.*

The reason why q needs to be small is intuitively clear. If q is close to 1, the probability that the one stage deviation leads to actual sales (because the customers arrive) is high. The additional profit gained from this deviation is of the order $(n-1)\pi^{SPE}$ as the firm captures the market share of its $(n-1)$ opponents which are still pricing at p_0^* . Also note that if the number of firms in the market is large, the probability that a deviation leads to actual sales must be very low. The reason is that deviating is very attractive as n is large. Finally, if inequality (2) does not hold, then the fact that p_0^* cannot be sustained, does not imply that the Bertrand outcome ($p = c_1$) is the SPE. There may be a price $p \in \langle c_1, p_0^* \rangle$ that is sustainable as a SPE.

¹²Above I have ignored the possibility that p_0^* in notation 1 is a set consisting of more than one element. The following argument shows that for γ small enough, the only equilibrium price sustainable in the model here is the smallest element of p_0^* . Consider two elements p^* and p^{**} in p_0^* where $p^{**} > p^*$. Then firms with $c_j < p^*$ will quote a price equal to p^* . Suppose not, that is assume all firms quote a price equal to p^{**} . Then firm 0 has an incentive to undercut its opponents in the next round to p^* . With a probability q firm 0 gains the whole market and with a probability $(1-q)$ it does not lose profits because p^* and p^{**} yield (by assumption) the same profit level. Hence p^{**} is not sustainable as equilibrium price.

In which markets can one expect inequality (2) to hold? As mentioned in the introduction, I am mainly thinking of retail markets. Consider a High Street shop selling televisions. The probability that in the next hour, say, a customer walks in who wants to buy a specific TV (of a given brand and type) is small. So changing your price of this specific TV now is likely to be noticed by other TV sellers down High Street before a customer arrives buying that TV. Also, changing the price is costly as catalogues need to be adjusted etc.

Comparing internet firms with traditional retailers, Bailey (1998) finds that prices for books, CDs and software are higher on the internet than for traditional retailers. Using the result in proposition 2 one can give the following explanation for this finding. Assuming that the cost of changing prices is similar for these two types of firm, the main difference is the probability q above. For traditional retailers it is harder to figure out what prices other retailers are charging and hence it is more likely that a price change goes unnoticed before a customer arrives. For an internet firm, in contrast, it is easy to check opponents' prices (one mouseclick) and prices can be changed very quickly. That is, q is lower for internet firms. Hence proposition 2 predicts that prices are higher for internet firms as it is more likely that inequality (2) holds.

Having introduced the probability q that customers arrive after a given pricing round, there are also other ways in which the SPE in theorem 1 can be maintained, apart from the menu cost γ . One is to introduce the idea of inertia as used in continuous time games¹³ (see, for instance, Bergin and MacLeod (1993)). This can be applied to the situation here by assuming that prices are fixed for $\delta \geq 2$ periods. So starting from the equilibrium price p_0^* , the question is whether a firm i would like to deviate to a price $p < p_0^*$. It is clear to see that for δ big enough, the optimal response of i 's opponents is to follow the price reduction because if they did not follow the price reduction, there is a probability $1 - (1 - q)^{\delta-1}$ that the customers arrive before the price level returns to p_0^* . Hence, although prices can be adjusted both upward and downward, inertia gives the same reaction to a deviation as the auction pricing game: price reductions are followed by all firms with marginal cost levels below the price. The idea that a firm is committed to its price for more than one period is also used in Maskin and Tirole (1988) as discussed below.

4 Implications for competition policy: joint dominance and entry

This section derives a number of properties of the SPE. In particular, I derive conditions under which cost reductions and entry lead to increases in the equilibrium price. First, I derive some results on firms' profits and welfare.

¹³There is another relation of the game described above and continuous time games. Consider the case where firms know for sure that the customers arrive at time T . Then one can model the pricing game as one where firms can continuously adjust prices until time T . If changing prices is costless, the Bertrand game can be modelled as one where firms choose prices for every $t \in [0, T]$. That is, the only relevant price is the one quoted at $t = T$. The game in this paper is one where firms choose prices for every $t \in [0, T)$. The open bracket implies that firms can react to every price change before the customers arrive at T . Although this is a neat mathematical characterization of the model above, I prefer the more straightforward interpretation using the probability q .

Although below I derive results that the equilibrium price can rise with the number of firms in the industry and that it can fall with firms' cost levels, it is always the case that the price leader is (weakly) better off with less opponents and with less efficient opponents.

Proposition 3 *The profits of the price leader (firm 0) are non-increasing in the number of other firms N and is non-decreasing in the cost levels of the other firms in the industry.*

However, the profits of firms in the industry with $c_i > c_0$ can rise with the number of firms and fall with other firms' cost levels.

The latter part of the lemma was already illustrated by the auction example in section 2.4.2. The weak bidder gains by adding another bidder to the auction. The intuition is that entry or efficiency gains by firms with $c_i > c_0$ can make it less profitable for the price leader to price aggressively. If firm 0 decides to raise its price in response to such changes, some firms can now profitably produce that were priced out of the market before the change.

Hence, unlike Bertrand or Cournot competition, entry or efficiency gains by opponents do not affect all firms' profits in the same direction. When discussing mergers, this property gives an explanation of why some firms in an industry oppose a merger while other (non-merging) firms favour the merger.

The next result derives the effects of entry and efficiency gains on welfare, where welfare is defined as the sum of consumer and producer surplus.

Proposition 4 *If entry or efficiency gains reduce (increase) both the industry average cost level and the equilibrium price, then welfare goes up (down).*

Consumer surplus falls as output falls (or, equivalently, the price rises) while producer surplus decreases as the average cost level increases. The reason why the average cost level is relevant, is the assumption of equal market shares for active firms. So one only gets straightforward results if both the price and the average cost level move in the same direction. In the case where the price goes up while the average cost level falls, one gets a trade off similar to the one in merger cases where the fall in costs (due to economies of scale/scope) must be weighed against the rise in the price level (due to increased market power).

4.1 Effect of cost reductions on price

Usually we think that a reduction in a firm's cost level never leads to an increase in the equilibrium price in the market. Indeed this can never happen in a Cournot or Bertrand model. However, in the model here, we can have that a fall in production costs for a firm leads to a rise in the equilibrium price.

Consider two prices p and p' with $p' < p \leq p^m$. Let $n = n(p)$, $n' = n(p')$ and $\nu = n - n' \geq 0$. Then the difference in profits for firm 0 between charging p and p' can be written as

$$\Delta(p, p'; c_0) \equiv \frac{1}{n} \left[X(p)(p - c_0) - \frac{n' + \nu}{n'} X(p')(p' - c_0) \right] \quad (3)$$

Proposition 5 *A cost reduction makes p' relatively more profitable compared to $p > p'$ if*

(i) $c_j \geq p$ is reduced to $c_j \in \langle p', p \rangle$ or
(ii) $c_j \in [c_0, p']$ is reduced to $c_j < c_0$.
A cost reduction makes p relatively more profitable compared to p' if
(iii) $c_j \geq p'$ is reduced to $c_j \in \langle c_0, p' \rangle$.
Finally, if $c_j > p'$ is reduced to $c_j < c_0$ the effect on the relative profitability of p and p' is ambiguous.

Note that p can equal the SPE price before the cost reduction and p' after the cost reduction, but the argument does not depend on this. In fact, the proposition holds for any two prices with $p' < p$. The intuition for these results is as follows. In case (i) a price reduction from p to p' gets rid of an additional firm after the cost reduction. That makes the price reduction relatively more attractive for the priceleader after the cost reduction. In the second case the cost level of the price leader goes down (and the identity of the price leader may or may not change). This also implies that the lower price p' becomes relatively more attractive for the (new) price leader since lower costs make higher sales more attractive.

The third case consists of two subcases. First, consider a firm with $c_j \geq p$ that gets an efficiency gain such that now $c_j \in \langle c_0, p' \rangle$. This implies that the cost reduction has no effect on the number of firms ν pushed out of the market by the price reduction from p to p' . However, the number of firms that the market has to be shared with at p' is now $n' + 1$ instead of n' . This makes the price reduction relatively less profitable. Put more starkly, a given price reduction that removes 10 firms from the market is relatively more profitable if the number of firms before the price cut equals 11 instead of 110. In the second subcase of (iii), $c_j \in [p', p]$ is reduced to $c_j \in \langle c_0, p' \rangle$. That implies that in addition to the effect described above, the price reduction now removes only $\nu - 1$ firms from the market instead of ν . Thus also in this case, the cost reduction makes the higher price p relatively more profitable than the low price p' .

Finally, a cost reduction that replaces the current price leader with a price leader with lower costs but at the same time increases n' and may reduce ν (if $c_j \in [p', p]$ before the cost reduction) has ambiguous effects on the relative profitability of p and p' . The reason is that this cost reduction can be seen as the 'sum' of cost reductions (ii) and (iii). Reducing the cost level of the price leader makes lower prices relatively more profitable for the price leader. At the same time increasing the number of firms with which the market has to be shared at the low price p' (and reducing the number of firms removed from the market by reducing the price from p to p') makes the high price relatively more attractive for the price leader. Hence the overall effect is ambiguous here.

In other words, a cost reduction only unambiguously reduces the price if a relatively high cost level is reduced to a level slightly below p or if a rather low cost level is reduced further.

The results above have the following two implications for merger policy. First, proposition 5 provides a new formalization of the joint dominance concept as it is called in EU merger policy, or coordinated effects as it is called in the US. The idea is the following. There is an industry with three firms. One firm is efficient, the other two are rather inefficient. Now the two inefficient firms merge and through economies of scale and scope this merged entity gains in efficiency. Although efficiency gains are generally seen as welfare enhancing, the

worry here is that the two low cost firms will be able to charge a high price. Indeed this is exactly the implication of proposition 5. If a high cost level is reduced to a level close to c_0 , the price tends to go up.

The second implication for the analysis of mergers is the following. When reading the newspapers on mergers, the situation seems more subtle than the standard Cournot framework allows. For instance, there are cases where some firms oppose a proposed merger, while other (non-merging) firms favour it. In the standard framework, if a merger (due to efficiency gains) reduces one firm's profits, it reduces the profits of all other (non-merging) firms. As a further illustration of this, consider the Schneider/Legrand merger as described in The Economist (2001). Siemens, one of the rivals of the merging firms, argued that the European Commission should oppose the merger because it would lead to higher (!) prices.¹⁴ The following merger example features each of these effects: joint dominance, higher equilibrium price, a firm that gains and a firm that loses due to the merger.

Example 3 Consider an industry with demand of the form $X(p) = 4 - p$ and four firms with constant marginal cost levels of $c_0 = 0, c_1 = c_2 = c_3 = 0.3$. Then the SPE price equals $p = 0.3$. Now suppose firms 1 and 2 merge so that they can improve their efficiency through some complementarities. If they merge, their marginal cost level becomes 0, $c_{1\&2} = 0$. I assume that the merged entity 1&2 keeps the two separate outlets it had before.¹⁵ One can readily verify that after the merger the equilibrium price equals the monopoly price for firms with 0 marginal cost: $p^m = 2$. Hence the merger leads to joint dominance: the equilibrium price rises due to the merger (although the merger leads to a big efficiency gain). Next, notice that firm 0's profits are reduced due to the merger. Indeed firm 0 will oppose the merger on the ground that it raises the equilibrium price! Finally, note that firm 3's profits are raised due to the merger. Before the merger, firm 3 could not produce while it produces a strictly positive output level after the merger.

4.2 Effect of entry on price

As above, compare again the relative profitability of two prices p and p' with $p' < p$ using the expression in equation (3). Now I consider entry by a new firm, not a cost reduction by an existing firm. Let c_e denote the cost level of the entrant.

Proposition 6 *If $c_e \geq p$ then entry has no effect on the relative profitability of p and p' ;
if $c_e \in [p', p)$ then entry makes p' relatively more profitable;*

¹⁴One explanation for this is that Siemens opposed the merger because it expected a price reduction (say, because of efficiency gains for the merged firms). However, arguing to the European Commission that a merger should be opposed because it reduces prices does not seem to be convincing. So to convince the Commission, Siemens claimed it expected a price increase. The example I give, using the subgame perfect equilibrium of the pricing game, does not rely on Siemens misrepresenting its views to mislead the Commission.

¹⁵An issue in modelling mergers when marginal costs are constant is the effect of the merger on the market share of the merged firm (see, for instance, Salant et al. (1983), Perry and Porter (1985), McAfee et al. (1992)). In the example here, the question is whether a merged firm with $n - 1$ active opponents, has a market share of $\frac{1}{n}$ or $\frac{2}{n+1}$? For my purposes, however, this is not an issue as the merger is profitable under either assumption.

if $c_e \in [c_0, p']$ then entry makes p relatively more profitable;
if $c_e < c_0$ then the effect of entry on the relative profitability of p and p' is ambiguous.

The intuition for these effects is as follows. Entry above an equilibrium price has no effect since price increases become less attractive than before and the attractiveness of price reductions is unchanged. Entry just below price p makes a price reduction more attractive since such a reduction now removes an additional firm from the market. However, entry at a cost level close to the price leader makes price reductions less attractive for the same reason as in case (iii) in proposition 5. Finally, entry by a firm that becomes the new price leader has an ambiguous effect on the price level. On the one hand, a more efficient price leader prefers lower prices. On the other hand, such entry creates more firms with low cost levels making price reductions less attractive.

In section 2.4.2 above, I have already shown that it is possible to construct examples in which entry indeed causes a rise in the equilibrium price level. But one may wonder whether this is just a theoretical possibility or an effect that has practical relevance. I give the following two arguments to show that this is more than a theoretical possibility. In section 6, I discuss empirical evidence suggesting that this effect can be relevant. Here I use simulations to show that it is not unlikely that entry raises the equilibrium price.

Figure 2 summarizes the results of the following simulation exercise. Consider an industry with demand of the form $X(p) = 1 - p$ and where firms' cost levels c_i are drawn from a lognormal distribution with expectation $E(c_i) = e^{-0.75} \approx 0.47$, variance $V(c_i) = e^{-1.5}(e^{0.5} - 1) \approx 0.14$ and mode equal to $e^{-1.5} \approx 0.22$.^{16,17} Now consider the following experiment. First, draw N cost levels from this distribution and calculate the SPE price p_0^* . Next draw an additional firm $N + 1$ from the distribution and calculate the new SPE price and see whether the price went up or down due to entry. This experiment is done 100,000 times for each $N \in \{2, 3, \dots, 100\}$. Figure 2 focuses on the cases where the cost level of firm $N + 1$ is below the price before entry. That is, it considers the cases where entry is relevant. Or, put differently, on the cases where entry has actually an effect on the industry since it follows from proposition 6 that entry by a firm with costs above the equilibrium price has no effect on the equilibrium price. For these cases where entry does have an effect,¹⁸ figure 2 reports for each N the percentage of industries where the price increases and the percentage where the price decreases. Although price decreases are more prevalent, in around 10% of the industries there is a price increase due to entry. This is an indication that this effect may be relevant empirically. Also note that

¹⁶ Put differently, $\ln(c_i)$ is normally distributed with expectation -1 and variance 0.5 .

¹⁷ Unfortunately, I am not aware of any empirical evidence on the issue of cost distributions in industries. In public finance it is more or less accepted that skills or wages follow a lognormal distribution (and perhaps a Pareto distribution for the high end tail of the distribution). In I.O., size distributions of firms can be approximated with a lognormal distribution. But there seems to be no corresponding evidence for firms' efficiency distributions. I have tried a number of distributions, but the main effect (that price increases happen in a reasonable number of cases) remains robust. As proposition 6 suggests, this effect is more likely if the entering firm has a cost level in between the cost level of the price leader and the equilibrium price before entry. So with the lognormal distribution used, price increases become less prevalent if one imposes that the price leader has a cost level equal to 0. In that case the distribution has very little mass around c_0 (implying, in fact, that $c_0 = 0$ is very unlikely).

¹⁸ On average, this happens for about 10,000 out of 100,000 simulations.

for N above 70 price increases due to entry become less likely.

Figure 2 around here

5 Discussion and extensions

This section discusses the following three issues: price competition with entry costs, rationing rules and the relation between the model introduced here and the literature on dynamic price competition as in Maskin and Tirole (1988) and supergames.

5.1 Entry cost

Introducing sunk entry costs in a Bertrand model with homogenous goods and constant marginal costs gives rise to the following counterintuitive result. No matter how small the entry cost, as long as it is positive, the Bertrand equilibrium outcome is that the most efficient firm is a monopolist and sells at the monopoly price. Once another firm decides to enter, Bertrand competition makes sure that its profits are zero and hence it cannot recover its entry costs. Contestable market theory (Baumol et al. (1982)) can be seen as a reaction to this outcome by arguing that prices should be expected to be closer to marginal costs than predicted by the Bertrand model. The model introduced here gives a similar result.

Consider the model with menu costs γ as introduced in section 3.2. Let f denote the cost of entry into this industry. Assume that in the model without entry costs the price chosen by the price leader equals $p_0^* = c_i < p^m$, that is firm i is (just) priced out of the market. Further assume that at this price p_0^* firm $i - 1$ can profitably enter the market and post its price, that is suppose

$$\frac{X(p_0^*)}{i} (p_0^* - c_{i-1}) \geq f + \gamma$$

Proposition 7 *Let p^* solve the following equation*

$$p^* = 1 + c_i + \frac{f + \gamma}{qX(p^* - 1)}$$

Then p^ is a SPE price in this industry.*

First note that p^* is not the unique SPE price. In proposition 2 (with $f = 0$) I have shown that p_0^* itself is also a SPE price. The point here is that a higher price p_0^* can be sustained in this case. The price p^* is defined in such a way that if firm i undercuts p^* (with 1 because $p \in \mathbb{N}$ by assumption) this yields not enough profits to earn (strictly) more than $f + \gamma$. With probability q firm i captures the whole market by entering (if the customers happen to arrive at that time) and with probability $(1 - q)$ firm 0 reduces its price to p_0^* . This price reduction by firm 0 is credible because p_0^* is -by definition- the SPE price in the game where firm i is present as well (i.e. the game where $f = \gamma = 0$).

So the model above predicts that a rise in entry costs f increases the equilibrium price but not (necessarily) to the monopoly price as in the Bertrand game. Also, the higher q (the more likely it is that the customers arrive before

the incumbents can react to entry) the lower the mark up over c_i that can be sustained in equilibrium because hit-and-run behavior by firm i becomes more attractive in this case.

5.2 Rationing rules

Above I have assumed that when n sellers are willing to sell at the lowest price, each seller serves $\frac{1}{n}$ th of the market. Although this assumption is reasonable in an I.O. context and more or less standard, one can ask whether the results derived above critically depend on this assumption.

So if there are n firms willing to sell at the lowest price, one can define a more general rationing rule as follows. Firm i gets a market share β_i where the β_i 's satisfy

$$\begin{aligned} \beta_i &\geq 0 \text{ for all } i \in \{0, 1, \dots, n-1\} \\ \sum_{i=0}^{n-1} \beta_i &= 1 \end{aligned} \tag{4}$$

For instance, Cournot competition in a homogenous good market where firms differ in efficiency yields an outcome where all firms sell at the same price but with different market shares. The question above can now be phrased as follows: Can we have an equilibrium with $p > c_1$ for all rationing rules satisfying (4)? Clearly, the answer is "no". Consider the following two extreme cases (i) $\beta_0 = 0$ and (ii) $\beta_0 = 1$. In the first case, the most efficient firm will never want to share the market with another firm and the SPE price equals the Bertrand price ($p = c_1$). The second case with efficient rationing is more interesting. Here the other firms will never want to share the market. There is always a firm $i \geq 1$ that undercuts any price $p > c_1$. In other words, although it seems advantageous for firm 0 to have a lot of market power ex post (in the sense that β_0 is high), ex ante firm 0 would like to commit to a lower market share. In particular, if firm 0's profit maximizing price in lemma 2 satisfies $p_0^* = c_i > c_1$ then firm i is better off with a rationing rule $\beta_j = \frac{1}{i}$ for all $j \in \{0, 1, \dots, i-1\}$ than with $\beta_0 = 1$.

Although there are rationing rules that destroy any SPE price above the Bertrand price, I now show that the results above do not depend on the equal sharing rationing rule. In particular, I show that for every subgame equilibrium with equal market shares where the price is above the Bertrand price, there exists a subgame equilibrium where firms have different market shares at the same market price.

I focus in the remainder on rationing rules which imply higher market shares for more efficient firms, that is

$$\beta_0 \geq \beta_1 \geq \dots \geq \beta_n$$

which seems a reasonable assumption. The following result formalizes the idea that the results derived in this paper do not hinge on the equal sharing assumption.

Lemma 3 Assume that $c_j > c_{j-1}$ for all $j \geq 1$.¹⁹ If it is the case that

$$\frac{X(c_i)}{i} (c_i - c_0) > \frac{X(c_k)}{k} (c_k - c_0) \text{ for all } k \neq i$$

then there exist functions $\beta_j(i)$ satisfying

$$\begin{aligned} \beta_0(i) &> \beta_1(i) > \dots > \beta_{n-1}(i) > 0 \\ \beta_j(i) &= 0 \text{ for all } j \geq i \\ \sum_{j=0}^{i-1} \beta_j(i) &= 1 \end{aligned} \tag{5}$$

such that $p = c_i$ is the equilibrium price under this rationing rule.

Note that a rationing rule $\beta_j(n)$ has two arguments: the position of the firm (j) and the number of firms in the market (n). The idea of the proof is to construct rationing rules $\beta_j(n)$ close enough to the equal sharing rule that all inequalities continue to hold for the equilibrium $p = c_i$. Since the equilibrium is defined with strict inequalities, this is always possible.

The introduction of $\beta_j(n)$ gives an exogenous solution to the equal market share result. The next example illustrates how differing market shares can be obtained endogenously by moving away from constant marginal costs. An analysis of general cost functions $c_i(x)$ is beyond the scope of this paper and left for future research.

Example 4 Consider an industry with $X(p) = 1 - p$ and firms' costs of the form

$$c_i(x) = c_i + \frac{1}{2}\phi x^2$$

with $c_0 \leq c_1 \leq \dots$ and where x is the output level of firm i . Quoting a price in the pricing game of section 2 now implies a commitment by these firms to serve all the market at this price. Hence a price follower f will set his output level to equate marginal costs with marginal revenue, $c'_f(x_f) = p$ and hence one finds

$$x_f(p) = \begin{cases} \frac{p-c_f}{\phi} & \text{if } p > c_f \\ 0 & \text{if } p \leq c_f \end{cases}$$

A price leader l sets the price p taking these supply decisions into account, i.e. firm l solves

$$\max_p \left(1 - p - \sum_f x_f(p) \right) (p - c_l)$$

It is straightforward to see that firm 0 as price leader sets the lowest price p_0^* of all firms. Hence, as before, no firm wants to undercut p_0^* . Setting a price above p_0^* is here equivalent to leaving the market as the firms committed to p_0^* serve the whole market at this price. Hence one gets similar results as above, but now with endogenously determined market shares.

¹⁹This assumption on costlevels is mainly made for notational convenience as presumably one would like $c_i = c_j$ ($i \neq j$) to imply $\beta_i = \beta_j$.

5.3 Relation with other models of dynamic price competition

The analysis in this paper is related to two strands of dynamic pricing games: the model by Maskin and Tirole (1988) (henceforth MT) and the supergame literature. The main differences between my paper and these approaches is that (1) here the game is one-shot in terms of sales and (2) I allow firms (with some probability) to react to other firms' price changes before customers arrive. It is worth spelling out what this implies.

The main reason why the game above is one-shot in sales is to stress that repeat sales are not necessary to get a price above the Bertrand outcome. Also the model above is a lot simpler than MT allowing me to analyze comparative statics with respect to the number and efficiency levels of firms instead of focusing on the case of a symmetric duopoly. Moreover, it is not clear how MT should be extended to more than two firms. In MT firms change prices in an alternating way (firm 1 changing its price in even periods, firm 2 in odd periods). This makes sense with two firms, because the main reason why a firm may want to update its price is that the other firm made a price change. However, when there are five firms it is not convincing to argue that each firm can only adjust its price once every five periods. If one of the five firms undercuts the others in a certain period, it is reasonable to expect that more than one firm will want to react by adjusting its price. But if one allows more than one firm to adjust its price in a period, the equilibrium outcome is again Bertrand.²⁰

The supergame literature (see, for instance, Green and Porter (1984), Rotemberg and Saloner (1986) and Abreu (1986)) uses the infinite repetition of the stage (pricing) game to derive the result that prices above the Bertrand price can be sustained. Recently Compte et. al. (2002), Motta (2002) and Vasconcelos (2002) have extended this literature by allowing for asymmetries between firms. Goal of these papers is to formalize the joint dominance argument discussed above. Hence their results are similar to the one obtained here in that more similarity in firms' cost levels leads to higher prices.

Yet, there are a number of differences. First, these papers focus on mergers and thus do not analyze the effects of entry. Second, in the supergame literature if the (expected) duration between sales increases, it becomes harder to discipline firms and the (collusion) price decreases. Here, a longer (expected) duration between sales makes it more likely that firms can react to each other's price changes before customers arrive (q is lower in section 3) and hence prices tend to be higher. Third, in the supergame literature if the discount factor is close enough to 1 (one) the monopoly price is sustainable (perfect collusion). In section 2 above, the discount factor is 1 and yet p_0^* can be below the equilibrium price. The reason is that the supergame literature assumes that firms can decide on the distribution of market shares while here I assume that with n firms selling in the market, each firm's market share is $\frac{1}{n}$. If firms can check each other's production capacity or sales, they can verify which firms stick to the agreement. If this is not feasible, the assumption made in my paper becomes

²⁰MT also consider the case where firm's commitment duration to a price is a random variable (with a Poisson distribution). But, as they admit, this is less reasonable with commitment to a price than with commitment to a quantity or capacity level. The problem is that it is hard to understand why a firm would stay committed to its price after its opponents have priced it out of the market.

more natural. Finally, a disadvantage of the supergame approach is the multiplicity of equilibria, while the game analyzed here has (under some conditions) a unique equilibrium.

6 Empirical implications

The results derived above that cost reductions or entry can lead to higher equilibrium prices are in such contrast to conventional wisdom that one can ask whether the theory presented here has any empirical relevance. This section discusses a number of empirical results that are hard to understand using standard Cournot or Bertrand models but which can be explained using the framework presented here. The section concludes with a direct test that can be applied to firm level data to see whether the theory presented here is relevant in a certain sector.

6.1 Empirical findings

First, consider the effect of cost reductions on the equilibrium price. Whereas Cournot competition predicts that cost reductions lead to lower prices this is not always found in empirical research. I discuss here the effects of changes in excise taxes and changes in the exchange rate on the equilibrium price. Ashenfelter and Sullivan (1987) analyze the effects of changes in the excise tax on cigarettes on the cigarette price. They write "Our failure to uniformly find that excise tax increases (decreases) act to increase (decrease) cigarette prices ... calls into question virtually any hypothesis about firm behavior in this industry". Indeed, the standard Cournot and Bertrand models can shed no light on such findings. However, the model introduced here can give intuition for such results. Rewriting equation (3) to introduce excise taxes, one gets the following comparison between two prices p and p' with p the equilibrium price before the rise in excise tax t and p' an arbitrary price below p :

$$\Delta(p, p'; t) \equiv \frac{X(p+t)}{n} (p - c_0) - \frac{X(p'+t)}{n'} (p' - c_0)$$

The following result gives a sufficient condition for the rise in t to make the lower price p' relatively more profitable compared to p .

Corollary 2 *If $X''(p) \geq 0$ for all $p \geq 0$ then $\frac{d\Delta(p, p'; t)}{dt} < 0$.*

The idea of the proof is that choking off demand (by raising t) is particularly bad for profits if the price cost margin is high. The assumption that the demand function is convex excludes the case where high prices leads to smaller losses in output due to an increase in the price by dt .

Next consider the case where an exchange rate change makes the products of foreign firms more expensive on the domestic market. Goldberg and Knetter (1997) give the following example. Between 1994 and 1995 there was a 34% appreciation of the yen against the dollar, making Japanese products more expensive in the US. In the same period, the suggested retail price of a large screen Sony Trinitron actually fell (by 15%). Although one would expect Japanese firms to try to keep their dollar prices constant, it seems counterintuitive that

such an appreciation of the yen leads to a fall in dollar prices. However, if one assumes that these exporters are price leaders in their export markets, we find the following result. Let e denote the exchange rate in dollars per yen, then a Japanese price leader charging a dollar price p receives a yen price equal to $\frac{p}{e}$. Now the comparison between the optimal price p before appreciation of the yen and a price $p' < p$ becomes

$$\Delta(p, p'; e) \equiv \frac{X(p)}{n} \left(\frac{p}{e} - c_0 \right) - \frac{X(p')}{n'} \left(\frac{p'}{e} - c_0 \right)$$

The following result shows that depending on the cost distribution and the relation between total revenue $pX(p)$ and p , an appreciation can make a lower dollar price more attractive

Corollary 3 *If revenue per firm is higher at price p than at p' then $\frac{d\Delta(p, p'; e)}{de} < 0$.*

Another issue in international I.O. is that some exporting industries keep their prices (more or less) constant in the currency of the goal country while others vary their prices with exchange rate changes (see the survey by Goldberg and Knetter (1997) for references). The theory presented here suggests that in the former case, the exporting firms are faced with a domestic (in the goal market) price leader that prices to keep other domestic firms out of the market. Hence p_0^* does not vary with the exchange rate. In the latter case, one of the exporters may be the price leader. As the corollary shows this may imply changing your price in response to exchange rate changes.

A related issue is the introduction of a single market in Europe. Although this was widely expected to lead to lower prices, such across the board price reductions have not materialized. As the next example shows, with the SPE of the pricing game it is not obvious that a reduction in trade barriers leads to a fall in prices.

Example 5 *Consider two countries A and B, where in each country there is one firm (a and b resp.) producing a homogenous good with zero marginal costs ($c_a = c_b = 0$). In both countries, the demand relation is of the form $x(p) = 1 - p$. Hence the monopoly price in each country is $p^m = 0.5$. Let p_i^j denote the price firm $j = a, b$ charges in country $i = A, B$. I do not require a firm to charge the same price in both countries. Let t denote the import tariff that firm a (b) pays to sell its product in country B (A). Then for $t \geq p^m$ each firm sells only in its own country and charges the monopoly price. For $t \in [\frac{1}{2} - \sqrt{\frac{1}{8}}, p^m)$,²¹ the price each firm charges equals t and each firm only sells in its own country. For $t \in [0, \frac{1}{2} - \sqrt{\frac{1}{8}})$ each firm sells in both countries at the monopoly price p^m . Hence, the equilibrium price as a function of t is nonmonotone, as shown in figure 3. Note the difference between the theory here and a theory based on collusive behaviour. With full collusion, for any $t > 0$ firms will choose to sell on their home market only and not export. In contrast, the SPE requires firms a and b to share both market A and B equally.*

²¹The value for $t = \frac{1}{2} - \sqrt{\frac{1}{8}}$ solves the equation $(1 - t)t = \frac{p^m(1 - p^m)}{2}$. That is, firms are indifferent between limit pricing at t or sharing the market equally at the monopoly price.

Figure 3 around here

Hence over a range of values of import tariffs, prices fall as tariffs are reduced. However, if firms are symmetric and tariffs fall below a certain threshold, pricing aggressively to keep other firms out of the market is no longer profitable. Then it becomes optimal to accommodate, charge the monopoly price and share the market with foreign firms.

Next consider the effect of entry on the equilibrium price. Both Cournot and Bertrand models predict that entry by a firm with a cost level below the industry price will reduce the equilibrium price. However, empirical research has not found such a clear relationship. Consider the following examples. Knetter (1994) tests the following model due to Dixit (1989). The large dollar appreciation of the 1980s made foreign producers' goods a lot cheaper in the US. Hence, one would expect foreign firms to make the sunk investment of setting up an export line to the US in this period. This implies an increase in the number of firms in the US market. Since this entry cost is sunk one expects these firms to stay even when the dollar depreciates. The hypothesis then is that prices in the US market are lower after this appreciation due to entry by foreign firms. Overall Knetter finds only weak evidence in favor of this hypothesis. Moreover, he finds that for some sectors mark-ups actually went up.

Geroski (1989) estimating the effect of entry on price cost margins concludes that "entry shows an enormous amount of variation across industries and over time, while margins are rather predictable over time for any given industry". This is hard to understand within a Cournot or Bertrand framework. However, as the simulations in figure 2 suggest, in the model here entry does not reduce prices in 40% to 50% of the cases and may actually raise the price in some cases making the statistical link between entry and price cost margins rather weak.

Klette (1999) introduces a new econometric framework to estimate simultaneously the variables price cost margin, scale economies and productivity. He finds no significant relationship between markups and industry concentration nor between mark ups and import penetration. Similarly, Lindquist (2001), analyzing the Norwegian aluminium industry, finds that although the international aluminium market has become more competitive over time (lower concentration) price cost margins have not fallen. Such results are in line with the older literature based on the structure-conduct-performance framework (see, for instance, Ravenscraft (1983) and Schmalensee (1985)). After controlling for other effects, there was no separate role left for industry concentration to explain price cost margins. These papers suggest that there is hardly an effect of entry on equilibrium prices. This is not to say that entry never reduces prices. For instance, Bresnahan and Reiss (1990 and 1991) do find a negative effect of entry on price cost margins. However, generally speaking, the effect of entry on price cost margins is a lot smaller than suggested by standard I.O. models. The analysis above suggests that besides the average cost level of firms, the variance in cost levels may be an important determinant of the industry price. I am not aware of any empirical study relating variance in costs to prices.

Finally, there is a recent literature relating market size to price cost margins and firm size. For instance, Campbell and Hopenhayn (2002) find that larger cities have (on average) larger retail establishments and lower prices. They argue that this result is hard to understand with standard I.O. models. To analyze this effect in the framework here, let S denote the size of the market.

Then total demand at price p equals $SX(p)$. Substituting this into the equation for the equilibrium price in proposition 7 (the model with the entry cost f) one finds immediately that larger markets lead to lower prices and hence bigger establishments (note that equation (1) implies that S does not affect p_0^*).

The goal of this section has been to illustrate that the surprising comparative statics properties of the SPE outcome may not just be theoretical curiosities. Results that entry or efficiency gains may lead to higher prices can actually help to understand some empirical findings that are hard to fathom with standard models.

6.2 Empirical test

This section derives an empirical test to see whether the theory presented here applies in a certain industry. More precisely, it gives a necessary condition for the theory to be relevant in a certain industry. The idea behind the test is that in the SPE the gaps between firms j 's and $j + 1$'s costs cannot be too big. If the gap is big, it would have been better for firm 0 to lower the price to c_{j+1} to keep firm $j + 1$ out of the market.

Equation (1) implies the following upperbounds on the average cost level and the variance of cost levels in an industry.

Corollary 4 *The SPE implies that*

$$\begin{aligned}\bar{c}_n &< c_0 + \frac{1}{2} \left(1 - \frac{1}{n}\right) (p - c_0) \\ \text{var}(c_i) &< \frac{1}{3} \left(1 - \frac{1}{n}\right) \left(1 - \frac{1}{2n}\right) (p - c_0)^2\end{aligned}$$

where $\bar{c}_n = \frac{1}{n} \sum_{j=0}^{n-1} c_j$ and $\text{var}(c_i) = \frac{1}{n} \sum_{j=0}^{n-1} (c_j - \bar{c}_n)^2$.

Note that no information is needed here about demand function $X(\cdot)$. The upperbound is derived using that $\frac{X(p)}{X(p')} \leq 1$ for $p' < p$. If information about $X(\cdot)$ is available, the upperbound can be tightened. Although marginal costs are not easily observable in the data, under the assumption of constant marginal costs (made here) average variable costs should give a good approximation. Finally, it is clear that such upperbounds need not hold for Cournot competition.

7 Conclusion

In this paper, I have analyzed two ideas. First, the cost distribution in an industry determines how aggressive firms play. If firms have similar cost levels, there is a balance of power, and firms behave nicely toward each other. If one firm (or group of firms) is far more efficient than the others, then it will fight to keep the inefficient firms out of the market. Second, this be-nice-unless-it-pays-to-fight idea has been formalized by assuming that firms can (with some probability) react to other firms' price changes before customers arrive.

This leads to a number of implications for competition policy. First, repeat sales are not necessary for firms to sustain prices above the Bertrand outcome. Hence, in a merger case one should not only check whether there are factors

facilitating collusion (like repeat sales or multimarket contact) but also whether firms in an industry can react to each others' actions before customers arrive. The second implication is that if firms can react in such a way, then one cannot be sure that entry or efficiency gains by laggards in the industry will discipline incumbents to charge low prices. Third, if a merger makes firms in an industry more symmetric then one should expect higher prices. This is the way I have formalized joint dominance in this paper. Finally, in such a joint dominance case there will be no evidence of explicit or implicit collusion, because each firm acts independently and noncooperatively. Hence, this paper suggests, the merger should be abolished. In other words, I do not recommend to let the merger go through and only intervene if evidence of collusion is found.

Although the theory is formulated here in pricing game, the underlying mechanism of balance of power is more widely applicable. In all situations where aggressive play is not immediately rewarded and hence leaves time for opponents to react before payoffs are realized, it is not obvious that more players or better players leads to a more aggressive outcome. Other examples that one can think of in economics are advertising and R&D races.

References

- Abreu, D., (1986), Extremal equilibria of oligopolistic supergames, *Journal of Economic Theory*, 39: 191-225.
- Amir, R. and V. Lambson, (2000), On the effects of entry in Cournot markets, *Review of Economic Studies*, Vol. 67 (2): 235-254.
- Ashenfelter, O. and D. Sullivan, (1987), Nonparametric tests of market structure: an application to the cigarette industry, *Journal of Industrial Economics*, Vol. XXXV (4), 483-498.
- Bailey, J. (1998), Electronic commerce: prices and consumer issues for three products: books, compact discs and software, OECD.
- Baumol, W., J. Panzar and R. Willig, (1982), *Contestable markets and the theory of industry structure*, New York: Harcourt Brace Jovanovich.
- Bergin, J. and B. MacLeod, (1993), 'Continuous time repeated games', *International Economic Review*, Vol. 34 (1), pp 21-37.
- Bresnahan, T., (1981), Duopoly models with consistent conjectures, *American Economic Review*, Vol. 71 (5), 934-945.
- Bresnahan, T. and P. Reiss, (1990), Entry in monopoly markets, *Review of Economic Studies*, Vol. 57, 531-553.
- Bresnahan, T. and P. Reiss, (1991), Entry and competition in concentrated markets, *Journal of Political Economy*, Vol. 99 (5), 977-1009.
- Bulow, J. and P. Klemperer, (1999), Prices and the winner's curse, *RAND journal of Economics*, Vol. 33 (1), 1-21.
- Campbell, J. and H. Hopenhayn, (2002), Market size matters, NBER working paper 9113.
- Chamberlin, E., (1969), *The theory of monopolistic competition: A re-orientation of the theory of value*, Cambridge, Mass.: Harvard University Press.
- Compte, O., F. Jenny and P. Rey, (2002), Capacity constraints, mergers and collusion, *European Economic Review*, Vol. 46, 1-29.
- Deneckere, R. and D. Kovenock, (1992), Price leadership, *Review of Economic Studies*, Vol. 59, 143-162.
- Deneckere, R., D. Kovenock and R. Lee, (1992), A model of price leadership based on consumer loyalty, *Journal of Industrial Economics*, Vol. XL (2), 147-156.

- Dixit, A. , (1989), 'Hysteresis, import penetration and exchange rate pass-through', *Quarterly Journal of Economics*, Vol. 104, pp. 205-228.
- Farm, A. and J. Weibull, (1987), Perfectly flexible pricing in a homogenous market, *Scandinavian Journal of Economics*, 487-495.
- Fisher, I., (1898), Cournot and Mathematical Economics, *Quarterly Journal of Economics*, Vol. XII (2): 119-138.
- Fudenberg, D. and J. Tirole, (1991), *Game Theory*, MIT Press.
- Geroski, P. A., (1989), The effect of entry on profit margins in the short and long run, *Annales d'Économie et de Statistique*, Vol. 15/16, 333-353.
- Gilbert, R.J. and P. Klemperer, (2000), An equilibrium theory of rationing, *RAND Journal of Economics*, Vol. 31 (1): 1-21.
- Goldberg, P. and M. Knetter, (1997), Goods prices and exchange rates: what have we learned?, *Journal of Economic Literature*, Vol. XXXV (3), 1243-1272.
- Green, E. and R. Porter, (1984), Noncooperative collusion under imperfect information, *Econometrica* Vol. 52: 87-100.
- Kirman, A. and N. Schueller, (1990), Price leadership and discrimination in the European car market, *Journal of Industrial Economics*, Vol. XXXIX (1), 69-91.
- Klemperer, P., (2000), 'Why every economist should learn some auction theory', Invited Symposium paper for the World Congress of the Econometric Society, Seattle: www.nuff.ox.ac.uk/economics/people/klemperer.htm.
- Klemperer, P. and M. Meyer, (1988), Consistent conjectures equilibria: a reformulation showing non-uniqueness, *Economic Letters*, Vol. 27: 111-115.
- Klette, T.J., (1999), Market power, scale economies and productivity: estimates from a panel of establishment data, *Journal of Industrial Economics*, Vol. XLVII (4), 451-476.
- Knetter, M., (1989), Price discrimination by U.S. and German exporters, *American Economic Review*, Vol. 79 (1), 198-210.
- Knetter, M., (1994), Did the strong dollar increase competition in U.S. product markets?, *Review of Economics and Statistics*, 192-195.
- Lindquist, K.G., (2001), The response by the Norwegian aluminium industry to changing market structure, *International Journal of Industrial Organization* Vol. 19, 79-98.
- Maskin, E. and J. Tirole, (1988), 'A theory of dynamic oligopoly, II: price competition, kinked demand curves, and Edgeworth cycles, *Econometrica*, Vol. 56 (3): 571-599.
- McAfee, R.P., J.J. Simons and M.A. Williams, (1992), 'Horizontal mergers in spatially differentiated noncooperative markets', *Journal of Industrial Economics*, Vol. XL: 349-358.
- Motta, M. , (2002), Horizontal mergers, a manuscript chapter for the book *Competition Policy: Theory and Practice*.
- Perry, M.K. and R.H. Porter, (1985), Oligopoly and the incentive for horizontal merger, *American Economic Review*, Vol. 75 (1): 219-227.
- Ravenscraft, D., (1983), Structure-profit relationships at the line of business and industry level, *Review of Economics and Statistics*, Vol. 65, 22-31.
- Rosenthal, R., (1980), A model in which an increase in the number of sellers leads to a higher price, *Econometrica*, Vol. 48 (6): 1575-1579.
- Rotemberg, J. and G. Saloner, (1986), A supergame-theoretic model of business cycles and price wars during booms, *American Economic Review* Vol 76: 390-407.

Rotemberg, J. and G. Saloner, (1990), Collusive price leadership, *Journal of Industrial Economics*, Vol. XXXIX (1), 93-111.

Salant, S.W., S. Switzer and R.J. Reynolds, (1983), 'Losses from horizontal merger: the effects of an exogenous change in industry structure on Cournot-Nash equilibrium', *Quarterly Journal of Economics*, Vol. XCVIII: 185-199.

Scherer, F. and D. Ross, (1990), *Industrial market structure and economic performance*, Houghton Mifflin Company.

Schmalensee, R., (1985), Do markets differ much?, *American Economic Review*, Vol. 75 (3), 341-351.

Stiglitz, J., (1989), Imperfect information in the product market, In. R. Schmalensee and R. Willig, ed, *Handbook of Industrial Organization*, Volume I, Elsevier Science Publishers.

The Economist, (2001), 'A shocking denouement', October 13th-19th.

Tirole, J., (1988), *The theory of industrial organization*, MIT Press.

Vasconcelos, H., (2002), Tacit collusion, cost asymmetries and mergers, mimeo European University Institute.

8 Appendix: proof of results

This appendix contains the proofs of the results in the main text.

Proof of lemma 1

It is routine to verify that the following strategy profiles form a Nash equilibrium and that they yield the Bertrand outcome. Any player i with cost level $c_i > c_0$ stays in the pricing game at any price p strictly above c_i and leaves the pricing game if $p \leq c_i$. Further, such a player i undercuts any price p strictly above $c_i + 1$ to $c_i + 1$. Any player j with $c_j = c_0$ stays in the pricing game at any price $p \geq c_j$ and leaves the pricing game at $p < c_j$. Further, such a player j bids the price $p = c_1$. Q.E.D.

Proof of lemma 2

This is proved by contradiction. Suppose that there exists $i > j$ (i.e. $c_i \geq c_j$) such that $p_i^* < p_j^*$ (and thus $n_i = n(p_i^*) < n(p_j^*) = n_j$). Then

$$\begin{aligned}
0 &> \frac{X(p_i^*)}{n_i}(p_i^* - c_j) - \frac{X(p_j^*)}{n_j}(p_j^* - c_j) \\
&= \frac{X(p_i^*)}{n_i}p_i^* - \frac{X(p_j^*)}{n_j}p_j^* - c_j \left(\frac{X(p_i^*)}{n_i} - \frac{X(p_j^*)}{n_j} \right) \\
&\stackrel{(*)}{\geq} \frac{X(p_i^*)}{n_i}p_i^* - \frac{X(p_j^*)}{n_j}p_j^* - c_i \left(\frac{X(p_i^*)}{n_i} - \frac{X(p_j^*)}{n_j} \right) \\
&= \frac{X(p_i^*)}{n_i}(p_i^* - c_i) - \frac{X(p_j^*)}{n_j}(p_j^* - c_i)
\end{aligned}$$

The first inequality follows from the fact that p_j^* is the price preferred by firm j . The second inequality (labelled $(*)$) follows from the observations that $c_i \geq c_j$ and that $p_i^* < p_j^*$ implies that $\frac{X(p_i^*)}{n_i} - \frac{X(p_j^*)}{n_j} > 0$. It follows that

$$\frac{X(p_j^*)}{n_j}(p_j^* - c_i) > \frac{X(p_i^*)}{n_i}(p_i^* - c_i)$$

contradicting the initial assumption that $p_i^* < p_j^*$. Q.E.D.

Proof of theorem 1

Consider a firm $i \in \{0, 1, \dots, N\}$. Given the other firms' strategies, can this firm gain by a one stage deviation? First, by definition of p_i^* (and given the other firms' exit strategy) firm i cannot gain by quoting a price different from p_i^* . It is straightforward to see that firm i will strictly lose profits if it quotes a price $p < p_0^*$. Further, unilaterally changing its exit strategy (either leaving at a price $p > c_i$ or staying in the market at a price $p < c_i$) does not raise i 's profits and may reduce its profits. Since no firm can gain by a one stage deviation, the strategies form a SPE.

Finally, consider equation (1). The following reasoning shows that it cannot be optimal for firm 0 to choose a price $p \in (c_j, c_{j+1})$. By raising the price to c_{j+1} the number of firms in the market is unchanged ($n(p) = n(c_{j+1}) = j + 1$) while $X(c_{j+1})(c_{j+1} - c_0) > X(p)(p - c_0)$ by assumption 1. Q.E.D.

Proof of corollary 1

Since $\frac{X(c_{j+1})}{j+1}(c_{j+1} - c_0) > 0$, equation (1) implies that $p = c_0$ cannot be a SPE price. Q.E.D.

Proof of proposition 1

Suppose not, that is suppose there is a price $p' \neq p_0^*$ which is also a SPE price. This implies that at this price no firm can gain by a one stage deviation. So in particular, it must be the case that all firms with $c_i > p'$ have left the game (if not, they could avoid a negative profit by leaving). Next, consider a firm with $c_i < p'$. This firm must be active in the market. If not, it could gain (and would never lose) by staying in the market at the current price. In other words, for such a firm i to have left at a price $p' > c_i$ is a weakly dominated strategy (which is ruled out by assumption). Hence, it follows that the number of active players at this price p' equals

$$n(p') = \min \{j | c_j \geq p'\}$$

as defined in notation 1.

Given that at a price p' there are $n(p')$ firms active in the market, is it possible to rule out $p' < p_0^*$. First, consider the case where one firm, say firm j , reduces the price to p' . Then this firm j could do strictly better by not reducing the price. This can be seen as follows. Even firm 0 will not undercut the price $p' < p_0^*$ (because by assumption $\frac{X(c_i)}{i}(c_i - c_0)$ is increasing in i to the point where $c_i = p_0^*$). Hence firm j has to produce at the price p' and would have been strictly better off to produce at a price above p' . Hence one stage deviation rules out that one firm reduces the price to $p' < p_0^*$. Now consider the case where 2 or more firms simultaneously bid $p' < p_0^*$. This cannot be ruled out by one stage deviation. However, the same reasoning implies that these firms play weakly dominated strategies. They can never lose by not bidding p' (and may gain if the other firms refrain from bidding p' as well). Hence the assumption that players do not play weakly dominated strategies rules out $p' < p_0^*$.

Finally, consider $p' > p_0^*$. In this case it is always optimal for firm 0 to reduce the price to p_0^* (by definition of p_0^*). Hence a price $p' > p_0^*$ does not survive a one stage deviation by firm 0. What may stop firm 0 from reducing p' to p_0^* is the threat by another firm that such a price reduction will trigger a further price reduction to $p'' < p_0^*$. But as noted above, such a threat is not credible. Q.E.D.

Proof of proposition 2

Consider a one stage deviation by firm 0:

$$\pi^{dev} = qX(p_0^* - 1)(p_0^* - 1 - c_0) + (1 - q)\pi^{SPE} - \gamma$$

Hence firm 0 does not want to deviate (and therefore no other firm i wants to deviate either) if

$$\begin{aligned} \pi^{SPE} &> \pi^{dev} \\ &< \Rightarrow q\pi^{SPE} > qX(p_0^* - 1)(p_0^* - 1 - c_0) - \gamma \end{aligned}$$

Since $X(p_0^* - 1)(p_0^* - 1 - c_0) < n\pi^{SPE}$ a sufficient condition for this inequality to hold is

$$q < \frac{\gamma}{(n-1)\pi^{SPE}}$$

Q.E.D.

Proof proposition 3

Effect on firm 0's profits follows from a revealed preference argument. Any price firm 0 chooses after entry (or cost reduction by opponent), it could have chosen before but it did not. Moreover, any p is weakly less profitable after entry (or cost reduction) than before.

If entry or cost reduction leads to a higher price, clearly any firm with a marginal cost level strictly between the equilibrium prices before and after entry (cost reduction) gains in profits. Q.E.D.

Proof of proposition 4

Invert the demand relation $X(p)$ to $p(X)$. Then the producer surplus (PS) can be written as

$$\begin{aligned} PS &= \sum_{j=0}^{i-1} \frac{X}{i} (p(X) - c_j) \\ &= X(p(X) - \bar{c}_i) \end{aligned}$$

where $\bar{c}_i = \frac{1}{i} \sum_{j=0}^{i-1} c_j$. Consumer surplus (CS) can be written as

$$CS = \int_0^X p(y) dy - p(X)X$$

Hence welfare $W = PS + CS$ equals

$$W = \int_0^X p(y) dy - \bar{c}_i X$$

If entry or efficiency gains reduce both p (and hence raise X) and \bar{c}_i then W goes unambiguously up. Q.E.D.

Proof proposition 5

Note that $p' < p \leq p^m$ together with assumption 1 imply that

$$X(p)(p - c_0) > X(p')(p' - c_0)$$

(i) If $c_j \geq p$ is reduced to $c_j \in \langle p', p \rangle$, then ν goes up and hence $\Delta(p, p'; c_0)$ falls, making p' relatively more attractive compared to p .

(ii) Reducing c_0 while keeping n' and ν constant, one gets

$$\frac{d\Delta(p, p'; c_0)}{dc_0} = \frac{1}{n} \left[-X(p) + \frac{n' + \nu}{n'} X(p') \right] > 0$$

because $X(p') > X(p)$ and $\frac{n' + \nu}{n'} > 1$.

(iii) In this case, ν falls while n' rises. Hence $\Delta(p, p'; c_0)$ rises.

Finally, if $c_j > p'$ is reduced to $c_j < c_0$, then ν falls and n' rises tending to make p' less profitable compared to p . On the other hand, the cost level of the price leader falls, making p' relatively more profitable. Hence the overall effect is ambiguous. Q.E.D.

Proof of proposition 6

Entry with cost level above the higher price p has no effect on n' or ν and hence no effect on the relative profitability of p and p' .

If $c_e \in [p', p)$ then ν goes up while n' is unchanged. This makes p' relatively more profitable than p .

If $c_e \in [c_0, p')$ then ν is unchanged while n' increases. This makes p relatively more profitable than p' .

Finally, if $c_e < c_0$ then there are two effects. On the one hand (as in proposition 5) the reduction in the cost level of the price leader makes p' relatively more profitable. On the other hand, entry with $c_e < c_0$ raises n' while ν is unchanged. This makes p relatively more profitable. Hence the overall effect is ambiguous. Q.E.D.

Proof of proposition 7

The price p^* is chosen such that firm i cannot make strictly positive profits by entering. Entry by firm i is only profitable at a price $p > c_i$. Once the firm has entered, it is optimal for firm 0 to reduce the price in the next period to $p_0^* = c_i$ by definition of p_0^* and because this price change is in fact profitable (because $\frac{X(p_0^*)}{i} (p_0^* - c_{i-1}) \geq f + \gamma$ it follows that $\frac{X(p_0^*)}{i} (p_0^* - c_0) > \gamma$). Hence the only profit that firm i can make by entering is in the event where the customers arrive immediately after it enters. To maximize this profit, firm i quotes a price equal to $p^* - 1$. Hence i 's expected profits from entering equal

$$\pi^e = q(p^* - 1 - c_i) X(p^* - 1) + (1 - q)0 - f - \gamma$$

Setting this equal to 0 yields the expression for p^* in the proposition. Q.E.D.

Proof of lemma 3

It is routine to verify that for ε close enough to 0 the following rationing rule

$$\beta_j^\varepsilon(n) = \begin{cases} \frac{1}{n} + \varepsilon \left(\frac{n-1}{2} - j \right) & \text{if } j \leq n-1 \\ 0 & \text{if } j \geq n \end{cases}$$

satisfies $\beta_j^\varepsilon(n) \geq 0$ for all $j \in \{0, 1, \dots, n-1\}$, $\sum_{j=0}^{n-1} \beta_j^\varepsilon(n) = 1$ and does not violate the equilibrium inequalities at $p = c_i$. Q.E.D.

Proof of Corollary 2

Differentiating $\Delta(p, p'; t)$ with respect to t yields

$$\frac{d\Delta(p, p'; t)}{dt} = \frac{X'(p+t)}{n} (p - c_0) - \frac{X'(p'+t)}{n'} (p' - c_0)$$

Hence $\frac{d\Delta(p,p';t)}{dt} < 0$ if and only if

$$\left| \frac{X'(p+t)}{X'(p'+t)} \right| < \frac{\frac{p-c_0}{n}}{\frac{p'-c_0}{n'}} \quad (6)$$

The following proof by contradiction shows that the right hand side of this inequality is bigger than 1. Suppose not, that is suppose that $\frac{p-c_0}{n} < \frac{p'-c_0}{n'}$. Then $p' < p$ implies that

$$\frac{p-c_0}{n} X(p+t) < \frac{p'-c_0}{n'} X(p+t) < \frac{p'-c_0}{n'} X(p'+t)$$

which contradicts the fact that p is the optimal price (before t is increased).

Hence a sufficient condition for inequality (6) to hold is

$$\left| \frac{X'(p+t)}{X'(p'+t)} \right| \leq 1$$

which is satisfied if $X''(p) \geq 0$ for all p . Q.E.D.

Proof of Corollary 4

Suppose $p_0^* = c_n$ then equation (1) implies that

$$c_j - c_0 < \frac{j}{n} \frac{X(c_n)}{X(c_j)} (c_n - c_0)$$

for all $j < n$. Since $c_j < c_n$ implies that $X(c_j) > X(c_n)$, a necessary condition for this inequality to hold is

$$c_j - c_0 < \frac{j}{n} (c_n - c_0) \quad (7)$$

Summing over j (from $j = 0$ to $j = n - 1$), writing $p = c_n$ and dividing by the number of firms n yields

$$\bar{c}_n < c_0 + \frac{1}{2} \left(1 - \frac{1}{n} \right) (p - c_0)$$

To get the expression for the variance, subtract \bar{c}_n on both sides of (7). Since $\bar{c}_n \geq c_0$ a necessary condition for the resulting inequality to hold is

$$c_j - \bar{c}_n < \frac{j}{n} (p - c_0)$$

To get to the variance, note that this implies that

$$\frac{1}{n} \sum_{j=0}^{n-1} (c_j - \bar{c}_n)^2 < (p - c_0)^2 \frac{1}{n} \sum_{j=0}^{n-1} \left(\frac{j}{n} \right)^2$$

which can be written as the expression in the corollary. Q.E.D.

Figure 1: profits price leader

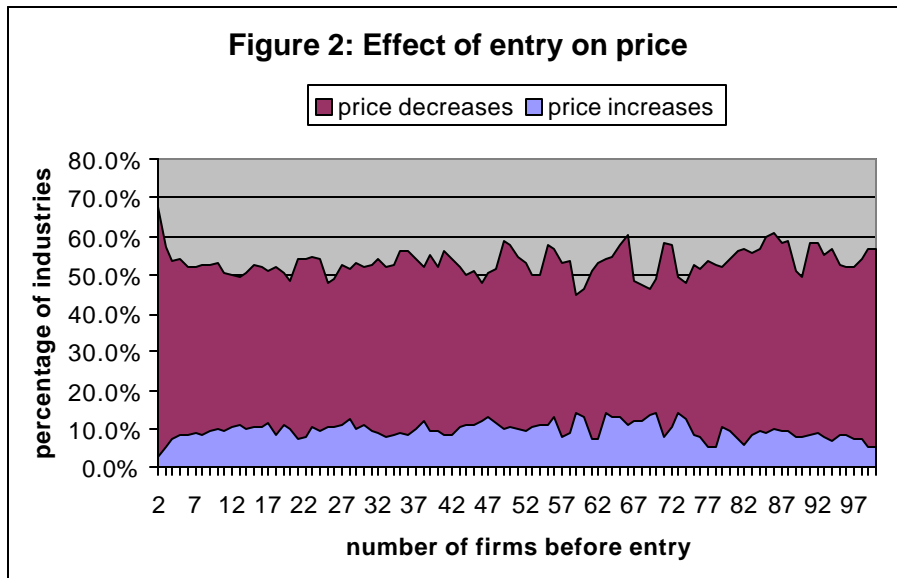
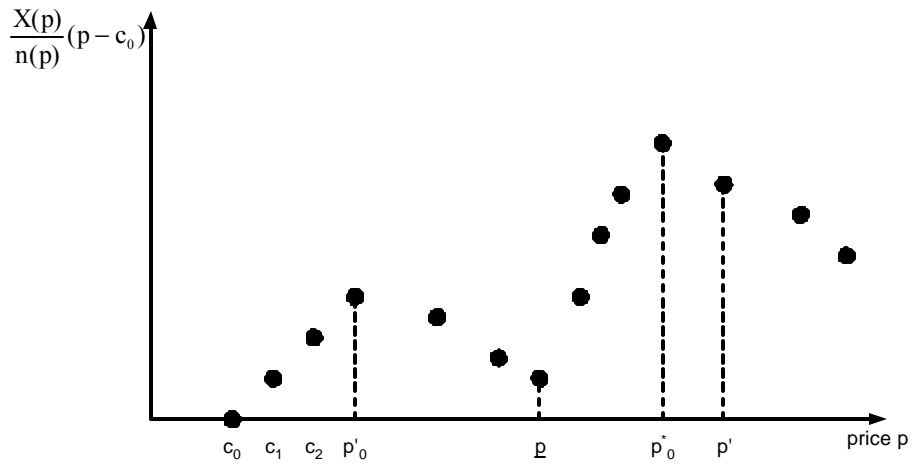
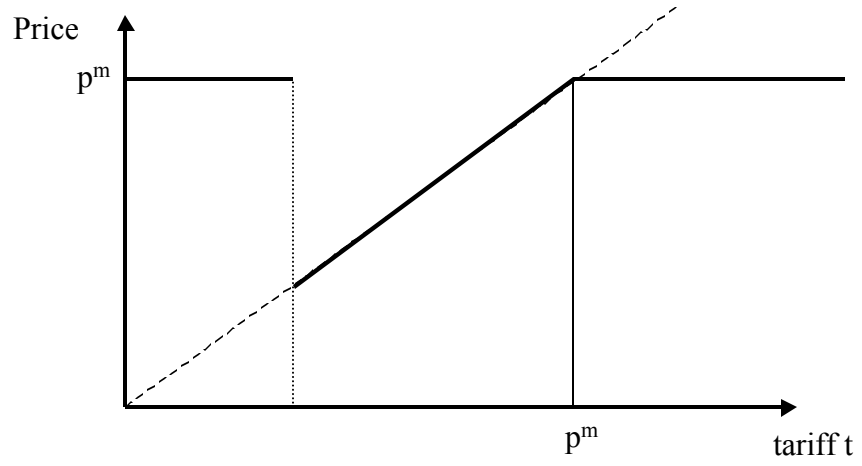


Figure 3: single European market



Bücher des Forschungsschwerpunkts Markt und politische Ökonomie
Books of the Research Area Markets and Political Economy

- Andreas Stephan
Essays on the Contribution of Public Infrastructure to Private: Production and its Political Economy
2002, dissertation.de
- Hans Mewis
Essays on Herd Behavior and Strategic Delegation
2001, Shaker Verlag
- Andreas Moerke
Organisationslernen über Netzwerke – Die personellen Verflechtungen von Führungsgremien japanischer Aktiengesellschaften
2001, Deutscher Universitäts-Verlag
- Silke Neubauer
Multimarket Contact and Organizational Design
2001, Deutscher Universitäts-Verlag
- Lars-Hendrik Röller, Christian Wey (Eds.)
Die Soziale Marktwirtschaft in der neuen Weltwirtschaft, WZB Jahrbuch 2001
2001, edition sigma
- Michael Tröge
Competition in Credit Markets: A Theoretic Analysis
2001, Deutscher Universitäts-Verlag
- Tobias Miarka
Financial Intermediation and Deregulation: A Critical Analysis of Japanese Bank-Firm-Relationships
2000, Physica-Verlag
- Rita Zobel
Beschäftigungsveränderungen und organisationales Lernen in japanischen Industriegesellschaften
2000, Humboldt-Universität zu Berlin
<http://dohost.rz.hu-berlin.de/dissertationen/zobel-rita-2000-06-19>
- Jos Jansen
Essays on Incentives in Regulation and Innovation
2000, Tilburg University
- Ralph Siebert
Innovation, Research Joint Ventures, and Multiproduct Competition
2000, Humboldt-Universität zu Berlin
<http://dohost.rz.hu-berlin.de/dissertationen/siebert-ralph-2000-03-23/>
- Damien J. Neven, Lars-Hendrik Röller (Eds.)
The Political Economy of Industrial Policy in Europe and the Member States
2000, edition sigma
- Jianping Yang
Bankbeziehungen deutscher Unternehmen: Investitionsverhalten und Risikoanalyse
2000, Deutscher Universitäts-Verlag
- Christoph Schenk
Cooperation between Competitors – Subcontracting and the Influence of Information, Production and Capacity on Market Structure and Competition
1999, Humboldt-Universität zu Berlin
<http://dohost.rz.hu-berlin.de/dissertationen/schenk-christoph-1999-11-16>
- Horst Albach, Ulrike Görtzen, Rita Zobel (Eds.)
Information Processing as a Competitive Advantage of Japanese Firms
1999, edition sigma
- Dieter Köster
Wettbewerb in Netzproduktmärkten
1999, Deutscher Universitäts-Verlag
- Christian Wey
Marktorganisation durch Standardisierung: Ein Beitrag zur Neuen Institutionenökonomik des Marktes
1999, edition sigma
- Horst Albach, Meinolf Dierkes, Ariane Berthoin Antal, Kristina Vaillant (Hg.)
Organisationslernen – institutionelle und kulturelle Dimensionen
WZB-Jahrbuch 1998
1998, edition sigma
- Lars Bergman, Chris Doyle, Jordi Gual, Lars Hultkrantz, Damien Neven, Lars-Hendrik Röller, Leonard Waverman
Europe's Network Industries: Conflicting Priorities - Telecommunications
Monitoring European Deregulation 1
1998, Centre for Economic Policy Research
- Manfred Fleischer
The Inefficiency Trap
Strategy Failure in the German Machine Tool Industry
1997, edition sigma
- Christian Göseke
Information Gathering and Dissemination
The Contribution of JETRO to Japanese Competitiveness
1997, Deutscher Universitäts-Verlag

DISCUSSION PAPERS 2001

Fredrik Andersson Kai A. Konrad	Globalization and Human Capital Formation	FS IV 01 – 01
Andreas Stephan	Regional Infrastructure Policy and its Impact on Productivity: A Comparison of Germany and France	FS IV 01 – 02
Tomaso Duso	Lobbying and Regulation in a Political Economy: Evidence from the US Cellular Industry	FS IV 01 – 03
Steffen Huck Kai A. Konrad Wieland Müller	Merger and Collusion in Contest	FS IV 01 – 04
Steffen Huck Kai A. Konrad Wieland Müller	Profitable Horizontal Mergers without Cost Advantages: The Role of Internal Organization, Information, and Market Structure	FS IV 01 – 05
Jos Jansen	Strategic Information Revelation and Revenue Sharing in an R&D Race <i>(A revision of FS IV 99-11)</i>	FS IV 01 – 06
Astrid Jung	Are Product Innovation and Flexible Technology Complements?	FS IV 01 – 07
Jonas Björnerstedt Johan Stennek	Bilateral Oligopoly	FS IV 01 – 08
Manfred Fleischer	Regulierungswettbewerb und Innovation in der chemischen Industrie	FS IV 01 – 09
Karl Wärneryd	Rent, Risk, and Replication – Preference Adaptation in Winner-Take-All Markets	FS IV 01 – 10
Karl Wärneryd	Information in Conflicts	FS IV 01 – 11
Steffen Huck Kai A. Konrad	Merger Profitability and Trade Policy	FS IV 01 – 12
Michal Grajek	Gender Pay Gap in Poland	FS IV 01 – 13
Achim Kemmerling Andreas Stephan	The Contribution of Local Public Infra-structure to Private Productivity and its Political-Economy: Evidence from a Panel of Large German Cities	FS IV 01 – 14
Suchan Chae Paul Heidhues	Nash Bargaining Solution with Coalitions and the Joint Bargaining Paradox	FS IV 01 – 15
Kai A. Konrad Harald Künemund Kjell Erik Lommerud Julio R. Robledo	Geography of the Family	FS IV 01 – 16
Tomaso Duso Lars-Hendrik Röller	Towards a Political Economy of Industrial Organization: Empirical Regularities from Deregulation	FS IV 01 – 17

Kai A. Konrad	Investment in the Absence of Property Rights – The Role of Incumbency Advantages	FS IV 01 – 18
Roman Inderst Christian Wey	Bargaining, Mergers, and Technology Choice in Bilaterally Oligopolistic Industries	FS IV 01 – 19
Kai A. Konrad Helmut Seitz	Fiscal Federalism and Risk Sharing in Germany: The Role of Size Differences	FS IV 01 – 20
Klaus Gugler Dennis C. Mueller B. Burcin Yurtoglu Christine Zulehner	The Effects of Mergers: An International Comparison	FS IV 01 – 21
Kjell Erik Lommerud Odd Rune Straume Lars Sørgaard	Downstream Merger with Oligopolistic Input Suppliers	FS IV 01 – 22
Andreas Blume Paul Heidhues	Tacit Collusion in Repeated Auctions	FS IV 01 – 23
Roman Inders Christian Wey	The Incentives for Takeover in Oligopoly	FS IV 01 – 24
Klaus Gugler Dennis C. Mueller B. Burcin Yurtoglu	Corporate Governance, Capital Market Discipline and the Returns on Investment	FS IV 01 – 25
Sven-Olof Fridolfsson Johan Stennek	Why Mergers Reduce Profits and Raise Share Prices: A Theory of Preemptive Mergers	FS IV 01 – 26

DISCUSSION PAPERS 2002

Fredrik Andersson Kai A. Konrad	Human Capital Investment and Globalization in Extortionary States	FS IV 02 – 01
Lars-Hendrik Röller Christian Wey	Merger Control in the New Economy	FS IV 02 – 02
Talat Mahmood Klaus Schömann	Die Determinanten der Migrationsentscheidung von IT-Hochschulabsolventen aus Pakistan – Empirische Befunde zur Ausgestaltung der deutschen „Green Card“	FS IV 02 – 03
Jos Jansen	The Effects of Disclosure Regulation on Innovative Firms: Common Values	FS IV 02 – 04
Jos Jansen	The Effects of Disclosure Regulation on Innovative Firms: Private Values	FS IV 02 – 05
Günter Franke Harris Schlesinger Richard C. Stapleton	Multiplicative Background Risk	FS IV 02 – 06
Tomaso Duso	On the Politics of the Regulatory Reform: Econometric Evidence from the OECD Countries	FS IV 02 – 07
Johan Lagerlöf Paul Heidhues	On the Desirability of an Efficiency Defense in Merger Control	FS IV 02 – 08
Olivier Cadot Lars-Hendrik Röller Andreas Stephan	Contribution to Productivity or Pork Barrel? The Two Faces of Infrastructure Investment	FS IV 02 – 09
Justus Haucap Christian Wey	Unionization Structures and Firms' Incentives for Productivity Enhancing Investments	FS IV 02 – 10
Heidrun C. Hoppe Emre Ozdenoren	Intermediation in Innovation	FS IV 02 – 11
Rainer Nitsche	On the Effectiveness of Anti-Predation Rules	FS IV 02 – 12
Daniel Krähmer	Entry and Experimentation in Oligopolistic Markets for Experience Goods	FS IV 02 – 13
J. Peter Murmann	The Coevolution of Industries and National Institutions: Theory and Evidence	FS IV 02 – 14
Kai A. Konrad	Terrorism and the State	FS IV 02 – 15
Robert Nuscheler	Physician Reimbursement, Time-Consistency and the Quality of Care	FS IV 02 – 16
Fredrik Andersson Kai A. Konrad	Taxation and Education Investment in the Tertiary Sector	FS IV 02 – 17

Bei Ihren Bestellungen von WZB-Papers schicken Sie bitte unbedingt einen an Sie adressierten Aufkleber mit sowie je paper eine Briefmarke im Wert von 0,51 Euro oder einen "Coupon Reponse International" (für Besteller aus dem Ausland)

Please send a self addressed label and postage stamps in the amount of 0.51 Euro or a "Coupon-Reponse International" (if you are ordering from outside Germany) for each WZB-paper requested

Bestellschein

Order Form

Absender / Return Address:

Wissenschaftszentrum Berlin
für Sozialforschung
Presse- und informationsreferat
Reichpietschufer 50

D-10785 Berlin-Tiergarten

**Hiermit bestelle ich folgende(s)
Discussion paper(s):**

**Please send me the following
Discussion paper(s):**

Bestell-Nr. / Order no.	Autor/in, Kurztitel /Author(s) / Title(s) in brief