

Fritsch, Michael

Working Paper

Does R&D-cooperation behavior differ between regions?

Freiberger Arbeitspapiere, No. 2002/04

Provided in Cooperation with:

TU Bergakademie Freiberg, Faculty of Economics and Business Administration

Suggested Citation: Fritsch, Michael (2002) : Does R&D-cooperation behavior differ between regions?, Freiberger Arbeitspapiere, No. 2002/04, Technische Universität Bergakademie Freiberg, Fakultät für Wirtschaftswissenschaften, Freiberg

This Version is available at:

<https://hdl.handle.net/10419/48379>

Standard-Nutzungsbedingungen:

Die Dokumente auf EconStor dürfen zu eigenen wissenschaftlichen Zwecken und zum Privatgebrauch gespeichert und kopiert werden.

Sie dürfen die Dokumente nicht für öffentliche oder kommerzielle Zwecke vervielfältigen, öffentlich ausstellen, öffentlich zugänglich machen, vertreiben oder anderweitig nutzen.

Sofern die Verfasser die Dokumente unter Open-Content-Lizenzen (insbesondere CC-Lizenzen) zur Verfügung gestellt haben sollten, gelten abweichend von diesen Nutzungsbedingungen die in der dort genannten Lizenz gewährten Nutzungsrechte.

Terms of use:

Documents in EconStor may be saved and copied for your personal and scholarly purposes.

You are not to copy documents for public or commercial purposes, to exhibit the documents publicly, to make them publicly available on the internet, or to distribute or otherwise use the documents in public.

If the documents have been made available under an Open Content Licence (especially Creative Commons Licences), you may exercise further usage rights as specified in the indicated licence.

TECHNICAL UNIVERSITY BERGAKADEMIE
FREIBERG
TECHNISCHE UNIVERSITÄT BERGAKADEMIE
FREIBERG
FACULTY OF ECONOMICS AND BUSINESS ADMINISTRATION
FAKULTÄT FÜR WIRTSCHAFTSWISSENSCHAFTEN



Michael Fritsch

Does R&D-Cooperation Behavior Differ between Regions?

FREIBERG WORKING PAPERS
FREIBERGER ARBEITSPAPIERE

04
2002

The Faculty of Economics and Business Administration is an institution for teaching and research at the Technical University Bergakademie Freiberg (Saxony). For more detailed

information about research and educational activities see our homepage in the World Wide Web (WWW): <http://www.wiwi.tu-freiberg.de/index.html>.

Address for correspondence:

Prof. Dr. Michael Fritsch
Technische Universität Bergakademie Freiberg
Fakultät für Wirtschaftswissenschaften
Lehrstuhl für Wirtschaftspolitik und
Forschungsstelle “Innovationsökonomik”
Lessingstraße 45, D-09596 Freiberg
Tel.: ++49 / 3731 / 39 24 39
Fax: ++49 / 3731 / 39 36 90
E-mail: fritschm@vwl.tu-freiberg.de

SN 0949-9970

The Freiberg Working Paper is a copyrighted publication. No part of this publication may be reproduced, stored in a retrieval system, or transmitted in any form or by any means, electronic, mechanical, photocopying, recording, translating, or otherwise without prior permission of the publishers.

All rights reserved.

Does R&D-Cooperation Behavior Differ between Regions?

Michael Fritsch

January 2002

Address for Correspondence:

Prof. Dr. Michael Fritsch
Technical University of Freiberg
Faculty of Economics and Business Administration
Lessingstr. 45

D-09596 Freiberg

Tel : ++49 / 3731 / 39 - 24 39

Fax: ++49 / 3731 / 39 36 90

E-mail: fritschm@vwl.tu-freiberg.de

Contents

Abstract / Zusammenfassung.....	II
1. Introduction.....	1
2. Possible effects of R&D cooperation on innovation activity	1
3. Data.....	3
3.1 The spatial framework	3
3.2 Indicators for co-operation.....	5
4. Interregional differences with regard to cooperation behavior.....	7
4.1 Overview.....	7
4.2 Multivariate analysis.....	11
5. Conclusions.....	16
References.....	18

Abstract

This paper investigates interregional differences in cooperative behavior of manufacturing establishments in the field of research and development (R&D). The empirical analysis for eleven European regions reveals a number of significant differences between these regions in the propensity to cooperate as well as with respect to the number of cooperation partners between the regions.

JEL classification: D21, L6, O32, R30

Keywords: Innovation, R&D-cooperation, regional innovation systems

Zusammenfassung

“Variiert FuE-Kooperationsverhalten zwischen Regionen ?”

Die Arbeit geht der Frage nach, inwiefern interregionale Unterschiede des Kooperationsverhaltens von Industriebetrieben auf dem Gebiet der Forschung und Entwicklung (FuE) bestehen. Die empirische Analyse für elf europäische Regionen ergibt eine Reihe an signifikanten Unterschieden zwischen diesen Regionen sowohl hinsichtlich der Kooperationsneigung als auch in Bezug auf die Anzahl der Kooperationspartner.

JEL-Klassifikation: D21, L6, O32, R30

Schlagworte: Innovation, FuE-Kooperation, Regionale Innovations-systeme

1. Introduction

Co-operation in the field of research and development (R&D) constitutes a main ingredient in recent attempts to explain regional economic development. It plays a prominent role, for example, in the concept of ‘innovative milieus’ (Aydalot and Keeble, 1988; Crevoisier and Maillat, 1991) as well as in the literature about innovation ‘networks’ (cf. Camagni, 1991; Grabher, 1993) and on ‘industrial districts’ (cf. Porter 1998; Pyke, Beccatini and Sengenberger, 1990). Furthermore, R&D cooperation is assumed to be an important vehicle for knowledge spillovers that constitute a fundamental element in recent approaches to growth theory (cf. Krugman, 1991; Romer, 1994) and in the concept of (national or regional) innovation systems (cf. Lundvall, 1992a; Nelson, 1993; Edquist, 1997; Cooke, Uranga and Etxebarria, 1997). However, beyond some more or less ‘anecdotal’ evidence, little is known in how far differences between regions with regard to the R&D co-operation really exist and whether such differences in co-operative behavior could provide an explanation for divergent economic performance.

This paper attempts to throw some light on the role of R&D cooperation by analyzing magnitude and significance of differences in R&D cooperative behavior of manufacturing establishments in eleven European regions. After a brief review of the main hypothesis concerning possible effects of R&D cooperation on innovation activity (Section 2), some information on the spatial framework of the analysis and the indicators for R&D co-operation is given (Section 3). The results of the empirical analyses of R&D-cooperative behavior are discussed in Section 4. The final section summarizes main findings and draws some conclusions.

2. Possible effects of R&D cooperation on innovation activity

An important difference between R&D and a ‘normal’ production process is that the final result of innovation activity is often more or less unknown, so that

it cannot be completely specified beforehand. For this reason, a division of innovative labor between firms inevitably includes incomplete contracts that leave room for opportunistic behavior, i.e., self-serving interpretation of the terms of the contract to the disadvantage of other contract parties. Therefore, engaging in such incompletely specified, long-term agreements ('relational contracting') may require a considerable degree of trust.¹ For this reason, many relationships in the division of innovative labor between organizations may be characterized as a cooperation in a relatively wide definition of the term.² According to such a broad definition, every relationship between actors that involves more than just a spot-market exchange but which is not subject to complete hierarchical control may be considered a cooperation.

The literature on the relationship between cooperation behavior and innovation activities suggests that cooperation should be conducive to innovation processes for at least two reasons (cf. Fritsch and Lukas, 1999, 158f.). First, as has already been explained, to benefit from the advantages of labor division in the field of innovation activities, some sort of cooperation according to the wide definition of the term given above is unavoidable. Assuming that labor division results in efficiency gains one may expect that intensive R&D cooperation will lead to relatively high productivity of innovation processes. Second, as far as cooperative relationships are characterized by a relatively 'open' exchange of information, such information flows may have a stimulating effect on innovation activities³. Many authors suggest that not only formal cooperative relationships like joint ventures or contract research serve as conduits for knowledge flows, but that informal relationships like 'information trading' (reciprocal exchanges of information between personnel of competing firms) play a significant role (e.g., von Hippel, 1987; Saxenian, 1994).

¹ See MacNeil (1978) for a detailed characterization of the different types of agreement.

² It is quite remarkable that many studies of cooperation between organizations leave the exact definition of a cooperative relationship more or less open. The above definition is in accordance with the way the term is used in most of the literature on cooperation.

³ See for example Axelsson (1992), Lundvall (1992b), and Powell (1990).

Although the importance of R&D cooperation for a division of innovative labor has been widely recognized, many questions remain unanswered. For example, very little is known about what effect spatial proximity has on the establishment and maintenance of cooperative relationships (see for example Audretsch and Stephan, 1996). To what extent does the supply of cooperation partners in a region affect the likelihood of establishing such a relationship? We also know only little about the significance of interregional differences in the propensity of enterprises to cooperate. If such differences exist, is there a relationship between cooperation behavior and the quality of the regional innovation system?

3. Data

3.1 The spatial framework

The empirical analyses reported here are based on data gathered by a postal inquiry of manufacturing enterprises in eleven European regions (Figure 1). This inquiry was carried out in two phases between 1995 and 1998, and resulted in approximately 4,300 usable questionnaires which constitute the data set. The questions concentrated on innovation related issues, but also gathered general information on each enterprise, such as the number of employees, the amount of turnover, characteristics of the product program, etc. (for a more detailed description of the data set see Sternberg, 2000).

Four of the eleven regions in which the inquiry was carried out, are dominated by large cities of international importance. These regions are Barcelona, Rotterdam, Stockholm, and Vienna, with the latter two cities serving as national capitals. Two of the regions in our sample, Saxony and Slovenia, were under socialist regimes until 1990/1991 and are faced with the need to more or less completely reorganize their innovation system. Baden, one of the two West German regions in the sample, is said to have a relatively well-functioning

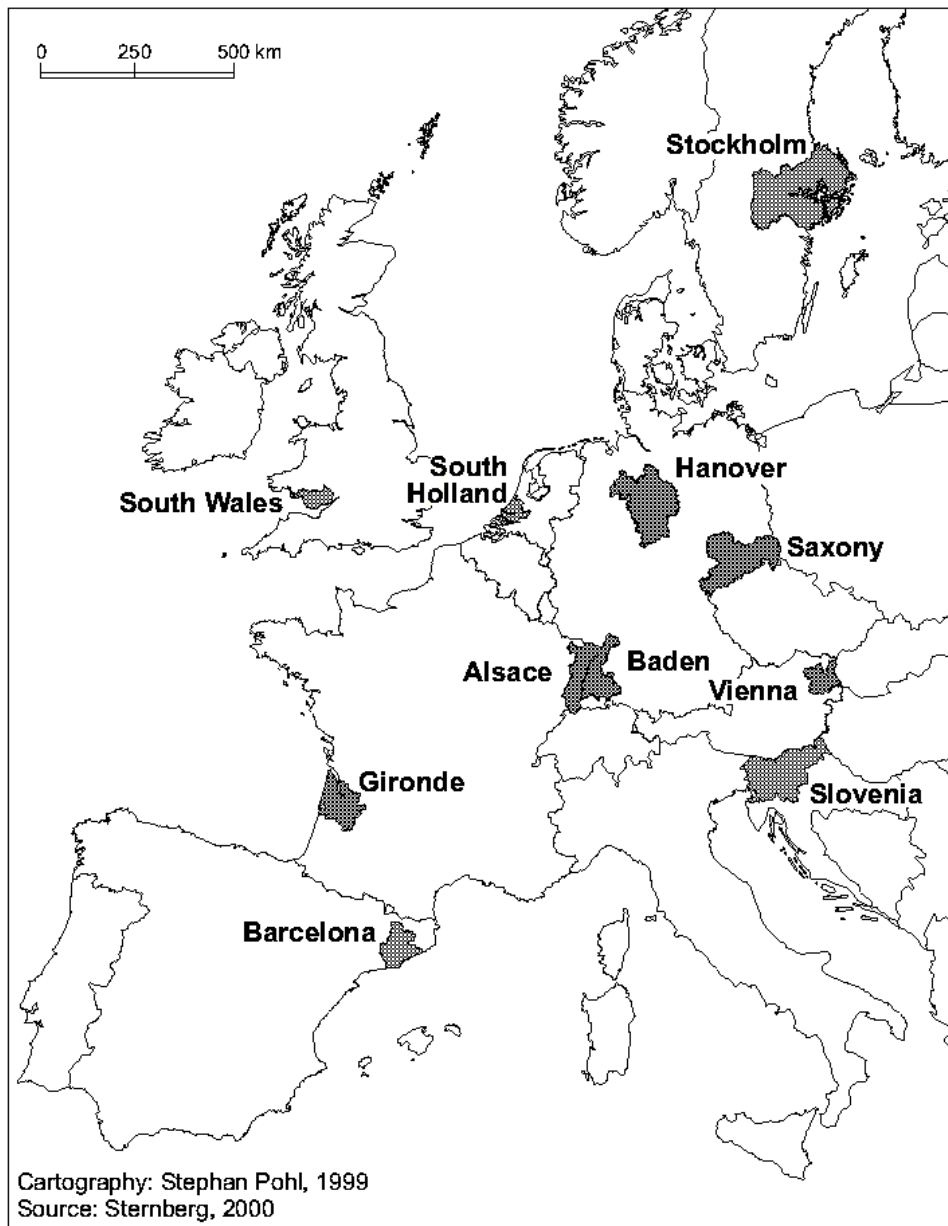


Figure 1: Case study areas

innovation system (Cooke, 1996; Heidenreich and Krauss, 1998). In the other West German region of Hanover, there is a relatively high share of large-scale industries (e.g., automobiles, steel) while the proportion of employment in new innovative industries is comparatively low. The French border region of Alsace,

which is adjacent to the Baden region in Germany, represents a relatively rural area. The second French region, Gironde, has a significant share of employment in high-tech industries most of which are well-integrated into the global division of labor. Finally, South-Wales represents an old industrialized region that has experienced a considerable employment shift from ‘old’ declining industries to ‘new’ high tech industries in recent years (cf. Cooke, 1998). Due to the great variety with regard to economic development and local conditions of the regions in our sample, we may expect to find some differences with regard to innovation activities, particularly concerning R&D cooperation in the data.⁴

The four regions in our sample that are dominated by large cities of international importance (Barcelona, Rotterdam, Stockholm, and Vienna) may be classified as ‘centers’ according to a center-periphery paradigm, that is rather popular in the literature dealing with the impact of location on innovation activities (for a brief overview see Fritsch, 2000, 410f.). In a broad sense, a region in the ‘center’ may be defined as an easily accessible location characterized by relatively high density of population and economic activity that ranks relatively high rank in the spatial hierarchy. In contrast, regions in the ‘periphery’ are lacking these properties. They are characterized by relatively low density, poor accessibility, and rank relatively low in the spatial hierarchy. If spatial proximity is of importance for establishing and maintaining R&D cooperation, one can expect that the propensity to cooperate is also relatively high in the center regions due to the rich supply of cooperation partners.

3.2 Indicators for co-operation

Information on R&D cooperation with the different types of partners was gathered through a number of questions. One sort of question tried to assess whether or not in the preceding three years the respective enterprise had

⁴ For an overview of economic conditions and innovation activities in the different regions see

maintained cooperative relationship with a certain type of partner that was focused on innovation activities. This particular question was asked about each of the five types of partners:

- customers
- manufacturing suppliers
- suppliers of business services⁵
- “other”, non-vertically related firms
- publicly funded research institutions

The research institutions were comprised of the universities⁶ and publicly funded non-university research institutions. The “other” firms are non-vertically related businesses, particularly including competitors. There are clear indications that most of the relationships to “other” firms were horizontal in nature. Co-operation with suppliers or customers was defined as a relationship which went beyond “normal” business interaction. With regard to “other” firms and publicly-funded research institutes, all kinds of relationships were assumed to be cooperative. For each partner type, we know the number of cooperative relationships within different regional categories (“within the region”, “rest of the country”, “abroad”).⁷ However, we have no information about further

Fritsch (2000).

⁵ Main fields were software development, tax and legal examination, auditing, business consultancy, market research, advertising, engineering and planning services, check and test services, architecture, etc. For some of the regions (Alsace, Baden, Hanover and Saxony), information about cooperative relationships with suppliers of business oriented services was not raised in the same way as the information on cooperation with other partner types. Therefore, relationships with suppliers of business services had been left out in analyses that were focused on these regions.

⁶ In Germany, this included the *Fachhochschulen* (universities with a particular focus on applied studies in engineering, business and other subject areas).

⁷ We also have some information on the intensity of the collaboration and some other related issues. Unfortunately, there were some severe differences between the case study regions concerning the questions used to gather information on cooperative relationships so that parts of the information is not comparable for all eleven regions. For an overview of the different kinds of cooperative relationship with the different partner types see Fritsch and Lukas (2001).

characteristics of cooperation partners such as their size, their structure or if there is any common ownership or legal merging of cooperating units.

Suppliers of business oriented services have been most frequently named as a partner for R&D cooperation. 67.3% of all manufacturing enterprises maintained cooperative relationship with this type of partner. Also, more than half of the respondents, 58.2%, claimed to have R&D cooperation with their customers. The share of establishments with at least one cooperative relationship with their manufacturing suppliers, amounted to 45.4% while R&D cooperation with public research institutions (30.0% of all enterprises) and with “other” firms (25.9%) was less common.

4. Interregional differences with regard to cooperation behavior

4.1 Overview

There exist remarkable differences between the case study areas with regard to R&D cooperation behavior. Looking at the share of enterprises that maintain at least one cooperative relationship to a certain kind of partner (Figure 2), we find above average values particularly in Baden, Hanover, Saxony, and in Slovenia. Conversely, these shares are relatively low in Stockholm and in Vienna. There is no somewhat clear tendency towards higher shares of cooperating enterprises in the four ‘centers’ in our sample (Barcelona, Rotterdam, Stockholm and Vienna). On the contrary, the share of establishment with cooperative relationships tends to be higher in the less urbanized regions. The lowest shares of cooperating establishments are found in Vienna, Stockholm, South Wales and in Alsace. For establishments in Hanover, Saxony and in Slovenia this share is relatively high. In Baden, the proportion of enterprises with R&D cooperation is above the average but has by far not the highest value. Noticeably, when a relatively high (low) share of establishments with cooperative relationships to a certain type of partner can be found in a region,

Figure 2: The propensity to cooperate in the case study areas

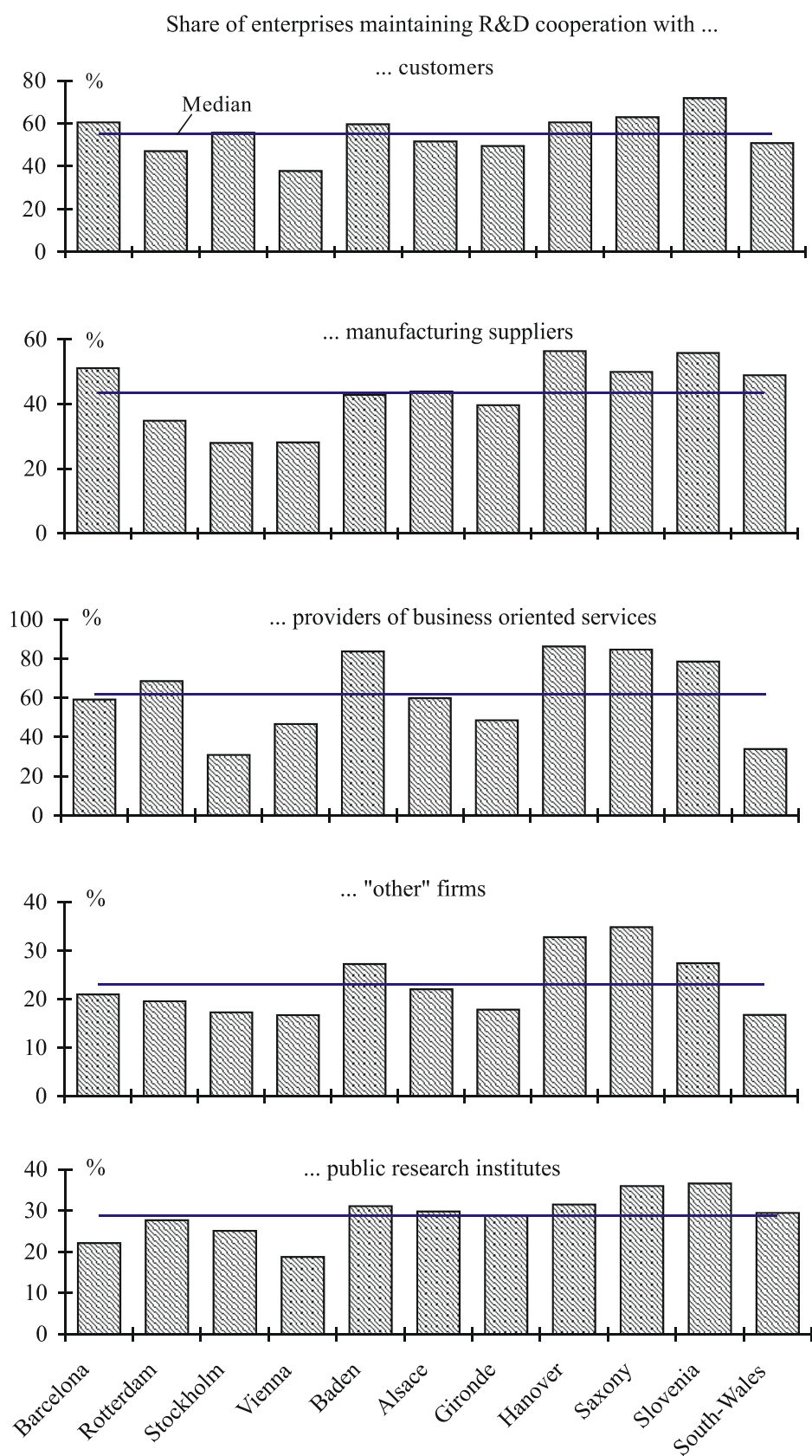
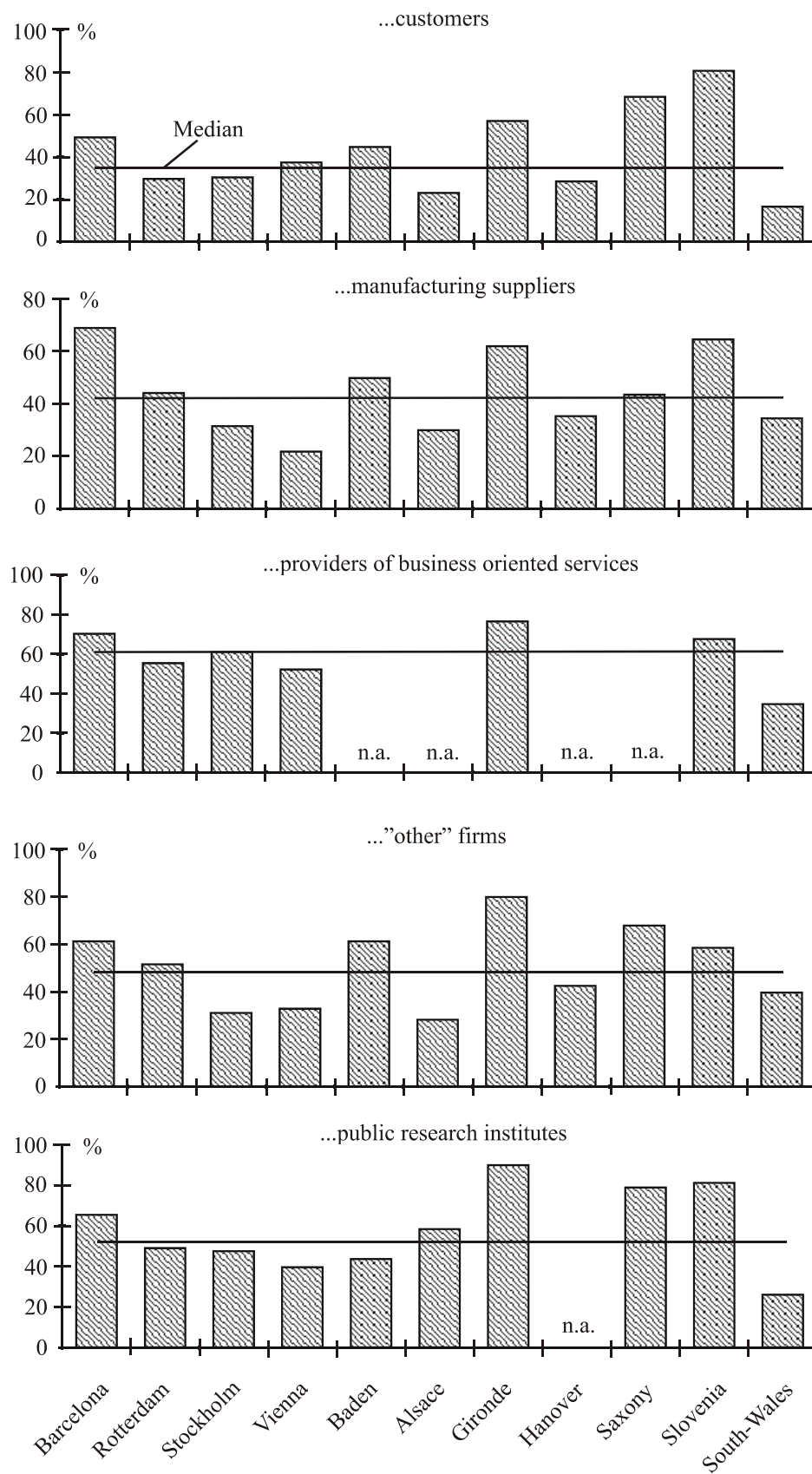


Figure 3: Share of cooperative relationships with actors located in the same region



the propensity to have R&D cooperation with another kind of partner tends to be also relatively high (low). This indicates that cooperativeness is not limited to a certain type of partner (e.g., customers), but represents a more general attitude, quite likely involving various kinds of actors.

Calculating the fraction of cooperative relationships with partners in the same case study area reveals pronounced differences between regions, as well as between partner types (Figure 3). A relatively high share of local ties can be found for relationships with suppliers of business oriented services, public research institutes and 'other' firms. This may be understood as an indication for relatively high importance of spatial proximity in establishing and maintaining cooperative relationships with these types of partners. If this interpretation is correct, then spatial proximity is of only relatively minor importance for cooperative relationships with customers and manufacturing suppliers because for these types of actors, the proportion of local partners is relatively low. One may, therefore, suspect that the presence of competitors, service providers and research institutions in the region plays a more significant role as a locational factor for R&D activities than having customers and manufacturing suppliers located nearby. Comparisons of the shares of cooperative relationships with partners in the same region between the case study areas may be problematic because of varying geographical size and economic potentials. Nevertheless, it is quite interesting that the proportion of local partners is not higher in the four urbanized regions of the sample that can be assumed to be characterized by a rich supply of opportunities to cooperate. Obviously, a high number of potential partners for cooperation in a region does not automatically lead to a correspondingly high degree of local networking.

Identifying differences between regions with regard to the share of enterprises that maintain a certain kind of cooperative relationship is not sufficient for concluding that there exist regional differences in the propensity of firms to have cooperative relationships. The reason is simply that the relatively high share of establishments with such cooperative relationships in a region could be the result of a correspondingly high share of establishments that possess

characteristics of businesses that are likely to engage in R&D co-operation (e.g., firms that are relatively large or have a relatively high share of R&D employees). In order to identify interregional differences in the propensity to cooperate it is, therefore, desirable to control for the effects of the characteristics of cooperating establishments by applying multivariate analyses. Hence, models for the propensity to maintain a least one cooperative relationship as well as for the number of such relationships are estimated with the relevant characteristics of the establishments as independent variables, including dummy variables for the respective region. These dummy-variables assume the value 1, if the establishment is located in a certain region and 0 if not located in that region. The establishments in Baden were taken as the control group. A statistically significant coefficient for a regional dummy variable indicates that the establishments in the respective region show a higher or lower propensity to cooperate (depending on the sign of the respective coefficient) than establishments in the control group. This method of analysis ensures that the regional differences identified are not caused by interregional variance with respect to the establishment characteristics controlled for in the multivariate approach.

4.2 Multivariate analysis

To analyse the impact of exogenous variables on the propensity to cooperate as well as on the number of cooperative relationships, a two stage count-data hurdle model is applied here.⁸ This model has two parts. The first part consists of a logit model, which aims to explain whether the respective enterprise has at least one cooperative relationship with a certain type of partner or not. The second part is restricted to those enterprises that have overcome this 'hurdle' of having at least one cooperative relationship with a certain type of partner and analyses those factors that determine the number of such contacts. A major advantage of the logit-negbin hurdle model which is applied here over an

⁸ See Winkelmann and Zimmermann (1995) for a detailed description of this kind of model.

ordinary count data model is that it deals with the problem of ‘too many’ zero values in the data compared to an ordinary Poisson distribution. This type of model is, therefore, in good accordance with the basic assumptions of the estimation procedure. The model also allows for differences with regard to the determinants of the decision to cooperate at all with a certain kind of partner and the factors that explain the number of such cooperative relationships. Assuming that the number of cooperative relationships results from a Poisson-like process, Poisson-regression analysis may be used as estimation method. However, negative-binomial (negbin) regression was applied here because it is based on somewhat more general assumptions than Poisson regression.⁹

The main characteristics of the establishments that proved to have a significant impact on cooperation behavior and that were controlled for in the empirical analysis are establishment size (measured as natural logarithm of the number of employees) and the share of R&D employees. The propensity to have at least one cooperative relationship as well as the number of cooperation partners tends to be relatively high for large enterprises and for enterprises with a high share of R&D employees. The influence of these two variables was more or less the same with regard to cooperative relationships for all the different partner types (see Fritsch and Lukas, 2001 for details). This corresponds to the observation that a positive attitude towards R&D cooperation tends to be a phenomenon that is not restricted to one type of partner (cf. Figure 2). Twelve industry-dummies were included into the models to control for industry-specific effects.¹⁰ The estimated coefficients for the regional dummy variables indicate

⁹ Negative binomial regression allows for a greater variance of observations than is assumed for a Poisson process. For a more detailed description of these estimation methods see Green (1997, 931-939).

¹⁰ A further variable that tends to be positively related with cooperation behavior is the existence of a ‘gatekeeper’, who is screening the environment relevant for the innovation activity. Establishments that maintain R&D cooperation are also often characterized by a relatively high level of aspiration in their R&D activity. Furthermore, some types of cooperation seem to effect in a relatively low share of value added to turnover in the cooperating firms indicating the outsourcing of certain tasks that would otherwise have to be fulfilled within the enterprise itself. For details see Fritsch (2001a) and Fritsch and Lukas (2001). These variables were omitted here for two reasons. First, some of them were only available for a subsample of establishments. Second, a relatively high aspiration level in

Table 1: The propensity to cooperate with public research institutes – logit-negbin hurdle models⁺

	yes/no (logit)	no. of relations (negbin)
Number of employees (ln)	0.735** (20.13)	0.226** (7.42)
R&D-intensity (share of R&D employees)	0.043** (11.87)	0.023** (8.48)
<i>Industry dummies:</i>		
Food, beverages and tobacco	-0.533** (2.58)	0.032 (0.17)
Textiles, clothing, leather	-0.414* (1.95)	0.016 (0.09)
Wood (excl. Furniture)	-0.731** (2.77)	0.145 (0.59)
Paper, printing, publishing	-0.741** (3.61)	-0.105 (0.56)
Furniture, jewelry, musical instruments, toys	-1.156** (4.64)	-0.254 (1.06)
Mineral oil, chemicals	-0.303 (1.42)	0.400* (2.44)
Rubber and plastics	-0.494* (2.20)	-0.057 (0.26)
Stone, ceramics and glass	-0.420 (1.88)	0.112 (0.56)
Metal products, recycling	-0.357* (2.13)	-0.103 (0.74)
Mechanical engineering	-0.053 (0.31)	0.292* (2.22)
Vehicles	-0.585** (2.65)	-0.271 (1.42)
Data processing, electrical and electronic equipment	-0.342 (1.82)	-0.221 (1.38)
<i>Regional dummies:</i>		
Barcelona	-0.389* (2.04)	0.245 (1.443)
Rotterdam	-0.311 (0.21)	0.158 (0.88)
Stockholm	-0.205 (1.14)	0.322 (0.96)
Vienna	-0.839** (3.47)	-0.133 (1.58)
Alsace	0.041 (0.21)	-0.005 (0.03)
Gironde	0.411 (1.48)	-0.578 (0.147)
Hanover	-0.443* (2.51)	n.a.
Saxony	0.461** (3.24)	-0.146 (1.38)
Slovenia	-0.034 (0.20)	-0.126 (0.87)
South-Wales	-0.083 (0.43)	0.372* (1.98)
<i>Model summary:</i>		
Alpha	-	0.396**
Chi-square for covariates	687.77	205.90
Significance of chi-square	0.00	0.00
Pseudo R ² adj.	0.150	0.072
Number of cases	3,690	648

+ Estimated logit/negbin coefficients. Asymptotic, absolute t-values in parentheses. **: Statistically significant at the 1 percent level. *: Statistically significant at the 5 percent level.

if the establishments in the respective region demonstrate a higher or lower propensity to cooperate (depending on the sign of the respective coefficient) than the control group, the establishments in Baden. This method of analysis ensures that the regional differences identified are not caused by interregional

innovation activity, a low share of value added to turnover as well as the existence of a gatekeeper may not represent a cause, but a result of R&D cooperation and should, therefore, not be used as control variables.

variance with respect to the establishment characteristics controlled for in the multivariate approach.

As an example, Table 1 shows the results of logit-negbin analyses of the whole model for cooperative relationships to public research institutes. The estimates of the first step of the model (logit analysis) are given in the first column and the results of the second step of analysis, the negbin regression, are reported in the second column. Like in nearly all estimations, the size of the respective enterprise (number of employees) and R&D-intensity (the share of R&D employees) prove to be highly significant with a positive sign at both stages of the model. The strong association between size and R&D co-operation corresponds well with the results of other studies (e.g., Fusfeld and Haklisch, 1984; König, Licht and Staat, 1994). This size effect may have a rather simple explanation. If the probability of R&D co-operation is related to the amount of value added, then the propensity for a certain enterprise to have at least one cooperative relationship rises with its size. The positive impact of the share of R&D employees indicates that the need for cooperation increases with R&D intensity in the respective enterprise. That many of the industry dummies have a negative sign suggests that innovation activities of the enterprises in the control group, suppliers of medical-technical instruments, tended to be rather science based, leading to a relatively high propensity to maintain R&D co-operation with public research institutions.

Table 2 shows the results for the regional dummy variables in the models with all the different partner types. Information concerning Barcelona, Rotterdam, Stockholm, and Vienna, the four regions that are dominated by large cities (the 'centers'), is grouped in the upper part of the table to make identification of the special characteristics of these regions easier. There is a remarkably high number of significant differences in cooperation behavior between the regions. Obviously, regions differ considerably in this respect. A relatively high share of those dummy variables that prove to be statistically significant show a negative sign. This confirms the supposition that enterprises located in Baden (the

Table 2: Regional differences of cooperation behavior: results for regional dummy variables

Region	Cooperative relationships with...									
	Customers		Manufacturing suppliers		Service firms		“Other” firms		Research institutes	
	Yes/No	Number	Yes/No	Number	Yes/No	Number	Yes/No	Number	Yes/No	Number
Barcelona	-0.09	+0.67**	+0.28	-0.16	-1.23**	-0.44*	-0.47*	-0.81**	-0.39*	+0.25
Rotterdam	-0.60**	-0.52*	-0.47*	-0.62**	-0.53*	Contr.	-0.64**	-0.36	-0.31	+0.16
Stockholm	-0.05	-1.04**	-0.58**	-1.47**	-2.51**	-1.09**	-0.54**	-0.66**	-0.20	-0.13
Vienna	-0.83**	+0.17	-0.73**	-0.44	-1.81**	-0.57**	-0.72**	-0.16	-0.84**	+0.32
Alsace	-0.19	+0.71**	+0.09	-0.01	-1.27**	n.a.	-0.2	-0.26	+0.04	-0.01
Gironde	-0.11	-2.32**	-0.01	-1.64**	-1.53**	-0.72	-0.43	-0.48	+0.412	-0.58
Hanover	-0.12	-0.3	+0.37*	-0.37*	+0.05	n.a.	+0.15	+0.04	-0.44*	n.a.
Saxony	+0.25*	-0.44**	+0.32**	-0.33*	+0.2	n.a.	+0.45**	-0.11	+0.46**	-0.15
Slovenia	+0.44**	-0.12	+0.32*	-0.16	-0.5**	+0.14	-0.13*	-0.2	-0.03	-0.13
South-Wales	-0.43*	-0.21	+0.23	-0.23	-2.36**	-0.58*	-0.57**	-0.00	-0.08	+0.37*

*: Statistically significant at the 5%-level; **: Statistically significant at the 1% level. N.a.: no data available. Contr.: The regions is the control group in the respective estimate.

reference group in the estimates) are characterized by a relatively positive attitude towards cooperation (see Heidenreich and Krauss, 1998; Sabel, Herrigel, Deeg and Kazis, 1989; Semlinger, 1993). The two regions in our sample that were formerly under socialist regime, Saxony and Slovenia, are striking exemptions from this pattern. Many of the coefficients of the dummy variables for these two regions assume highly significant positive values in the first part of the model (yes/no). One could have expected negative signs here for two reasons. First, these regions do not represent ‘centers’ characterized by a rich supply of cooperation partners. And second, the transformation to a market driven system that took place in these regions since the early 1990s led to a destruction of many of the ‘old’ networks there, and many such relationships, often based on personal contacts, had to be established anew (cf. Albach, 1994, for a detailed analysis). However, the dummy variables for these regions often show a negative sign in the second part of the model concerning the number of cooperative relationships. This may serve as an indication of the problems and costs that are involved in establishing network relationships.

Another remarkable result of the analyses summarized in Table 2 is that most of the coefficients for location in those regions in our sample that are dominated by large cities (Barcelona, Rotterdam, Stockholm and Vienna), we find

negative signs. This suggests that being located in a region that provides a rich supply of intra-regional contact opportunities alone is not particularly stimulating for R&D cooperation.

5. Conclusions

The empirical analyses conducted here revealed a number of pronounced differences between regions with regard to the propensity to maintain cooperative relationship. Obviously, regions differ with regard to cooperation behavior independent of size structure, R&D intensity and industry structure of the enterprises located there. The reasons for these differences remain, however, largely unclear.

One main result of the empirical analysis is that a positive attitude towards cooperation tends to be a general phenomenon that is not limited to a certain type of partner. Establishments that have a cooperative relationship with a certain partner type are also quite likely to cooperate with other kinds of actors. Remarkably, the propensity to maintain cooperative relationship with a certain type of partner tends to be relatively high in the two regions of our sample that have experienced a transformation from a socialist system to a market economy in the last years (Saxony and Slovenia). This finding was rather unexpected because the transformation process has led to the destruction of many old established networks so that many cooperative relationships of establishments in these regions had to be built up anew. Another noteworthy result is that no relatively high propensity for R&D cooperation could be found for establishments located in highly urbanized regions ('centers') with a rich supply of potential cooperation partners.

A starting point of the analysis was the recognition that differences in the propensity to cooperate constitute a prerequisite for explaining diverging performance of regional innovation systems with factors like innovation networks and intensity in the division of labor. However, empirical analyses of the relationship between cooperation behavior and the quality of the innovation

system in the respective region provide no support for the suggestion that cooperation or a relatively pronounced cooperative attitude in a region is conducive to innovation activity (see Fritsch and Franke, 2000; Fritsch, 2001b). Our sample of regions contains impressive counter-examples for such a hypothesis, i.e. regions that are characterized by a relatively low/high propensity to cooperate on R&D and high/low efficiency of innovation activities (e.g., Vienna and Slovenia). Obviously, a simple “cooperation is good for innovation” hypothesis is too crude to meet the complex reality. Hence, the effects of the different forms of innovative labor division on R&D activities should be explored in more detail.

References

- Albach, Horst (1994), The transformation of firms and markets: a network approach to economic transformation processes in East Germany, Stockholm: Almqvist & Wiksell.
- Antonelli, Cristiano (1995), *The Economics of Localized Technological Change and Industrial Dynamics*, Dordrecht: Kluwer.
- Audretsch, David B. and Paula Stephan (1996), Company-Scientist Locational Links: The Case of Biotechnology, *American Economic Review*, 86, 641-652.
- Axelsson, B. (1992), Corporate Strategy Models and Networks - Diverging Perspectives, in B. Axelsson and G. Easton (eds.), *Industrial Networks: A New View of Reality*, London: Routledge, 184-204.
- Aydalot, Philippe und David Keeble (1988) (eds.), *High Technology and Innovative Environments: The European Experience*. London: Routledge.
- Camagni, Roberto (ed.) (1991), *Innovation Networks: Spatial Perspectives*, London: Belhaven.
- Cooke, Phillip (1996), The new wave of regional innovation networks: Analysis, characteristics and strategy, *Small Business Economics*, 8, 159-171.
- Cooke, Phillip, Mikel Gomez Uranga und Goio Etxebarria (1997), Regional innovation systems: Institutional and organisational dimensions, *Research Policy*, 26, 475-491.
- Cooke, Phillip (1998), Global clustering and regional innovation – Systemic integration in Wales, in Hans-Joachim Braczyk, Phillip Cooke and Martin Heidenreich (eds), *Regional Innovation Systems - The role of governances in a globalised world*, 245-272, London: UCL Press.
- Crevoisier, Oliver and Dennis Maillat (1991), Milieu, Industrial Organization and Territorial Production System – Towards a New Theory of Spatial Development, in Roberto Camagni (ed.) (1991), 13-34.
- Edquist, Charles (1997), Systems of Innovation Approaches – Their Emergence and Characteristics, in Charles Edquist (ed), *Systems of Innovation – Technologies, Institutions and Organizations*, London: Pinter, 1-40.
- Fritsch, Michael and Rolf Lukas (1999), Innovation, Cooperation, and the Region, in David B. Audretsch and Roy Thurik (eds.), *Innovation, Industry Evolution and Employment*, Cambridge: Cambridge University Press, 157-181.

- Fritsch, Michael (2000), Interregional differences in R&D activities – an empirical investigation, *European Planning Studies*, 8, 409-427.
- Fritsch, Michael and Grit Franke (2000), *Innovation, Regional Knowledge Spillovers and R&D*, Working Paper 2000/25, Faculty of Economics and Business Administration, Technical University Bergakademie Freiberg.
- Fritsch, Michael (2001a), Cooperation in regional innovation systems, *Regional Studies*, 35, 297-307.
- Fritsch, Michael (2001b), *R&D-Cooperation and the Efficiency of Regional Innovation Activities*, Working Paper 2001/4, Faculty of Economics and Business Administration, Technical University Bergakademie Freiberg.
- Fritsch, Michael and Rolf Lukas (2001), Who cooperates on R&D? *Research Policy*, 30, 297-312.
- Fusfeld, Herbert I. and Carmela S. Haklish (1985), Cooperative R&D for Competitors, *Harvard Business Review*, 63, 60-76.
- Grabher, Gernot (1993), Rediscovering the social in the economics of interfirm relations, in Gernot Grabher (ed.), *The embedded firm – On the socioeconomics of industrial networks*, London: Routledge, 1-31.
- Green, William H. (1997), *Econometric Analysis*, 3rd edition, New York: Prentice Hall.
- Heidenreich, Martin and Gerhard Krauss (1998), The Baden-Württemberg production and innovation regime: past successes and new challenges, in Hans-Joachim Braczyk, Phillip Cooke and Martin Heidenreich (eds.), *Regional Innovation Systems - The role of governances in a globalized world*, London: UCL Press, 214-244.
- König, Heinz, Georg Licht and Matthias Staat (1994), F&E-Kooperationen und Innovationsaktivität (*R&D cooperation and innovation activity*), in Bernhard Gahlen, Helmut Hesse and Hans-Jürgen Ramser (eds.), *Europäische Integrationsprobleme aus wirtschaftswissenschaftlicher Sicht*, Tübingen: Siebeck, 219-242 (in German).
- Krugman, Paul (1991), *Geography and Trade*, Cambridge (Mass.): MIT-Press.
- Lundvall, Bengt-Ake (Hrsg.) (1992), *National Systems of Innovation: Towards a Theory of Innovation and Interactive Learning*, London: Pinter.
- Lundvall, Bengt-Ake (1992a), Introduction, in Bengt-Ake Lundvall (ed.), 1-19.
- Lundvall, Bengt-Ake (1992b), User-Producer Relationships, National Systems of Innovation and Internationalisation, in Bengt-Ake Lundvall (ed.), 45-67.

- MacNeil, Ian R. (1978), Contracts: Adjustment of Long-term Economic Relations under Classical, Neoclassical and Relational Contract Law, *Northwestern University Law Review*, 72, 854-905.
- Nelson, Richard R. (ed.) (1993), *National Innovation Systems - A Comparative Analysis*, New York: Oxford University Press.
- Porter, Michael (1998), Clusters and the new economics of competition, *Harvard Business Review*, November-December, 77-90.
- Powell, Walter. W. (1990), Neither Market Nor Hierarchy: Network Forms of Organization, *Research in Organizational Behavior*, 12, 295-336.
- Pyke, Frank, Giacomo Becattini and Werner Sengenberger (eds.) (1990), *Industrial districts and inter-firm cooperation in Italy*. Geneva: International Institute for Labor Studies.
- Romer, Paul M. (1994), The Origins of Endogenous Growth, *Journal of Economic Perspectives*, 8, 2-22.
- Sabel, Charles F., Gary B. Herrigel, R. Deeg and R. Kazis (1989), Regional prosperities compared: Massachusetts and Baden Württemberg in the 1980's, *Economy and Society*, 18, 374-405.
- Saxenian, Annalee (1994), *Regional Advantage*, Cambridge (MA): Harvard University Press.
- Semlinger Klaus (1993) Economic development and industrial policy in Baden-Württemberg: small firms in a benevolent environment, *European Planning Studies*, 1, 435-463.
- Sternberg, Rolf (2000), Innovation Networks and Regional Development – Evidence from the European Regional Innovation Survey (ERIS): Theoretical Concepts, Methodological Approach, Empirical Basis and Introduction to the Theme Issue, *European Planning Studies*, 8, 389-407.
- von Hippel, Erik (1987), Cooperation between Rivals: Informal Know how Trading, *Research Policy*, 16, 291-302.
- Winkelmann R. and Zimmermann Klaus F. (1995), Recent developments in count data modelling: theory and application, *Journal of Economic Surveys* 9, 1-24.