

Cahiers Papers

BEI EIB

Employment in Europe



BANQUE EUROPEENNE D'INVESTISSEMENT
EUROPEAN INVESTMENT BANK

Contents

	4	Preface by Sir Brian Unwin, President
		Employment in Europe
Christopher Hurst	7	A discussion of the papers and an overview of the role of investment
Jørgen Elmeskov	29	The unemployment problem in Europe: Lessons for implementing the OECD Jobs Strategy
Gilles Saint-Paul	55	Does technical progress create unemployment?
Michael Burda	65	The consequences of EU enlargement for Central and Eastern European labour markets
José Viñals & Juan Jimeno	83	The impact of EMU on European unemployment
Jacques Drèze, Alain Durré & Henri Sneessens	99	Investment stimulation, with the example of housing
Ole Rummel & Thomas Schröder	115	The employment effects of investment projects
Pascale Viala	127	Financing young and innovative enterprises in Europe: Supporting the venture capital industry

The unemployment problem in Europe: Lessons from implementing the OECD Jobs Strategy



Jørgen Elmeskov
Counsellor for
Structural Policy,
OECD

High and persistent unemployment is a key policy issue in many OECD countries, particularly in Europe. Many initiatives have been taken to reduce this problem. In 1994, the OECD launched the OECD Jobs Study, which contained both a thorough analysis of the issue and a comprehensive set of policy recommendations for dealing with it. This paper reviews the experience countries have had with implementing policies to reduce unemployment. As a background to this, it first presents a brief review of unemployment and wage developments as well as an overview of the OECD Jobs Strategy.

1. Unemployment, wages and the OECD Jobs Strategy

There may not be much which is particularly European about the unemployment problem in Europe. That is not to say that cultural backgrounds and norms play no role. But it is probably the case that if European labour market institutions and European macroeconomic and structural policies had been in place in other corners of the world, then unemployment would have been a problem there as well (1). This also means that it is important to look beyond Europe both to identify the mechanisms that have created high European unemployment and to look for policies which may help to bring European unemployment down. In what follows, this paper therefore draws on experience in European as well as non-European OECD countries.

Much research has been done on unemployment and a lot of statistics are available. Presenting a brief review of unemployment is therefore a selection process, which in this case has led to a focus on six features.

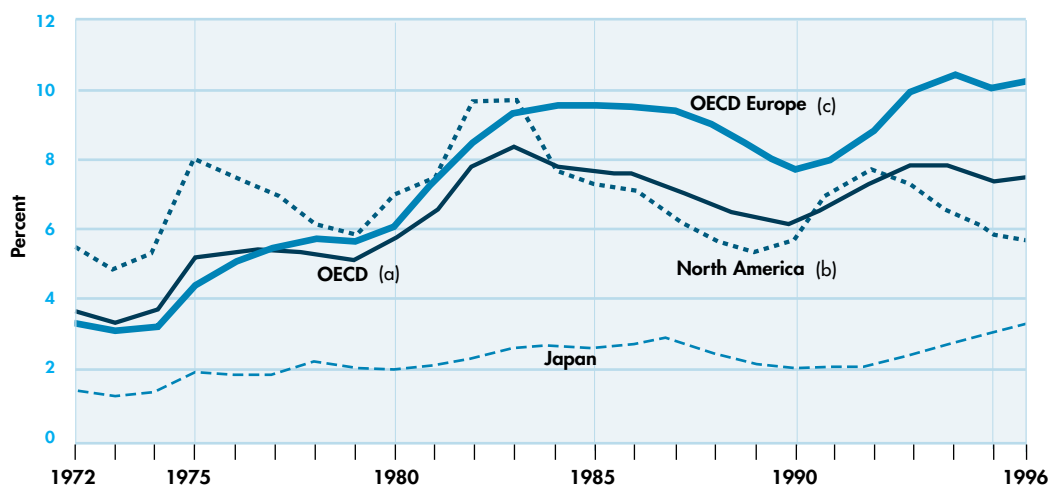
First, high and rising unemployment has been a particular problem in Europe (Figure 1). Some of the non-European OECD countries have managed to preserve low and/or unchanged unemployment over the last two to three decades. This is notably the case for the two large ones, the United States and Japan. However, there are also European countries, such as Norway, where unemployment has remained relatively low for many years. Noteworthy is also the tendency for unemployment to rise rapidly in downturns but to fall back only slowly thereafter – a time-series feature which is common across most regions but most pronounced in Europe, where some recoveries made hardly any impact on unemployment.

There may not be much which is particularly European about the unemployment problem in Europe.

The views expressed in this paper are those of the author and do not necessarily represent those of the OECD or its member governments. This paper draws heavily on Elmeskov (1998).

1) In a comprehensive cross-country/time series study of unemployment and its determinants, Scarpetta (1996) tried to identify outlying observations which did not fit the estimated general pattern of links between unemployment rates and determinants. Both this analysis and a look at the estimated country-specific unemployment components indicated little systematic difference between European and non-European countries.

Figure 1. Standardised unemployment rates in OECD regions, 1972-1996



Notes: Standardised unemployment rates for all countries except for Austria, Denmark, Greece, Iceland, Luxembourg and Turkey. Data for 1996 are OECD estimates.

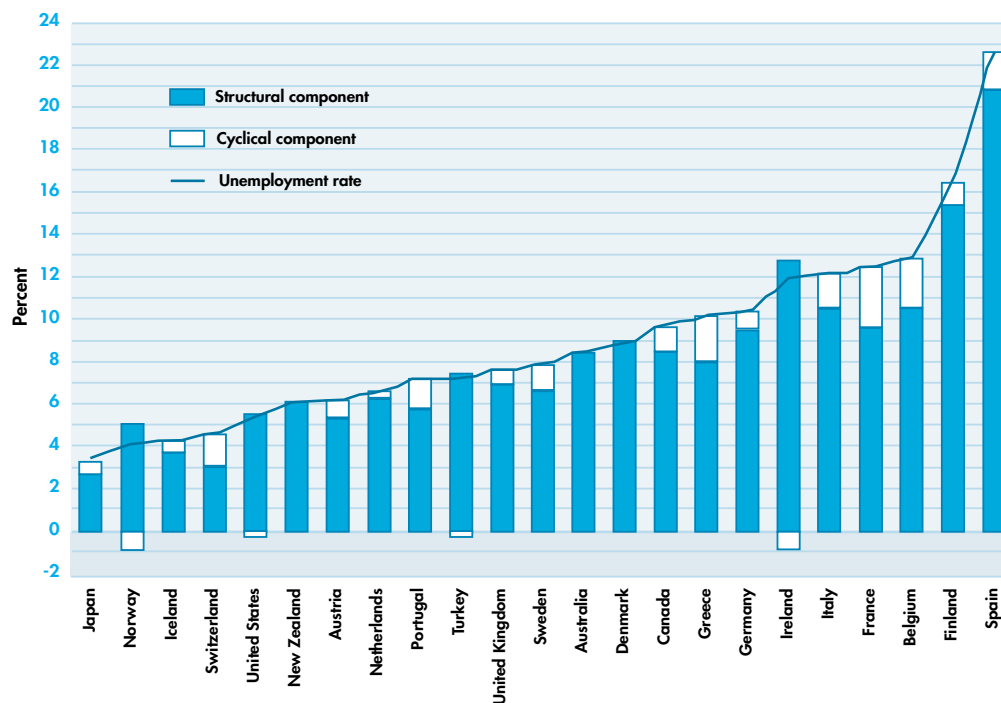
(a) Excluding the Czech Republic, Hungary, Korea, Mexico and Poland.

(b) United States and Canada.

(c) EU-15, Iceland, Norway, Switzerland and Turkey.

Source: OECD Labour Force Statistics.

Figure 2. Structural and cyclical components of unemployment rates, 1996



Based on national unemployment definitions. Structural unemployment data are based on OECD Secretariat estimates of the non-accelerating wage rate of unemployment (NAWRU) made for the OECD (1996c).

Source: OECD Secretariat.

There is a tendency for unemployment to rise rapidly in downturns but to fall back only slowly thereafter.

Second, unemployment is predominantly structural even if there are significant cyclical components in some countries (Figure 2). By their nature, estimates of structural unemployment are subject to both numerical and conceptual uncertainties, and the OECD indicator is only one among many (its derivation is described in Box 1). Nevertheless, it is noticeable that changes in estimated structural unemployment rates have generally gone together with corresponding movements in a range of other labour market indicators such as long-term unemployment, the number of discouraged workers and employment rates (Figure 3). Moreover, comparison with other time-varying indicators of structural unemployment in most cases show relatively high correlations (Elmeskov, 1993) (2).

Box 1. The OECD indicator of structural unemployment

The OECD indicator of structural unemployment is based on the notion of a non-accelerating wage rate of unemployment (NAWRU). Estimates are derived under the assumption that changes in wage inflation are proportional to the gap between actual unemployment and the NAWRU:

$$D^2 \log W = -\alpha \cdot (U - \text{NAWRU}); \alpha > 0$$

where D is the first-difference operator, and W and U are levels of wages and the unemployment rate, respectively. Using consecutive observations, and assuming the NAWRU to be constant between two consecutive years, an estimate of α can be calculated as:

$$\alpha = -D^3 \log W / DU$$

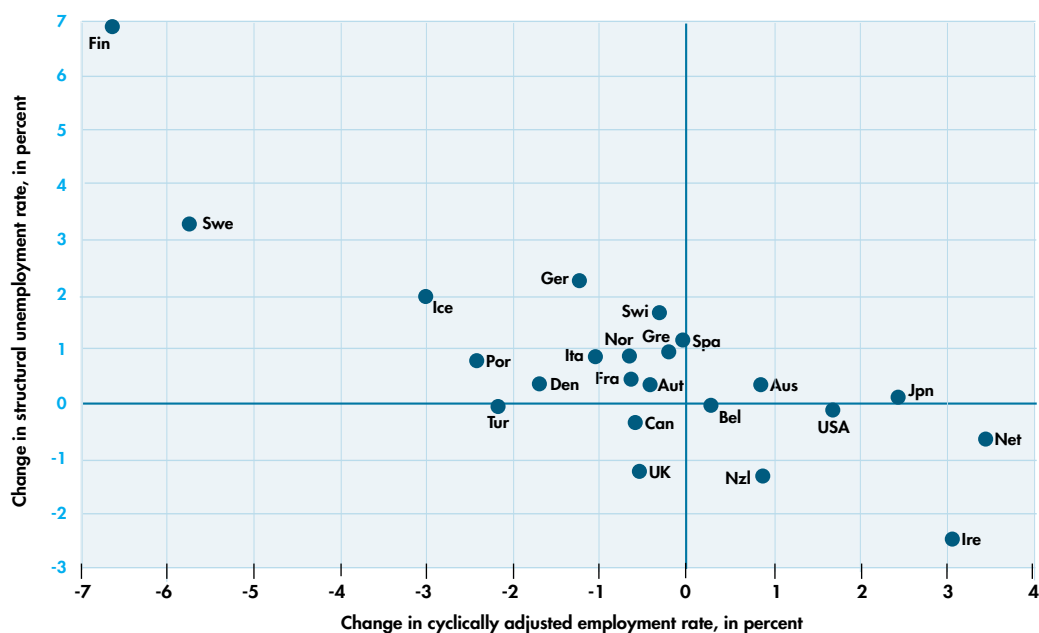
which yields an estimate of the NAWRU as

$$\text{NAWRU} = U - (DU/D^3 \log W) \cdot D^2 \log W.$$

Conceptually, the NAWRU estimated in this way is a short-run concept, i.e. it indicates the rate of unemployment which, in a given year and based on the actual history of unemployment, would be associated with a constant rate of nominal wage increases. In the presence of speed-limit effects or slow adjustment, a lower (or higher) rate of unemployment may be associated with stable wage inflation in the long run, but this rate of unemployment cannot be reached in the short term without setting off changes in inflation. In practice, the OECD indicator of structural unemployment takes into account not only the (suitably smoothed) "mechanical" estimates based on the above method but also the factors particular to the countries under observation (Giorno *et al.*, 1995).

2) Holm and Somervuori (1997) argue that in the case of Finland the short-term NAWRU estimate deviates significantly from their estimate of a time-varying long-term equilibrium rate of unemployment. For countries such as Finland and Sweden, which experienced very abrupt increases in actual unemployment in the beginning of the 1990s, uncertainties about the level of structural unemployment are particularly large.

Figure 3. Change in structural unemployment and employment rate, 1990-1995



Structural unemployment data are based on OECD Secretariat estimates of the non-accelerating wage rate of unemployment (NAWRU) made for the OECD (1996c).

Source: OECD Secretariat.

High unemployment is usually accompanied by a high share of long-term unemployment and weak employment for marginal groups.

Third, high unemployment is usually accompanied by a high share of long-term unemployment (Figure 4). This suggests that high unemployment is associated with marginalisation of the unemployed. There is evidence to suggest that the long-term unemployed exert less downward pressure on wages than people who have recently become unemployed (Elmeskov and MacFarlan, 1993). It is also noticeable that the risk of becoming unemployed is actually higher in the United States, with relatively low unemployment, than it is in Europe with relatively high unemployment. This reflects that once people become unemployed in Europe there is a much bigger risk of becoming stuck in that situation.

Fourth, in much of Europe high unemployment also goes together with weak employment for marginal groups in the labour market. For example, employment rates for young workers and for older adults are comparatively low. In the latter case, this reflects inter alia the proliferation of early retirement and similar schemes. By contrast, employment rates for men between 25 and 54 years of age, which are often taken to be a core group on the labour market, vary much less across countries and regions.

Fifth, unemployment rates are disproportionately high for low-skilled workers. This is the result of a long-term trend away from the use of low-skilled labour which, however, has been partly offset by a relative decline in supply (see e.g. OECD, 1997a). The trend towards declining demand for low-

skilled workers has sometimes been linked with trends towards globalisation and technological change (3).

Real compensation rose rapidly in Europe over the last couple of decades while it broadly stagnated in the United States.

Sixth, there seems to be a link across countries between unemployment and participation rates: where unemployment is high, participation is low (Figure 4). Thus, the unemployment rate shows only part of the employment problem — the rest is hidden both in various schemes such as early retirement, invalidity etc., but also in people being discouraged from entering the labour force. At present, some countries, including the United States, Japan, Iceland, Norway and Switzerland combine low unemployment with high rates of labour force participation. By contrast, France, Italy, Belgium, Spain and, despite strong recent improvements, Ireland share with some of the transition economies the combination of high unemployment and low labour force participation. Other countries are in intermediate positions.

These six main features of unemployment do not permit any simple diagnosis of the problem. Nevertheless, they are not inconsistent with the view that insider-outsider distinctions play a significant role together with influences on demand and supply of low-skilled labour.

As concerns wage developments, trends have also differed significantly between the United States and Europe. At the aggregate level, real compensation rose rapidly in Europe over the last couple of decades while it broadly stagnated in the United States. To some extent this difference reflected higher productivity growth in Europe. But the reverse causality was probably also important. That is, higher real wage growth forced firms to rationalise and forced low-productive firms and workers out of production (4). As concerns relative wages, there has been broad stability of wage dispersions in continental Europe but significant widening in the United States, the United Kingdom and some other countries (see e.g. OECD, 1997b). In the United States, widening wage dispersion in a context of broad stagnation of average real wages implied that those at the bottom suffered real cuts in pay. This development gave rise to the discussion about the 'working poor', even if poverty in all countries is linked predominantly to people not being employed (5).

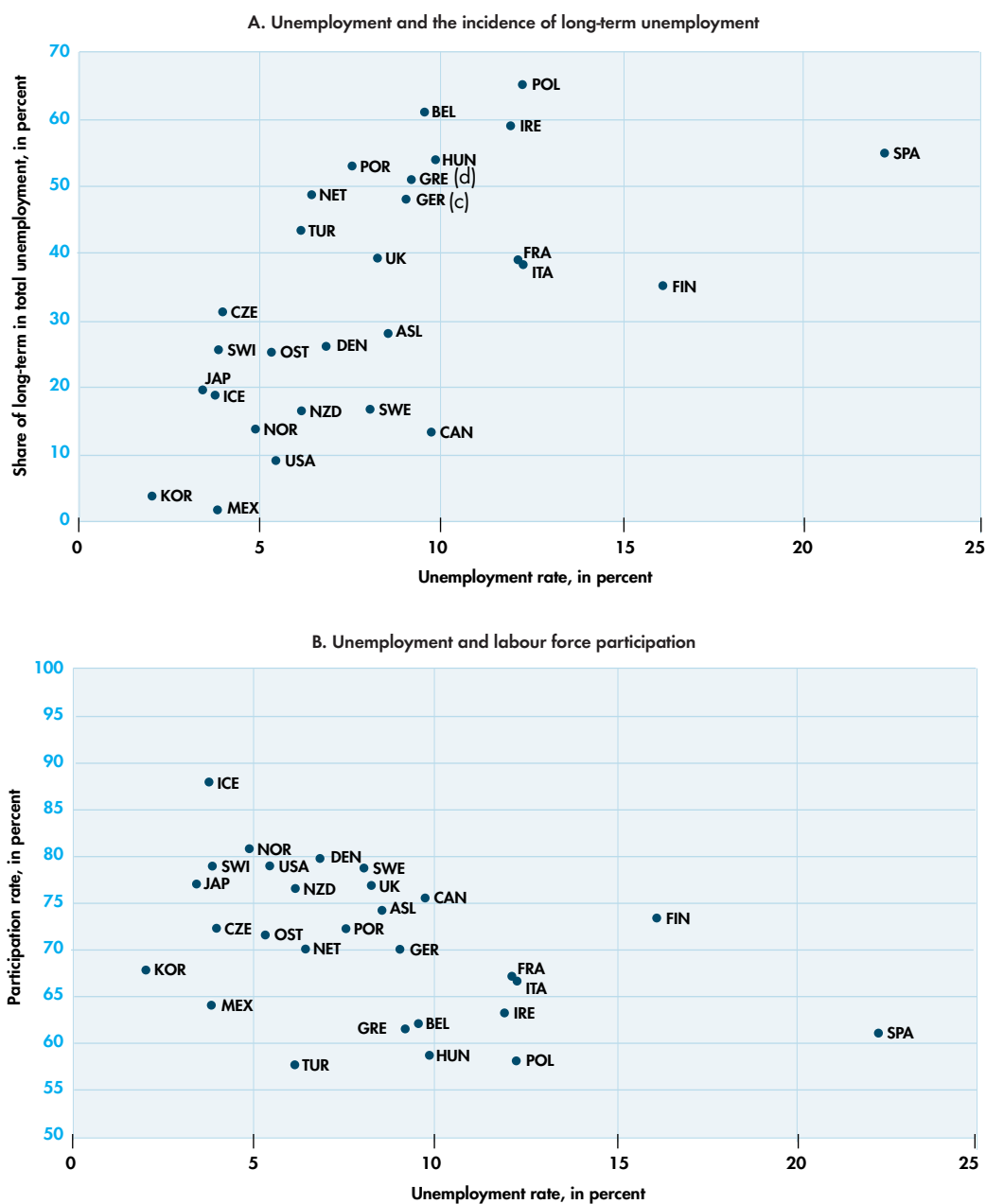
Against this background, the Jobs Study proposed a balanced and wide-ranging set of policy recommendations to reduce unemployment, raise employment and increase prosperity (see Box 2). These recommendations aim, on the one hand, to raise the ability of economies to adjust and to adapt to new developments, including cyclical variations as well as trends towards globalisation and technological change, and, on the other hand, to increase their knowledge base and innovative capacity.

3) This is particularly so because relative wage developments appear unable to explain the shift in labour demand. Evidence on the influence of globalisation and technological change mostly suggests that the former played a relatively limited role compared to the latter, but a great deal of uncertainty remains in this area (see OECD, 1997a, and Lawrence, 1996).

4) See, for example the discussion in International Monetary Fund (1996).

5) Poverty rates after taxes and transfers for individuals living in households without employed adults vastly exceed those for individuals in households with at least one employed adult (OECD, 1997c).

Figure 4. Unemployment, long-term unemployment (a) and labour force participation (b), 1996



Notes:

(a) Long-term unemployment is defined as twelve months and over.

(b) Labour force as a share of total population 15-64 years.

(c) Data for long-term unemployment in Germany refer to 1995.

(d) Data for Greece refer to 1995.

Source: OECD (1997a).

Box 2. The OECD Jobs Strategy

1. Set macroeconomic policy such that it will both encourage growth and, in conjunction with good structural policies, make it sustainable, i.e. non-inflationary.
2. Enhance the creation and diffusion of technological know-how by improving frameworks for its development.
3. Increase the flexibility of working-time (both short-term and lifetime) voluntarily sought by workers and employers.
4. Nurture an entrepreneurial climate by eliminating impediments to, and restrictions on, the creation and expansion of enterprises.
5. Make wage and labour costs more flexible by removing restrictions that prevent wages from reflecting local conditions and individual skill levels, in particular of younger workers.
6. Reform employment security provisions that inhibit the expansion of employment in the private sector.
7. Strengthen the emphasis on active labour market policies and reinforce their effectiveness.
8. Improve labour force skills and competences through wide-ranging changes in education and training systems.
9. Reform unemployment and related benefit systems - and their interactions with the tax system - such that societies' fundamental equity goals are achieved in ways that impinge far less on the efficient functioning of the labour markets.
10. Enhance product market competition so as to reduce monopolistic tendencies and weaken insider-outsider mechanisms while also contributing to a more innovative and dynamic economy.

Comprehensive reforms are capable of expanding employment opportunities and reducing structural unemployment.

2. Main lessons from implementing the Jobs Strategy

Overall, the experience across OECD countries over the last few years gives rise to both hope and caution (6). On the one hand, it seems clear that comprehensive reforms along the lines of the recommendations in the OECD Jobs Study are capable of expanding employment opportunities and reducing structural unemployment. On the other hand, only a few countries have introduced and sustained policy reforms in a sufficiently wide-ranging and consistent way to achieve such an

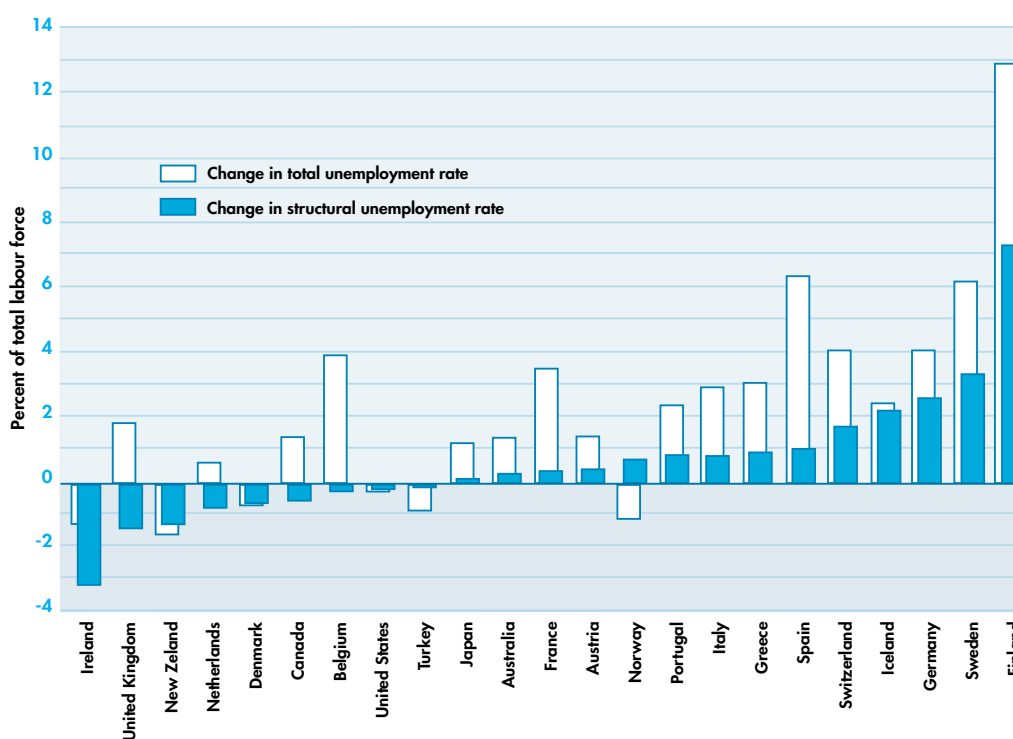
6) This analysis draws on country reviews by the OECD's Economic and Development Review Committee of the implementation of the Jobs Study recommendations, a number of thematic reviews exploring appropriate policy orientations in specific fields, as well as recent work by the OECD Secretariat.

improvement in labour market performance. This is partly because implementing the OECD Jobs Strategy sometimes involves difficult trade-offs between different policy concerns. Moreover, special interest groups often put up strong resistance to needed reforms. In what follows, the discussion has been organised along the six broad conclusions identified by the OECD Secretariat in OECD (1997b).

High and persistent unemployment has been the result of both conjunctural and structural forces, and it can be durably reduced

As shown previously, unemployment in the OECD area as a whole rose over the period 1990-1996 from its already high level at the end of the previous decade. Based on OECD Secretariat estimates, most of this increase was cyclical, but structural unemployment may also have gone up. Area-wide developments mask considerable differences across individual member countries (Figure 5). In part, this reflects different cyclical positions. But structural unemployment rates have also shown diverse trends (Table 1), often moving in the same direction as actual unemployment rates.

Figure 5. Changes in structural and cyclical components of unemployment rates, 1990-1996



Based on national unemployment definitions. Structural unemployment data are based on OECD Secretariat estimates of the non-accelerating wage rate of unemployment (NAWRU) made for the OECD (1996c).

Source: OECD Secretariat.

Table 1. Structural unemployment in the OECD countries, 1980-1996 (percent of total labour force)

In the nineties the structural unemployment rate has ...		1986	1990	1996
... increased:	Finland	5.5	8.0	15.4
	Sweden	2.1	3.2	6.7
	Germany	7.3	6.9	9.6
	Iceland	0.8	1.5	3.8
	Switzerland	0.7	1.3	3.1
	Spain	19.1	19.8	20.9
	Greece	6.7	7.0	8.0
	Italy	8.4	9.7	10.6
	Portugal	6.1	4.9	5.8
	Austria	4.1	4.9	5.4
	France	8.9	9.3	9.7
	... remained fairly stable:	Norway (a)	3.1	4.2
Australia		8.1	8.2	8.5
Japan		2.5	2.5	2.7
Turkey		7.5	7.6	7.5
United States		6.2	5.8	5.6
Belgium (b)		11.7	10.8	10.6
Canada (a)		8.3	9.0	8.5
Denmark (a)		8.6	9.6	9.0
... decreased:	Netherlands	8.0	7.0	6.3
	New Zealand	4.7	7.3	6.0
	United Kingdom	10.2	8.4	7.0
	Ireland	15.3	16.0	12.8
	OECD structural unemployment rate (c)	7.0	6.8	7.1
	OECD actual unemployment rate (c)	7.7	6.1	7.7

Notes: Based on national definitions of unemployment. Structural unemployment data are based on OECD Secretariat estimates of the non-accelerating wage rate of unemployment (NAWRU) made for the OECD (1996c). A change is considered significant (in absolute terms) if it exceeds one standard deviation. The latter was calculated for each series and country over the 1986-1996 period.

(a) Canada, Denmark and Norway had an increasing structural unemployment rate in the late 1980s up to the beginning of the 1990s.

(b) Belgium had a decreasing structural unemployment rate in the second half of the 1980s.

(c) Weighted average of the countries reported in the table.

Source: OECD Secretariat.

In many countries, structural unemployment appears to have risen over the 1990s. On the other hand, some countries, including the United States, Japan and Norway, have managed to keep structural unemployment steady at a relatively low level. The most encouraging new developments were registered in the United Kingdom, Ireland, the Netherlands and New Zealand, where falls in

structural unemployment rates either began or continued in the course of the 1990s (7). In a context of worries about European unemployment, it is notable that three of these four countries are European.

Many countries have made progress in implementing the Jobs Strategy, but progress has been uneven both between countries and between different areas of policy

There may be considerable lags between the start of reform and improvement to labour market performance.

Developments in structural unemployment over the 1990s to a large extent reflect the progress made in implementing the OECD Jobs Strategy. Some countries had introduced a number of the main recommendations well before the completion of the OECD Jobs Study. Indeed, the United Kingdom and New Zealand have pursued both wide-ranging and deep structural reforms beginning already in the early to mid-1980s. These are also among the countries where the estimated rate of structural unemployment has fallen significantly - since the second half of the 1980s in the United Kingdom, which began earlier to introduce structural reform, and since the early 1990s in New Zealand. Based on a more gradualist approach, the Netherlands have also pursued a comprehensive reform programme starting in the first half of the 1980s, with positive results in the form of falling structural unemployment since the second half of that decade. In Ireland, macroeconomic stabilisation began in the first half of the 1980s, while structural changes commenced in the second half of the 1980s; structural unemployment has declined during the 1990s. These experiences suggest that, even where policies are reformed over a broad range, lags may be considerable between the introduction of reform and the subsequent improvement of labour market performance.

The reform processes in these four countries (Ireland, the Netherlands, New Zealand and the United Kingdom) share a number of common features. One is that they were all initiated at a time when serious economic disequilibria had made it clear that existing policies could no longer be sustained. Another is that all four countries put in place macroeconomic frameworks focused on sound public finances and effective control of inflation. Even though the countries were not always successful in implementing these frameworks, by 1996, Ireland, the Netherlands and New Zealand combined inflation below two percent (measured by the GDP deflator) with general government balances which were either in surplus (New Zealand), or had deficits of less than three percent of GDP. Nevertheless, reform processes also differed between these countries, reflecting different starting positions, not least as regards structural policies. Examples include:

- The Netherlands, where high labour costs, including very high payroll taxes, were perceived as a problem, focused on achieving general wage moderation through centralised bargaining and tax reductions, restrictions on social transfers, lowering minimum wages, including in particular for young workers, and scaling back payroll taxes, especially on low-wage groups.

7) Statistical tests reported in OECD (1997b) suggest that the decline in structural unemployment over the period 1990-1996 in these four countries is significant and tests based on trends in actual unemployment tend to confirm this impression. Recently, there has been some discussion as to whether the Netherlands should be regarded as an example of successful policy adjustment given, not least, its relatively high level of non-participation in the labour force (e.g. McKinsey Global Institute, 1997). However, as discussed in OECD (1997b), there seems to have been a notable improvement in the labour market situation, even if levels of inactivity, and in particular levels of invalidity, remain high. The assessment thus depends in part on whether the focus is put on levels or first differences of indicators such as unemployment and employment rates. Falls in Danish and Canadian structural unemployment rates of about 1/2 percentage point were not statistically significant but may become so if, as seems likely, trends towards decline continue beyond the observation period.

- The United Kingdom had a heritage of nationalised industries and troubled labour relations and gave priority to product market reform, including privatisation, and reform of industrial relations.
- New Zealand, which was arguably among the most protectionist OECD countries at the beginning of the 1980s, gave early priority to trade liberalisation and reduced government intervention in its comprehensive reform programme (8).
- Ireland, which was faced with a dependency problem in the presence of unemployment and poverty traps due to interaction between the tax and transfer systems, and had a tradition of weak education effort, has taken action to lower the generosity of unemployment benefits, reduce marginal effective tax rates and improve human capital formation.

In the United States, Japan and Norway, policy settings prevented a significant rise in structural unemployment from occurring in the first place. Arguably, the three countries managed to maintain low unemployment because policies in important respects followed the main thrust of the OECD Jobs Strategy, though with clear differences of emphasis between the countries. Thus, the United States has traditionally operated and adapted its structural policies so as to be consistent with flexible labour and product markets while also placing emphasis on macroeconomic policies geared towards sustainable high employment. In Japan, institutional features have allowed high flexibility of wages and working hours at the same time as favouring geographical mobility and functional versatility of labour within enterprises. And in Norway, macroeconomic stability has been given priority, against the background of the flexibility provided by oil and gas revenues, and emphasis has been placed on human capital formation. Nonetheless, even in these three cases, there remain areas in which policy can be improved.

At the same time as initial, and different, starting positions of countries have conditioned progress in the 1990s, reform efforts in different areas have met with varying degrees of political resistance across countries (9). Partly as a result, progress within specific structural policy areas has differed considerably from country to country (10). Hence, it is difficult to draw strong, OECD-wide conclusions about reforms in specific areas in the 1990s.

Nevertheless, in a number of policy areas, most countries have shied away from pursuing policy reforms which would directly and negatively affect core groups in the labour market and have instead relied on other adjustments:

- Few countries have cut replacement rates or maximum durations of unemployment benefits more than marginally, whereas many have tightened benefit administration and eligibility rules, which are more likely to affect marginal groups on the labour market (Table 2).

8) An overview of the New Zealand reform process is presented in Atkinson (1997).

9) In some countries, including Germany, France, Italy and Belgium, political constraints prevented greater breadth and/or depth of reform.

10) See OECD (1997b) for more details of policies implemented in recent years.

Table 2. Evolution of unemployment benefit systems over the 1990s

	Summary measure of gross replacement rates (a)		Tighter work availability requirements and enforcement (b)	Tighter eligibility requirements (b)
	1991	1985		
United States	11.1	11.8	0	0
Japan	9.9	9.9	0	0
Germany	28.1	26.4	✓	0
France	37.2	37.5	0	✓
Italy	2.5	19.7	✓	0
United Kingdom	17.5	18.1	✓	✓
Canada	27.8	27.3	✓	✓
Australia	26.5	27.3	✓	✓
Austria	31.0	25.8	✓	0
Belgium	42.3	41.6	✓	✓
Denmark	51.9	70.3	✓	✓
Finland	38.8	43.2	0	✓
Greece	17.1	22.1	0	0
Ireland	29.3	26.1	✓	0
Netherlands	51.3	45.9	✓	✓
New Zealand	30.4	29.8	✓	✓
Norway	38.8	38.8	0	✓
Portugal	34.4	35.2	0	0
Spain	33.5	31.7	✓	✓
Sweden	29.4	27.3	✓	0
Switzerland	21.9	29.5	✓	✓

Notes: (a) Benefit entitlements before tax as a percentage of previous earnings before tax. Data shown are averages over different earnings levels, length of unemployment spells, and family situations. The index does not take into account social assistance at the regional or local level. For further information and comparison with other indicators of generosity, see Martin (1996).

(b) ✓ denotes that the country has taken action; 0 means no action

Source: OECD Database on Unemployment Benefit Entitlements and Replacement Rates; OECD Economic Surveys.

There is the perception that undertaking reform involves conflict with policy objectives concerning equity and social cohesion.

- Though some action has been taken to weaken general employment protection legislation, countries have generally shown greater willingness to introduce and liberalise fixed-term contracts and job protection for part-time workers and workers in small firms, which also affect mainly marginal groups.
- Some governments have focused on increasing product market competition in order to increase market pressures for more flexible labour market regulations and practices rather than aiming to reform the latter directly.
- To some extent, the countries which have seen significant reductions in structural unemployment are the ones which have managed to introduce reforms that also affected labour market insiders (11).

11) For example, among the countries which experienced falling structural unemployment, both the Netherlands and the United Kingdom cut maximum benefit duration, whereas Ireland abolished earnings-related benefit schemes.

The central issue dividing the more comprehensive reformers from the less comprehensive is differences in judgement about potential conflicts between better labour market performance and concerns for equity and social cohesion

Low-paid employment may be a stepping-stone to better pay, particularly for the young.

A key reason cited for slow and sporadic implementation of the OECD Jobs Strategy is the perception that undertaking reform involves conflict with policy objectives concerning equity and social cohesion. In particular, concern has been expressed in some quarters that enhanced wage flexibility and the reform of social transfer systems would be at odds with the policy objectives of ensuring some degree of equity across members of the labour force or the population at large. So far, no conclusive evidence has been provided as to the nature and magnitudes of any potential trade-offs. Nevertheless, it has been suggested that these objectives do not necessarily conflict, or at least that the terms of the trade-off change, when they are seen in a dynamic perspective. Three reasons have been quoted for this:

- First, increased employment as a result of policy reform will tend to offset at least partly the impact of increased wage-rate dispersion and restricted social transfers on income distribution. Thus, a wider distribution of wage rates is likely to enhance the employment prospects of workers at the bottom of the qualification scale. Such effects may lie behind the negative cross-country correlation between widening of the bottom part of the wage-rate distribution and the change in unemployment and the positive, albeit weak, correlation between a wider distribution at the bottom of the pay scale and the rise in employment. Nevertheless, this evidence is far from conclusive and there is little agreement about the magnitude of such employment effects, with econometric estimates of elasticities between relative wage rates and demand for different categories of labour being both highly uncertain and variable across studies (12).
- Second, there is evidence of considerable mobility of individuals over time within the wage scale, implying that in some cases low-paid employment may be a stepping-stone to better pay. Across countries, with large differences in the static distribution of earnings, the degree of mobility appears to be remarkably similar (13). As a rule of thumb, it seems that after a period of five years only about a third of those full-time workers initially receiving low earnings (belonging to the lowest earnings quintile) do so at the end of the period (Table 3). And among full-time workers continuously employed over the 1986-1991 period only three to five percent remained in the lowest quintile throughout the period. A large part of the workers who left low-paid employment had moved up in the earnings distribution, though in some countries a significant fraction had also moved out of employment. Young persons in particular have a high likelihood of moving up in the earnings distribution. However, older and less educated workers run a higher risk of becoming trapped in low-paid jobs. Moreover, there are indications that "cycling" may take place, with those moving upwards in the earnings distribution subsequently falling back again. As a result, among workers with continuous employment those who started out as low-paid in 1986 on average spent some 3½ to 4 years in the low-paid group.

12) For example, estimates of elasticities of substitution between different categories of labour substantially above one have been found by Bound and Johnson (1992) and Katz and Murphy (1992) for the United States, and Risager (1992) for Denmark. In contrast, Machin et al. (1996) find an elasticity of around one for the United States and less than ½ for the United Kingdom, Denmark and Sweden. OECD (1996a) presented a number of simple cross-country correlations between wage distributions and indicators of labour-market performance without finding any strong relationships, though that result may reflect the focus on static correlations and the fact that different distributions of qualifications across countries could not be taken into account.

13) This is based on the comparative data on earnings mobility in a number of countries presented in OECD (1996a and 1997a). The finding of broadly similar mobility patterns across countries is also supported by Aaberge et al. (1996).

Table 3. Retention rates in low earnings after five years

	Low earnings defined as bottom quintile among:		Low earnings defined as below 0.65 median earnings of full-time wage and salary workers
	Full-time wage and salary workers	All employed wage and salary workers	
United States			
Male	29.4	28.2	31.2
Female	31.2	57.9	35.4
Germany			
Male	14.4	20.1	10.7
Female	34.6	48.3	18.2
France			
Male	28.5	21.3	17.5
Female	42.4	32.9	28.0
Italy			
Male	37.2	29.8	15.3
Female	49.8	41.2	23.0
Denmark			
Male	19.6	40.6	4.8
Female	37.6	44.0	6.7
Finland			
Male	30.1	45.3	30.0
Female	28.0	40.4	24.5
Sweden			
Male	22.7	25.8	-
Female	40.7	42.9	-
United Kingdom			
Male	30.7	-	28.1
Female	38.7	-	37.0

Share of the low-wage population in 1986 that received low earnings also in 1991.

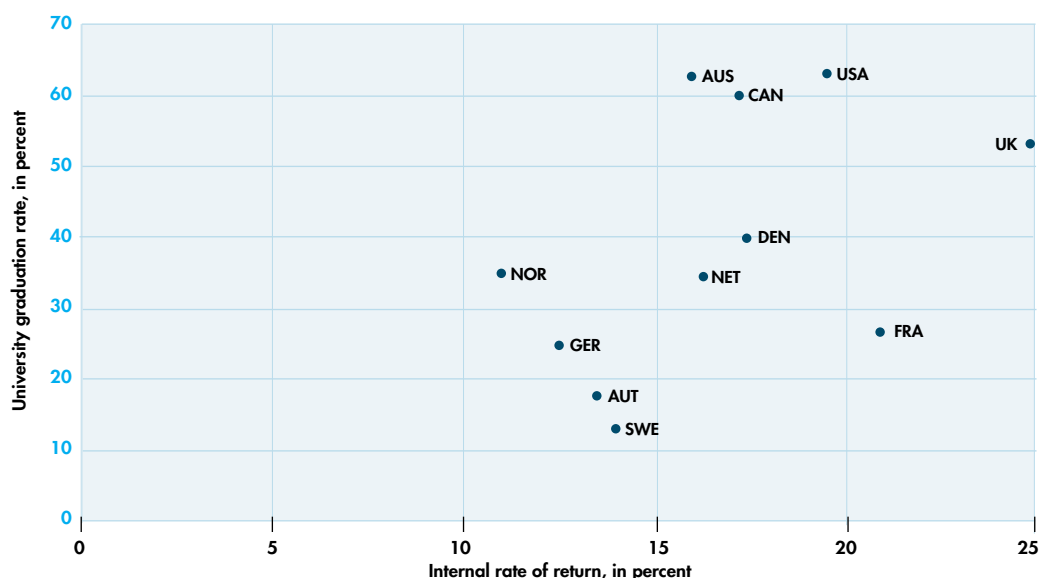
Source: OECD (1996a) and further calculations based on the longitudinal data sets used in that publication.

Lower relative incomes at the bottom of the scale may raise incentives for investment in human capital.

- Third, lower relative incomes at the bottom of the scale may raise incentives for investment in human capital by groups who would otherwise have made little such investment; the existence of this kind of linkage is supported by evidence that, across countries, university graduation rates tend to be higher where the financial rewards to such education is higher (Figure 6) (14). Such an effect in turn could reduce income dispersion over the longer run and assist the adaptation of the workforce to changing skills requirements.

14) It should be noted that the rates of return shown in Figure 6 do not take into account the effects of tax-transfer systems, including support for students, or different unemployment risks across education categories. Freeman (1986) presents an overview of empirical estimates concerning the link between the return to education and the demand for it. More recently, Fredriksson (1997) and Hers (1997) have presented supportive evidence on this link in the cases of, respectively, Sweden and the Netherlands.

Figure 6. Internal rate of return and university graduation rates



University graduation rate is the ratio of graduates from short first university degree programmes to population at the typical age of graduation in 1994 (long first university degree programmes where short first degree programmes are not available (Austria, France and Germany)). The internal rate of return is based on university wage premia in the early 1990s, the theoretical length of study and an assumed retirement at age 65.

Source: OECD Secretariat calculations based on OECD (1996d), and OECD (1994).

It is not clear to what extent public expenditure on training can compensate for weaker incentives for private investment in this area.

In addition to the traditional arguments stressing market failure as a reason for government involvement in education, training and active labour market policies, many countries see these policies as a way of supporting horizontal equity without having to pay a price in terms of lower economic efficiency, or vice versa. Some, most notably France, Belgium and the Nordic countries, resist a wider distribution of wage rates as a means to reduce unemployment and instead rely on these policies to bring the dispersion of individual productivity levels into line with the prevailing wage distribution. However, a compressed wage structure and generous social transfers limit the financial returns to private investment in human capital, and it is not clear to what extent public expenditure can compensate for weaker incentives for private investment in this area. There is also a question-mark over the effectiveness of much public spending on active labour market policies, suggesting a need for further efforts to raise their efficiency if they are to play a substantial role in affecting the distribution of individual earnings capacities.

Thus, it remains an open question whether a policy approach that sees public intervention in post-compulsory education, training and active labour market policies as a substitute for relative wage flexibility is effective, let alone cost-effective, particularly in a world of rapid structural change where shifts in demand for particular skills are likely to exceed the pace at which skill supplies can be adjusted through education and training. At the same time, however, there is also concern about the effectiveness of relative wage signals in influencing human capital investment, not least because increased inequality of income, in a context of imperfect capital markets, may prevent those at the bottom of the income distribution from investing in their own or their children's education (15).

15) A model illustrating this point is presented in Benabou (1996).

A balance may be achieved with a combination of the two policy approaches, relying both on the market mechanism, through relative wage signals, and government support to education and training and active labour market policies in the pursuit of equity and employment objectives.

In some cases, fear of negative consequences not only for horizontal equity but also for the much wider concept of social cohesion has been a reason for adopting a measured and incremental approach to reform along the lines of the OECD Jobs Strategy. Such consequences, were they to occur, would be undesirable in their own right and may also entail high economic costs. Indeed, with social cohesion goes a set of common norms and standards of behaviour without which individual opportunistic behaviour might be difficult, or at least very costly, to constrain. At the same time, however, high and persistent unemployment is itself likely to seriously impair social cohesion.

Driven by fears of undermining social cohesion, some countries have emphasised institutions that support the establishment of a social consensus. However, such institutions may, over time, gradually come to serve the interests of labour market insiders to the detriment of outsiders and become increasingly static in their outlook, and thereby less flexible in a dynamically changing environment. For example, institutions of consensus and corporatism, which usually go hand-in-hand with a centralised element in wage bargaining, may have increased the flexibility of aggregate wages in the past – arguably the case in Austria, Norway and Sweden – but they may work less efficiently in a low-inflation climate and are much less adapted to deal with economic changes which require changes in relative wages (16). The risk may also be particularly high in a corporatist set-up that failure to adjust relative wages and associated malfunctioning of labour markets could then spill over into pressures on the government to expand early retirement schemes and other fiscal measures to encourage withdrawal from the labour force.

Partly for these reasons, the role of strong political leadership in introducing structural reform has been stressed in the cases of the United Kingdom and New Zealand. And, in the case of the latter country, it has been argued that since structural reforms imply the destruction of economic rents, undertaking deep structural reforms through a consensual process is difficult. Moreover, in these countries, structural reforms seem, as noted above, to have been sufficient to reduce structural unemployment over the 1990s. However, the Netherlands and Ireland also experienced falling structural unemployment and are examples of countries where both macroeconomic policies and comprehensive structural reforms were implemented based on processes of decision making involving the social partners directly. Thus, the experience of these four countries suggests that there are different approaches to successfully implementing the Jobs Strategy, depending on national traditions and institutions.

While there were profound differences between the four countries, a crucial common feature facilitating the reform processes seems to have been the notion that individual reforms were part of a wider programme. Hence, specific reforms that affected particular groups met with less resistance

A crucial common feature facilitating the reform processes seems to have been the notion that individual reforms were part of a wider programme.

16) See, for example, Calmfors (1993) on the relationship between centralisation of wage bargaining, real wages, inflation and relative wage developments. Scarpetta (1996) presents evidence of a hump-shaped relationship between an indicator of centralisation and unemployment, and also shows results to suggest that increased employer coordination is associated with lower unemployment, whereas the opposite is the case for worker bargaining strength, as proxied by union density. OECD (1997a), using a somewhat different specification, finds little evidence of systematic links between features of bargaining systems and unemployment. It did, however, find strong evidence that more centralised and/or co-ordinated bargaining systems were associated with more compressed wage distributions.

because they were seen as part of an overall strategy affecting much wider groups and thereby possessing an element of fairness, which is an essential factor working for social cohesion.

There are significant synergies between structural reforms in different fields

Seeing structural reforms as part of an overall strategy is also important because reforms in one area produce better results if other areas are also reformed, while sometimes the beneficial effects of reform in one area may be blocked by impediments elsewhere (17). As a result, broad-based reform is likely to be more effective than reform focused in particular areas (18). One general channel for these interactions arises from the effects of policy reform on government budgets: many reforms which raise employment and lower unemployment will also result in reduced public expenditure or higher tax revenue, thereby permitting lower tax rates, which, in turn, may set off further improvements in labour market performance. A few more specific examples of such interactions include (19):

- Increasing incentives for seeking and accepting jobs is likely to be more effective when, on the one hand, product market reforms have ensured that labour demand will react swiftly and significantly to changes in wages and, on the other hand, regulations governing industrial relations, minimum wages and employment protection are reformed in ways which ensure that such a wage response will be forthcoming swiftly.
- Easing employment protection legislation may, by raising turnover in the labour market and the supply of vacancies, enhance the effectiveness of active labour market policies as well as the enforcement of availability for and willingness to work criteria in unemployment benefit systems.
- The tightening of unemployment benefits is likely to be more effective in terms of reducing overall under-utilisation of labour, as opposed to measured unemployment, if accompanied by tightening invalidity, early retirement, and social assistance schemes. Conversely, reducing the generosity of other transfer programmes may be ineffectual without tightening unemployment benefits.
- Where wage rigidities, caused, for example, by legislated minimum wages or administrative extension of wage agreements, prevent wages from falling in response to higher employer social security contributions, the effects of increases in payroll tax rates may be particularly onerous.

Interactions between structural policies may also be political in nature. This may sometimes lead to cases of substitutability, rather than complementarity, between structural reforms in different fields. For example, the absence of an adequate social safety net has in some cases been seen as strengthening the political case for various types of employment protection, including severance pay (Greece, Mexico, Turkey) or, conversely, its existence has been seen as a political pre-condition for a liberal job protection regime (Denmark).

17) This point was emphasised in Lindbeck (1996). Coe and Snower (1996) illustrate such complementarities in a search model, including taxation, employment protection, bargaining power, unemployment benefits and job creation.

18) In the chapter on "Interactions between Structural Reform, Macroeconomic Policy and Economic Performance", OECD (1996b) discusses a number of issues related to the political economy of structural reform.

19) Further examples are outlined in OECD (1997b).

Macroeconomic conditions and their interactions with structural forces are important for labour market outcomes

Macroeconomic policy reduces unemployment by providing a stable framework based on sound public finances and price stability.

Macroeconomic conditions are very important for labour market outcomes. There are two dimensions here: establishing an appropriate medium- and long-term framework for policies and preventing excessive short-run fluctuations in output and employment.

The OECD Jobs Study emphasised the role of macroeconomic policy in reducing unemployment by providing a stable framework, based on sound public finances and price stability. A main channel through which budget consolidation may affect unemployment over the longer term is via its impact on real interest rates (20).

- First, a fall of real interest rates may lower production costs in much the same way that lower payroll taxes or energy prices would do and it may raise capital accumulation and thereby labour productivity. Where wage earners do not receive a corresponding increase in real wages, unemployment is likely to fall (21).
- Second, lower real interest rates may in some cases affect the bargaining attitudes of workers and the labour demand behaviour of enterprises with the end result of lower unemployment (22).
- Third, lower real interest rates could favourably affect productivity growth, either temporarily, while the capital-intensity of production responds, or more long-lasting, if the rate of innovation and its diffusion are affected. Increased productivity growth again might cause unemployment to fall. This would be the case to the extent it reduced the incidence of downward wage stickiness or facilitated wage bargaining by increasing the scope for real wage gains (23).

Empirical estimates of the effects of real interest rates on unemployment have given results which are variable but suggestive of significant impacts in some countries (24).

20) Orr et al. (1996) estimate that a rise in the government deficit of one percent of GDP will lead to an increase in domestic real interest rates of between 1/6 and 1/3 percentage points depending on the extent to which it affects the external balance of a country. Much larger effects have been found by authors focusing on the effects of government debt. Thus, estimates suggesting that a one percentage point rise in debt/GDP ratios may increase real interest rates by 14 to 24 basis points have been reported by Helbling and Wescott (1995) and Ford and Laxton (1995).

21) This line of reasoning has been emphasised by Cotis et al. (1996) to suggest that higher real interest rates have been a factor behind the rise in French unemployment since the early 1970s. However, while wage rigidities are likely to prevent full wage adjustment to an increase in real interest rates, for example because of institutional hindrances such as minimum wages, there is a question as to whether the same incomplete adjustment can be assumed when real interest rates fall, since, for example, minimum wages do not prevent wages from rising.

22) Manning (1992) has argued that, in a context where current employment raises the chances of future employment, higher real interest rates will harden the bargaining stance of wage earners because the present value of future earnings is diminished, reducing also the value of current jobs and thereby the expected loss from pressing for higher wages. Phelps (1992) emphasises that higher real interest rates will reduce the asset value to firms of their customer base and their stock of employees familiarised with the firm, and thereby reduce labour demand at a given level of real wages. The links between real interest rates and unemployment are discussed further in Mellis and Webb (1997).

23) There is some empirical evidence suggestive of a link between productivity growth and unemployment. Manning (1992) argues that a substantial part of the rise in unemployment until the early part of the 1980s can be explained by lower productivity growth. Turner et al. (1993) present results suggesting that such effects are large in the case of Germany but insignificant in the cases of the United States and Japan.

24) Scarpetta (1996) finds that across 17 OECD countries the rise in real interest rates accounted for between one and three percentage points of the rise in the unemployment rate over the period 1971-1993. Manning (1992), in a study of 19 OECD countries, finds effects suggesting that a one percentage point increase in real interest rates may increase unemployment by between zero and one percentage point. Phelps (1992) finds an impact of 0.1 to 0.4 percentage points in a study of 17 OECD countries. Cotis et al. (1996) report estimates suggesting that rising real interest rates accounted for about half of the rise in the French equilibrium unemployment rate between 1974 and the mid-1990s.

Nominal floors on wages are less constraining in conditions of high productivity growth which would explain the low inflation and low unemployment of the 1960s, but not now.

Price stability has now been recognised as the primary goal of monetary policy in virtually all OECD countries. However, there is some disagreement as regards the long-term impact on unemployment of moving to price stability as compared to accepting stable but moderate rates of inflation:

- On the one hand, moves to, and the maintenance of, price stability may have favourable effects on labour markets to the extent that they reduce risk premia in real interest rates associated with inflation variability or lead to improved resource allocation and higher productivity (25). Both cross-country evidence and time-series evidence from individual countries is suggestive of a link between lower inflation and higher output growth, though it remains an open question whether this link holds also for moves from already low inflation to price stability (26).
- On the other hand, the presence of nominal wage floors may prevent wages from falling in absolute terms and such effects could impede relative and, indeed, aggregate real wage adjustment at price stability, putting upward pressure on unemployment. Such nominal floors would obviously tend to be less constraining in conditions of high productivity growth which would explain why it was possible to combine low inflation and low unemployment in the 1960s but not now. There is some empirical evidence suggesting that nominal wage floors are indeed present and that the importance of downward sticky wages increases with declining inflation (27). However, the argument has been made that this evidence relates to periods when inflation was non-negligible and, thus, may not be representative of the importance of nominal floors at price stability when expectations have adjusted to that situation (28). Nevertheless, to the extent expectations are slow to adjust, this may argue in favour of slow movement towards price stability, when this has not already been attained.

As noted, the second main orientation for macroeconomic policies is to minimise macroeconomic fluctuations as far as is realistically possible within the scope given by other policy targets and constraints. Countries with the room for manoeuvre to counteract prolonged slumps in macroeconomic conditions have avoided strong increases in actual unemployment and estimated structural unemployment. In contrast, countries with relatively large fluctuations in unemployment have usually also seen stronger rises in structural unemployment because increases in unemployment which were initially cyclical in origin have often tended, over time, to become structural. Indeed, the countries where structural unemployment rose the most in the 1990s were largely the ones where the cyclical volatility of unemployment increased significantly (Figure 7) (29).

25) Orr et al. (1995) present evidence that, across countries, real interest rates are correlated with the extent of exchange rate depreciation and inflation and estimate an impact on real interest rates from errors in inflation expectations which may be interpreted as an inflation-risk adjustment.

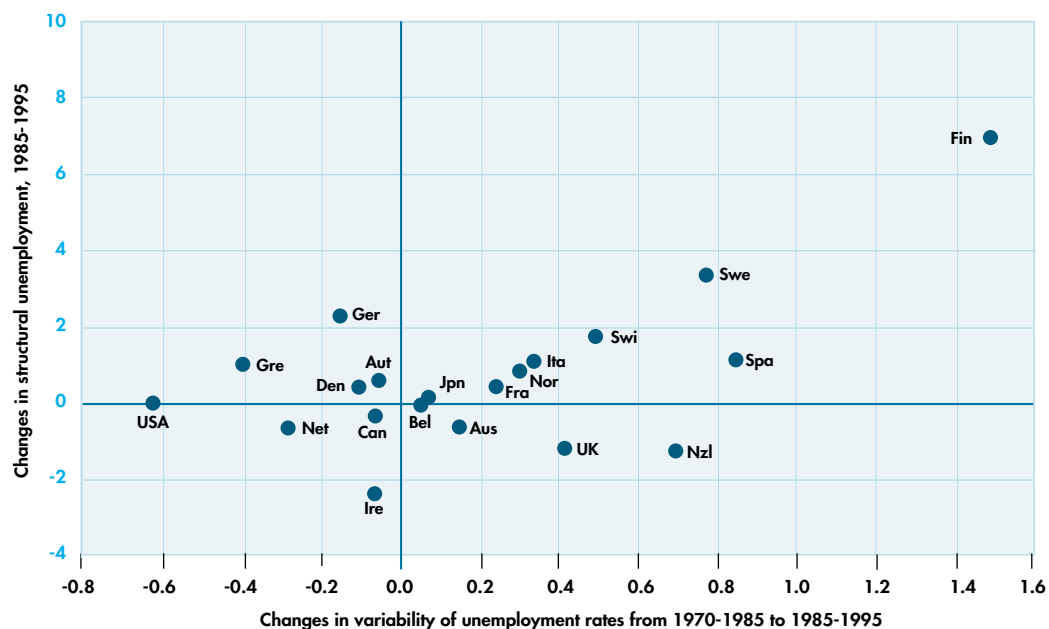
26) For an overview, see Edey (1995). More recently, Feldstein (1996) has argued that because tax distortions of household saving and investment decisions are large even at price stability, the added effect of even fairly low inflation is also likely to be large.

27) Looking at distributions of wage changes, several authors have found a spike at zero (for an overview of these results, see Braun and Chen (1996) or Chapple (1996)). Concerning the relation between stickiness and inflation, Chapple (1996) estimated a significantly negative effect from expected inflation on the incidence of sticky wages in New Zealand, and Fortin (1996) argues that at inflation rates below four percent, wage stickiness exerts significant upward pressure on unemployment in Canada. Using state-level data for the United States, Card and Hyslop (1996) found that the incidence of sticky wages in the United States did not depend very strongly on the rate of inflation. In contrast, Akerlof et al. (1996) criticise as spurious the evidence of nominal wage reductions based on panel data and set up a model showing large unfavourable unemployment effects as a result of a fall in inflation.

28) The literature on wage bargaining has in some cases argued that multi-layered bargaining entails a need for each level of bargaining to produce positive wage increases which may conflict with the goal of price stability at low rates of unemployment (e.g. Calmfors, 1993).

29) As a special case, the substantial increase in the German structural unemployment rate despite a slight fall in cyclical variability is related, not least, to the re-unification of the country and the rapid convergence in labour market institutions and policies as well as wages between the two parts of the country.

Figure 7. Cyclical variability and structural unemployment, in percent



Structural unemployment data are based on OECD Secretariat estimates of the non-accelerating wage rate of unemployment (NAWRU) made for the OECD (1996c). The change in variability of unemployment rates is measured by the standard deviation of yearly changes in unemployment rates.

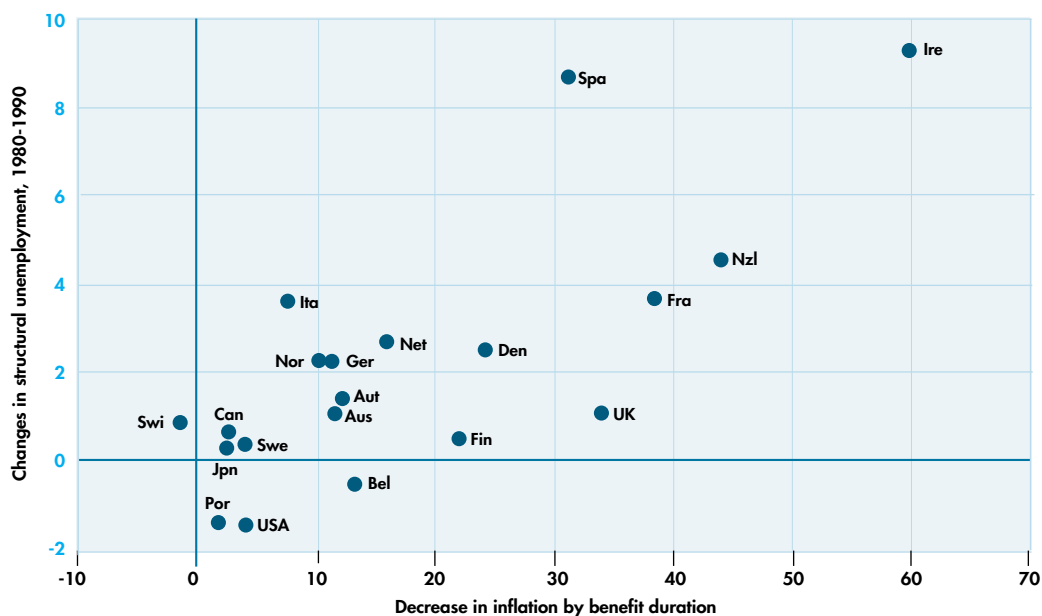
Source: OECD Secretariat.

The extent to which cyclical unemployment increases are transformed into higher structural unemployment depends on structural policy settings (30). The policy implications of these relationships include:

- For countries with very rigid labour markets, macroeconomic instability carries a particularly high price in terms of structural unemployment, whereas countries with flexible labour markets, most notably the United States, have experienced large cyclical fluctuations in unemployment around a rather stable trend.
- Moves towards medium-term macroeconomic targets will often be less costly in terms of unemployment if the appropriate structural policies have been implemented first. Conversely, a sequencing which involves moving towards macroeconomic targets before implementing structural reform may be expensive in terms of unemployment. For example, countries which both disinflated significantly and did so with unemployment benefit systems which were very generous in terms of benefit duration, tended to experience large increases in their structural unemployment rates over the 1980s (Figure 8).

30) Scarpetta (1996) links slow adjustment of unemployment to strict employment protection, generous unemployment benefits and aspects of wage bargaining systems. Barro (1988) reports evidence that the existence of corporatist institutions and, where these are not present, the degree of unionisation slows down unemployment adjustment. Finally, Layard (1989) finds that long benefit durations slow down adjustment whereas centralised bargaining and expenditure on active labour market policies speed it up.

Figure 8. Disinflation, benefit duration and structural unemployment



Structural unemployment data are based on Secretariat estimates of the non-accelerating wage rate of unemployment (NAWRU) made for the OECD (1996c). The variable on the horizontal axis is the decrease in inflation over the period 1980-1990 as measured by the consumer price deflator multiplied by the maximum duration of unemployment benefits in the mid-1980s (see Layard et al., 1991). The rationale for this specification is that increases in unemployment associated with disinflation may be more persistent in countries with long maximum duration of unemployment benefits.

Source: Ball (1996).

- Structural rigidities may sometimes be associated with asymmetric responses of the economy to unemployment being, respectively, above and below structural levels (31). Thus, where inflation reacts more strongly when unemployment is below its structural rate than when it is above, a policy which prevents strong fluctuations will also be associated with a lower average rate of unemployment than one which results in stronger fluctuations. Where hysteresis effects are asymmetric in the sense that increases, but not decreases, in actual unemployment are followed by hysteresis, avoiding large cyclical fluctuations is evidently also important. Since fluctuations are inevitable even under the best macroeconomic management, these observations underscore the need to implement structural reforms to eliminate the asymmetries themselves.

The upshot is that structural policy setting consistent with the recommendations of the Jobs Strategy is likely not only to reduce unemployment directly but also to reduce the risk that unemployment persists following a cyclical downturn.

Other synergies also exist between structural reforms and an appropriate setting of macroeconomic policies. For example, progress in structural reform leading to lower unemployment rates may

31) Turner (1995) presents evidence on asymmetric inflation effects and Giorno et al. (1996) present evidence suggestive of asymmetric hysteresis in some countries.

increase the credibility of macroeconomic policies, with the end-result of reducing risk premia in interest rates and diminishing speculative pressures against currencies (32).

Conversely, structural reform will be more effective when introduced in stable macroeconomic conditions. For example, policies to increase work incentives through curbs on welfare provisions work best when the economy is generating a reasonable number of job vacancies. Similarly, when activity is high, relaxation of employment protection legislation may predominantly act to remove a disincentive for hiring, whereas such deregulation is more likely to be followed by labour shedding when undertaken in a weak business climate (as seems to have been the case recently in Italy). More generally, structural reform is usually aimed at giving greater scope for market forces. Improved functioning of markets and structural policy settings which are more sustainable should in themselves tend to raise confidence, but where structural reform leads to the destruction of economic rents – in the shape of excessive prices, wages or job security, or low work intensity – confidence could suffer. Macroeconomic policy setting should, as far as possible, take this into account. It is noticeable that the countries where structural unemployment has fallen have all had rapid enough growth for actual unemployment to fall. However, at the same time there is a risk, which judged by past policy developments is non-negligible, that when conjunctural conditions are relatively buoyant, the motivation could be weakened for undertaking necessary structural reforms.

Overall, the Jobs Strategy remains an effective response to labour market problems in member countries

Perhaps it is difficult to imagine the OECD reaching any other conclusion than the one just stated. But, as illustrated above, there is indeed some evidence to suggest that the Jobs Strategy works. Nevertheless, there are still areas where knowledge is weak. The linkages and potential conflicts between reforms to enhance economic efficiency and the policy concerns for equity and social cohesion are a prominent example. Work is also ongoing to enhance our understanding concerning the roles for labour-market performance of entrepreneurship and technology – two of the main areas of policy recommendations in the OECD Jobs Study. Moreover, continued monitoring of the effectiveness of policies pursued in individual countries is also likely to generate further insights.

High and persistent unemployment can be cut on a durable basis by adopting the right policies.

Summing up, developments in recent years have provided evidence that high and persistent unemployment can be cut on a durable basis by adopting the right policies. There is no reason for countries to become resigned to high and persistent unemployment: a comprehensive approach along the lines of the Jobs Strategy holds out promise of improved labour market performance. General policy recommendations for implementing the Jobs Strategy have been available for some time, but so far they have been acted upon only partially and insufficiently in most countries. Country-specific recommendations in line with the Strategy, but taking into account the specificity of each country, have now been derived. What remains is to proceed with the practical implementation of these recommendations.

32) Funke (1996) presents evidence that an increase in unemployment increases the probability of devaluation for countries operating fixed exchange rate regimes.

References

- Aaberge, R., Björklund, A., Jäntti, M., Palme, M., Pedersen, P.J., Smith, N. and Wennemo, T. (1996). "Income Inequality and Income Mobility in the Scandinavian Countries Compared to the United States". Statistics Norway Discussion Paper No. 168, March.
- Akerlof, G.A., Dickens, W.T. and Perry, G.L. (1996). "The Macroeconomics of Low Inflation". Brookings Papers on Economic Activity 1.
- Atkinson, P.A. (1997). "New Zealand's Radical Reforms". The OECD Observer No. 205, April/May.
- Ball, L. (1996). "Disinflation and the NAIRU". NBER Working Paper No. 5520, March.
- Barro, R. (1988). "The Persistence of Unemployment". *American Economic Review*, 78(2), Papers and Proceedings, May, pp. 32-37.
- Benabou, R. (1996). "Inequality and Growth". NBER Working Paper No. 5658, July.
- Bound, J. and Johnson, G. (1992). "Changes in the Structure of Wages in the 1980s: An Evaluation of Alternative Explanations". *American Economic Review*, 82(3), June, pp. 371-392.
- Braun, S. and Chen, P. (1996). "The NAIRU as a Policy Target: Refinements, Problems, and Challenges". US contribution to the OECD WP1 Meeting on "The NAIRU: Concept, Measurement and Policy Implications", 10-11 October, Paris.
- Calmfors, L. (1993). "Active Labour Market Policy and Unemployment - A Framework for the Analysis of Crucial Design Features". OECD Economic Studies No. 22.
- Calmfors, L. and Driffill, J. (1988). "Bargaining Structure, Corporatism and Macroeconomic Performance". *Economic Policy*, 6.
- Card, D. and Hyslop, D. (1996). "Does Inflation 'Grease' the Wheels of the Labour Market?". NBER Working Paper No. 5538, April.
- Chapple, S. (1996). "Sticky Money Wages". New Zealand Institute of Economic Research, Working Paper No. 96/13.
- Coe, D. and Snower, J. (1996). "Policy Complementarity: The Case of Fundamental Labour Market Reforms". International Monetary Fund (IMF), Working Paper No. 96/93.
- Cofis, J.P., Méary, R. and Sobczak, N. (1996). "Le Chômage d'Equilibre en France: Une Evaluation". French contribution to the OECD WP1 Meeting on "The NAIRU: Concept, Measurement and Policy Implications", 10-11 October, Paris.
- Edey, M. (1994). "Costs and Benefits of Moving from Low Inflation to Price Stability". OECD Economic Studies No. 23.
- Elmeskov, J. (1993). "High and Persistent Unemployment: Assessment of the Problem and its Causes". OECD Economics Department Working Paper No. 132.
- Elmeskov, J. and McFarlan, M. (1993). "Unemployment Persistence". OECD Economic Studies No. 21.

- Elmeskov, J. (1998). "Lessons from Implementing the OECD Jobs Strategy in Member Countries", in OECD Development Centre, "Globalisation and Employment Patterns: Policies, Theory and Evidence", Paris: OECD.
- Feldstein, M. (1996). "The Costs and Benefits of Going from Low Inflation to Price Stability". NBER Working Paper No. 5469, February.
- Ford, R. and Laxton, D. (1995). "World Public Debt and Real Interest Rates". IMF Working Paper No. 95/30.
- Fortin, P. (1996). "The Great Canadian Slump". *The Canadian Journal of Economics*, 29(4), November, pp. 761-787.
- Funke, N. (1996). "Vulnerability of Fixed Exchange Rate Regimes: The Role of Economic Fundamentals". OECD Economic Studies No. 26.
- Fredriksson, P. (1997). "Economic Incentives and the Demand for Higher Education". *Scandinavian Journal of Economics*, 99(1).
- Freeman, R.B. (1986). "Demand for Education", in O. Ashenfelter and R. Layard (eds). *Handbook of Labor Economics*, Vol. I (Amsterdam: Elsevier).
- Giorno, C., Richardson, P., Roseveare, D. and van den Noord, P. (1995). "Estimating Potential Output, Output Gaps and Structural Balances". OECD Economics Department Working Paper No. 152.
- Giorno, C., de Serres, A. and Sturm, P. (1996). "Macroeconomic Policy and the NAIRU in European Economies". Paper presented at the EUI Conference on "European Unemployment: Macroeconomic Aspects", 21-23 November, Florence.
- Helbling, T. and Wescott, R. (1995). "The Global Real Interest Rate". IMF Staff Studies for the World Economic Outlook, September, Washington: IMF.
- Hers, J. (1997). "Human Capital Formation in the Netherlands: Three Long-term Scenarios". CPB Report, Quarterly Review of CPB, Netherlands Bureau for Economic Policy Analysis, I.
- Holm, P. and Somervuori, E. (1997). "Structural Unemployment in Finland". OECD Economics Department Working Paper No. 177.
- International Monetary Fund (1996). "World Economic Outlook". October, Washington: IMF.
- Jackman, R., Layard, R. and Nickell, S. (1996). "Structural Aspects of OECD Unemployment". Paper presented at the OECD Conference on "Interactions Between Structural Reform, Macroeconomic Policies and Economic Performance", 18-19 January, Paris.
- Lawrence, R.Z. (1996). "Single World, Divided Nations". Brookings Institution and OECD Development Centre.
- Layard, R. (1989). "European Unemployment: Cause and Cure". London School of Economics, Centre for Labour Economics, Discussion Paper No. 368.
-

- Layard, R., Nickell, S. and Jackman, R. (1991). *Unemployment: Macroeconomic Performance and the Labour Market*. Oxford: Oxford University Press.
- Lindbeck, A. (1996). "The West European Employment Problem". Institut für Weltwirtschaft an der Universität Kiel, Bernhard-Harms-Vorlesungen, 17.
- Machin, S., Ryan, A. and van Reenan, J. (1996). "Technology and Changes in Skill Structure: Evidence from an International Panel of Industries". London School of Economics, Centre for Economic Performance, Discussion Paper No. 297.
- Manning, A. (1992). "Productivity Growth, Wage Setting and the Equilibrium Rate of Unemployment". London School of Economics, Centre for Economic Performance, Discussion Paper No. 63.
- Martin, J.P. (1996). "Measures of Replacement Rates for the Purpose of International Comparisons: A Note". OECD Economic Studies No. 26.
- Martin, J.P. (1998). "Can Labour Market Policies Spur Worker Adjustment and Help Reduce Unemployment?" in OECD Development Centre, "Globalisation and Employment Patterns: Policies, Theory and Evidence", Paris: OECD.
- Mellis, C. and Webb, A.E. (1997). "The NAIRU: Concepts, Measurement and Policy Implications". OECD Economics Department Working Paper No. 182.
- McKinsey Global Institute (1997). "Boosting Dutch Economic Performance".
- OECD (1994). "The OECD Jobs Study". Paris.
- OECD (1996a). "Employment Outlook". Paris.
- OECD (1996b). "OECD Economic Outlook" 59, Paris.
- OECD (1996c). "OECD Economic Outlook" 60, Paris.
- OECD (1996d). "Education at a Glance". Paris.
- OECD (1997a). "Employment Outlook". Paris.
- OECD (1997b). "Implementing the OECD Jobs Strategy: Member Countries' Experience". Paris.
- OECD (1997c). "OECD Economic Outlook" 62, Paris.
- Orr, A., Edey, M. and Kennedy, M. (1995). "Real Long-term Interest Rates: The Evidence from Pooled Time-series". OECD Economic Studies No. 25.
- Phelps, E.S. (1992). "Consumer Demand and Equilibrium Unemployment in a Working Model of the Customer-Market Incentive-Wage Economy". *The Quarterly Journal of Economics*, 107(3), August, pp. 1003-1032.
- Risager, O. (1992). "Substitutionselasticiteten mellem faglærte og ufaglærte mænd i Danmark: Resultater og implikationer", in: "Bilag til Finansredegørelse 92", Ministry of Finance, Copenhagen.
- Scarpetta, S. (1996). "Assessing the Role of Labour Market Policies and Institutional Settings on Unemployment: A Cross-country Study". OECD Economic Studies No. 26.

Turner, D., Richardson, P. and Rauffet S. (1993). "The Role of Real and Nominal Rigidities in Macroeconomic Adjustment: A Comparative Study of the G3 Economies". OECD Economic Studies No. 21.

Turner, D. (1995). "Speed Limit and Asymmetric Inflation Effects from the Output Gap in the Major Seven Economies". OECD Economic Studies No. 24.