

Hakala, Jürgen; Wystup, Uwe

Working Paper
FX basket options

CPQF Working Paper Series, No. 14

Provided in Cooperation with:
Frankfurt School of Finance and Management

Suggested Citation: Hakala, Jürgen; Wystup, Uwe (2008) : FX basket options, CPQF Working Paper Series, No. 14, Frankfurt School of Finance & Management, Centre for Practical Quantitative Finance (CPQF), Frankfurt a. M.

This Version is available at:
<https://hdl.handle.net/10419/40171>

Standard-Nutzungsbedingungen:

Die Dokumente auf EconStor dürfen zu eigenen wissenschaftlichen Zwecken und zum Privatgebrauch gespeichert und kopiert werden.

Sie dürfen die Dokumente nicht für öffentliche oder kommerzielle Zwecke vervielfältigen, öffentlich ausstellen, öffentlich zugänglich machen, vertreiben oder anderweitig nutzen.

Sofern die Verfasser die Dokumente unter Open-Content-Lizenzen (insbesondere CC-Lizenzen) zur Verfügung gestellt haben sollten, gelten abweichend von diesen Nutzungsbedingungen die in der dort genannten Lizenz gewährten Nutzungsrechte.

Terms of use:

Documents in EconStor may be saved and copied for your personal and scholarly purposes.

You are not to copy documents for public or commercial purposes, to exhibit the documents publicly, to make them publicly available on the internet, or to distribute or otherwise use the documents in public.

If the documents have been made available under an Open Content Licence (especially Creative Commons Licences), you may exercise further usage rights as specified in the indicated licence.

No. 14

FX Basket Options

Jürgen Hakala, Uwe Wystup

September 2008

Author:

Prof. Dr. Uwe Wystup
Professor of Finance
Frankfurt School of Finance & Management
Frankfurt/Main
u.wystup@frankfurt-school.de

Dr. Jürgen Hakala
Quantitative Development - Global Markets
Standard Chartered Bank
London
juergen.hakala@uk.standardchartered.com

Publisher:

Frankfurt School of Finance & Management
Phone: +49 (0) 69 154 008-0 ■ Fax: +49 (0) 69 154 008-728
Sonnemannstr. 9-11 ■ D-60314 Frankfurt/M. ■ Germany

Abstract

We explain the valuation and correlation hedging of Foreign Exchange Basket Options in a multi-dimensional Black-Scholes model that allows including the smile. The technique presented is a fast analytic approximation to an accurate solution of the valuation problem.

Key words: Foreign Exchange Options, Basket Options, Correlation Risk, Volatility Smile Modelling, Ito-Taylor Expansion

JEL classification: C63, F31, G12,G32,

ISSN: 14369753

This article is an extension of [2] (cf. References) and has been commissioned as a contribution to Wiley's Encyclopedia of Quantitative Finance.

Content

1. Introduction.....	4
2. Basket Options	4
3. Pricing Basket Options	5
3.1. Exact Method	5
3.2. A Simple Approximation.....	5
3.3. A More Accurate and Equally Fast Approximation	6
4. Correlation Risk.....	7
5. Practical Example	7
6. Upper Bound by Vanilla Options.....	9
7. Smile Adjustment.....	9
8. Conclusions.....	10
References	11

1. Introduction

In many cases corporate and institutional currency managers are faced with an exposure in more than one currency. Generally these exposures would be hedged using individual strategies for each currency. These strategies are composed of spot transactions, forwards, and in many cases options on a single currency. Nevertheless, there are instruments that include several currencies, and these can be used to build a multi-currency strategy that is almost always cheaper than the portfolio of the individual strategies. As a prominent example we explain basket options in detail.

2. Basket Options

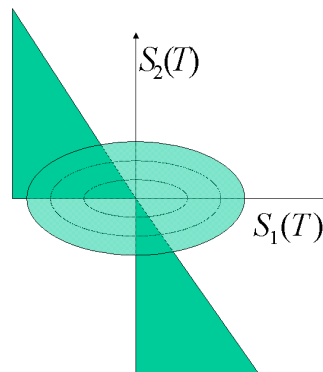
Basket options are derivatives based on a common base currency, say €, and several other risky currencies. The option is actually written on the basket of risky currencies. Basket options are European options paying the difference between the basket value and the strike, if positive, for a basket call, or the difference between strike and basket value, if positive, for a basket put respectively at maturity. The risky currencies have different weights in the basket to reflect the details of the exposure.

For example, a basket call on two currencies US-\$ and JP-¥ pays off

$$\max\left(a_1 \frac{S_1(T)}{S_1(0)} + a_2 \frac{S_2(T)}{S_2(0)} - K; 0\right)$$

at maturity T , where $S_1(t)$ denotes the exchange rate of €/€ and $S_2(t)$ denotes the exchange rate of €/¥ at time t , a_i the corresponding weights and K the strike.

A basket option protects against a drop in both currencies at the same time. Individual options on each currency cover some cases, which are not protected by a basket option (shaded triangular areas) and that is why they cost more than a basket.



The ellipsoids connect the points that are reached with the same probability assuming that the forward prices are at the centre.

3. Pricing Basket Options

Basket options should be priced in a consistent way with plain vanilla options. Hence the basic model assumption is a log-normal process for the individual correlated basket components. A decomposition into uncorrelated components of the exchange rate processes

$$dS_i = \mu_i S_i dt + S_i \sum_{j=1}^N \Omega_{ij} dW_j$$

is the basis for pricing. Here μ_i denotes the difference between the foreign and the domestic interest rate of the i -th currency pair, dW_j the j -th component of independent Brownian increments. The covariance matrix is given by $C_{ij} = (\Omega \Omega^T)_{ij} = \rho_{ij} \sigma_i \sigma_j$. Here σ_i denotes the volatility of the i -th currency pair and ρ_{ij} the correlation coefficients.

3.1. Exact Method

Starting with the uncorrelated components the pricing problem is reduced to the N -dimensional integration of the payoff. This method is accurate but rather slow for more than two or three basket components.

3.2. A Simple Approximation

A simple approximation method assumes that the basket spot itself is a log-normal process with drift μ and volatility σ driven by a Wiener Process $W(t)$

$$dS(t) = S(t) [\mu dt + \sigma dW(t)]$$

with solution

$$S(T) = S(t) e^{\sigma W(T-t) + \left(\mu - \frac{1}{2}\sigma^2\right)(T-t)}$$

given we know the spot $S(t)$ at time t . It is a fact that the sum of log-normal processes is not log-normal itself, but as a crude approximation it is certainly a quick method that is easy to implement. In order to price the basket call the drift and the volatility of the basket spot need to be determined. This is done by matching the first and second moment of the basket spot

with the first and second moment of the log-normal model for the basket spot. The moments of log-normal spot are:

$$\begin{aligned} E(S(T)) &= S(t)e^{\mu(T-t)} \\ E(S(T)^2) &= S(t)^2 e^{(2\mu+\sigma^2)(T-t)} \end{aligned}$$

We solve these equations for the drift and volatility

$$\begin{aligned} \mu &= \frac{1}{T-t} \ln\left(\frac{E(S(T))}{S(t)}\right) \\ \sigma &= \sqrt{\frac{1}{T-t} \ln\left(\frac{E(S(T)^2)}{E(S(T))^2}\right)} \end{aligned}$$

In these formulae we now use the moments for the basket spot:

$$\begin{aligned} E(S(T)) &= \sum_{i=1}^N \alpha_i S_i(t) e^{\mu_i(T-t)} \\ E(S(T)^2) &= \sum_{i,j=1}^N \alpha_i \alpha_j S_i(t) S_j(t) e^{(\mu_i + \mu_j + \sum_{k=1}^N \Omega_{ki} \Omega_{jk})(T-t)} \end{aligned}$$

The pricing formula is the well-known Black-Scholes-Merton formula for plain vanilla call options:

$$\begin{aligned} v(0) &= e^{-r_d T} (F \mathbf{N}(d_+) - K \mathbf{N}(d_-)) \\ F &= S(0) e^{\mu T} \\ d_{\pm} &= \frac{1}{\sigma \sqrt{T}} \left(\ln\left(\frac{F}{K}\right) \pm \frac{1}{2} \sigma^2 T \right) \end{aligned}$$

Here \mathbf{N} denotes the cumulative normal distribution function and r_d the domestic interest rate.

3.3. A More Accurate and Equally Fast Approximation

The previous approach can be taken one step further by introducing one more term in the Itô-Taylor expansion of the basket spot, which results in

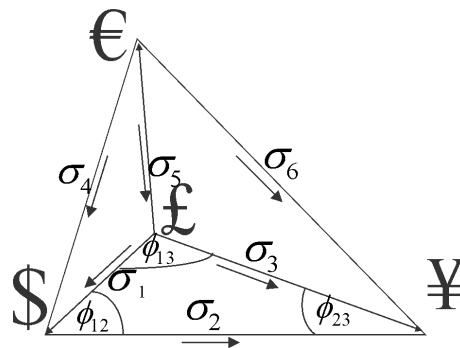
$$\begin{aligned} v(0) &= e^{-r_d T} (F \mathbf{N}(d_1) - K \mathbf{N}(d_2)) \\ F &= \frac{S(0)}{\sqrt{1-\lambda T}} e^{\left(\mu - \frac{\lambda}{2} + \frac{\lambda \sigma^2}{2(1-\lambda T)}\right) T} \\ d_2 &= \frac{\sigma - \sqrt{\sigma^2 + \lambda \left(\left(1 + \frac{\lambda}{1-\lambda T}\right) \sigma^2 T - 2 \ln \frac{F \sqrt{1-\lambda T}}{K} \right)}}{\sqrt{T \lambda}} \\ d_1 &= \sqrt{1-\lambda T} d_2 + \frac{\sigma \sqrt{T}}{\sqrt{1-\lambda T}} \end{aligned}$$

The new parameter λ is determined by matching the third moment of the basket spot and the model spot. For details see [1].

Most remarkably this major improvement in the accuracy only requires a marginal additional computation effort.

4. Correlation Risk

Correlation coefficients between market instruments are usually not obtained easily. Either historical data-analysis or implied calibrations need to be done. However, in the foreign exchange market the cross instrument is traded as well, e.g., for the example above \$/¥ spot and options are traded, and the correlation can be determined from this contract. In fact, denoting the volatilities as in the tetrahedron,



we obtain formulae for the correlation coefficients in terms of known market implied volatilities:

$$\rho_{12} = \frac{\sigma_3^2 - \sigma_1^2 - \sigma_2^2}{2\sigma_1\sigma_2}$$

$$\rho_{34} = \frac{\sigma_1^2 + \sigma_6^2 - \sigma_2^2 - \sigma_5^2}{2\sigma_3\sigma_4}$$

This method also allows hedging correlation risk by trading FX implied volatility. For details see [1].

5. Practical Example

We want to find out how much one can save using a basket option. We take € as a base currency and consider a basket of three currencies \$, £ and ¥. For the volatilities we take

GBP/USD	8.9%
USD/JPY	10.1%
GBP/JPY	9.8%
EUR/USD	10.5%
EUR/GBP	7.5%
EUR/JPY	10.0%

FX implied volatilities for 3-month at-the-money vanilla options as of Nov 23 2001. Source: Reuters

The resulting correlation coefficients are

	GBP/USD	USD/JPY	GBP/JPY	EUR/USD	EUR/GBP	EUR/JPY
GBP/USD	100%	-47%	42%	71%	-19%	27%
USD/JPY	-47%	100%	60%	-53%	-18%	45%
GBP/JPY	42%	60%	100%	10%	-36%	71%
EUR/USD	71%	-53%	10%	100%	55%	52%
EUR/GBP	-19%	-18%	-36%	55%	100%	40%
EUR/JPY	27%	45%	71%	52%	40%	100%

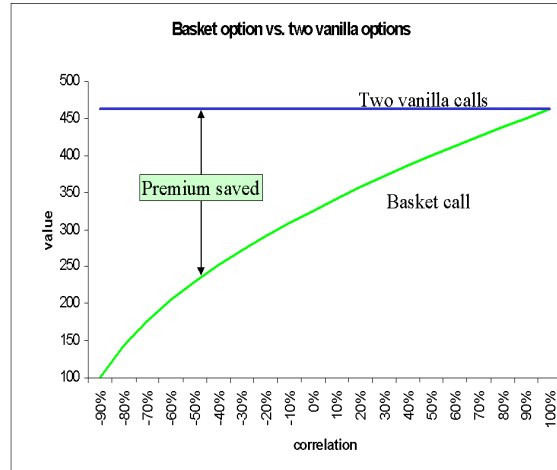
FX implied 3-month correlation coefficients as of Nov 23 2001

The amount of option premium one can save using a basket call rather than three individual call options is illustrated in the following table.

Base currency	EUR	Interest rate	4.0%
nominal in EUR	39,007.00 €	strike K	1
currencies	USD	JPY	GBP
nominals	29%	30%	41%
1/spot	1.1429	0.00919	1.6091
spot	0.8750	108.81	0.6215
strikes (in EUR)	1.1432	0.00927	1.5985
volatilities	10.5%	10.0%	7.5%
interest rates	4.0%	0.5%	7.0%
BS-values (in EUR)	235	227	233
Basket value	563		
Sum of individuals	695		

Comparison of a basket call with 3 currencies for a maturity of 3-month versus the cost of 3 individual call options

The amount of premium saved essentially depends on the correlation of the currency pairs. In the next figure we take the parameters of the previous scenario, but restrict ourselves to the currencies \$ and ¥.



6. Upper Bound by Vanilla Options

It is actually clear that the price of the two vanilla options in the previous example is an upper bound of the basket option price. It seems intuitively clear that for a correlation of 100% the price is the same. Surprisingly that is just the case if a specific relation between the strike of the individual options and their volatilities is satisfied. The basket strike has to satisfy

$$K = a_1 \frac{K_1}{S_1(0)} + a_2 \frac{K_2}{S_2(0)},$$

which leads to the natural choice

$$K_i = K \frac{S_i(0)}{a_1 + a_2}.$$

The individual components constraints can be satisfied by choosing

$$K_i = S_i(0) e^{(\mu_i + \frac{1}{2}\sigma_i^2)T + \chi\sigma_i\sqrt{T}}$$

for some arbitrary, but common χ for all basket components.

7. Smile Adjustment

For the described pricing method there is no smile considered. Given the volatility smile for vanilla options $\sigma_i(K, T)$ with the same maturity as the basket option, the implied density P for each currency pair in the basket can be derived from vanilla prices V .

$$P(K, T) = e^{rT} \partial_{KK} V(K, \sigma_i(K, T))$$

A mapping $\Phi(w)$ can be derived which maps the log-normal random numbers to smile-adjusted random numbers for each currency pair. The implicit construction solves the problem for the probability of the mapped Brownian to be the same as the smile implied probability.

Using Monte Carlo simulation to price vanilla options using the mapping, it can be shown that in the limit the derived prices are perfectly in line with the smile. The formula for the Monte Carlo simulation for a realization of a Brownian \mathcal{W} is given by

$$S_i(0, w) = S_i(0) e^{(\mu_i + \frac{1}{2}\sigma_i^2)T + \Phi(w)\sigma_i\sqrt{T}}$$

To price the basket option using the smile in Monte Carlo a sequence of independent random numbers is used. These random numbers are correlated using the square-root matrix Ω as above and these are fed into the individual mappings, hence generating the simulated spot at the basket maturity. Evaluating the pay off and averaging will generate a smile adjusted price (see table below). Black-Scholes prices and smile adjusted prices are shown next to each other for a direct comparison.

Base currency	EUR		
nominal in EUR	39,007.00 €		
currencies	USD	JPY	GBP
nominals	29%	30%	41%
RR 25d	-0.25%	-4.30%	1.10%
Fly 25d	0.30%	0.17%	0.25%
BS-values (in EUR)	235	227	233
Smile values (in EUR)	233	168	278
Basket smile value	554		
Sum of individuals (smile)	680		
Basket value	563		
Sum of individuals	695		

8. Conclusions

Many corporate clients are exposed to multi-currency risk. One way to turn this fact into an advantage is to use multi-currency hedge instruments. We have shown that basket options are convenient instruments protecting against exchange rates of most of the basket components changing in the same direction. A rather unlikely market move of half of the currencies' exchange rates in opposite directions is not protected by basket options, but when taking this residual risk into account the hedging cost is reduced substantially. The smile impact on the basket can be calculated rather easily without referring to a specific model, because the product is path independent.

References

[1] Hakala, J. and Wystup, U. (2001). Foreign Exchange Risk. Risk Publications, London.

[2] Hakala, J. and Wystup, U. (2002). Making the most out of Multiple Currency Exposure: Protection with Basket Options. The Euromoney Foreign Exchange and Treasury Management Handbook 2002. Adrian Hornbrook.

FRANKFURT SCHOOL / HfB – WORKING PAPER SERIES

No.	Author/Title	Year
100.	Schalast, Christoph / Schanz, Kay-Michael (Hrsg.) Schaeffler KG/Continental AG im Lichte der CSX Corp.-Entscheidung des US District Court for the Southern District of New York	2008
99.	Hölscher, Luise / Haug, Michael / Schweinberger, Andreas Analyse von Steueramnestiedaten	2008
98.	Heimer, Thomas / Arend, Sebastian The Genesis of the Black-Scholes Option Pricing Formula	2008
97.	Heimer, Thomas / Hölscher, Luise / Werner, Matthias Ralf Access to Finance and Venture Capital for Industrial SMEs	2008
96.	Böttger, Marc / Guthoff, Anja / Heidorn, Thomas Loss Given Default Modelle zur Schätzung von Recovery Rates	2008
95.	Almer, Thomas / Heidorn, Thomas / Schmaltz, Christian The Dynamics of Short- and Long-Term CDS-spreads of Banks	2008
94.	Barthel, Erich / Wollersheim, Jutta Kulturunterschiede bei Mergers & Acquisitions: Entwicklung eines Konzeptes zur Durchführung einer Cultural Due Diligence	2008
93.	Heidorn, Thomas / Kunze, Wolfgang / Schmaltz, Christian Liquiditätsmodellierung von Kreditzusagen (Term Facilities and Revolver)	2008
92.	Burger, Andreas Produktivität und Effizienz in Banken – Terminologie, Methoden und Status quo	2008
91.	Löchel, Horst / Pecher, Florian The Strategic Value of Investments in Chinese Banks by Foreign Financial Institutions	2008
90.	Schalast, Christoph / Morgenschweis, Bernd / Sprengeter, Hans Otto / Ockens, Klaas / Stachuletz, Rainer / Safran, Robert Der deutsche NPL Markt 2007: Aktuelle Entwicklungen, Verkauf und Bewertung – Berichte und Referate des NPL Forums 2007	2008
89.	Schalast, Christoph / Stralkowski, Ingo 10 Jahre deutsche Buyouts	2008
88.	Bannier, Christina / Hirsch, Christian The Economics of Rating Watchlists: Evidence from Rating Changes	2007
87.	Demidova-Menzel, Nadeshda / Heidorn, Thomas Gold in the Investment Portfolio	2007
86.	Hölscher, Luise / Rosenthal, Johannes Leistungsmessung der Internen Revision	2007
85.	Bannier, Christina / Hänsel, Dennis Determinants of banks' engagement in loan securitization	2007
84.	Bannier, Christina "Smoothing" versus "Timeliness" - Wann sind stabile Ratings optimal und welche Anforderungen sind an optimale Berichtsregeln zu stellen?	2007
83.	Bannier, Christina Heterogeneous Multiple Bank Financing: Does it Reduce Inefficient Credit-Renegotiation Incidences?	2007
82.	Cremers, Heinz / Löhr, Andreas Deskription und Bewertung strukturierter Produkte unter besonderer Berücksichtigung verschiedener Marktszenarien	2007
81.	Demidova-Menzel, Nadeshda / Heidorn, Thomas Commodities in Asset Management	2007
80.	Cremers, Heinz / Walzner, Jens Risikosteuerung mit Kreditderivaten unter besonderer Berücksichtigung von Credit Default Swaps	2007
79.	Cremers, Heinz / Traughber, Patrick Handlungsalternativen einer Genossenschaftsbank im Investmentprozess unter Berücksichtigung der Risikotragfähigkeit	2007
78.	Gerdemeier, Dieter / Roffia, Barbara Monetary Analysis: A VAR Perspective	2007
77.	Heidorn, Thomas / Kaiser, Dieter G. / Muschiol, Andrea Portfoliooptimierung mit Hedgefonds unter Berücksichtigung höherer Momente der Verteilung	2007
76.	Jobe, Clemens J. / Ockens, Klaas / Safran, Robert / Schalast, Christoph Work-Out und Servicing von notleidenden Krediten – Berichte und Referate des HfB-NPL Servicing Forums 2006	2006

75.	Abrar, Kamyar Fusionskontrolle in dynamischen Netzsektoren am Beispiel des Breitbandkablesektors	2006
74.	Schalast, Christoph / Schanz, Kai-Michael Wertpapierprospekte: Markteinführungspublizität nach EU-Prospektverordnung und Wertpapierprospektgesetz 2005	2006
73.	Dickler, Robert A. / Schalast, Christoph Distressed Debt in Germany: What's Next? Possible Innovative Exit Strategies	2006
72.	Belke, Ansgar / Polleit, Thorsten How the ECB and the US Fed set interest rates	2006
71.	Heidorn, Thomas / Hoppe, Christian / Kaiser, Dieter G. Heterogenität von Hedgefondsindizes	2006
70.	Baumann, Stefan / Löchel, Horst The Endogeneity Approach of the Theory of Optimum Currency Areas - What does it mean for ASEAN + 3?	2006
69.	Heidorn, Thomas / Trautmann, Alexandra Niederschlagsderivate	2005
68.	Heidorn, Thomas / Hoppe, Christian / Kaiser, Dieter G. Möglichkeiten der Strukturierung von Hedgefondsportfolios	2005
67.	Belke, Ansgar / Polleit, Thorsten (How) Do Stock Market Returns React to Monetary Policy ? An ARDL Cointegration Analysis for Germany	2005
66.	Daynes, Christian / Schalast, Christoph Aktuelle Rechtsfragen des Bank- und Kapitalmarktrechts II: Distressed Debt - Investing in Deutschland	2005
65.	Gerdemeier, Dieter / Polleit, Thorsten Measures of excess liquidity	2005
64.	Becker, Gernot M. / Harding, Perham / Hölscher, Luise Financing the Embedded Value of Life Insurance Portfolios	2005
63..	Schalast, Christoph Modernisierung der Wasserwirtschaft im Spannungsfeld von Umweltschutz und Wettbewerb – Braucht Deutschland eine Rechtsgrundlage für die Vergabe von Wasserversorgungskonzessionen? –	2005
62.	Bayer, Marcus / Cremers, Heinz / Kluß, Norbert Wertsicherungsstrategien für das Asset Management	2005
61.	Löchel, Horst / Polleit, Thorsten A case for money in the ECB monetary policy strategy	2005
60.	Richard, Jörg / Schalast, Christoph / Schanz, Kay-Michael Unternehmen im Prime Standard - „Staying Public“ oder „Going Private“? - Nutzenanalyse der Börsennotiz -	2004
59.	Heun, Michael / Schlink, Torsten Early Warning Systems of Financial Crises - Implementation of a currency crisis model for Uganda	2004
58.	Heimer, Thomas / Köhler, Thomas Auswirkungen des Basel II Akkords auf österreichische KMU	2004
57.	Heidorn, Thomas / Meyer, Bernd / Pietrowiak, Alexander Performanceeffekte nach Directors Dealings in Deutschland, Italien und den Niederlanden	2004
56.	Gerdemeier, Dieter / Roffia, Barbara The Relevance of real-time data in estimating reaction functions for the euro area	2004
55.	Barthel, Erich / Gierig, Rauno / Kühn, Ilmhart-Wolfram Unterschiedliche Ansätze zur Messung des Humankapitals	2004
54.	Anders, Dietmar / Binder, Andreas / Hesdahl, Ralf / Schalast, Christoph / Thöne, Thomas Aktuelle Rechtsfragen des Bank- und Kapitalmarktrechts I : Non-Performing-Loans / Faule Kredite - Handel, Work-Out, Outsourcing und Securitisation	2004
53.	Polleit, Thorsten The Slowdown in German Bank Lending – Revisited	2004
52.	Heidorn, Thomas / Siragusano, Tindaro Die Anwendbarkeit der Behavioral Finance im Devisenmarkt	2004
51.	Schütze, Daniel / Schalast, Christoph (Hrsg.) Wider die Verschleuderung von Unternehmen durch Pfandversteigerung	2004
50.	Gerhold, Mirko / Heidorn, Thomas Investitionen und Emissionen von Convertible Bonds (Wandelanleihen)	2004
49.	Chevalier, Pierre / Heidorn, Thomas / Krieger, Christian Temperaturderivate zur strategischen Absicherung von Beschaffungs- und Absatzrisiken	2003
48.	Becker, Gernot M. / Seeger, Norbert Internationale Cash Flow-Rechnungen aus Eigner- und Gläubigersicht	2003

47.	Boenkost, Wolfram / Schmidt, Wolfgang M. Notes on convexity and quanto adjustments for interest rates and related options	2003
46.	Hess, Dieter Determinants of the relative price impact of unanticipated Information in U.S. macroeconomic releases	2003
45.	Cremers, Heinz / Kluß, Norbert / König, Markus Incentive Fees. Erfolgsabhängige Vergütungsmodelle deutscher Publikumsfonds	2003
44.	Heidorn, Thomas / König, Lars Investitionen in Collateralized Debt Obligations	2003
43.	Kahlert, Holger / Seeger, Norbert Bilanzierung von Unternehmenszusammenschlüssen nach US-GAAP	2003
42.	Beiträge von Studierenden des Studiengangs BBA 012 unter Begleitung von Prof. Dr. Norbert Seeger Rechnungslegung im Umbruch - HGB-Bilanzierung im Wettbewerb mit den internationalen Standards nach IAS und US-GAAP	2003
41.	Overbeck, Ludger / Schmidt, Wolfgang Modeling Default Dependence with Threshold Models	2003
40.	Balthasar, Daniel / Cremers, Heinz / Schmidt, Michael Portfoliooptimierung mit Hedge Fonds unter besonderer Berücksichtigung der Risikokomponente	2002
39.	Heidorn, Thomas / Kantwill, Jens Eine empirische Analyse der Spreadunterschiede von Festsatzanleihen zu Floatern im Euroraum und deren Zusammenhang zum Preis eines Credit Default Swaps	2002
38.	Böttcher, Henner / Seeger, Norbert Bilanzierung von Finanzderivaten nach HGB, EstG, IAS und US-GAAP	2003
37.	Moormann, Jürgen Terminologie und Glossar der Bankinformatik	2002
36.	Heidorn, Thomas Bewertung von Kreditprodukten und Credit Default Swaps	2001
35.	Heidorn, Thomas / Weier, Sven Einführung in die fundamentale Aktienanalyse	2001
34.	Seeger, Norbert International Accounting Standards (IAS)	2001
33.	Moormann, Jürgen / Stehling, Frank Strategic Positioning of E-Commerce Business Models in the Portfolio of Corporate Banking	2001
32.	Sokolovsky, Zbynek / Strohhecker, Jürgen Fit für den Euro, Simulationsbasierte Euro-Maßnahmenplanung für Dresdner-Bank-Geschäftsstellen	2001
31.	Roßbach, Peter Behavioral Finance - Eine Alternative zur vorherrschenden Kapitalmarkttheorie?	2001
30.	Heidorn, Thomas / Jaster, Oliver / Willeitner, Ulrich Event Risk Covenants	2001
29.	Biswas, Rita / Löchel, Horst Recent Trends in U.S. and German Banking: Convergence or Divergence?	2001
28.	Eberle, Günter Georg / Löchel, Horst Die Auswirkungen des Übergangs zum Kapitaldeckungsverfahren in der Rentenversicherung auf die Kapitalmärkte	2001
27.	Heidorn, Thomas / Klein, Hans-Dieter / Siebrecht, Frank Economic Value Added zur Prognose der Performance europäischer Aktien	2000
26.	Cremers, Heinz Konvergenz der binomialen Optionspreismodelle gegen das Modell von Black/Scholes/Merton	2000
25.	Löchel, Horst Die ökonomischen Dimensionen der ‚New Economy‘	2000
24.	Frank, Axel / Moormann, Jürgen Grenzen des Outsourcing: Eine Exploration am Beispiel von Direktbanken	2000
23.	Heidorn, Thomas / Schmidt, Peter / Seiler, Stefan Neue Möglichkeiten durch die Namensaktie	2000
22.	Böger, Andreas / Heidorn, Thomas / Graf Waldstein, Philipp Hybrides Kernkapital für Kreditinstitute	2000
21.	Heidorn, Thomas Entscheidungsorientierte Mindestmargenkalkulation	2000
20.	Wolf, Birgit Die Eigenmittelkonzeption des § 10 KWG	2000
19.	Cremers, Heinz / Robé, Sophie / Thiele, Dirk Beta als Risikomaß - Eine Untersuchung am europäischen Aktienmarkt	2000

18.	Cremers, Heinz Optionspreisbestimmung	1999
17.	Cremers, Heinz Value at Risk-Konzepte für Marktrisiken	1999
16.	Chevalier, Pierre / Heidorn, Thomas / Rütze, Merle Gründung einer deutschen Strombörse für Elektrizitätsderivate	1999
15.	Deister, Daniel / Ehrlicher, Sven / Heidorn, Thomas CatBonds	1999
14.	Jochum, Eduard Hoshin Kanri / Management by Policy (MbP)	1999
13.	Heidorn, Thomas Kreditderivate	1999
12.	Heidorn, Thomas Kreditrisiko (CreditMetrics)	1999
11.	Moormann, Jürgen Terminologie und Glossar der Bankinformatik	1999
10.	Löchel, Horst The EMU and the Theory of Optimum Currency Areas	1998
09.	Löchel, Horst Die Geldpolitik im Währungsraum des Euro	1998
08.	Heidorn, Thomas / Hund, Jürgen Die Umstellung auf die Stückaktie für deutsche Aktiengesellschaften	1998
07.	Moormann, Jürgen Stand und Perspektiven der Informationsverarbeitung in Banken	1998
06.	Heidorn, Thomas / Schmidt, Wolfgang LIBOR in Arrears	1998
05.	Jahresbericht 1997	1998
04.	Ecker, Thomas / Moormann, Jürgen Die Bank als Betreiberin einer elektronischen Shopping-Mall	1997
03.	Jahresbericht 1996	1997
02.	Cremers, Heinz / Schwarz, Willi Interpolation of Discount Factors	1996
01.	Moormann, Jürgen Lean Reporting und Führungsinformationssysteme bei deutschen Finanzdienstleistern	1995

**FRANKFURT SCHOOL / HFB – WORKING PAPER SERIES
CENTRE FOR PRACTICAL QUANTITATIVE FINANCE**

No.	Author/Title	Year
13.	Weber, Andreas / Wystup, Uwe Vergleich von Anlagestrategien bei Riesterrenten ohne Berücksichtigung von Gebühren. Eine Simulationsstudie zur Verteilung der Renditen	2008
12.	Weber, Andreas / Wystup, Uwe Riesterrente im Vergleich. Eine Simulationsstudie zur Verteilung der Renditen	2008
11.	Wystup, Uwe Vanna-Volga Pricing	2008
10.	Wystup, Uwe Foreign Exchange Quanto Options	2008
09.	Wystup, Uwe Foreign Exchange Symmetries	2008
08.	Becker, Christoph / Wystup, Uwe Was kostet eine Garantie? Ein statistischer Vergleich der Rendite von langfristigen Anlagen	2008
07.	Schmidt, Wolfgang Default Swaps and Hedging Credit Baskets	2007
06.	Kilin, Fiodor Accelerating the Calibration of Stochastic Volatility Models	2007
05.	Gribsch, Susanne/ Kühn, Christoph / Wystup, Uwe Instalment Options: A Closed-Form Solution and the Limiting Case	2007

04.	Boenkost, Wolfram / Schmidt, Wolfgang M. Interest Rate Convexity and the Volatility Smile	2006
03.	Becker, Christoph/ Wystup, Uwe On the Cost of Delayed Currency Fixing	2005
02.	Boenkost, Wolfram / Schmidt, Wolfgang M. Cross currency swap valuation	2004
01.	Wallner, Christian / Wystup, Uwe Efficient Computation of Option Price Sensitivities for Options of American Style	2004

HFB – SONDERARBEITSBERICHTE DER HFB - BUSINESS SCHOOL OF FINANCE & MANAGEMENT

No.	Author/Title	Year
01.	Nicole Kahmer / Jürgen Moormann Studie zur Ausrichtung von Banken an Kundenprozessen am Beispiel des Internet (Preis: € 120,-)	2003

Printed edition: € 25.00 + € 2.50 shipping

Download:

Working Paper: http://www.frankfurt-school.de/content/de/research/Publications/list_of_publication0.html

CPQF: http://www.frankfurt-school.de/content/de/research/quantitative_Finance/research_publications.html

Order address / contact

Frankfurt School of Finance & Management

Sonnemannstr. 9–11 ■ D–60314 Frankfurt/M. ■ Germany

Phone: +49 (0) 69 154 008–734 ■ Fax: +49 (0) 69 154 008–728

eMail: m.biemer@frankfurt-school.de

Further information about Frankfurt School of Finance & Management
may be obtained at: <http://www.frankfurt-school.de>