

Akbulut-Yuksel, Mevlude

Working Paper

Children of war: the long-run effects of large-scale physical destruction and warfare on children

IZA Discussion Papers, No. 4407

Provided in Cooperation with:

IZA – Institute of Labor Economics

Suggested Citation: Akbulut-Yuksel, Mevlude (2009) : Children of war: the long-run effects of large-scale physical destruction and warfare on children, IZA Discussion Papers, No. 4407, Institute for the Study of Labor (IZA), Bonn

This Version is available at:

<https://hdl.handle.net/10419/35841>

Standard-Nutzungsbedingungen:

Die Dokumente auf EconStor dürfen zu eigenen wissenschaftlichen Zwecken und zum Privatgebrauch gespeichert und kopiert werden.

Sie dürfen die Dokumente nicht für öffentliche oder kommerzielle Zwecke vervielfältigen, öffentlich ausstellen, öffentlich zugänglich machen, vertreiben oder anderweitig nutzen.

Sofern die Verfasser die Dokumente unter Open-Content-Lizenzen (insbesondere CC-Lizenzen) zur Verfügung gestellt haben sollten, gelten abweichend von diesen Nutzungsbedingungen die in der dort genannten Lizenz gewährten Nutzungsrechte.

Terms of use:

Documents in EconStor may be saved and copied for your personal and scholarly purposes.

You are not to copy documents for public or commercial purposes, to exhibit the documents publicly, to make them publicly available on the internet, or to distribute or otherwise use the documents in public.

If the documents have been made available under an Open Content Licence (especially Creative Commons Licences), you may exercise further usage rights as specified in the indicated licence.

IZA DP No. 4407

**Children of War:
The Long-Run Effects of Large-Scale
Physical Destruction and Warfare on Children**

Mevlude Akbulut-Yuksel

September 2009

Children of War: The Long-Run Effects of Large-Scale Physical Destruction and Warfare on Children

Mevlude Akbulut-Yuksel

*Dalhousie University,
HICN and IZA*

Discussion Paper No. 4407
September 2009

IZA

P.O. Box 7240
53072 Bonn
Germany

Phone: +49-228-3894-0
Fax: +49-228-3894-180
E-mail: iza@iza.org

Any opinions expressed here are those of the author(s) and not those of IZA. Research published in this series may include views on policy, but the institute itself takes no institutional policy positions.

The Institute for the Study of Labor (IZA) in Bonn is a local and virtual international research center and a place of communication between science, politics and business. IZA is an independent nonprofit organization supported by Deutsche Post Foundation. The center is associated with the University of Bonn and offers a stimulating research environment through its international network, workshops and conferences, data service, project support, research visits and doctoral program. IZA engages in (i) original and internationally competitive research in all fields of labor economics, (ii) development of policy concepts, and (iii) dissemination of research results and concepts to the interested public.

IZA Discussion Papers often represent preliminary work and are circulated to encourage discussion. Citation of such a paper should account for its provisional character. A revised version may be available directly from the author.

ABSTRACT

Children of War: The Long-Run Effects of Large-Scale Physical Destruction and Warfare on Children^{*}

During World War II, more than one-half million tons of bombs were dropped in aerial raids on German cities, destroying about one-third of the total housing stock nationwide. This paper provides causal evidence on long-term consequences of large-scale physical destruction on the educational attainment, health status and labor market outcomes of German children. I combine a unique dataset on city-level destruction in Germany caused by Allied Air Forces bombing during WWII with individual survey data from the German Socio-Economic Panel (GSOEP). My identification strategy exploits the plausibly exogenous city-by-cohort variation in the intensity of WWII destruction as a unique quasi-experiment. My findings suggest significant, long-lasting detrimental effects on the human capital formation, health and labor market outcomes of Germans who were at school-age during WWII. First, these children had 0.4 fewer years of schooling on average in adulthood, with those in the most hard-hit cities completing 1.2 fewer years. Second, these children were about half inches (one centimeter) shorter and had lower self-reported health satisfaction in adulthood. Third, their future labor market earnings decreased by 6% on average due to exposure to wartime physical destruction. These results survive using alternative samples and specifications, including controlling for migration. Moreover, a control experiment using older cohorts who were not school-aged during WWII reveals no significant city-specific cohort trends. An important channel for the effect of destruction on educational attainment appears to be the destruction of schools and the absence of teachers, whereas malnutrition and destruction of health facilities during WWII seem to be important for the estimated impact on health.

JEL Classification: I21, I12, J24, N34

Keywords: physical destruction, human capital formation, children, wars

Corresponding author:

Mevlude Akbulut-Yuksel
Department of Economics
Dalhousie University
Halifax, NS
Canada
E-mail: mevlude@dal.ca

^{*} I am grateful to Aimee Chin, Adriana Kugler and Chinhui Juhn, for very useful comments and discussions. I also thank Randall Akee, Joshua Angrist, Barry Chiswick, Deborah Cobb-Clark, Damien de Walque, David Jaeger, Daniel Hamermesh, Scott Imberman, Melanie Khamis, Ben Kriechel, David Papell, Belgi Turan, Gerard van den Berg and Mutlu Yuksel as well as seminar participants at Dalhousie University, Oxford University, University of Alicante, University of Texas Pan American, DIW Berlin, IZA, 2009 SOLE; HICN's Annual Workshop; 2008 NEUDC; 2008 IZA/World Bank Conference; 2008 IZA European Summer School in Labor Economics and University of Houston Workshop for their helpful comments and suggestions. I am also grateful to Stephen Redding and Daniel Sturm for kindly providing me with their refugee data. Parts of this paper were prepared during my visit to Institute for the Study of Labor (IZA) in 2008. I thank IZA for providing financial support and a stimulating research environment, and Margard Ody and Georgios Tassoukis for their help with the data and historical records. I am responsible for any errors that may remain.

1. Introduction

Large and aggregate shocks caused by natural disasters and wars have devastating consequences for a country, including loss of lives, displacement of people, destruction of physical capital and public infrastructure, and reduction in economic growth. Evidence from macro-level studies suggests rapid recovery such that within 20-25 years, physical capital and other macroeconomic outcomes return to their steady state.¹ However, the direct and indirect legacies of these events along human dimensions could be longer lasting and as serious as physical impacts. On the one hand, natural disasters and wars can have direct consequences on households through loss of loved ones, change in family structure and deprivation of resources. On the other hand, large-scale physical destruction arising from these unfortunate events can inflict indirect long-term burdens on survivors.

Among survivors, children may be especially adversely affected by the destruction of physical capital and deterioration of economic means given the age-specific aspect of many human capital investments. For example, wars and associated physical destruction can interrupt the education of children through demolition of schools, absence of teachers, and changes in the family structure and household income. Also, wars can worsen children's health through famines, malnutrition, outbreaks of infectious diseases, post-war trauma, and destruction of health facilities. Given the well documented empirical evidence on the relationship between human capital and earnings, destruction of physical capital can even have longer-run effects on children via their future labor market outcomes.

This paper provides causal evidence on long-run consequences of large-scale physical destruction on the educational attainment, health status and future labor market outcomes of

¹ See, Miguel and Roland, 2005; Brakman, Garretsen and Schramm, 2004; Davis and Weinstein, 2002; Ben-David and Papell, 1995.

children. Specifically, I use city-by-cohort variation in destruction in Germany arising from Allied Air Forces (hereafter, "AAF") bombing during World War II as a unique quasi-experiment to estimate the effects of warfare and physical destruction on the human capital and earnings of individuals who were school-aged during WWII. This should be of interest for several reasons. First, WWII was a major, transformative event in modern history and it is important to understand its long-term effects. Moreover, it informs on the general question of how war and destruction of physical capital impact human capital formation and earnings in the future. Armed conflicts seem to have gotten more common and more physically destructive in recent years (Collier, Hoeffler and Rocher, 2008), making it policy-relevant to understand the long-run effects of armed conflicts and the mechanisms through which they impact children; to the extent that armed conflicts have long-run detrimental effects on children's human capital and labor market outcomes, policymakers can devise policies and programs to stem these effects.

My analysis combines a unique dataset on the extent of WWII destruction for each German Regional Policy Region (Raumordnungsregionen, hereafter, "ROR", "region" or "city")² with individual-level data from a nationally-representative survey, the German Socio-Economic Panel (GSOEP). WWII destruction in Germany was caused primarily by the extensive bombing campaigns of the Allied Air Forces. AAF air raids destroyed or heavily damaged approximately 30 percent of the total housing stock nationwide and 45 percent of the housing stock in large cities (USSBS, 1945; Diefendorf, 1993).

On the one hand, some cities experienced greater destruction than others. I discuss the determinants of destruction in detail section 3; the essential point is that the intensity of

² The analysis is restricted to former West Germany. West Germany comprises of 75 RORs. RORs are analogous to metropolitan statistical areas (MSAs) in the U.S., though, in contrast to MSAs, RORs also encompass rural areas; that is, all of Germany, regardless of urbanicity, belongs to an ROR.

WWII destruction depended on fixed city characteristics (e.g., larger cities or cities with more visible landmarks were more likely to be targets of air raids) and chance (due to the technology and weather, only part of the time the intended exact target was hit and the maximal damage caused). On the other hand, only individuals who were at school-going age during WWII (hereafter, "the affected cohorts") would have had their human capital investment affected by WWII destruction; the human capital of cohorts born after WWII would not be affected by this destruction.³ This leads me to use a difference-in-differences-type strategy where the "treatment" variable is an interaction between city-level intensity of WWII destruction and dummy for being school-aged during WWII, and where I always control for city fixed effects and cohort fixed effects. *The identifying assumption is that had the WWII destruction not occurred, the difference in schooling, health and labor market outcomes between the affected cohorts and the cohorts born after WWII would have been the same across cities of varying intensity of destruction.*

This paper makes several contributions. First, there are very few micro-level studies that rigorously quantify the long-term effects of physical destruction on children's human capital and labor market outcomes and this paper adds to this growing literature. To the best of my knowledge, none of these studies use as detailed data on war damage and look at the longer-run outcomes as this paper. I have collected rubble per capita and bombing intensity data from historical and military archives for each of Germany's 75 regions which enable me to quantify the *realized* wartime physical destruction. In contrast, the other studies (Akresh and de Walque, 2008; Shemyakina, 2006 and Ichino and Winter-Ebmer, 2004) use a measure of exposure to war that has limited spatial variation (only across countries, or across a few

³ As explained in section 4, I will use individuals born between 1951 and 1960 as the control group. Individuals born 1940 and 1950 are dropped since their exposure to WWII destruction is not clear; though they would have started school after WWII ended, of course reconstruction did not occur overnight.

regions within a country), and they have no or limited information on the intensity of war exposure. Measuring exposure to war at a lower level of aggregation enables me to match the treatment to each individual more accurately and form more plausible control groups.⁴ Second, I look at longer-run outcomes including adult mortality, health satisfaction and earnings than some of these other papers; the conflicts studied in other papers are more recent, so very long-run outcomes are yet to be realized. Third, in contrast to recent micro-level studies, availability of prewar and postwar city-level data and a wide range of war-related questions in GSOEP enable me to rigorously investigate the potential mechanisms by which war destruction affected the human capital, health status and labor market outcomes of school-age children during WWII.

To preview my results, I find that large-scale physical destruction had detrimental effects on education, health and labor market outcomes even after 40 years. First, children who were school-aged during WWII had 0.4 fewer years of schooling on average in adulthood, with those in the most hard-hit cities completing 1.2 fewer years. Second, these children were about half inches (one centimeter) shorter and had lower self-reported health satisfaction in adulthood. Third, exposure to war deteriorates future labor market earnings of these children by 6 percent on average. An important channel for the effect of destruction on educational attainment appears to be the destruction of schools and the absence of teachers, whereas malnutrition and destruction of hospitals during WWII seems to be important for the estimated effects on health. Finally, I find that wartime destruction impacted both educational attainment and health status of children in the long-run and these are likely to have separate

⁴ It is worth noting that Miguel and Roland (2006) measure bombing intensity in Vietnam at the district level, which is even, lower a level of aggregation than I use here. However, their analysis is not at the individual level (it is at the district level) and they do not examine children's education and health outcomes (their only human-capital-related variable is fraction of the population that is literate).

direct effects on the future labor market earnings.⁵ Some papers use exposure to war, other childhood shocks, natural disasters, macroeconomic crises, quarter of birth and distance to school to generate an instrumental variable of education to estimate the causal effect of education on earnings. However, my analysis shows that these instruments may also have a direct impact on other forms of human capital such as health. Thus, this raises the question of whether these instrumental-variables satisfy the exclusion restrictions.

The remainder of the paper is organized as follows. Section 2 reviews the related literature. Section 3 provides a brief background of AAF bombing in Germany during WWII. Section 4 discusses the identification strategy. Section 5 describes the city-level destruction data and individual-level survey data used in the analysis. Section 6 presents the main results, extensions and robustness checks. Section 7 concludes.

2. Literature Review

An extensive literature looks at the association between armed conflicts and countries' socioeconomic performance from a macro perspective. One set of studies has focused on the impact of U.S. bombing on post-war macroeconomic outcomes at the city or regional level. Studies that examine the long-run effects of U.S. bombing during WWII-including in Japan (Davis and Weinstein, 2002) and in Germany (Brakman, Garretsen and Schramm, 2004)-find no evidence for the persistent impacts of the bombing on local population or economic performance. Using the extensive U.S. bombing campaigns in

⁵ This paper provides evidence on the consequences of WWII in the intensive margin, where I exploit city-by-cohort variation in war damage within Germany. To get better understanding on the nation-wide effects of WWII in Germany, I exploit only cohort variation in WWII exposure. This analysis reveals that the affected cohorts experience deterioration not only in their educational attainment and earnings, but also in several measures of health including adult height and health satisfaction (the results are available upon request from author). This finding suggests that such large and aggregate shocks can impact affected cohorts' future earnings through reduction in education as well as deterioration of adult health.

Vietnam during the Vietnam War as a quasi experiment, Miguel and Roland (2005) revisit the same question. They provide similar evidence suggesting that U.S. bombing did not have any long-lasting effects neither on physical infrastructure and local population, nor on literacy and poverty levels, 25 years after the Vietnam War. Thus, this strand of the literature finds that war impacts are limited mainly to the temporary destruction of physical capital, in line with the predictions of the neoclassical economic growth models that suggest rapid recovery to pre-war equilibrium levels.

Due to data constraints however, only handful of studies have attempted to provide micro-level evidence on the cost of armed conflicts on civilians' outcomes, in particular those of children.⁶ Using two cross-sectional household surveys collected before and after the genocide in Rwanda, contemporaneous work by Akresh and de Walque (2008) find that school-age children exposed to the genocide in 1994 attain 0.5 fewer years of schooling and are less likely to complete third or fourth grade. Angrist and Kugler (2008) show that an exogenous upsurge in conflict activities arising from increase in coca prices and cultivation in Colombia has a negative effect on teenager boys' school enrollment. Shemyakina (2006) examines the effects of civil conflict in Tajikistan and finds that girls residing in conflict areas are less likely to complete secondary school education; however, the civil conflict had little, or no, effect on educational attainment of boys. Using WWII as an instrumental variable to estimate the causal effect of education on earnings, Ichino and Winter-Ebmer (2004) find that individuals who were 10 years old during or immediately after WWII

⁶ However, an extensive prior literature has focused on the impact of military service on the human capital accumulation and later labor market outcomes of combatants in US, Europe and Africa (Angrist, 1990, 1998; Angrist and Krueger, 1994; Imbens and van der Klaauw, 1995; Blattman and Annan, 2009). However, veterans are likely to be impacted by the war in different dimensions than the rest of the population who are not involved in the war; therefore studies on veterans provide limited information on the impact of wars on the civilian population and children.

acquire less education and earned significantly less in adulthood compared to other cohorts within Germany and Austria as well as to individuals of the same cohort born in non-war countries (namely, Switzerland and Sweden). They argue that WWII exposure affects these individuals only through deteriorating their human capital.

This study also closely relates to literature looking at the causal association between early childhood shocks, including exposure to war, crop failure, famine, diseases, macroeconomic crises, and children's health status. The existing literature on Africa finds that malnutrition caused by civil conflicts and crop failures in Africa hinders the physical development of children.⁷ The empirical evidence from developed and other developing countries further documents the importance of childhood environment on later life outcomes. In accordance with the fetal origins hypothesis (Baker, 1992), these studies find that malnutrition and poor living conditions in-utero and during early childhood deteriorate the adulthood outcomes including health status and height (Banerjee, Duflo, Postel-Vinay and Watts, 2009), educational level and labor market earnings (Almond, 2006; Case and Paxson, 2006; Qian and Meng, 2006) and life expectancy (Van den Berg, Lindeboom and Portrait, 2006).

To summarize, there have been very few papers on the effects of wartime physical destruction on children's educational, health and labor market outcomes. This paper adds new evidence to this growing literature. First, I use a source of variation in armed conflict that others have not used before-the variation in physical destruction caused by bombing during WWII across cities within Germany. Second, I am able to measure exposure to armed conflict at a lower level of aggregation than other micro-level studies have done.

⁷ See, Alderman, Hoddinott and Kinsey, 2004; Akresh, Verwimp and Bundervoet, 2007; Bundervoet, Verwimp and Akresh, 2007.

Additionally, I look at longer-run outcomes than some of these other papers including labor market earnings, adult mortality and self-rated health satisfaction; the conflicts in Africa and former Soviet Union are more recent, so very long-run outcomes are yet to be realized.

3. Background on Allied Bombing of German Cities during WWII⁸

During World War II, German cities experienced the widespread bombardment of the Allied Air Forces. Bomber Command's area offensive represented "true air warfare" and the bombing campaign was the only offensive action in Germany between June 1940 and June 1944 (Werrell, 1986). As a result of AAF aerial attacks, 30 % of the total housing stock nationwide and approximately 45 % of the housing stock in the large cities were destroyed or heavily damaged. Though most of the destroyed buildings were apartment buildings; schools, hospitals and other kinds of public buildings were also destroyed in every city.

An overwhelming majority of AAF's aerial attacks consisted of "area bombing" at night rather than "precision bombing". Sir Arthur Harris, the commander chief of RAF, regarded area bombing as the most promising method of aerial attacks. The aim of area bombing was to start a fire in the center of the each town, which-it was hoped-would consume the whole town. At the same time, Sir Harris and his staff had a strong faith in the morale effects of bombing and thought that Germany's will to fight could be destroyed by the destruction of German cities (USSBS, 1945).

During area aerial attacks, AAF went on to bomb almost every major and minor German city, though the number of bombs dropped and the intensity of destruction varied

⁸ Information presented in this section is mainly gathered from the following historical sources: (i) the United States Strategic Bombing Survey (USSBS) (1945); (ii) Diefendorf (1993) "In the Wake of War: The Reconstruction of German Cities after World War II; and (iii) Grayling (2006) "Among the Dead Cities: Was the Allied Bombing of Civilians in WWII a Necessity or a Crime?"

substantially across cities (the shaded area in Figure 1 shows the share of dwellings destroyed in German cities by the end of WWII). The targeted cities were not necessarily selected because they were particularly important for the war effort, but also for their visibility from the air, depending for example on weather conditions or visibility of outstanding landmarks such as cathedrals (Friedrich, 2002). On the other hand, cities in the northern and western parts of Germany-those most easily reached from the air fields in England-suffered the most destruction. As a result, Berlin was not hit as hard until the end of 1943 because of its great distance from the bomber airfields of eastern England-it was nearly twice as far away as the cities in Ruhr Area (Diefendorf, 1993; Grayling, 2006).

The foregoing discussion of the historical accounts of the attacks on German soil suggest that the degree of destruction in German cities depended on fixed city characteristics (e.g., larger cities and cities with more visible landmarks were more likely to be targets of air raids) and chance (due to the technology and weather, only part of the time the intended exact target was hit and the maximal damage caused). In my main analysis, I will take the cross-regional variation in intensity of WWII destruction as exogenous once I control for regional fixed effects.

4. Identification Strategy

In this section, I describe the quasi-experimental setting to identify the causal effect of WWII destruction on education, health and labor market outcomes of German children. This strategy exploits the plausibly exogenous city-by-cohort variation in destruction intensity. This is a difference-in-differences-type strategy where the "treatment" variable is an interaction between city-level intensity of WWII destruction and dummy for being school-

aged during WWII.⁹ In particular, the proposed estimate of the average treatment effect is given by β in the following baseline city and birth cohort fixed effects equation:

$$Y_{irt} = \alpha + \beta (Intensity_r \times WWII_{it}) + \delta_r + \gamma_t + \pi' \mathbf{X}_{irt} + \varepsilon_{irt} \quad (1)$$

where Y_{irt} is the outcome of interest for individual i , in city r , born in year t . $Intensity_r$ is the measure of destruction in city r . $WWII_{it}$ is a dummy variable that takes a value of 1 if individual i was born between 1924 and 1939 and zero otherwise. Individuals born between 1924 and 1939 were still at school-age during WWII and their schooling has the potential to be affected by WWII destruction¹⁰. The human capital accumulation of individuals born after WWII would not have been impacted by this destruction; hence these later birth cohorts are in the control group.¹¹ δ_r is city-specific fixed effects, controlling for the fact that cities may be systematically different from each other. γ_t is the birth cohort-specific fixed effects, controlling for the likely secular changes across cohorts. Since I will be using a single cross section, γ_t accounts not only for cohort but also for age effects. \mathbf{X}_{irt} is a vector of individual characteristics including gender and rural dummies as well as family background characteristics (e.g., parental education). ε_{irt} is a random, idiosyncratic error term. Following

⁹ This paper provides evidence on the impact of wartime physical destruction using city-by-cohort variation in wartime destruction within Germany; therefore this approach may yield lower bound estimates for the aggregate nation-wide effects of WWII on children's human capital formation and labor market outcomes.

¹⁰ When height is the outcome of interest, the affected cohorts are defined differently. Previous research has shown that adult height is largely determined by age 2 or 3 and is significantly influenced by the diet and health conditions in the early childhood years (Brainerd, 2008). Guided by this research, when I look at height, the treatment group is restricted to individuals who were born between 1937 and 1945. Therefore, for height regressions, dummy variable $WWII_{it}$ takes a value of 1 if individual i was born between 1937 and 1945, and zero otherwise.

¹¹ As I explain below, I will use individuals born 1951-1960 as the control cohorts. Individuals born 1940-1950 are dropped since their exposure to WWII destruction is not clear; hence the reconstruction did not occur overnight. Figures 4 and Figure 6 provide further evidence suggesting that the schools and hospitals were indeed rebuilt in the early 1960s.

Bertrand, Duflo and Mullainathan (2004), the standard errors are clustered by city to account for correlations in outcomes between individuals within the same cities.

In order to interpret β as the effect of war destruction, we must assume that *had WWII destruction not occurred, the difference in schooling, health and labor market outcomes between the affected cohorts and cohorts born after WWII would have been the same across cities of varying intensity of destruction*. I assess the plausibility of this assumption below by performing a falsification test/control experiment where I repeat the analysis using only cohorts already beyond school age.

5. Data and Descriptive Statistics

The measure of WWII destruction intensity I use for my main analysis is from Kaestner (1949), who reports the results of a survey undertaken by the German Association of Cities ("Deutscher Staedtetag"). Kaestner (1949) provides city-level information on the aggregate residential rubble in m^3 per capita in German cities by the end of WWII, which is what I use as a measure of city's overall wartime destruction. Rubble arising from destruction of industrial buildings, inventories, machines and traffic facilities was not included into the calculations.¹² In order to examine prewar conditions and assess the mechanisms through which WWII destruction might have affected children's long-run outcomes, I gathered data from various years of the German Statistical Yearbooks. First, I assembled city-year data on the number of schools and number of teachers; of particular interest is the change in the number of schools and teachers immediately before and after the war because this would have been the change in school inputs available to the affected

¹² This same source also provides information on the percentage of the residential dwellings destroyed in 1946 in the territory of former West Germany. The correlation between these two measures of WWII destruction is 0.9; thus I present the results with rubble per capita measure.

cohorts. Second, I collected city-year data on number of hospitals from various years of the German Statistical Yearbook to analyze the availability of health facilities. Additionally, I compiled data from 1939 German Statistical Yearbook on prewar city characteristics including average income per capita, total area and population size.

The data on individual and household characteristics come from the confidential version of German Socio-Economic Panel (GSOEP). GSOEP is a household panel survey that is representative for the entire German population residing in private households. It provides a wide range of information on individual and household characteristics as well as parental background and the childhood environment in which one grows up. The GSOEP also incorporates war-related questions including whether father was involved in WWII and whether parents died during the war years. I restrict the empirical analysis to individuals born between 1924 and 1960. I dropped individuals born between 1940 and 1950 from the analysis since their exposure to WWII destruction is not as clear.¹³

I consider WWII destruction impacts at the Regional Policy Regions (RORs) level which are spatial units defined by the Federal Office for Building and Regional Planning (Bundesamt fuer Bauwesen und Raumordnung, BBR), to differentiate between areas in Germany based on their economic interlinkages. Germany has 75 different regional policy regions in Germany (see Figure 2 for detailed information on RORs). GSOEP is the only German dataset that provides information on the location of German households at ROR level along with other individual and household level information.¹⁴ The GSOEP reports

¹³ The empirical findings are qualitatively similar if I use the entire sample and different cutoffs. The results for entire sample, where these 1940-1950 cohorts are added to the control group, are presented in Appendix Table 1. Point estimates tend to be smaller; this is not surprising since the control group now includes some cohorts that may have received partial treatment; i.e., they were affected to some extent by the destruction since reconstruction did not occur overnight.

¹⁴ It would have been appealing to use German Census data due to the much larger number of observations available compared to the GSOEP. Unfortunately it is not possible to identify the ROR in the census data, and

households' ROR information starting from 1985; thus I conduct the empirical analysis with the 1985 wave of GSOEP. For height estimations, however I utilize the 2002 wave since GSOEP reports the individuals' height starting from 2002. I also restrict my analysis to West Germany, for which I have the war destruction data.

The GSOEP provides information on cities where individuals are residing in 1985 onwards. Nevertheless, the GSOEP also asks respondents whether they still live in the city or area where they grew up.¹⁵ This question helps me identify whether individuals still reside in their childhood city or area. On the other hand, it is well documented that Germany has historically low levels of geographic mobility in comparison to the U.S. and U.K. and that mobility is particularly low during childhood and early adulthood (Rainer and Siedler, 2005; Hochstadt, 1999). For example, mobility rates were very low during the period 1950-1970 among native Germans in former West Germany, with an annual migration rate between states of around 0.02, defined as the ratio of number of migrants to or from a state within one year by the population of that state (Hochstadt, 1999).¹⁶ At times of heavy aerial bombing, the urban population may have fled into the countryside, seeking shelter, food, and protection; nevertheless, historical accounts document that wartime displacement was temporary. By June 1947, the urban population had reached 80 percent of prewar levels, then nearly 90 percent in 1948 (Hochstadt, 1999).

in fact the least aggregate geographic identifier available in the census is the state. This would not provide adequate variation in intensity of WWII destruction.

¹⁵ The GSOEP question based on which the movers are identified in this paper is "Do you still live in the city or area where you grew up until age 15?" with three possible responses "yes, still", "yes, again", and "no". I have coded individuals who answered this question as "yes, still" and "yes, again" as non-movers. The interpretation of city or area was left to the perception of the respondents; therefore it is likely that individuals are coded as movers even though they relocated within the same region rendering their exposure to WWII unchanged.

¹⁶ In addition, individuals living in West Berlin in 1985 are excluded from the analysis as a robustness to avoid potential problems from East-West migration and the results are consistent with baseline specification.

To form the final dataset used in the analysis, I recoded the raw data on war destruction using German regional boundaries (ROR) employed by GSOEP in 1985 and then merged it by ROR with the individual-level data from the GSOEP.¹⁷ Table 1 presents the descriptive statistics for population-weighted city-level war destruction measures and variables measuring prewar conditions. Table 1 shows that the average West German lived in a city that had a great deal of destruction-12.25 rubble in m³ per capita and 36% of total housing units destroyed. There was variation across cities in destruction intensity; people in cities with above-average destruction had over three times the rubble per capita as people in cities with below-average destruction.¹⁸ Table 1 makes clear that highly destroyed cities are different than less destroyed cities. For example, highly destroyed cities are larger in area and have higher average income per capita in 1938. This highlights the fallacy of relying only on cross-city variation in destruction to identify the effects of destruction; it is likely incorrect to attribute all differences in children's education, health and labor market outcomes between highly destroyed and less destroyed cities to war destruction because there are other differences between these cities that are correlated with the outcomes too. The difference-in-differences strategy I propose uses within-city cross-cohort variation to identify the effects of destruction, and controls for fixed differences between cities and cohorts.¹⁹

Table 2 shows the descriptive statistics of the outcomes and the main individual-level control variables I will use in my estimation. One of the main outcomes of interest is years of

¹⁷ The data on rubble in m³ per capita is available for almost all municipalities with more than 12,000 inhabitants in 1939. Additional measures-schools, and teachers are only available for municipalities with more than 20,000 inhabitants in 1939. To obtain the regional averages of these variables, I merge municipalities using 1985 GSOEP regional borders.

¹⁸ I divide the sample as above and below mean using rubble per capita as a measure of destruction.

¹⁹ There is a concern that the observed differences in levels of city size and per capita income suggest possible differences in trends in children's outcomes. Below, I assess whether there are differential trends by doing a falsification test/control experiment using data on cohorts who would have completed their schooling before WWII.

schooling completed. The GSOEP asks respondents about educational attainment; then in the data files maps these attainment categories into years of schooling. While most of my regression analysis is with the years-of-schooling measure, I will also present results using the attainment categories. I will also analyze health and labor market outcomes. I use three measures of adult health including height, mortality and self-reported health satisfaction and, for labor market outcomes, logarithm of hourly wage. These outcomes are measured four decades after WWII, and reflect the outcomes of WWII survivors who lived to 1985 or later.

6. Estimation Results

6.1. Estimates of War Destruction on Children's Educational Attainment

Table 3 reports the results of estimating Equation 1 where the dependent variable is completed years of schooling. Each column is from a separate regression that controls for city and birth year fixed effects along with female and rural dummies. The difference-in-differences estimate, β , is reported in the first row. It is negative and significant at 95% level of confidence in every specification. Column (1) displays the difference-in-difference estimates for the entire population. Column (1) has an estimated β of -0.028 which suggests that WWII destruction caused school-age children to attain on average 0.4 fewer years of schooling (this is the coefficient multiplied by the mean intensity of destruction). To gain a better understanding on the magnitude of β , we can also compare the educational attainment of school-going age children who were in Cologne (one of the heavily destroyed cities with 25.25 m³ rubble per capita) to that in Munich (one of the less destroyed cities with 6.50 m³ rubble per capita) during WWII.²⁰ Using this comparison, column (1) suggests that children

²⁰ These two cities were very similar in terms of their prewar characteristics, but Cologne was closer to bomber aerial fields in England and therefore was exposed to more destruction.

in Cologne had 0.6 fewer years of schooling compared to children in Munich as a result of higher wartime destruction.²¹

Columns (2)-(4) of Table 3 present the results incorporating family background characteristics, such as father's and mother's educational attainment which are likely to serve as a proxy for parents' economic status.²² Columns (2)-(4) are from separate regressions where the difference-in-difference coefficient varies by parental human capital. The first row in columns (2)-(4) reports the estimation results for children whose parents had basic school degree (Hauptschule) or less.²³ Results summarized in columns (2)-(4) reveal that children with less educated parents had a greater reduction in their educational attainment (first row). On the other hand, interaction terms suggest that the negative effect of war damage is mitigated for children whose parents have more than basic education (second and third rows). This differential effect may work literally through parental education (e.g., more educated parents value education more, and so ensure their children are educated too even if negative shocks occur) or through other channels correlated with parental education such as family income or wealth (e.g., rich families can afford to educate their children, and can hire private tutors or send children to boarding schools when necessary).²⁴

²¹ One may expect the effect of war destruction to be non-linear, e.g., when destruction surpasses a certain level then the detrimental effects become especially large, otherwise the effects are modest or negligible. To explore whether the negative effect of war devastation is more pronounced in most destroyed regions, I divide the destruction intensity measure into quartiles. This analysis shows that children in most hard-hit regions attain 1.23 fewer years schooling relative to the control group; this effect is twice as large as for the second and bottom quartiles.

²² There is a concern that WWII destruction may also have impacted parental human capital. Regression of rubble per capita on parental educational attainment, controlling for city and cohort fixed characteristics reveals no statistically significant results suggesting that if anything, war damage has no impact on parental education.

²³ The basic school diploma (Hauptschule) is granted after 9 years of schooling in Germany. As shown in Table 2, the majority of children have parents with basic education or less (83% of fathers and 89% of mothers in my sample completed basic education or less).

²⁴ Additional specifications allow the difference-in-difference estimates to vary by gender and urban status. I find that there is no heterogeneity along gender or urban status (results available upon request).

Table 3 shows that war exposure decreases children's years of schooling by 0.4 years. It is also useful to estimate the effect of destruction on educational attainment, i.e., probability of completing certain degrees. For example, does the effect in Table 3 come from a reduction in middle school, secondary school or college completion? To assess at what level of education the adverse effect of war shock is present, I estimate the following baseline specification:

$$Y_{irtm} = \alpha + \beta_m (Intensity_r \times WWII_{it}) + \delta_r + \gamma_t + \pi' \mathbf{X}_{irtm} + \varepsilon_{irtm} \quad (2)$$

where the outcome of interest, Y_{irtm} is a dummy variable that indicates whether the individual i born in year t , in city r , completed m years of schooling or more. β_m , for $m=7$ to 18, is the estimated effect of the WWII destruction for probability of completing each levels of education. The estimation results for difference-in-difference estimates are plotted in Figure 3 (the 95% confidence interval is also shown). Each point in Figure 3 is from a separate regression where the outcome is a dummy variable that takes a value of 1 if individual completed m years of schooling or more and zero otherwise. Figure 3 reports that on average school-age children are 8 % less likely to finish Gymnasium, the highest high school track in the German education system, and 6.5 % less likely to have some college because of war devastation. Therefore, Figure 3 suggests that the adverse effects of war are more severe for young adults who were about to complete 12-14 years of schooling which is associated with Gymnasium completion.²⁵ Had the WWII destruction not occurred, these children might at least have finished high school but instead they dropped out of school. By

²⁵ It is the academic track, required of those intending to attend college. The Gymnasium prepares students for the university entrance exam (Abitur) after grade 13 or gives them a chance to take a lower level qualification after grade 12, called Fachhochschulreife, which allows school leavers to attend a polytechnic.

the time the war ended, they would have been young adults of the age when it is customary to work and therefore too old to return to school.

Threats to Validity

A potential confounding factor for results summarized in Table 3 is probability of the nonrandom migration across regions. For example, people residing in heavily destroyed regions are likely to be displaced to less destroyed regions during heavy aerial attacks. Alternatively, highly destroyed regions might attract a large number of postwar economic migrants seeking to take part in reconstruction efforts. Both types of migration might induce selection bias in the analysis of WWII destruction effects on children's long-term outcomes. To address whether individuals' migration decision is based on the destruction level of the regions, I estimate Equation (1) using the probability of moving as the dependent variable; results are reported in Table 4. Individuals are coded as movers if they report that they no longer reside in their childhood city or area in 1985. Treatment and control groups for this specification are the same as in the Table 3 education analysis. The difference-in-difference estimates for probability of moving are close to zero and statistically insignificant in every specification. This finding bolsters confidence that individuals did not choose their final destination according to the destruction level of the regions.²⁶

²⁶ An additional concern related to mobility is refugees or people that fled from the former parts of Germany and Soviet Zone/GDR. The 1961 city-level refugee data provided by Redding and Sturm (2008) suggests that refugees constituted 2% of the German population in 1961. Nevertheless, it would be of interest to estimate the long-term effects of WWII devastation on children of this group; however it is not possible to identify refugees or people who fled from the former parts of Germany in GSOEP since they are German-ethnics. GSOEP asks respondents only their nationality, and once they replied as German, it is assumed that their birthplace is Germany. As an attempt to address this potential concern, I use 1961 city-level refugee data provided by Redding and Sturm (2008). I estimate the baseline specification separately for cities with refugees above or below median. I find similar effects for both samples.

Table 5 provides further evidence on nonrandom migration. The analysis in Table 5 is restricted to individuals who still live in the city or area where they grew up (hereafter, "non-movers"). The difference-in-difference estimates for non-movers are very similar to the estimates for the entire population (D-D estimates for the entire population and non-movers lie within each other's 95% confidence intervals). The empirical evidence presented in Table 5 supports our aforesaid findings that non-movers are not differentially impacted by the war shock and suggests that the non-random migration is less likely to be a concern.

Results summarized in Table 3 rest on the assumption that in the absence of the WWII, the difference in educational attainment between the affected group and the younger cohorts would have been similar across regions (this is known as the parallel trend assumption). That is, the coefficient for interaction between dummy for being born 1924-1939 and city-level rubble per capita would be zero in the absence of WWII destruction. However, if there were differential cohort trends in educational attainment between more destroyed and less destroyed cities, then it would not be possible to interpret the difference-in-differences estimate as due to WWII destruction. To assess the validity of the identifying assumption, I perform the following falsification test/control experiment. I restrict the empirical analysis to older cohorts who would have completed their schooling at the outset of WWII. I code the oldest cohorts (i.e. those born between 1904 and 1913) as the "Placebo" affected cohort and cohorts born between 1914 and 1923 as the "Placebo" control cohort though of course there is no true treatment here. If there are no differential trends, then the difference-in-differences estimates should be zero, which is indeed what I find (see Table 6). The results in Table 6 lend credence to the identification assumption in Equation (1) and

support the interpretation of the difference-in-difference estimates as due to WWII destruction as opposed to some city-specific cohort trend.^{27,28}

Another confounding factor may be change in the cohort size by regional destruction. That is, it is possible that highly destroyed cities experienced greater WWII casualties and labor shortages after WWII. Therefore, higher scarcity in labor supply might increase the returns to education more for cohorts born after WWII in highly destroyed cities. In this case, the coefficient for the interaction between dummy for being in "affected" cohorts and city's war destruction could yield a negative coefficient resulting from differences in cohort size across regions rather than from WWII destruction. As a check on this concern, I compared cohort sizes between highly destroyed and less destroyed cities. I find no meaningful variation in change in the cohort size across cities of varying destruction.

To summarize the estimation results so far, I find that WWII destruction reduced the educational attainment of Germans who were at school-age during WWII. The reduction in education is borne disproportionately by people living in the most hard-hit regions, and whose parents were less educated. Analysis of the impact at each point in the education

²⁷ Additional potential robustness check would be to perform falsification test/control experiment with younger cohorts who are not part of the control group to assess whether the parallel trend assumption holds for postwar cohorts, too. However, the children who fall into the potential "Placebo" treatment and "Placebo" control groups are still continuing their education rendering it impossible to carry out this exercise. It is worth mentioning, however that city-level data on postwar per capita education and health expenditure reveal no differential trends between more destroyed and less destroyed cities for younger cohorts (data from various years of German Statistical Yearbooks).

²⁸ Another relevant consideration for the parallel trend assumption is that regional WWII destruction might be endogenous to trends in children's long-run outcomes. To address this potential concern, I employ an instrumental-variable strategy. The instrumental variable that I use for a region's wartime physical destruction is the region's distance to London obtained using the Geographic Names Information System (GNIS). As stated in section 3, regions in the northern and western parts of Germany suffered the most from the AAF aerial bombing. First, to assess whether our proposed instrumental-variable satisfies the exclusion restrictions, I compared cities closer to and farther away from London in terms of their prewar city characteristics. It is worth noting that I find no evidence suggesting differences in prewar city characteristics by distance to London. Second, the first-stage estimates are statistically significant at 1% significance level in every specification suggesting that regions closer to London indeed experienced more destruction as a result of AAF aerial raids, consistent with the historical records. Finally, I find that 2SLS estimates are quantitatively similar to D-D estimates. This finding further bolsters our credence that regional war damage is exogenous once I control for regional fixed characteristics (instrumental-variable results available upon request).

distribution suggests that the destruction caused children who might otherwise have completed the academic high school track to drop out, leading to a decrease in the probability of completing 12 years of schooling and attending some college. These impacts on educational attainment are both statistically and economically significant.

In contrast to recent micro-level studies, availability of prewar and postwar city-level data and a wide range of war-related questions in GSOEP enable me to rigorously investigate the potential mechanisms through which war destruction affected the educational attainment of children. I find that results are basically unchanged if I control for parent fighting in WWII or dying during WWII years, which suggests that it is not direct family experience in WWII combat that is responsible for the effects on children's schooling.²⁹ A likely mechanism seems to be the destruction of schools and the disruption in schools left standing. Figures 4 and 5 show the change in number of schools and teachers over time by destruction intensity. From these figures, it appears that regions with more rubble per capita also had a greater decline in both the number of schools (because schools were also destroyed as part of the AAF bombing) and the number of teachers (some teachers had to perform military service, and a significant number were Jewish). A story in which children in more destroyed areas receive less schooling because the schools are defunct due to bombing or departure of teachers is consistent with these empirical observations. Of course it is not possible to provide definitive proof of this story, and undoubtedly additional mechanisms are at work too, but this seems to be a plausible and an important mechanism for the effects of destruction on schooling.

²⁹ These results are available upon request from the author.

6.2. Estimates of War Destruction on Health Outcomes

Now, I turn to estimating the impact of WWII destruction on individuals' adult health outcomes. The health outcomes I will measure are height, mortality and health satisfaction. The *fetal origins hypothesis* suggests that malnutrition and poor living conditions in-utero and during early childhood may have effects on later life outcomes (Baker, 1992). Therefore, it is of interest to explore whether war destruction affects the long-run health outcomes of individuals who were children during WWII. A mediator for these long-run health effects, especially height in adulthood, is childhood nutritional status. WWII created food shortages and changes in the composition of food eaten which could have had especially detrimental effects on young children.

Table 7 reports the difference-in-difference estimates for adult health outcomes. The treatment and control groups described above for the education analysis apply for these outcomes as well, with the exception of height. Previous research has established that adult height is largely determined by age 2 or 3 and is significantly influenced by diet and health conditions in early childhood years (Brainerd, 2008). Thus, for height regressions, the treatment group is restricted to individuals who were born between 1937 and 1945, that is, dummy variable $WWII_{it}$ takes a value of 1 if individual i was born between 1937 and 1945, and zero otherwise.

Panel A examines the effect of WWII destruction on individual's height (measured in inches). All specifications show that wartime destruction had a long-lasting, detrimental effect on height that is significant at the 5% significance level. In column 1 of Panel A, the difference-in difference estimate is -0.036 indicating that individuals who experienced WWII are on average about half inch shorter in adulthood than the others. Alternatively, in a

comparison of Cologne and Munich, WWII cohorts residing in Cologne had 0.8 inches lower height in their adulthood relative to the same cohorts in Munich.³⁰ This is a sizable effect since average height grew by only 0.8 inches in the entire 19th century (Banerjee, Duflo, Postel-Vinay and Watts, 2009). Similar to education analysis, columns (2)-(4) report specifications incorporating parental human capital. D-D estimates summarized in these columns suggest that negative effects of wartime destruction were suffered mostly among children whose parents were less educated (basic education or less). This finding supports the previous research suggesting that family income and wealth serve as a safety net in unfavorable conditions (Currie, 2009).

Panel B presents the results for the mortality of WWII survivors using probit model (marginal effects are reported).³¹ To the best of our knowledge, this is the first paper assessing the impact of wartime physical destruction on individual's mortality. For this analysis, I take advantage of the panel structure of GSOEP that enables me to analyze the longer-run consequences of warfare. The mortality variable is a dummy variable that takes a value of 1 if an individual has a recorded death year sometime between 1985 (the beginning of my sample) and 2006, and zero otherwise.³² The first column of Panel B provides weak evidence that WWII destruction caused Germans who were school aged during WWII to die sooner; however, none of the effects are statistically significant in Panel B.

Finally, Panel C estimates the effect of war destruction on self-reported health satisfaction using Probit model. Health satisfaction is often considered to have significant explanatory power for predicting future mortality and is therefore a useful measure of

³⁰ Additional analysis that allows war destruction to be non-linear suggests that children in most hard-hit regions are two inches shorter in their adulthood relative to the control group.

³¹ Results are quantitatively similar when estimated with linear probability model.

³² Information on individual's death year in GSOEP comes from the official records.

morbidity.³³ Health satisfaction in the GSOEP is measured on a scale from 0 to 10. Individuals are coded as satisfied with their current health if their response is 6 and above. The results in Panel C are negative and significant in every specification. Thus, war destruction does worsen long-run health status (which is undoubtedly a reason for the higher mortality shown in columns Panel B). On the other hand, similar to education and height analysis, columns (2)-(4) suggest that children whose parents had basic education or less suffered the most from the negative consequences of WWII destruction.

To summarize the health results, I find that war destruction led to worse health in adulthood for Germans who were children during WWII-these children are shorter, report lower satisfaction with their health and are more likely to die. Similar to education analysis, the cost of WWII devastation in terms of adult health outcomes is borne disproportionately by children from disadvantageous families, and by those residing in most destroyed cities. In addition, the impact of destruction remain virtually unchanged when war-related variables such as loss of parent or father's involvement in war is incorporated into the analysis. While there are many mechanisms through which exposure to war and destruction might impact health status (e.g., trauma, mental illness), given the sizable impact on height, it is likely that malnutrition is an important mechanism. On the other hand, Figure 6 suggests that destruction of hospitals might be another underlying channel for the deterioration of children's health outcomes.

6.3. Estimates of War Destruction on Labor Market Outcomes

In this subsection, I analyze the effects of WWII devastation on individual's future labor market outcomes. An extensive literature has well documented the causal relation

³³ See, Idler and Benysmini, 1997; Frijters, Haisken-DeNew and Schields, 2005.

between individuals' human capital and labor market outcomes.³⁴ Given this well-established empirical evidence, wartime physical destruction can impact individuals' future labor market outcomes through reduction in educational attainment (summarized in Table 3) or through other channels, including deterioration in adulthood health (reported in Table 7).

The outcome of interest in Table 8 is logarithm of hourly wage. This analysis is restricted to individuals with positive labor market earnings. Hence, females have substantially lower labor force participation rates in Germany (Bonin and Euwals, 2005; Strøm and Wagenhals, 1991); I allow the treatment effect to differ by gender in Table 8. Following this specification, the first row shows the difference-in-difference estimates for males, the group on which I will focus on. Column 1 of Panel A shows that the difference-in-difference estimate for logarithm of hourly wage is -0.0051. This suggests that children exposed to large-scale physical destruction earn about 6 % less in adulthood on average (this is the coefficient multiplied by the mean intensity of destruction). Consistent with aforesaid educational attainment and health results, columns (2)-(4) in Panel A also point out that WWII destruction caused substantially higher earnings loss for children from less favorable backgrounds (the difference-in-difference estimate for this group is 14 percent- twice the size of estimates for the entire population in column 1).

Having shown that school-age children have lower future labor market earnings due to exposure to WWII destruction, it is of interest to explore the channels underlying this causal association. Is the estimated effect of physical destruction on earnings working through decline in education or are there other channels at work, including the deterioration in adulthood health? To investigate whether WWII damage has effects on earnings besides through education channel, I estimate the same specification as in Panel A but add years of

³⁴ See survey in Card, 1999; Case and Paxson, 2006.

schooling as a regressor. Results are presented in Panel B of Table 8. This analysis suggests that although education explains a considerable part of the earnings loss, the significant effects of war devastation remains. This implies that decline in educational attainment is not the only channel for earnings loss arising from WWII destruction, leaving room for other channels such as deterioration in adult health, or change in family structure.

Previous papers have used exposure to war, other childhood shocks, natural disasters, and macroeconomic crises, quarter of birth and distance to school to generate an instrumental variable of education to estimate the causal effect of education on earnings. The analysis in Panel B of Table 8 suggests that these instrumental-variables may have a direct effect on individual's earnings working through other forms of human capital such as health. Therefore, the analysis presented in Panel B raises the question of whether these instrumental-variables satisfy the exclusion restrictions.

7. Conclusion

This paper presents causal evidence on the long-run socioeconomic consequences of large-scale physical destruction arising from world's most costly and widespread global military conflict, WWII. The findings in this paper shed light on the potential long-term legacies of large-scale physical destruction caused by hurricanes, earthquakes, floods and contemporaneous armed conflicts. I combine a unique dataset on city-level WWII destruction with individual-level data from the German Socio-Economic Panel (GSOEP) to study the long-run effects of wartime physical destruction on children's education, health and labor market outcomes. The identification strategy exploits plausibly exogenous city-by-cohort variation in the intensity of WWII destruction. I find that WWII destruction caused Germans

who were school-aged during WWII to complete fewer years of schooling, be shorter in height, report lower satisfaction with their health, die sooner and have lower labor market earnings in the future. The detrimental, long lasting effects of WWII destruction is borne disproportionately by people living in the most-hard hit regions, and whose parents were less educated.

Taken together, these findings suggest that even though severely hit regions rapidly return to their prewar patterns in terms of local population and macroeconomic outcomes, consequences of wars along human dimensions are more substantial and persistent. Given that the detrimental effect of WWII is still present 60 years after WWII, these results underline the importance of policies targeting primarily school-age children.

On the other hand, the formal analysis of mechanisms suggests that the destruction of schools and decline in number of teachers are important channels for the reduction in education, whereas malnutrition and destruction of hospitals during WWII appears to be responsible for the estimated impacts on health. These findings clearly propose that amelioration of school inputs and health facilities and prevention of malnutrition should be top priorities after large-scale physical destruction resulting from natural disasters and armed conflicts.

References

Akresh, Richard, Philip Verwimp, and Tom Bundervoet, "Civil War, Crop Failure and Child Stunting in Rwanda," World Bank Policy Research Working Paper No. 4208, 2007.

Akresh, Richard and Damien de Walque, "Armed Conflict and Schooling: Evidence from the 1994 Rwanda Genocide," Households in Conflict Network Working Papers No. 47, 2008.

Alderman, Harold, John Hoddinott, and Bill Kinsey, "Long Term Consequences of Early Childhood Malnutrition," *Oxford Economic Papers*, 58 (2004), 450-474.

Almond, Douglas, "Is the 1918 Influenza Pandemic Over? Long-Term Effects of in-utero Influenza Exposure in the Post-1940 U.S. Population," *Journal of Political Economy*, 114 (2006), 612-712.

Angrist, Joshua, "Lifetime Earnings and the Vietnam Era Draft Lottery: Evidence from Social Security Administrative Records," *American Economic Review*, 80 (1990), 313-336.

Angrist, Joshua and Alan Krueger, "Why do World War II Veterans Earn More than Nonveterans?" *Journal of Labor Economics*, 12 (1994), 74-97.

Angrist, Joshua and Adriana Kugler, "Rural Windfall or Resource Curse? Coca, Income and Civil Conflict in Colombia," *Review of Economics and Statistics*, 90 (2008), 191-215.

Banerjee, Abhijit, Esther Duflo, Gilles Postel-Vinay, and Tim Watts, "Long Run Health Impacts of Income Shocks: Wine and Phylloxera in 19th Century France," *Review of Economics and Statistics*, forthcoming, 2009.

Barker, D.J.P, *Fetal and Infant Origins of Later Life Disease*. (London: British Medical Journal, 1992).

Ben-David, Dan and David Papell, "The Great Wars, the Great Crash, and the Unit Root Hypothesis," *Journal of Monetary Economics*, 36 (1995), 453-475.

Bertrand, Marianne, Esther Duflo and Sendhil Mullainathan, "How much should We Trust Difference-in-Difference Estimates?" *Quarterly Journal of Economics*, 119 (2004), 249-275.

Blattman, Christopher and Jeannie Annan, "The Consequences of Child Soldiering," *Review of Economics and Statistics*, forthcoming, 2009.

Bonin, Holger and Rob Euwals, "Participation Behavior of East German Women after German Unification," IZA Discussion Paper No. 413, 2001.

Brainerd, Elizabeth, "Uncounted Costs of World War II: The Effect of Changing Sex Ratios on Marriage and Fertility of Russian Women," Mimeo, Williams College, 2008.

Brakman, Steven, Harry Garretsen, and Marc Schramm, "The Strategic Bombing of Cities in Germany in World War II and its Impact on City Growth," *Journal of Economic Geography*, 4 (2004), 1-18.

Bundervoet, Tom, Philip Verwimp, and Richard Akresh, "Health and Civil War in Rural Burundi," *Journal of Human Resources*, forthcoming, 2007.

Case, Anne and Christina Paxson, "Height, Health and Cognitive Function at Older Ages," *American Economic Review Papers and Proceedings*, 98 (2008), 463-467.

Case, Anne and Christina Paxson, "Stature and Status: Height, Ability, and Labor Market Outcomes," *Journal of Political Economy*, 114 (2006), 499-532.

Card, David, "The Causal Effect of Education on Earnings" In Orley Ashenfelter and David Card, Eds., *Handbook of Labor Economics* Volume 3A. (Amsterdam: Elsevier, 1999).

Collier, Paul, Anke Hoeffler, and Dominic Rohner, "Beyond Greed and Grievance: Feasibility and Civil War," *Oxford Economic Papers*, forthcoming, 2008.

Currie, Janet, "Healthy, Wealthy and Wise? Socioeconomic Status, Poor Health in Childhood, and Human Capital Development," *Journal of Economic Literature*, 47 (2009), 87-122.

Davis, Donald and David Weinstein, "Bones, Bombs, and Break Points: The Geography of Economic Activity," *American Economic Review*, 92 (2002), 1269-1289.

Diefendorf, Jeffrey, *In the Wake of the War: The Reconstruction of German Cities after World War II*. (New York: Oxford University Press, 1993).

Friedrich, Joerg, *Der Brand: Deutschland im Bombenkrieg, 1940-1945*, (Munich: Propylaen Publishing, 2002).

Frijters, Paul, John Haisken-DeNew, and Michael Shields, "Socio-Economic Status, Health Shocks, Life Satisfaction and Mortality: Evidence from an Increasing Mixed Proportional Hazard Model," IZA Discussion Paper No. 1488, 2005.

Grayling, Anthony, *Among the Dead Cities: Was the Allied Bombing of Civilians in WWII a Necessity or a Crime?*, (London: Bloomsbury, 2006).

Hochstadt, Steve, *Mobility and Modernity: Migration in Germany 1820-1989*, (Ann Arbor: University of Michigan Press, 1999).

Ichino, Andrea and Rudolf Winter-Ebmer, "The Long-Run Educational Cost of World War II," *Journal of Labor Economics*, 22 (2004), 57-86.

Idler, Ellen and Yael Benyamini, "Self-Rated Health and Mortality: A Review of Twenty-Seven Community Studies," *Journal of Health and Social Behavior*, 38 (1997), 21-37.

Imbens, Guido and Wilbert Van der Klaauw, "Evaluating the Cost of Conscription in the Netherlands," *Journal of Business and Economic Statistics*, 13 (1995), 207-215.

Meng, Xin and Nancy Qian, "The Long Run Health and Economic Consequences of Famine on Survivors: Evidence from China's Great Famine," CEPR Discussion Paper No. 5989, 2006.

Miguel, Edward and Gerard Roland, "The Long Run Impact of Bombing Vietnam," Mimeo, University of California Berkeley, 2006.

Rainer, Helmut and Thomas Siedler, "O Brother, Where Art Thou? The Effects of Having a Sibling on Geographic Mobility and Labor Market Outcomes," ISER Working Paper No. 18, 2005.

Schildt, Axel, *The Long Shadows of the Second World War: The Impact of Experiences and Memories of War on West German Society*, (London: German Historical Institute London, 2007).

Shemyakina, Olga, "The Effect of Armed Conflict on Accumulation of Schooling: Results from Tajikistan," Households in Conflict Network Working Paper No. 12, 2006.

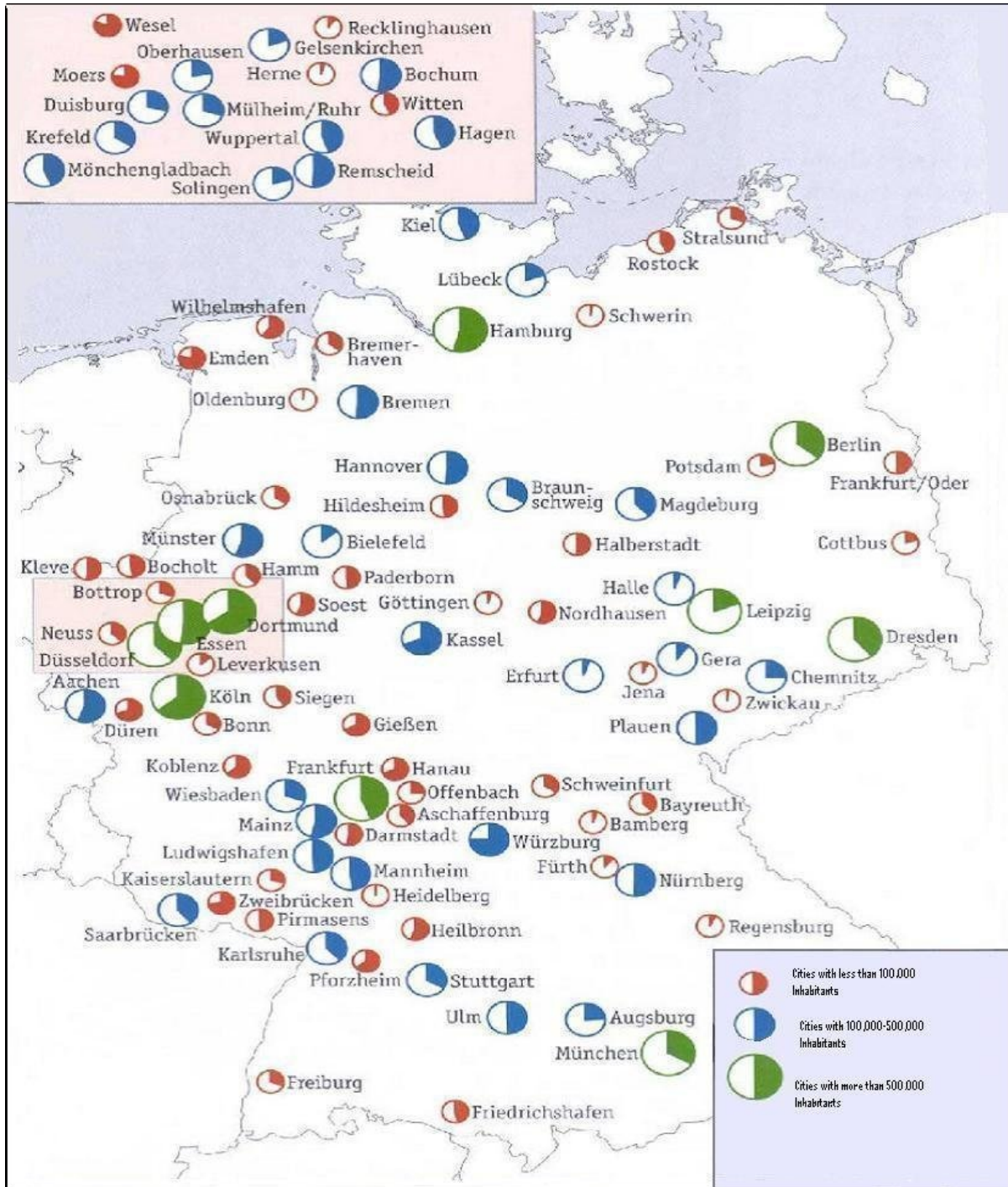
Strøm, Steinar and Gerhard Wagenhals, "Female Labor Supply in the Federal Republic," *Jahrbücher für Nationalökonomie und Statistik*, 208 (1991), 575-595.

USSBS, *The United States Strategic Bombing Survey: The Effects of Strategic Bombing on the German War Economy*, (Washington, DC: Overall Economic Effects Division, 1945).

Van den Berg, Gerard, Maarten Lindeboom, and France Portrait, "Economic Conditions Early in Life and Individual Mortality," *American Economic Review*, 96 (2006), 290-302.

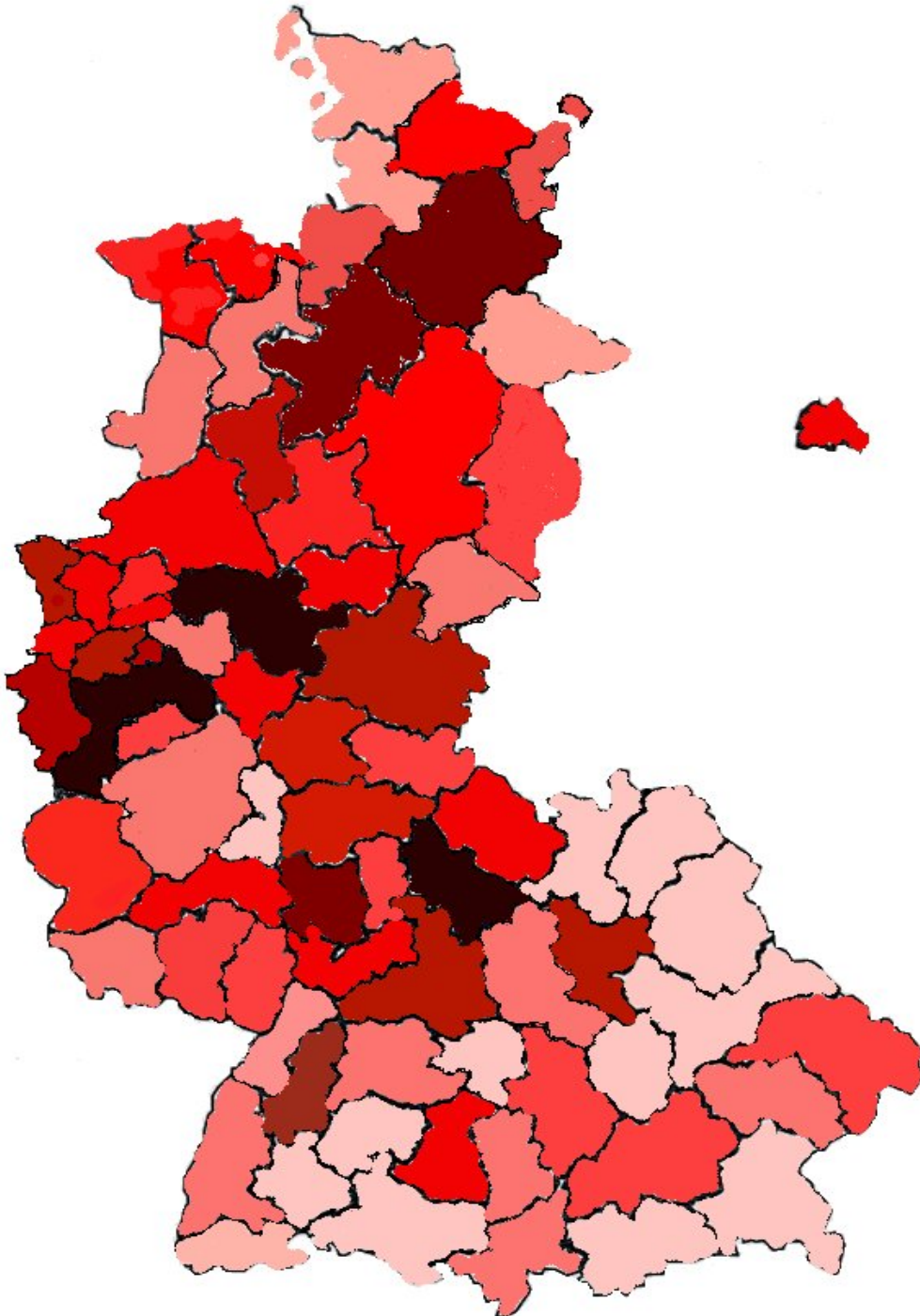
Werrell, Kenneth, "The Strategic Bombing of Germany in World War II: Costs and Accomplishments," *The Journal of American History*, 73 (1986), 702-713.

Figure 1: Share of Dwellings Destroyed in German Cities by 1945



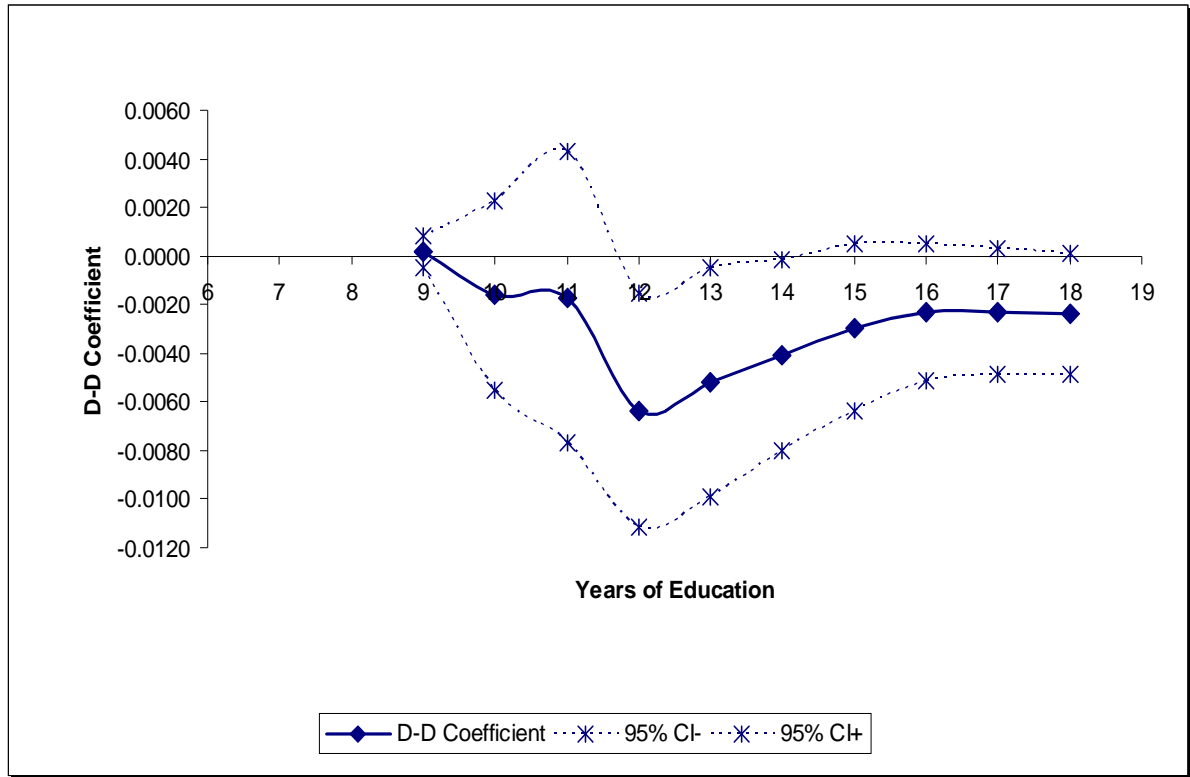
Source: Knopp (2001). The size of the circle shows the city size in 1939, where the biggest circle refers to cities with more than 500,000 inhabitants; middle-size circle, cities with between 100,000 and 500,000 inhabitants and smallest circle, cities with less than 100,000 inhabitants. The shaded area in these circles is the share of the dwellings destroyed in the city by the end of WWII.

Figure 2: Map of Regional Policy Regions (*Raumordnungsregionen*, ROR) in Former West Germany



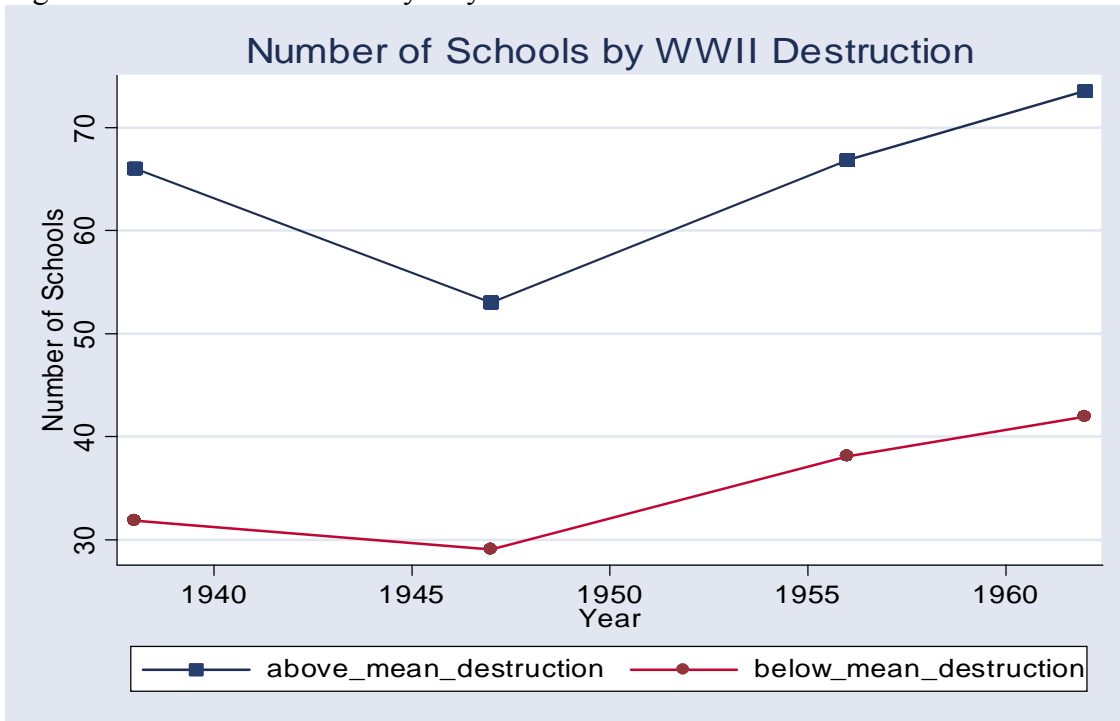
Source: Federal Office for Building and Regional Planning (*Bundesamt für Bauwesen und Raumordnung*, BBR). There are 75 regional policy regions (RORs) in former West Germany. The darker the regions, the more wartime destruction it experienced.

Figure 3: Estimated Effect of Destruction on Full Distribution of Education



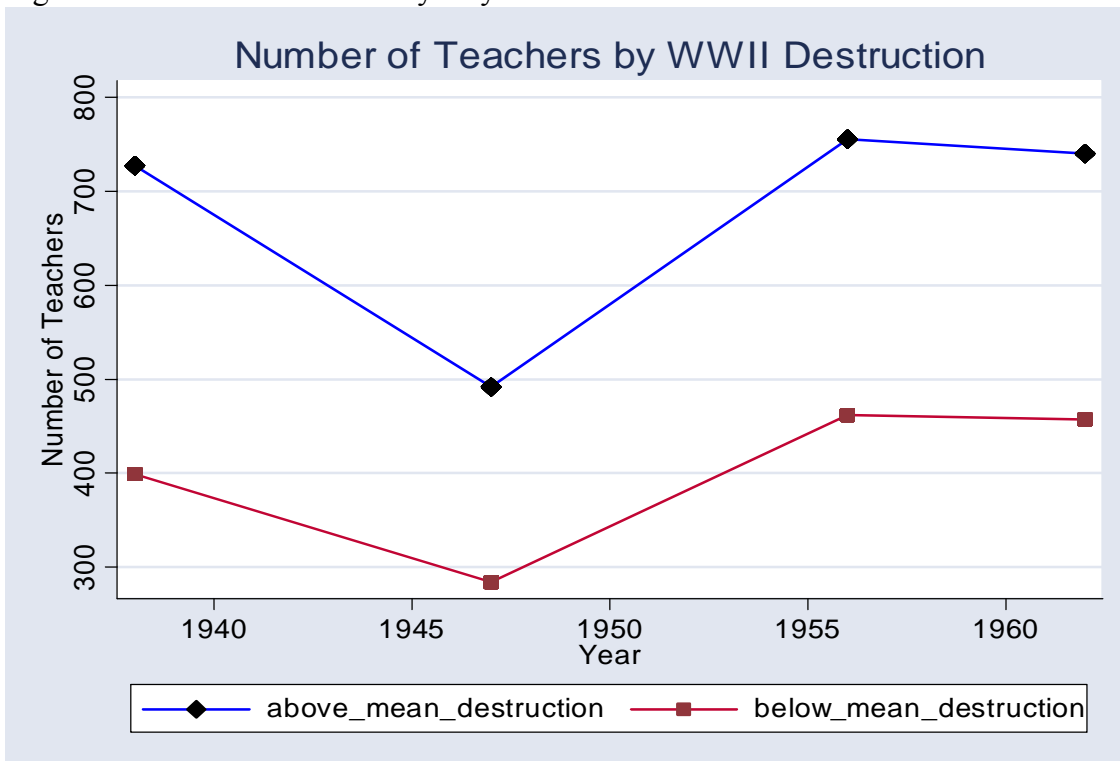
Notes: Each point in this figure is difference-in-difference estimate from a separate regression where the outcome is a dummy variable that takes a value of 1 if individual completed m years of schooling or more and zero otherwise. In my sample, individuals complete between 7 and 18 years of schooling.

Figure 4: Number of Schools by City-Level WWII Destruction



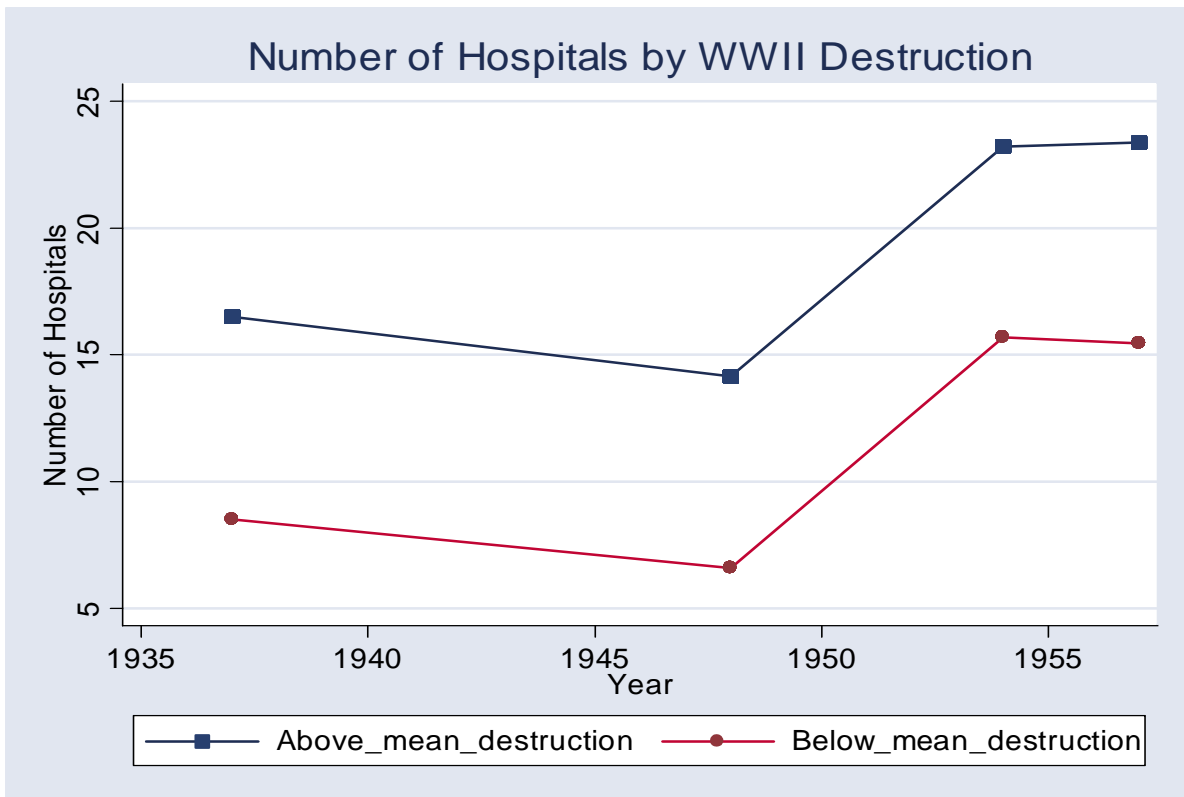
Source: Various years of German Statistical Yearbook.

Figure 5: Number of Teachers by City-Level WWII Destruction



Source: Various years of German Statistical Yearbook.

Figure 6: Number of Hospitals by City-Level WWII Destruction



Source: Various years of German Statistical Yearbook.

Table 1. Descriptive Statistics for WWII Destruction

	All	Cities with above avg. destruction	Cities with below avg. Destruction	Difference s.e(difference)	
	(1)	(2)	(3)	(4)	
Rubble in m ³ per Capita	12.248 (7.181)	18.486 (4.770)	5.593 (3.923)	12.893 (0.132)	***
%Housing Units Destroyed	36.430 (19.027)	42.754 (22.624)	22.841 (18.288)	19.913 (4.733)	***
Total bombs dropped in tons	24,316.7 (22,405.820)	21,381.550 (24,066.690)	9,505.998 (10,418.810)	11,875.6 (4,080.946)	***
Area in km ² in 1938	154.246 (183.784)	216.324 (250.466)	110.510 (98.104)	105.814 (7.184)	**
Population density in 1939	1,730.194 (801.210)	1,783.781 (889.216)	1,692.440 (741.314)	91.341 (29.407)	
Income per Capita in RM in 1938	455.827 (109.439)	498.194 (82.670)	419.979 (117.728)	78.215 (3.648)	**
Distance to London in miles	425.444 (87.206)	398.730 (82.478)	444.266 (86.397)	-45.536 (2.786)	**
N Max.	75	31	44	75	

Notes: The sample consists of 75 Regional Policy Regions (Raumordnungsregionen, ROR) in the former territory of West Germany. The means for destruction measures are weighted by population. Standard deviations are in parantheses. *The U.S dollar worth 4.02 RM in 1938

Table 2. Descriptive Statistics, GSOEP Data

	All	Cities with above avg. destruction	Cities with below avg. destruction
	(1)	(2)	(3)
Years of Schooling	11.296 (2.330)	11.424 (2.425)	11.179 (2.234)
Has Gymnasium Diploma or More	0.230 (0.421)	0.254 (0.435)	0.209 (0.406)
Has Any College or More	0.168 (0.374)	0.191 (0.393)	0.148 (0.355)
Height	170.089 (8.768)	170.344 (8.661)	169.864 (8.859)
Mortality	0.135 (0.342)	0.142 (0.349)	0.129 (0.335)
Self-Rated Health Satisfaction	0.690 (0.462)	0.667 (0.471)	0.711 (0.453)
Mother with Basic Education	0.888 (0.316)	0.868 (0.338)	0.905 (0.294)
Father with Basic Education	0.831 (0.375)	0.810 (0.393)	0.850 (0.358)
Age	42.925 (12.356)	42.949 (12.409)	42.904 (12.311)
Female	0.507 (0.500)	0.501 (0.500)	0.512 (0.500)
Urban	0.580 (0.494)	0.646 (0.478)	0.520 (0.500)
N max.	3537	1694	1843

Notes: Data are from 1985 GSOEP. The sample consists of individuals born between 1924 and 1960. Individuals born between 1939 and 1950 are dropped from the analysis since their exposure to the WWII destruction is not as clear. Standard deviations are presented in parantheses.

Table 3. The Effect of WWII Destruction on Children's Years of Schooling

	All			
	(1)	(2)	(3)	(4)
Rubble per Cap.X Born btw.1924-1939	-0.0277 ** (0.0137)	-0.0245 ** (0.0112)	-0.0217 ** (0.0111)	-0.0222 ** (0.0110)
Rubble per Cap.X Born btw.1924-1939 X Mother has more than Basic Education		0.0345 * (0.0204)		0.0235 (0.0264)
Rubble per Cap.X Born btw.1924-1939 X Father has more than Basic Education			0.0277 (0.0175)	0.0114 (0.0221)
R ²	0.1589	0.2664	0.2954	0.3188
N	3573	3138	3103	3056

Notes: Standard errors clustered by cities are shown in parentheses. Asterisks denote significance levels (*=.10, **=.05, ***=.01). The control group is individuals born between 1951 and 1960. Each column is from a separate regression where main treatment effect varies by parental education in columns (2)-(4). Each column controls for city and year of birth fixed effects. Columns (2)-(4) also control for main effects of parental human capital. Other controls in each regression are gender and rural dummies.

Table 4. The Effect of WWII Destruction on Probability of Moving

	(1)	(2)	(3)	(4)
Rubble per Cap.X Born btw.1924-1939	0.0016 (0.0028)	0.0033 (0.0029)	0.0036 (0.0029)	0.0031 (0.0028)
Rubble per Cap.X Born btw.1924-1939 X Mother has more than Basic Education		-0.0021 (0.0034)		-0.0019 (0.0037)
Rubble per Cap.X Born btw.1924-1939 X Father has more than Basic Education			-0.0030 (0.0028)	-0.0019 (0.0028)
R ²	0.1021	0.1204	0.1272	0.1295
N	3570	3138	3103	3056

Notes: Standard errors clustered by cities are shown in parentheses. Asterisks denote significance levels (*=.10, **=.05, ***=.01). The control group is individuals born between 1951 and 1960. Each column is from a separate regression where main treatment effect varies by parental education in columns (2)-(4). Each column controls for city and year of birth fixed effects. Columns (2)-(4) also control for main effects of parental education. Other controls in each regression are gender and rural dummies. Individuals are coded as movers if they report that they no longer reside in their childhood city or area.

Table 5. The Effect of WWII Destruction on Children's Years of Schooling

	Non-Movers Only			
	(1)	(2)	(3)	(4)
Rubble per Cap.X Born btw.1924-1939	-0.0340 ** (0.0149)	-0.0309 ** (0.0124)	-0.0286 ** (0.0124)	-0.0282 ** (0.0123)
Rubble per Cap.X Born btw.1924-1939 X Mother has more than Basic Education		-0.0050 * (0.0312)		-0.0083 (0.0364)
Rubble per Cap.X Born btw.1924-1939 X Father has more than Basic Education			0.0105 (0.0280)	0.0098 (0.0315)
R ²	0.1860	0.2683	0.2941	0.3170
N	1964	1708	1688	1660

Notes: Standard errors clustered by cities are shown in parentheses. Asterisks denote significance levels (*=.10, **=.05, ***=.01). The control group is individuals born between 1951 and 1960. Each column is from a separate regression where main treatment effect varies by parental education in columns (2)-(4). Each column controls for city and year of birth fixed effects. Columns (2)-(4) also control for main effects of parental human capital. Other controls in each regression are gender and rural dummies. Individuals are coded as non-movers if they report that they still reside in their childhood city or area.

Table 6. The Effect of WWII Destruction on Children's Years of Schooling
Control Experiment

	(1)	(2)	(3)	(4)
Rubble per Cap.X Born btw.1904-1913	0.0063 (0.0158)	0.0064 (0.0138)	0.0112 (0.0152)	0.0078 (0.0151)
Rubble per Cap.X Born btw.1904-1913 X Mother has more than Basic Education		-0.0209 (0.0491)		-0.0225 (0.0626)
Rubble per Cap.X Born btw.1904-1913 X Father has more than Basic Education			0.0054 (0.0261)	0.0232 (0.0400)
R ²	0.2371	0.3381	0.3846	0.3941
N	1315	1084	1080	1064

Notes: Standard errors clustered by cities are shown in parentheses. Asterisks denote significance levels (*=.10, **=.05, ***=.01). Sample consists of older cohorts who were born between 1904 and 1913 who would have completed their schooling at the outset of WWII. "Placebo" affected group is individuals born between 1904 and 1913 and "Placebo" control group is individuals born between 1914 and 1923. Each column is from separate regression where main treatment effect varies by parental education in columns (2)-(4). Each column controls for city and year of birth fixed effects. Columns (2)-(4) also control for main effects of parental education. Other controls in each regression are gender and rural dummies.

Table 7. The Effects of WWII Destruction on Adult Health Outcomes

	(1)	(2)	(3)	(4)
Panel A: Height				
Rubble per Cap.X Born btw. 1937-1945	-0.0356 ** (0.0164)	-0.0411 ** (0.0185)	-0.0329 ** (0.0168)	-0.0371 ** (0.0186)
Rubble per Cap.X Born btw.1937-1945 X Father has High School and Above		0.0403 ** (0.0198)		0.0691 *** (0.0238)
Rubble per Cap.X Born btw.1937-1945 X Mother has High School and Above			-0.0058 (0.0269)	-0.0511 * (0.0282)
R ²	0.5481	0.5545	0.5391	0.5532
N	1355	1262	1296	1250
Panel B: Mortality				
Rubble per Cap.X Born btw.1924-1939	0.0014 (0.0018)	0.0034 (0.0023)	0.0020 (0.0023)	0.0027 (0.0023)
Rubble per Cap.X Born btw.1924-1939 X Father has High School and Above		-0.0043 ** (0.0021)		-0.0040 (0.0031)
Rubble per Cap.X Born btw.1924-1939 X Mother has High School and Above			-0.0028 (0.0020)	-0.0004 (0.0032)
R ²	0.1792	0.1839	0.1819	0.1833
N	3273	2786	2819	2740
Panel C: Self-Rated Health Satisfaction				
Rubble per Cap.X Born btw.1924-1939	-0.0038 * (0.0023)	-0.0061 ** (0.0030)	-0.0056 ** (0.0025)	-0.0056 ** (0.0026)
Rubble per Cap.X Born btw.1924-1939 X Father has High School and Above		0.0091 *** (0.0030)		0.0089 ** (0.0038)
Rubble per Cap.X Born btw.1924-1939 X Mother has High School and Above			0.0046 (0.0035)	-0.0003 (0.0045)
R ²	0.1180	0.1118	0.1100	0.1132
N	3595	3116	3147	3067

Notes: Standard errors clustered by cities are shown in parentheses. Asterisks denote significance levels (*=.10, **=.05, ***=.01). For all health outcomes, the control group is individuals born between 1951 and 1960. For height regressions, the treatment group is individuals born between 1937 and 1945. Mortality measure is a dummy variable that takes a value of 1 if individual has recorded death year from 1985 (second year of survey) until 2006 and zero otherwise. Health satisfaction is a subjective and scaled measure of health that ranges between 0 and 10. Individual is coded as satisfied with their current health if their response is 6 and above. Each column controls for city and year of birth fixed effects. Columns (2)-(4) also control for main effects of parental education.

Table 8. The Effect of WWII Destruction on Labor Market Outcomes

	(1)	(2)	(3)	(4)
Panel A: Logarithm of Hourly Wage				
Rubble per Cap. X Born btw. 1937-1945	-0.0051 (0.0053)	-0.0135 ** (0.0056)	-0.0124 ** (0.0054)	-0.0139 ** (0.0059)
Rubble per Cap.X Born btw.1924-1939 X Female	0.0083 (0.0077)	0.0108 (0.0081)	0.0088 (0.0081)	0.0097 (0.0089)
Rubble per Cap.X Born btw.1937-1945 X Father has High School and Above		0.0150 ** (0.0067)		0.0072 (0.0073)
Rubble per Cap.X Born btw.1937-1945 X Mother has High School and Above			0.0214 ** (0.0093)	0.0150 (0.0112)
R ²	0.3303	0.3515	0.3495	0.3827
N	2289	1999	2031	1973
Panel B: Logarithm of Hourly Wage, Controlling for Education				
Rubble per Cap.X Born btw.1924-1939	-0.0029 (0.0056)	-0.0112 ** (0.0054)	-0.0102 ** (0.0052)	-0.0116 ** (0.0055)
Rubble per Cap.X Born btw.1924-1939 X Female	0.0094 (0.0087)	0.0117 (0.0079)	0.0095 (0.0078)	0.0106 (0.0085)
Rubble per Cap.X Born btw.1924-1939 X Father has High School and Above		0.0124 * (0.0066)		0.0059 (0.0072)
Rubble per Cap.X Born btw.1924-1939 X Mother has High School and Above			0.0178 ** (0.0091)	0.0129 (0.0104)
R ^c	0.3654	0.3806	0.3824	0.3827
N	2281	1993	2025	1967

Notes: Standard errors clustered by cities are shown in parentheses. Asterisks denote significance levels (*=.10, **=.05, ***=.01). The control group is individuals born between 1951 and 1960. The analysis is restricted to individuals with positive labor market earnings in 1985. Each column is from separate regression where main treatment effect varies by parental education in columns (2)-(4). Each column controls for city and year of birth fixed effects. Columns (2)-(4) also control for main effects of parental education. Panel B also controls for years of schooling. Other controls in each regression are gender and rural dummies.

Appendix Table 1. The Effects of WWII Destruction on Children's Outcomes

	All				
	Years of Schooling	Adult Height	Adult Mortality	Health Satisfaction	Log(Hourly Wage)
	(1)	(2)	(3)	(4)	(5)
Rubble per Cap. X Born btw.1924-1939	-0.0195 ** (0.0093)	-0.0322 ** (0.0156)	0.0006 (0.0014)	-0.0025 (0.0019)	-0.0034 (0.0046)
Rubble per Cap. X Born btw.1924-1939 X Female					0.0097 (0.0087)
R ²	0.1428	0.5342	0.1455	0.0978	0.3713
N	5047	1745	5104	5084	3317

Notes: Standard errors clustered by cities are shown in parentheses. Asterisks denote significance levels (*=.10, **=.05, ***=.01). For all outcomes, the control group is individuals born between 1940 and 1960. Each column controls for city and year of birth fixed effects. Other controls in each regression are gender and rural dummies.