

Burks, Stephen V.; Carpenter, Jeffrey P.; Goette, Lorenz

**Working Paper**

## Performance pay and the erosion of worker cooperation: field experimental evidence

IZA Discussion Papers, No. 2013

**Provided in Cooperation with:**

IZA – Institute of Labor Economics

*Suggested Citation:* Burks, Stephen V.; Carpenter, Jeffrey P.; Goette, Lorenz (2006) : Performance pay and the erosion of worker cooperation: field experimental evidence, IZA Discussion Papers, No. 2013, Institute for the Study of Labor (IZA), Bonn

This Version is available at:

<https://hdl.handle.net/10419/33365>

**Standard-Nutzungsbedingungen:**

Die Dokumente auf EconStor dürfen zu eigenen wissenschaftlichen Zwecken und zum Privatgebrauch gespeichert und kopiert werden.

Sie dürfen die Dokumente nicht für öffentliche oder kommerzielle Zwecke vervielfältigen, öffentlich ausstellen, öffentlich zugänglich machen, vertreiben oder anderweitig nutzen.

Sofern die Verfasser die Dokumente unter Open-Content-Lizenzen (insbesondere CC-Lizenzen) zur Verfügung gestellt haben sollten, gelten abweichend von diesen Nutzungsbedingungen die in der dort genannten Lizenz gewährten Nutzungsrechte.

**Terms of use:**

*Documents in EconStor may be saved and copied for your personal and scholarly purposes.*

*You are not to copy documents for public or commercial purposes, to exhibit the documents publicly, to make them publicly available on the internet, or to distribute or otherwise use the documents in public.*

*If the documents have been made available under an Open Content Licence (especially Creative Commons Licences), you may exercise further usage rights as specified in the indicated licence.*

IZA DP No. 2013

## Performance Pay and the Erosion of Worker Cooperation: Field Experimental Evidence

Stephen Burks  
Jeffrey Carpenter  
Lorenz Goette

March 2006

# Performance Pay and the Erosion of Worker Cooperation: Field Experimental Evidence

**Stephen Burks**

*University of Minnesota, Morris  
and IZA Bonn*

**Jeffrey Carpenter**

*Middlebury College  
and IZA Bonn*

**Lorenz Goette**

*University of Zurich, CEPR  
and IZA Bonn*

Discussion Paper No. 2013  
March 2006

IZA

P.O. Box 7240  
53072 Bonn  
Germany

Phone: +49-228-3894-0  
Fax: +49-228-3894-180  
Email: [iza@iza.org](mailto:iza@iza.org)

Any opinions expressed here are those of the author(s) and not those of the institute. Research disseminated by IZA may include views on policy, but the institute itself takes no institutional policy positions.

The Institute for the Study of Labor (IZA) in Bonn is a local and virtual international research center and a place of communication between science, politics and business. IZA is an independent nonprofit company supported by Deutsche Post World Net. The center is associated with the University of Bonn and offers a stimulating research environment through its research networks, research support, and visitors and doctoral programs. IZA engages in (i) original and internationally competitive research in all fields of labor economics, (ii) development of policy concepts, and (iii) dissemination of research results and concepts to the interested public.

IZA Discussion Papers often represent preliminary work and are circulated to encourage discussion. Citation of such a paper should account for its provisional character. A revised version may be available directly from the author.

## ABSTRACT

### **Performance Pay and the Erosion of Worker Cooperation: Field Experimental Evidence<sup>\*</sup>**

We report the results of a field experiment with bicycle messengers in Switzerland and the United States. Messenger work is individualized enough that firms can choose to condition pay on it, but significant externalities in messenger behavior nonetheless give their on-the-job interactions the character of a social dilemma. Firms therefore suffer efficiency losses when messengers fail to cooperate. Second-mover behavior in our sequential Prisoner's Dilemma allows us to characterize the cooperativeness of our participants. We find that messengers, like our student controls, have heterogeneous social preferences, but are much more cooperative than students. Among messengers, we find that employees at firms that pay for performance are significantly less cooperative than those who are paid hourly or are members of cooperatives. To examine whether the difference is the result of treatment or selection we exploit the fact that firm type is location-specific in Switzerland and that entering messengers must work in performance pay firms in the U.S. We find that the erosion of cooperation under performance pay is predominantly due to treatment, and that the treatment effect is relatively rapid, more akin to the differential cueing of a behavioral norm than the gradual acquisition of a new preference.

JEL Classification: C72, C78, C93, D23, J33, J54, Z13

Keywords: field experiment, social preference, altruism, conditional cooperation, egoism, social dilemma

Corresponding author:

Jeffrey P. Carpenter  
Department of Economics  
Middlebury College  
Middlebury, VT 05753  
USA  
Email: [jpc@middlebury.edu](mailto:jpc@middlebury.edu)

---

<sup>\*</sup> We thank Colin Camerer and Peter Matthews for comments and the MacArthur and National Science Foundations (CAREER 0092953) for financial support.

# 1 Introduction

Economists have understood that the organization of work affects the monetary incentives of the workforce for more than three decades (Alchian and Demsetz, 1972) and for most of that time the standard assumption has been that money maximization is a sufficiently good description of the goals of agents to be used as a stand-alone proxy for all significant economic motivations. However, recent laboratory experiments have caused economists to rethink the link between monetary incentives and motivation. Not only is there substantial evidence showing that subjects often discount material incentives and act according to social norms or preferences like reciprocity (Fehr and Fischbacher, 2002), they sometimes ignore material incentives altogether and act based on intrinsic motivation (Falk and Fehr, 2002).

Teamwork in particular characterizes a work process in which the material incentives faced by individual employees can be confounded not only because individual and group monetary incentives draw individuals towards different actions, but because *social preferences* can interact with material ones in unexpected ways. Social preferences are preferences over monetary outcomes informed not only by the desire for one's own well-being, but also affected by the beliefs, intentions, and well-being of others. They can reinforce material incentives, but they can also render them ineffective, or even make material rewards counterproductive. Furthermore, there is potential for dynamic effects if preferences, whether material or social, are endogenous with respect to the organization of work (Bowles, 1998).

A standard recommendation of labor economists in response to the team production problem is that employers should pay for individual performance, when individual performance is sufficiently measurable, to better align the incentives of individual employees with those of the employer (e.g., Lazear, 2000). However, there are a number of possible problems with this prescription. First, even when production is individualized enough that performance pay can be used, the remaining teamwork features of the work process can cause interactions between employees to have a social dilemma character. Second, such a prescription does not account for the response of socially motivated employees to the implementation of performance pay. Economists have sound predictions for the response of egoists to performance pay, but laboratory evidence suggests that reciprocally, or otherwise socially-motivated agents, will not respond the same way to performance pay (e.g., Fehr and Gaechter, 2002). On top of these important issues, and the point of departure for the current study, performance pay itself may partially determine worker social preferences in ways that, at a minimum, have so far been un-modeled, and may be deleterious to production.

We provide empirical evidence addressing whether pay schemes affect the distribution of social preferences in a team production setting in which individual production is highly measurable and some employers have chosen to implement performance pay. Specifically, we measure the degree to which performance pay increases the number of egoistically categorized bicycle messengers in a social dilemma experiment where the social framing is provided by their workplace relationships. To connect our evidence with that in the conventional experimental economics literature we also compare the behavior of our field population to that of a student control group under the same protocol.

Bicycle messengers are especially suitable subjects for this project because their work, delivering message parcels within a short time period, is essentially individualized production. So even though there are many distinct sub-tasks involved in the production of one delivery,

the resulting individual performance is measurable enough that firms can choose to condition pay on it. But even the work of messengers paid by performance has a significant teamwork component, because some deliveries are better than others (i.e., pay at a higher rate, require less effort, or position the messenger more advantageously for later runs) and messengers can take actions to influence the deliveries they are assigned. Mis-assigned deliveries (e.g., when the closest free messenger does not make the delivery) create externalities for other messengers, and to the extent that such mis-assignments spatially or temporally misallocate productive resources, potentially also affect the profitability of the firm.

Our research has uncovered three major findings. First, we find that the compensation scheme correlates with cooperative behavior. Messengers at firms that have adopted performance pay are less cooperative both in our experiment - a sequential prisoner's dilemma game - and also according to survey measures of on-the-job and off-the-job behavior, as compared to messengers at firms paying a hourly wage or a share of total revenues.

Second, and perhaps most strikingly, we find that the social preferences of our couriers are endogenous to the employer's choice of compensation scheme. Among our subjects, working under performance pay increases egoism. In fact, when we untangle the relative impacts of self-selection by egoists into performance pay firms from the treatment effect on an arbitrary messenger of being in such a firm, the results suggest that the treatment effect is large, robust, and dominates self-selection.

Third, we find that messengers are considerably more cooperative than students. Like Carpenter et al. (2005), this suggests that the workplace frame matters. However, we also note that an experiment by Kosfeld et al. (2003), shows that a small amount of pre-play communication added to a nearly identical protocol is sufficient to make the level of cooperation displayed by students similar to that of our messengers. Considering both experiments, our results may provide some insight into how communication triggers behavioral norms in economically important social settings.

## **2 The structure and incentives of the courier industry**

Bicycle messengers deliver parcels as small as letters and as big as boxes that require the rider to attach a trailer to his or her bike. Among the workers, such an assignment is known as a "tag." Many of the tags (among our subjects, on average 37%) involve ferrying legal documents around the financial centers of the cities in which we conducted the experiment. However, the pay per tag and the effort required to deliver a parcel is variable. In general, the price charged to a sender depends on the number of "zones" the courier needs to cross to make the delivery. But even for commission-paid couriers the relationship between effort and remuneration is not perfect. For instance, legal tags tend to pay more for the time required, some buildings are easier to access for pickups or deliveries with a bicycle than others, and, in cities like Zürich and San Francisco, messengers may encounter non-trivial hills. In addition, on commission pay empty miles carry a zero pay rate, and some tags go to destinations that impose a higher chance of a long empty run to the next pickup than do others.

Most couriers work on commission. The average commission-paid messenger in our sample earns 45% of the revenue the tag generates for the firm (40% is a common norm). Among

the non-commission riders are those who are paid an hourly wage (the average is \$17.71/hour among our subjects) and those who are members of coops that share revenues based on the proportion of total work hours contributed. On average, the revenue sharing coops in our sample pay out 2.4 times a month and share 59% of total revenue.

In addition to variation in pay schemes, there is some institutional variation in the way that tags are allocated to couriers. Most couriers (94% among our subjects) receive assignments directly from a central dispatcher over handheld radios or phones. This procedure is known as *allocated dispatch*. Despite the primary control held by the dispatcher under this system, messengers can significantly affect their assignments at most firms by how they report their work progress and whether they respond to a particular call. The spatial distribution of pickup and delivery locations means that by reporting a tag done either early or late the messenger can affect the dispatcher’s information about whether their location is optimal for taking on a particular new tag. Since it is usually not smart to try to respond to radios and phones while riding in traffic, a messenger can choose to ignore some calls without penalty.

Some firms have their radios set up so that each messenger can hear the assignments made to some or all of the others, which provides information that individual messengers can use either cooperatively or strategically. The remaining few couriers claim tags in the *free call* system, wherein a central dispatcher broadcasts each tag to all of the riders and the rider who responds first makes the pickup.

Under both dispatch systems the individual material incentives at firms that pay commission are those of a common pool resource problem, although the degree of the problem is most severe under free call. Couriers can choose to directly “cherry pick” (freecall) the best tags, or manipulate the dispatcher’s information to make getting good tags more likely (allocated dispatch), regardless of whether or not they are the best suited from the firm’s perspective to make the delivery. At firms that pay hourly wages or a share of total firm revenues, the incentives are those of a public goods game. Couriers can choose to lay back and avoid high effort tags, free-riding (literally) on the efforts of their co-workers. As a result the degree of egoistic behavior of its messengers can affect the profitability of the firm because uncooperative behavior can lead to the misallocation of messenger resources both in time and over the geographic area served by the firm.

### 3 Our field experiment

We used a strategic form of the sequential prisoner’s dilemma game (PD) to measure the cooperative predispositions of the bicycle messengers who took part in our experiment. Each messenger filled out a strategy sheet for their choice as a first-mover, and then also for their choices, conditioned on first-mover actions, as a second-mover. They were informed that a coin toss would decide which of their roles would be activated when we made final payouts.

Playing the PD sequentially provides us with a well-defined typology of player strategies. In the simultaneous version of the PD one can not distinguish, for example, between egoists who simply play the dominant strategy and conditional cooperators who defect, but would have cooperated, provided their partner had done so. But by looking at the second-mover strategy chosen in the sequential PD one can identify four possible “types”: *Egoists*

who defect no matter what, *Altruists* who cooperate regardless of what the first-mover has done, *Conditional Cooperators* who cooperate only if the first-mover cooperates, and what we have termed *Wingnuts* who defect if the first-mover cooperates, but cooperate if the first-mover defects. We interpreted “wingnuts” as participants that did not understand the experiment. Only 3% of our messengers fell into this category, and we chose to exclude these eight observations from our analysis.

In theory, using the sequential form of the PD means that any expectations second-movers may have formed about the distribution of cooperative types in the population are irrelevant when implementing a conditional strategy. Following Manski (2002) we chose to elicit expectations about the cooperativeness of the pool of players from each of our participants. To give our participants the incentive to think about their estimates, they were paid an additional amount of money for being close to the true distribution of choices. These expectations data provide us with another dependent variable that might be explained by differences in the employment contract. Not only might the distribution of social preferences be endogenous to the use of performance pay, these differences might correspond to differences in what our messengers expect from each other. For example, if more egoism occurs under piece rates, it would not be surprising if messengers were to show awareness of this in their expectations of how other messengers in their firm will react to social dilemma incentives.

We chose to maximize the amount of information we gathered from each of our participants by using the strategic form and asking participants to make choices in both first- and second-mover roles both because of the type identification issues discussed above, and also because the high effort and expense of field work with a small and widely dispersed subject pool make every datum valuable. This raises the question of how comparable our results are to those from simultaneous single-role experiments. To provide a link to the standard lab literature we ran control sessions with University of Zürich students.

We deliberately put a mild frame on our instructions with messenger subjects because we were interested in our participants’ cooperative predispositions at work, specifically. While the exact wording of our instructions can be viewed in the appendix, the extent of the frame was to label the two roles as “messenger A” and “messenger B”, and to refer to the choices as “cooperate” and “not cooperate.” The balance of the instructions was neutrally worded. Our goal in this approach was to let the subjects bring with them whatever frame was cued by the fact that they are playing with fellow messengers, that the physical location was associated with their work, and that the study was of messengers.

The details of our protocol are as follows. We conducted the experiment at relatively high stakes: mutual cooperation yielded \$30 each on top of \$15 for filling out our survey. The maximum a subject could earn was \$64 from not cooperating with a cooperator and accurately estimating the distribution of types in the population; the average payout was \$44 in San Francisco and 59CHF in Switzerland.<sup>1</sup> We first handed out surveys to as many messengers as we could find. In San Francisco we dropped surveys at messenger service offices, and then spent ten days hanging around at “the wall” in the financial district, a small public gathering area where the messengers congregate to eat lunch. In Switzerland, we went directly to the breakrooms at the offices of the messenger services, or to public areas

---

<sup>1</sup>All experiments were conducted during the period from May through September, 2003.



immediately outside, to distribute surveys and collect participant decisions. When returning the survey, the messengers were asked to stay for an additional 15 minutes to read and fill out the decision sheets for our experiment.

Because it was impossible to gather all our participants at once, we created a protocol that allowed us to collect one observation at a time. Participants read approximately one page of instructions (see the Appendix) and filled out six control questions. Once a participant had answered the questions correctly (s)he was allowed to proceed. We first asked participants to give their expectations about how many of the other participants would cooperate if the respondent cooperated as the first-mover, and then repeated the question for the case in which the respondent did not cooperate as the first-mover. Participants then chose whether to cooperate or not as the first-mover.

The second task of each respondent was to submit a strategy as the second-mover. Participants were first asked to give their expectations about how many first-movers would cooperate. They then submitted a strategy: what they wanted to do if the first-mover cooperated, and what they wanted to do if the first-mover did not cooperate.

As we explained to the participants, to generate final payoffs all the responses we collected were pooled and matched at random, with first- versus second-mover roles assigned by the flip of a coin. Payoffs were determined by the intersection of the matched responses and the degree to which the expectations of the subjects were correct. We asked the participants to indicate whether they preferred to pick up their payoffs (in private) at a later pre-specified date and place, or to have their payoffs mailed.

## 4 Our participants

We gathered data from 252 messengers; 139 worked in Zürich, Basel, Bern, or Luzern and the remaining 113 worked in San Francisco.<sup>2</sup> Table 1 provides summary statistics from our participant demographics. Our messengers were rather optimistic about how second-movers would respond to a cooperative first-mover. On average, they expected that 67% of the other players would cooperate in the second-mover role if the first-mover cooperated. In fact, these expectations are not optimistic enough because 86% of the messengers cooperated in the second-mover role.

Performance pay is by far the norm among our participants; 82% were paid on commission. Even more common than performance pay is allocated dispatch. Only 6% of our participants were dispatched by free call.<sup>3</sup> The average tenure at the current messenger job was a little more than three years. While 39% of messengers work full time (more than 34 hours a week), many others work only a few shifts a week (the average is 27.48 hours) and the average annual earnings of a messenger are \$22,411. As alluded to at the beginning of this section, our sample is relatively well balanced by location; 55% of the respondents were

---

<sup>2</sup>In San Francisco, the anonymous counterparts of each subject in the experiment were drawn from a group that matched the firm size of the subject, either messengers employed at small firms, at medium-sized firms, or at large firms. In Switzerland, where all the firms were medium or large, and two were unique to their home city, we grouped messengers within each firm.

<sup>3</sup>We think these percentages reflect the underlying population of messengers. That is, we did not get the impression that we over-sampled commission couriers or under-sampled free call couriers.

Swiss. Being a courier is a male-dominated occupation. In our sample 85% of the respondents were men. In terms of other standard demographics, our average participant was 30 years old, high school educated, un-married, and a third were students.

## 5 A summary of behavior in the experiment

As an overview of our experimental results, Figure 1 illustrates histograms of the distribution of second-mover types in our experiment by compensation scheme. In the left panel we pool all the messengers who are not paid by commission. This sub-sample is split between 70% who share revenues in different cooperatives and 30% who are paid hourly. We pool the revenue sharing messengers with the hourly paid messengers because they face the same individual material incentive to shirk on the job. As one can see, the two histograms have the same basic shape (the modal participant is a conditional cooperator) but it is also clear that there are more egoists and fewer altruists in performance pay firms.

Because our typology of choices as second-movers results in a categorical or nominal measure of messenger social preferences, to test whether the difference in the distribution of types by firm type is significant, we employ the Pearson  $\chi^2$  test. This test determines whether the difference in proportions exceed those expected by chance. In fact, it does not appear that chance can explain the differences we see in Figure 1 ( $\chi^2 = 5.37, p = 0.02$ ). Performance pay firms are associated with more egoism and less altruism.

In Figure 2 we find the corresponding differences in beliefs that suggest that multiple equilibria will evolve in the distribution of social preferences according to how firms organize compensation. Not only are couriers less cooperative in performance pay firms, they expect that their co-workers to be less cooperative. As an illustration of this, we focus on second-mover beliefs which should be relatively unbiased compared to first-mover beliefs which might be influenced by the risk attitudes.<sup>4</sup> While the cooperative and hourly workers expect that 73% of the other messengers will cooperate if the first-mover does, their counterparts in performance pay firms think that only 65% will. This difference is significant ( $t = 1.74, p = 0.04$ ) indicating the more optimistic expectations of messengers who do not work on commission.

We also we asked our participants about their behavior at work and off the job. Many of their responses correlate significantly with whether or not they were categorized as an egoist in the experiment. Among the significant correlations were, responses to “I try my best to help out others at work” ( $\rho = -0.13, p = 0.04$ ); “If the weather is bad, I sometimes take it easy” ( $\rho = 0.12, p = 0.07$ ); “I let messengers who work hard know I appreciate them” ( $\rho = -0.15, p = 0.02$ ); “How often do you give to panhandlers?” ( $\rho = -0.18, p < 0.01$ ); “How often do you lend small amounts of money to friends” ( $\rho = -0.11, p = 0.07$ ). Although these are self-reports, they do suggest that our experimental measure of egoism is a valuable proxy for broader behavior on the job.

---

<sup>4</sup>That said, the results are nearly identical if we consider beliefs about the cooperativeness of first-movers instead.

## 6 Messengers versus students

Before we dig deeper into the differences in the behavior of our messengers, we would like to assess the degree to which our pooled distribution of messenger types is similar to what one would see in the traditional lab setting with student subjects. To link our field implementation to the more standard experimental literature we ran a session with students enrolled at the University of Zürich. The only difference between the lab and our field implementation was that we elicited all the student responses at the same time, and the frame was “with other students” as opposed to “with other messengers.” The protocol was otherwise the same across the two subject groups.

Figure 3 suggests that there are large differences in the distribution of behavior. There appear to be many more egoists and many fewer altruists in the student population. This difference in proportions is highly significant ( $\chi^2 = 30.03, p < 0.01$ ). As within our messenger population, the differences we find in student behavior extend to their beliefs. In Figure 4 we see that the student distribution of beliefs about second-mover cooperation is the mirror image of messenger beliefs and none of our students expected that all the other students would cooperate if the first-mover does. It comes as no surprise that these two means are highly significantly different ( $t = 7.87, p < 0.01$ ) and the pessimistic beliefs of the students correspond closely to the amount of cooperation they actually experienced in the experiment.

While it is tempting to conclude that our student control experiment has little external validity with respect to our messengers who face the sort of social dilemma modeled by the experiment on the job, we actually prefer a different interpretation of this difference, one that is bolstered by the experiments reported on in Kosfeld et al. (2003). Kosfeld et al. also conduct a sequential PD experiment with two treatments. In both treatments they sample from the same pool of University of Zürich students that we did, but in one treatment they allowed the participants to communicate face-to-face with each other before choosing strategies. Our student distribution of types is identical to their baseline implementation but, more importantly, our messenger distribution looks very similar to the distribution they elicit in the communication treatment. This suggests that the difference between our messenger and student distributions may have to do with how communication cues relevant behavioral norms.

## 7 Is egoism endogenous to the compensation scheme?

Re-focusing on the messenger data alone, we see that the most noticeable difference between the two histograms in Figure 1 is the proportion of egoists working under a particular set of incentives. Although egoism is clearly not the mode in either distribution and egoistic types account for only 4% (2 of 46) of the participants compensated by revenue sharing or hourly pay, there are four times as many egoists (34 of 206) working on commission. A more subtle difference also exists in the number of altruists. However, relative to the number of conditional cooperators (our basis for comparison), the differences between performance pay firms and the others are smaller. There are 76% as many altruists as conditional cooperators in non-performance pay firms and 71% in performance pay firms. The obvious question is what accounts for the fact that there are so many more egoists working on commission?

Are social preferences endogenous with respect to compensation schemes (i.e., does working on commission make people more egoistic) or do egoists disproportionately select into performance pay firms?

Two things allow us to identify a possible treatment effect for a sub-sample of our messengers. For the 139 messengers working in Switzerland, differential selection into performance pay is not possible because the employment contract only varies across cities, it does not vary within a city. Hence, all 68 messengers from Zürich and all 29 and 20 from Basel and Luzern, respectively are paid on commission while the 22 working in Bern are members of a cooperative. One might object that couriers could commute to different cities to work under the scheme of their choice, but these distances are non-trivial, and we know for a fact that no one does this. Hence, if an individual is attracted to the bicycle messenger subculture, and decides that (s)he wants to seek employment as a courier in Switzerland, his location determines how he will be compensated. Therefore, the compensation scheme is not endogenous for our Swiss messengers.

In San Francisco, the industry is structured so that new entrants must gain experience in the relatively large performance pay firms before they can decide to join an hourly pay firm or a coop. So if an individual is attracted to the bicycle messenger subculture, and decides that (s)he wants to seek employment as a courier in San Francisco, (s)he will have to start her career as a performance pay employee. This fact gives us another 18 observations for which compensation is not a choice variable. These are workers who have less than 18 months of experience in the industry.<sup>5</sup> Altogether, 63% of our (non-wingnut) sample is comprised of messengers whose behavior in our experiment could not be explained by differential selection into one compensation scheme or another.

The tenacious critic, however, might still object. Even though there is no differential selection of messengers into employment contract for this sub-sample, behavioral types may still differentially select into a career as a messenger and if, for example altruists are more likely to become messengers in Bern and egoists are more likely to become messengers in Zürich, then there is still an issue. Our survey data does not suggest that this is a problem. We asked the messengers to respond (on a 5-point Likert scale from -2 to 2) to the statement, “Working as a bike messenger is more than just a job.” The mean response was 1.33 indicating that most people are very committed to being a bike messenger. Furthermore, the responses to this question do not vary significantly by location ( $\chi^2 = 18.93, p = 0.27$ ) or by compensation scheme ( $\chi^2 = 2.13, p = 0.71$ ) which suggests that our participants become messengers because of cultural or lifestyle reasons that have nothing to do with social preference or performance pay.

To assess the magnitude of the treatment effect of performance pay on social preferences, we regress the behavioral type of a messenger on the compensation scheme the individual works under. To be both comprehensive and as agnostic as possible about the differences between types we use the multinomial logit estimator with conditional cooperators as the comparison group and report robust standard errors to account for the possibility of heteroskedasticity.

---

<sup>5</sup>There are only two exceptions to this rule that make our identification of the employment contract only 99% perfect. That is, there were two new entrants in San Francisco not actually working under performance pay that had to be recoded as performance pay according to our identification procedure.

We build our empirical model gradually by adding controls in four steps. However, there are eight estimates in Table 2 because for each step we compare the estimate using the full sample to the estimate based on only our restricted sub-sample for whom selection is not an issue. These comparisons allow the reader to assess the possible impact of selection at each stage of our analysis. In column (1) we see that, with no controls or conditioning variables, messengers in the full sample are 13% ( $p < 0.01$ ) more likely to be egoists (than conditional cooperators) in performance pay firms. Performance pay messengers are also 4% less likely to be altruists but this result is not significant. The point estimate of the treatment effect of performance pay on egoism falls to 12% ( $p < 0.05$ ) when we shift attention to the restricted sample in column (1r) but the difference is very small and not significant.

As we add controls we see that our estimate of the treatment effect of performance pay on egoism is very robust. While the coefficient hovers between 12 and 15 percent, the standard errors suggest that these fluctuations are not important (i.e., the estimates are within the confidence intervals of each other) and therefore that selection is not likely to bias our results much. Equally important, the estimate is always statistically significant.

In columns (2) and (2r) we ask whether the treatment of messengers happens gradually or whether differences in the employment contract cue existing behavioral norms. Because neither tenure on the current job nor the differential affect of tenure in performance pay firms are remotely significant, it appears that social preferences in this case change quickly.<sup>6</sup>

In columns (3) and (3r) we add the eight demographic controls listed in Table 1. For egoists, none of these factors are robust and most are never significant. For altruists, however, one demographic factor is robust. Older messengers are much more likely to be altruistic. A standard deviation increase in age is associated with a 7% increase in the probability of being an altruist in the full sample and a 16% increase in the restricted sub-sample. The stylized fact, that older people appear more prosocial has been replicated in a number of different social dilemma field settings (e.g., List, 2004 or Carpenter and Seki, 2006).

In sum, we find little evidence of selection as an explanation for the differences in the distribution of social preferences shown in Figure 1. Our estimates of the treatment effect of performance pay on egoism from the sub-sample for whom selection is not possible are very similar to our estimates from the full sample. Performance pay appears to make messengers between 12 and 15% more likely to behave egoistically towards their co-workers.

## 8 Endogenous beliefs

Beliefs also appear to depend on the firm's choice of compensation scheme. As depicted in Figure 2, performance pay workers are less optimistic, and correctly so, about how many second-movers will cooperate. In this sense, our beliefs data, along with the fact that the behavioral treatment appears to happen quickly, add credence to the idea that what we observe here are two distinct behavioral equilibria along a spectrum of employment contracts. As with behavior as a second-mover, we can use the restricted sample of messengers who could not choose the type of firm they are working in to control for any belief-based selection.

---

<sup>6</sup>This is somewhat different than Carpenter and Seki (2006) who find that the social preferences of Japanese fishermen change more gradually in response to differences in the compensation scheme.

We report our estimates in Table 3 which is organized similarly to Table 2. The only difference is that we report Tobit regressions instead of multinomial logits. In our baseline, columns (1) and (1r) indicate a significant effect of performance pay on messenger beliefs. In the full sample (1) performance pay couriers believe that 9% fewer of their co-workers will cooperate as a second-mover ( $p < 0.05$ ). Unlike our findings on the effects of selection on experimental behavior, the coefficient from the restricted sub-sample of those who work under a particular compensation scheme that is exogenously determined is roughly twice as big. Those in the restricted subsample who were working under performance pay expected 20% fewer of their co-workers to cooperate ( $p < 0.01$ ).

Interestingly, the selection effect we may observe is positive: it suggests that some people who have optimistic views of the cooperative inclinations of their co-workers are more likely to pick a performance pay firm, when they have a choice of firm type. This is not as surprising as it first appears, however, because among those with varying beliefs about the cooperativeness of their potential coworkers, only the most optimistic will select into performance pay firms. Those with pessimistic beliefs should be more likely to avoid a workplace that they perceive to be populated by uncooperative employees. That said the evidence for selection on beliefs is not terribly strong because the point estimate from the restricted sample tends to lie within the confidence interval of the full sample estimate.

## 9 Conclusion

We conducted a sequential strategic-form prisoner’s dilemma field experiment with workers (bicycle messengers), who work under social dilemma incentives and two different compensation schemes. Our goal was to see if social preferences are endogenous to whether the compensation scheme involved performance pay. In addition, we ran a separate control experiment with students to link our results to the laboratory literature on social preferences.

First, we find that messengers do exhibit preference heterogeneity, and that they are considerably more cooperative than students in our sequential prisoner’s dilemma experiment. As in Carpenter et al. (2005), this suggests that the workplace frame matters. Second, we find that the compensation scheme correlates with cooperative behavior. Messengers at firms that have adopted performance pay are less cooperative both in the game and also according to survey measures of on-the-job and off-the-job behavior, as compared to messengers at firms paying an hourly wage or a share of total revenues. Third, and perhaps most interestingly, we find evidence that the preferences of messengers are endogenous to the employer’s choice of compensation scheme. Working under performance pay appears to increase egoism. In fact, our regression analysis suggests that this “treatment” effect is large, robust, and dominates any self-selection by egoists into performance pay firms. The effect is also immediate (within the limits of our survey-based measure of tenure length), which suggests its character could be closer to cueing a behavior-guiding norm than to gradually adopting a new preference.

What are the potential implications for human relations in the workplace and, ultimately, for firm profitability? Rotemberg (1994) demonstrated that altruism could evolve in the workplace if there are strategic complementarities among workers, as is the case with our messengers. Our field experiment is consistent with this theoretical possibility, because the

amount of prosocial behavior that we see is correlated with the pay scheme. We do not, however, find evidence of the sort of enlightened self-interest that is implied by Rotemberg's model (pp. 686). That is, we see no evidence that our messengers consciously change their preferences.

At this point we can only speculate about the implications of social preferences for the overall profitability of firms, as we do not have on-the-job performance data for the subjects of the current study. While the empirical evidence offered in Lazear (2000) unambiguously suggests that performance pay increases profits when individual effort is identifiable and strategic complementarities among workers are weak, it is as yet unknown what happens when complementarities are more important and social preferences are present. It could be that performance pay "spoils" the pool of social preferences, so that when commission pay is introduced, between-worker cooperation may fall compared to hourly pay firms or revenue sharing cooperatives. This cost would reduce the net benefit of using performance pay. Indeed, if the complementarities in the production process are important enough, this could raise the possibility that in some settings performance pay results in lower net profits, for social preference reasons.

# 10 Appendix – Experimental instructions

You and another messenger will now participate in a decision-making problem. The other messenger works at «firm» Neither you nor the other messenger will ever know each other’s identity. Please read the instructions carefully. The choices you and the other messenger will make determine how much cash you each will get in this decision-making problem. The monetary stakes are high so you should consider your choice carefully. In this decision-making problem, we refer to the two parties involved as “messenger A” and “messenger B”. The choices that the two messengers can make are very similar:

- **Messenger A** has two options: Cooperate or Not Cooperate.
- **Messenger B** has the same two options, but chooses after messenger A. So, first, if messenger A cooperates, Messenger B indicates whether he or she will respond by cooperating or not cooperating. Second, if messenger A doesn’t cooperate, messenger B indicates whether he or she will respond by cooperating or not cooperating.

Your choices will lead to different payoffs for you and for the messenger you are paired with (on top of what you earned so far). The choices, and the payoffs they result in, are summarized in the following table:

Messenger A <b>cooperates</b>		or	Messenger A <b>does not cooperate</b>	
Messenger B responds by <b>cooperating</b>	o r		Messenger B responds by <b>cooperating</b>	o r
			Messenger B responds by <b>not cooperating</b>	
Result ↓			Result ↓	
Messenger A gets <b>\$30</b>			Messenger A gets <b>\$45</b>	
			Messenger A gets <b>\$15</b>	
Messenger B gets <b>\$30</b>			Messenger B gets <b>\$10</b>	
			Messenger B gets <b>\$45</b>	
			Messenger B gets <b>\$15</b>	



### What will you do?

Each messenger will choose what to do in both the messenger A role and the messenger B role, because you could end up in either role. We will also ask you to estimate what the other messengers will do.

At a later date (see the address sheet), after we gather choices from a number of messengers at your firm, we will match you with another messenger and flip a coin to determine whether you will be messenger A or messenger B (the other messenger will assume the other role).

Once you are matched, and assigned a role as an A or a B, the choices that were made by you and the messenger you are matched with will determine how much each of you will earn. We will pay you your earnings. Neither you nor the other messenger will ever know each other's identity.

### Does everyone understand?

Before we proceed, please take a minute to answer the following three questions. Everyone will be asked the same questions to ensure that all the participants understand the decision exercise. Use the payoff table on the first page to answer these questions.

Question 1: Suppose messenger A decides to cooperate.

(i) How much would messenger B earn if he does not cooperate?

Messenger B would earn \_\_\_\_\_ dollars.

(ii) How much would messenger B earn if he cooperates?

Messenger B would earn \_\_\_\_\_ dollars.

Question 2: Suppose messenger A decides not to cooperate.

(i) How much would messenger B earn if he does not cooperate?

Messenger B would earn \_\_\_\_\_ dollars.

(ii) How much would messenger B earn if he cooperates?

Messenger B would earn \_\_\_\_\_ dollars.

Question 3: Suppose messenger A chooses to cooperate, and messenger B responds by cooperating.

(i) How much does messenger A earn?

Messenger A earns \_\_\_\_\_ dollars.

(ii) How much does messenger B earn?

Messenger B earns \_\_\_\_\_ dollars.

### Decision Sheet ONE (for your Messenger A choice).

If the coin flip gives you the messenger A role, your choice from this decision sheet will be used. To decide what you want to do consult the table of choices and earnings on first page of the instructions. You have two decisions to make.

First: indicate what you think the group of other messengers, one of which you will be paired with, will do as messenger B. You will be paid an additional two dollars if your two estimates are within plus or minus five percent of the actual percentage of what the other messengers choose.

- If I cooperate as messenger A, \_\_\_\_\_ percent of the other messengers in my group will choose cooperate as messenger B.

- If I do not cooperate as messenger A, \_\_\_\_\_ percent of the other messengers in my group will choose cooperate as messenger B.

Second: Your Decision as Messenger A: Please indicate whether you chose “cooperate” or “not cooperate” if you are assigned to be messenger A.

My choice if I am messenger A (please choose only one)	
<input type="radio"/> Cooperate	<input type="radio"/> Not Cooperate

Please double-check your choices on this sheet.

Please notify the experimenters if you are done with this decision sheet.

You will then receive the second decision sheet.

**Decision Sheet TWO (for your Messenger B choice).**

If the coin flip gives you the messenger B role, your choice from this decision sheet will be used. To decide what you want to do consult the table of choices and earnings on first page of the instructions. You have two decisions to make.

First: indicate what you think the group of other messengers, once of which you will be paired with, will do as messenger A. You will be paid an additional two dollars if your estimate is within plus or minus five percent of the actual percentage of what the other messengers choose.

- As messenger A, \_\_\_\_\_ percent of the other messengers in my group will choose to cooperate.

Second: Your Decision as Messenger B: Please indicate what you will do if you are assigned to be messenger B.

My choice if I am messenger B			
If messenger A cooperates, I will		If messenger A does not cooperate, I will	
<input type="radio"/> Cooperate	<input type="radio"/> Not Cooperate	<input type="radio"/> Cooperate	<input type="radio"/> Not Cooperate

Please double-check your choices on this sheet.

Please notify the experimenters if you are done with the decision sheet.

## 11 Tables and figures

TABLE 1: Participant (messenger) demographics

	Obs.	Mean	Std. Dev.	Min	Max
Beliefs: Fraction(Bs Cooperate if A Cooperates)	252	0.67	0.26	0	1
Paid on Commission	252	0.82	0.39	0	1
Dispatched by Free Call	249	0.06	0.24	0	1
Tenure: months at current job	252	36.48	34.94	0	162
Hours per week worked	250	27.48	14.39	1	80
Household Income (in dollars)	251	22411.35	11310.28	5600	45000
Swiss	252	0.55	0.50	0	1
Male	252	0.85	0.35	0	1
Age	252	29.60	6.47	19	52.50
Married	252	0.15	0.35	0	1
Student	252	0.34	0.47	0	1
Years of Schooling	247	13.85	20.40	9	18

TABLE 2: The Effect of Performance Pay on Social Preference

(Dependent variable is behavioral type)

	(1)	(1r)	(2)	(2r)	(3)	(3r)
Prob(Egoist)						
Paid on Commission	0.125 (0.041)***	0.115 (0.055)**	0.122 (0.068)*	0.143 (0.047)***	0.120 (0.066)*	0.150 (0.048)***
Tenure			-0.0003 (0.003)	0.001 (0.001)	-0.0003 (0.003)	0.001 (0.001)
Tenure $\times$ Commission			0.0003 (0.003)	-0.001 (0.001)	0.0002 (0.003)	-0.001 (0.001)
Prob(Altruist)						
Paid on Commission	-0.044 (0.081)	-0.020 (0.111)	0.035 (0.110)	0.026 (0.164)	-0.011 (0.124)	-0.014 (0.179)
Tenure			0.0005 (0.002)	-0.0002 (0.002)	-0.001 (0.002)	-0.003 (0.002)
Tenure $\times$ Commission			-0.002 (0.002)	-0.001 (0.002)	-0.001 (0.002)	0.0003 (0.003)
Demographics Included	No	No	No	No	Yes	Yes
Observations	243	153	243	153	235	147
Pseudo R <sup>2</sup>	0.01	0.01	0.02	0.01	0.06	0.10

Notes: Results are marginal effects from multinomial logit regressions using robust standard errors. The baseline category is conditional cooperator. \* indicates significance at the 10%. \*\* 5%, and \*\*\* 1% level.

TABLE 3: The Effect of Performance Pay on Beliefs

(Dependent variable is beliefs about the fraction of second-movers who cooperate if the first-mover does)

	(1)	(1r)	(2)	(2r)	(3)	(3r)
Paid on Commission	-0.090	-0.200	-0.083	-0.263	-0.145	-0.324
	(0.047)**	(0.064)***	(0.071)	(0.108)**	(0.071)**	(0.107)***
Tenure			0.001	-0.001	-0.0004	-0.002
			(0.001)	(0.001)	(0.001)	(0.001)
Tenure $\times$ Commission			-0.0001	0.001	0.001	0.002
			(0.001)	(0.002)	(0.001)	(0.002)
Demographics Included	No	No	No	No	Yes	Yes
Observations	252	157	252	157	244	151
Truncated Observations	28	15	28	15	27	15
Pseudo R <sup>2</sup>	0.02	0.12	0.04	0.14	0.13	0.40

Notes: Results are from tobit regressions. \* indicates significance at the 10%. \*\* 5%, and \*\*\* 1% level.

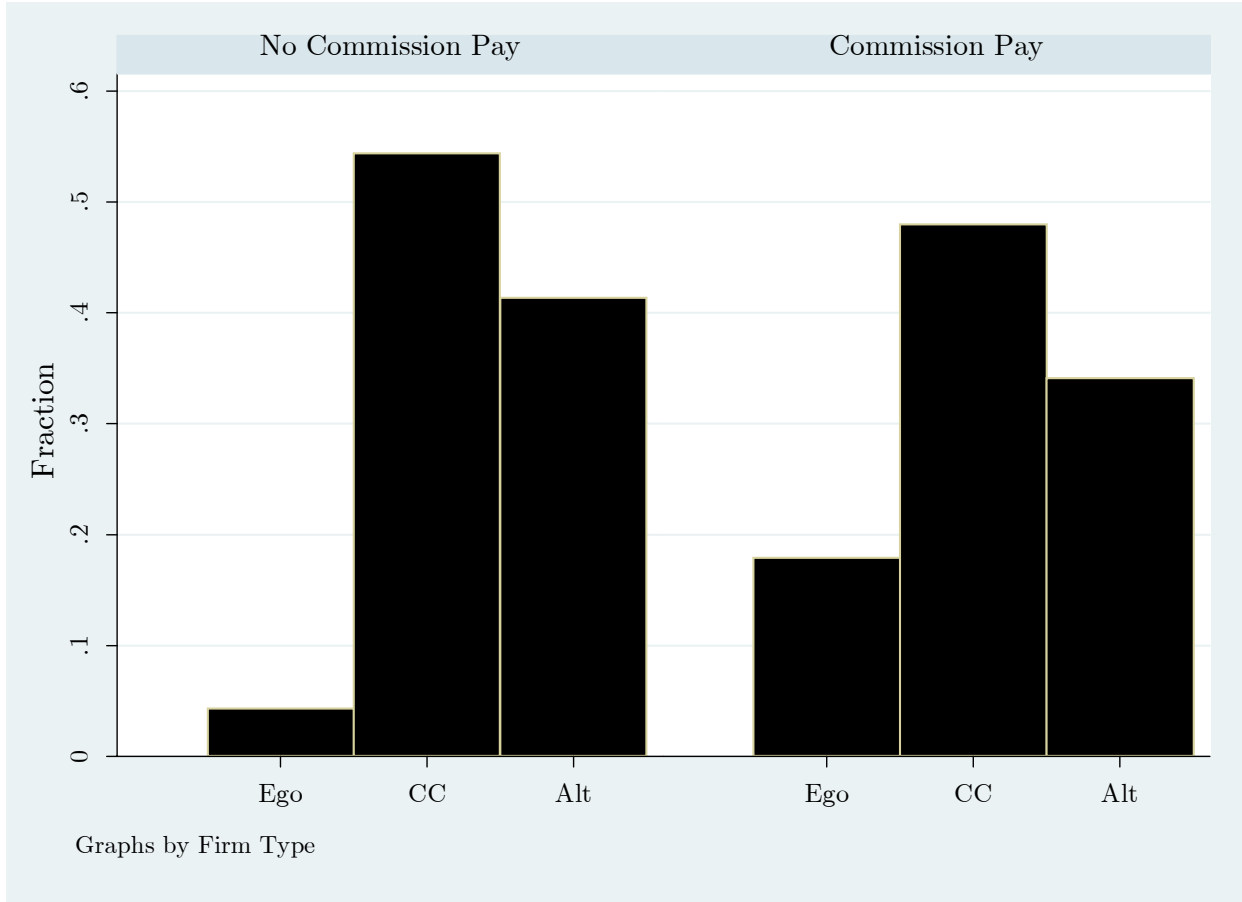


Figure 1: The distribution of types in the sequential prisoner’s dilemma by messenger compensation scheme (Note: No Commission Pay combines hourly paid and revenue sharing messengers).

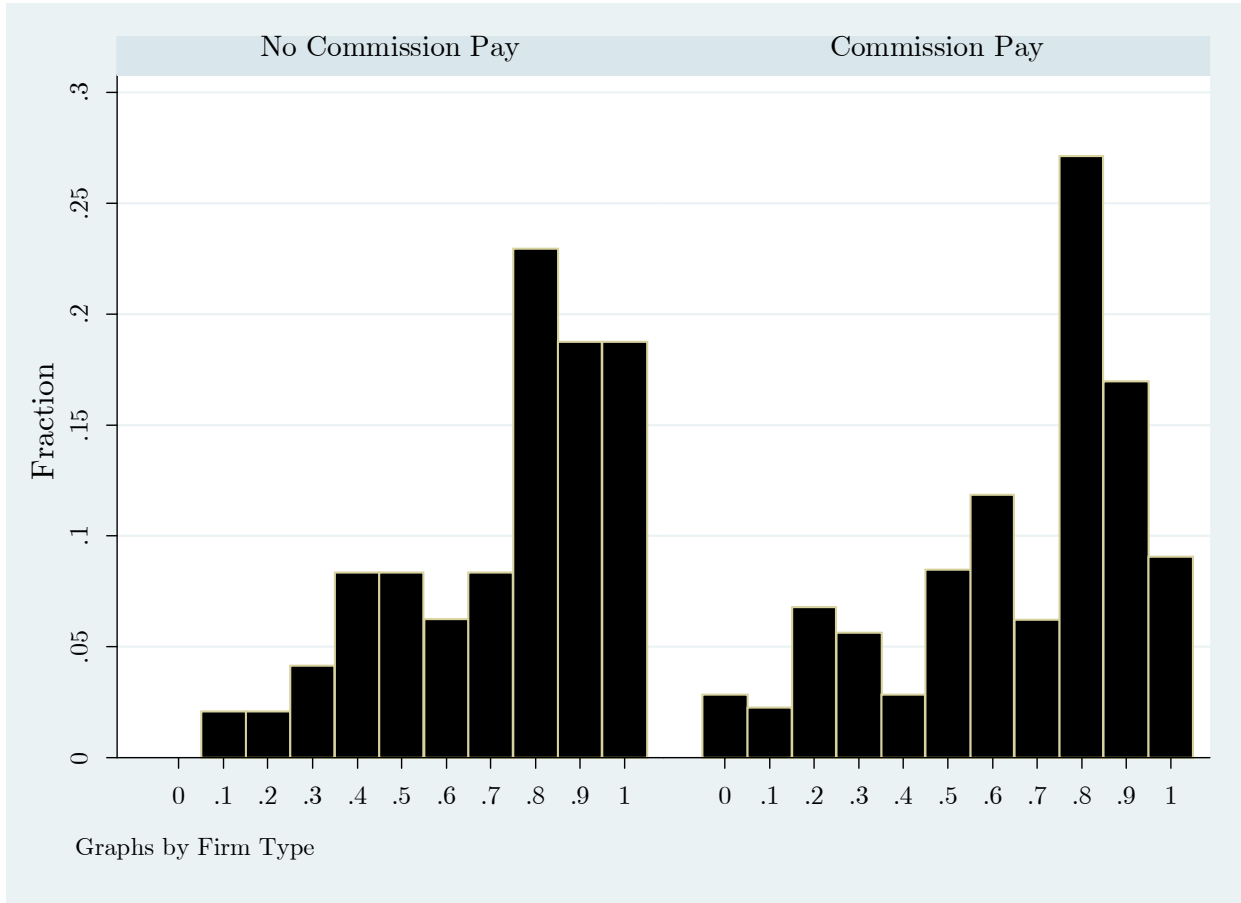


Figure 2: The distribution of beliefs about how many second-movers will cooperate if the first-mover does in the sequential prisoner’s dilemma by messenger compensation scheme (Note: No Commission Pay combines hourly paid and revenue sharing messengers).

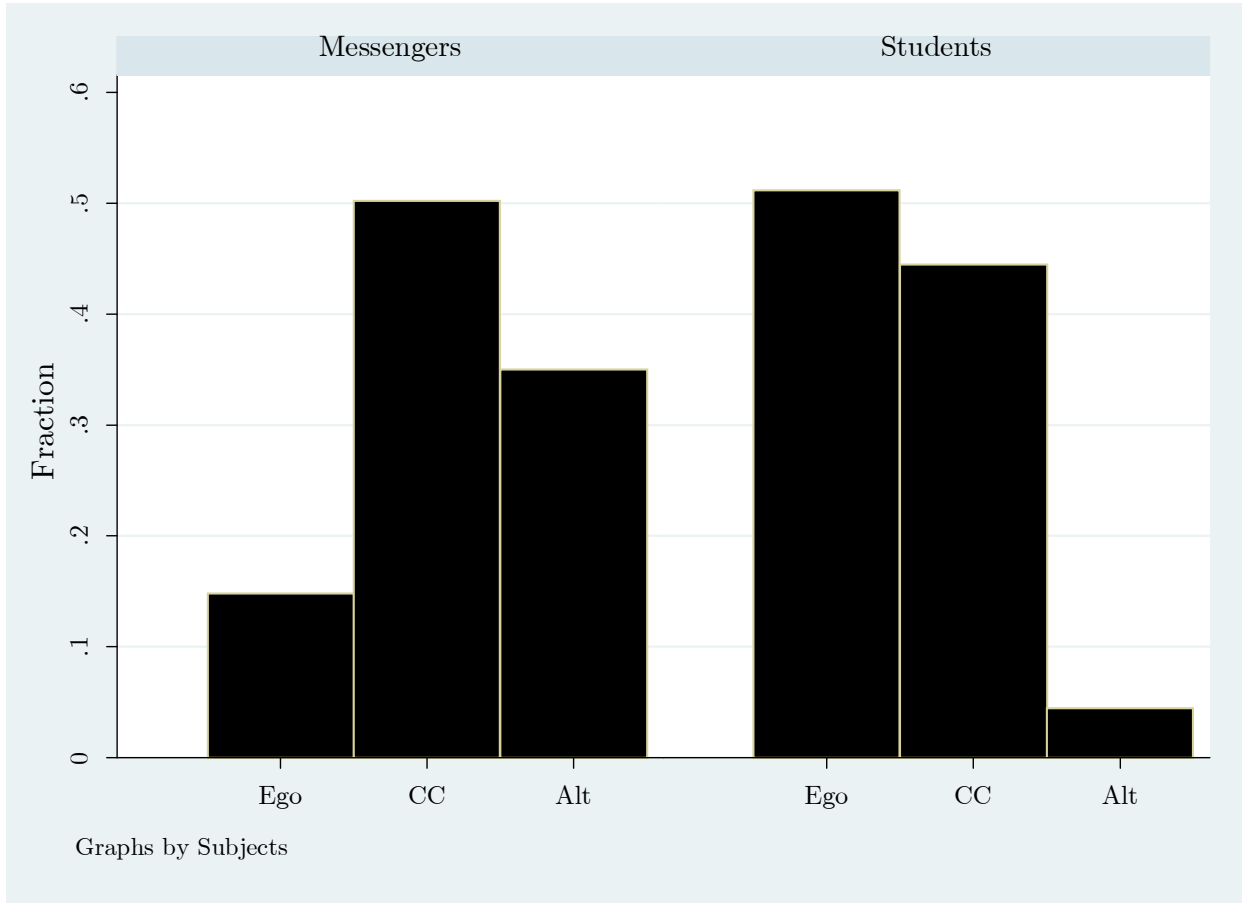


Figure 3: The distribution of types by field or lab implementation.



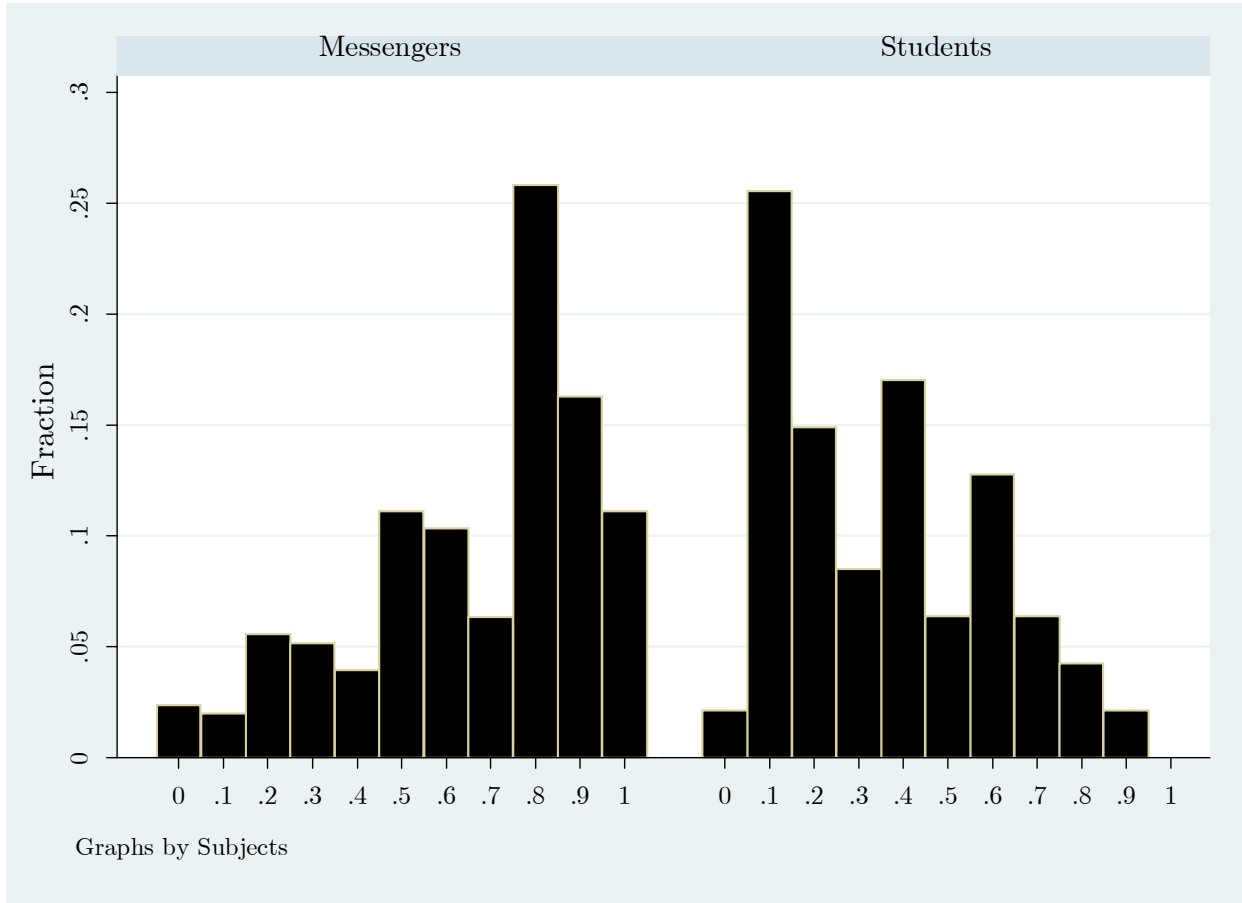


Figure 4: The distribution of beliefs about how many second-movers will cooperate if the first-mover does in the sequential prisoner's dilemma by field or lab implementation.

## 12 References

Alchian, Armen and Demsetz, Harold, 1972. Production, Information Costs, and Economic Organization. *American Economic Review*, 62(December), 777-795.

Bowles, Samuel, 1998. Endogenous Preferences: the cultural consequences of markets and other economic institutions. *Journal of Economic Literature*, 36(March), 75-111.

Carpenter, Jeffrey, Burks, Stephen and Verhoogen, Eric, 2005, Comparing Students to Workers: The Effects of Social Framing on Behavior in Distribution Games. In: Jeffrey Carpenter, Glenn Harrison and John List (Eds.), *Field Experiments in Economics. Research in Experimental Economics*. JAI/Elsevier, Greenwich, Conn. and London, pp. 261-290.

Carpenter, Jeffrey and Seki, Erika, 2006. Competitive Work Environments and Social Preferences: Field experimental evidence. *Contributions to Economic Analysis & Policy*, 5(2), article 2.

Falk, Armin and Fehr, Ernst, 2002. Psychological Foundations of Incentives. *European Economic Review*, 46, 687-724.

Fehr, Ernst and Fischbacher, Urs, 2002. Why Social Preferences Matter - The Impact of Non-Selfish Motives on Competition, Cooperation and Incentives. *Economic Journal*, 112(March), 1-33.

Fehr, Ernst and Gaechter, Simon, 2002, Do Incentive Contracts Undermine Voluntary Cooperation?, University of Zurich, IEW Working Paper (34).

Kosfeld, Michael, Fehr, Ernst and Weibull, Jorgen, 2003, The Game Prisoners (Really) Play, Institute for Empirical Research in Economics, University of Zurich, Working Paper.

Lazear, Edward, 2000. Performance Pay and Productivity. *American Economic Review*, 90(5), 1346-1361.

List, John, 2004. Young, Selfish and Male: Field Evidence of Social Preferences. *The Economic Journal*, 114(January), 121-149.

Manski, Charles, 2002. Identification of Decision Rules in Experiments on Simple Games of Proposal and Response. *European Economic Review*, 46(4-5), 880-891.

Rotemberg, Julio J., 1994. Human Relations in the Workplace. *Journal of Political Economy*, 102(4), 684-717.