

Eckey, Hans-Friedrich; Dreger, Christian; Türck, Matthias

Working Paper

European regional convergence in a human capital augmented Solow model

Volkswirtschaftliche Diskussionsbeiträge, No. 88

Provided in Cooperation with:

Fachbereich Wirtschaftswissenschaften, Universität Kassel

Suggested Citation: Eckey, Hans-Friedrich; Dreger, Christian; Türck, Matthias (2006) : European regional convergence in a human capital augmented Solow model, Volkswirtschaftliche Diskussionsbeiträge, No. 88, Universität Kassel, Fachbereich Wirtschaftswissenschaften, Kassel

This Version is available at:

<https://hdl.handle.net/10419/32145>

Standard-Nutzungsbedingungen:

Die Dokumente auf EconStor dürfen zu eigenen wissenschaftlichen Zwecken und zum Privatgebrauch gespeichert und kopiert werden.

Sie dürfen die Dokumente nicht für öffentliche oder kommerzielle Zwecke vervielfältigen, öffentlich ausstellen, öffentlich zugänglich machen, vertreiben oder anderweitig nutzen.

Sofern die Verfasser die Dokumente unter Open-Content-Lizenzen (insbesondere CC-Lizenzen) zur Verfügung gestellt haben sollten, gelten abweichend von diesen Nutzungsbedingungen die in der dort genannten Lizenz gewährten Nutzungsrechte.

Terms of use:

Documents in EconStor may be saved and copied for your personal and scholarly purposes.

You are not to copy documents for public or commercial purposes, to exhibit the documents publicly, to make them publicly available on the internet, or to distribute or otherwise use the documents in public.

If the documents have been made available under an Open Content Licence (especially Creative Commons Licences), you may exercise further usage rights as specified in the indicated licence.

European Regional Convergence
in a Human Capital Augmented Solow Model

von

Hans-Friedrich Eckey
Christian Dreger
Matthias Türck

Nr. 88/06

Volkswirtschaftliche Diskussionsbeiträge

European Regional Convergence in a Human Capital Augmented Solow Model

Hans-Friedrich Eckey, Christian Dreger, Matthias Türck¹

Abstract: In this paper, the process of productivity convergence is investigated for the enlarged European Union using regional (NUTS-2) data. The Solow model extended by human capital is employed as a workhorse. Alternative strategies are proposed to control for spatial effects. All specifications confirm the presence of convergence with an annual speed between 3 and 3.5 percent towards regional steady states. Furthermore, a geographically weighted regression approach indicates a wide variation in the speed of convergence across the regions, where a higher speed is striking in particular in France and the UK. Clusters of convergence can be identified, where regions with high convergence also have high initial income levels.

JEL C21, O47, R11, R15

Keywords: Solow model, regional convergence, spatial lags, spatial filtering

¹Eckey: University of Kassel, Nora-Platiel-Str. 4, 34109 Kassel, Germany. Tel: +49-561-8043045, Fax: +49-561-8043045, Email: eckey@wirtschaft.uni-kassel.de, Dreger: DIW Berlin, Koenigin-Luise-Str. 5, 14195 Berlin, Germany. Tel: +49-30-89789529, Fax: +49-30-89789102, Email: cdreger@diw.de. Türck: University of Kassel, Nora-Platiel-Str. 4, 34109 Kassel, Germany. Tel: +49-561-8043044, Fax: +49-561-804/3045, Email: tuerck@wirtschaft.uni-kassel.de. We are grateful to Ewa Korczyk from the World Bank for her help on the New Member States data and to Prof. Dr. Kosfeld for helpful comments. Special comment of Mr Türck: I dedicate my work for this essay to my love Ling Xu.

1. Introduction

The issue on whether poor regions tend to catch up with richer ones plays a prominent role in regional economic policy (Faludi, 2006). The issue has been studied in numerous papers, see Le Gallo and Dall'erba (2006) and Eckey and Türck (2006) for recent surveys. Most authors looked at the concept of absolute convergence in the EU6, EU9 or EU15 regions (Cuadrado-Roura, 2001, López-Bazo, 2003, Fagerberg and Verspagen, 1996, Yin, Zestos and Michelis, 2003, Niebuhr and Schlitte, 2004, Geppert, Happich and Stephan, 2005, Basile, De Nardis and Girardi, 2005). In most cases, convergence is detected, whereas the speed of convergence seems to have increased in the 1990s.

If regional data are employed, one has to control for spatial effects (Cliff and Ord, 1973, Anselin, 1988, Fingleton, 1999). However, appropriate tools have not been used up to recent years, see Rey and Janikas (2005). Some authors have added a spatial error term to the absolute convergence equation, see Baumont, Erthur and Le Gallo (2003), Bräuninger and Niebuhr (2005), Carrington (2003) and Le Gallo and Dall'erba (2006). In addition, only a few papers have used additional variables beyond country dummies. If other variables are important, the absolute convergence regressions suffer from omitted variable bias. Yin, Zestos and Michelis (2003) have controlled for several variables, but they are often not related to theory, like inflation or dummies for political change. According to the Krugman model, Bräuninger and Niebuhr (2005) have employed measures for the degree of agglomeration.

The aim of this paper is to examine regional convergence in the enlarged EU (EU25). In contrast to the bulk of literature, the Solow model extended by human capital is the point of departure (see Mankiw, Romer and Weil, 1992). Only a few papers have studied convergence in a conditional sense, but the empirical evidence is limited to the EU15 (Badinger, Müller and Tondl, 2004). However, economic cohesion has become even more important, as economic disparities have increased after the enlargement. Moreover, spatial techniques are used to capture regional dependence. Both spatial error models and spatial filtering are applied to obtain robust results. All specifications confirm the presence of convergence with an average speed between 3 and 3.5 percent per annum towards regional steady states. It should be noted, however, that the parameter average gives an incomplete picture of convergence. By means of a

geographically weighted regression approach, evidence for a wide variation in this measure is provided. In particular, convergence tends to be faster in the French and British regions. European regional cohesion funds do not seem to have an impact on this parameter.

The rest of the paper is organised as follows: Section 2 reviews the convergence framework. Section 3 discusses the econometric methods needed to control for spatial effects. Data issues are addressed in section 4. Section 5 holds the empirical results. Some concluding remarks are offered in section 6.

2. Convergence regressions

Convergence of productivity levels is an important prediction of the neoclassical growth model (Barro and Sala-i-Martin, 1990, 1991, 2004). Because of diminishing marginal returns of input factors in a production function with constant returns to scale, regions should converge to a dynamic steady state, where the evolution is solely driven by the rate of technological progress. Several authors have emphasised the important role of human capital for productivity growth (Islam, 2003, Aghion and Howitt, 1998 and Krueger and Lindahl, 2001). The approach suggested by Mankiw, Romer and Weil (1992) provides a convenient way to incorporate human capital in the neoclassical growth model. As a well known result, a convergence equation of the form

$$(1) \quad \ln \tilde{y}_t - \ln \tilde{y}_0 = -(1 - e^{-\lambda t}) \ln \tilde{y}_0 \\ + (1 - e^{-\lambda t}) \left(\frac{\alpha}{1 - \alpha - \beta} \ln s_k + \frac{\beta}{1 - \alpha - \beta} \ln s_h - \frac{\alpha + \beta}{1 - \alpha - \beta} \ln(n + g + \delta) \right)$$

is implied, where \tilde{y} is real GDP per unit of effective labour, s_k and s_h are time invariant fractions of output invested in physical and human capital, and n , g , and δ denote the growth rates of the labour force, technological progress and the depreciation rate of physical and human capital, respectively (Barro and Sala-i-Martin, 2004). The parameters α and β ($0 < \alpha < 1$, $0 < \beta < 1$) show the production elasticities of physical and human capital, and $1 - \alpha - \beta > 0$ is the elasticity of ordinary labour input. The elasticities also reflect income shares because of the constant returns to scale assumption. Initial values are indicated by 0, and t is time. Thus, $\ln(\tilde{y}_t / \tilde{y}_0)$ is the growth rate of

productivity in efficiency units over the sample period, which should be long enough to exclude business cycle dynamics. The parameter $\lambda > 0$ is the speed of convergence.

Quantities per effective unit and the share of human capital are unknown. Therefore equation (1) can be rewritten in terms of quantities per labour (Temple, 1999, Hemmer and Lorenz, 2004)

$$(2) \quad \ln y_t - \ln y_0 = -(1 - e^{-\lambda t}) \ln y_0 + (1 - e^{-\lambda t}) \left(\frac{\alpha}{1 - \alpha} (\ln s_k - \ln(n + g + \delta)) + \frac{\beta}{1 - \alpha} \ln h^* \right) \\ + (1 - e^{-\lambda t}) \ln A_0 + gt$$

where y is real GDP per worker, A_0 the initial index of technology and h^* the human capital per worker in the steady state. In addition, the restriction of equal, but opposite signed parameters of the $\ln s_k$ and $\ln(n + g + \delta)$ terms has been set. As the steady state level of the human capital variable is not observable, it is replaced either by its initial value or an average over the sample period. This leads to the specification

$$(3) \quad \ln y_t - \ln y_0 = -(1 - e^{-\lambda t}) \ln y_0 + (1 - e^{-\lambda t}) \left(\frac{\alpha}{1 - \alpha} (\ln s_k - \ln(n + g + \delta)) + \frac{\beta}{1 - \alpha} \ln h \right) \\ + (1 - e^{-\lambda t}) \ln A_0 + gt$$

that serves as the baseline for the empirical analysis. In particular, the corresponding regression equation is given by

$$(4) \quad (\ln y_{t,i} - \ln y_{0,i}) / T = \beta_0 + \beta_1 \ln y_{0,i} + \beta_2 (\ln s_{k,i} - \ln(n_i + g_i + \delta_i)) + \beta_3 \ln h + u_i$$

where

$$\beta_0 = (1 - e^{-\lambda T}) \ln A_0 + gt, \beta_1 = -(1 - e^{-\lambda T}), \beta_2 = (1 - e^{-\lambda T}) \alpha / (1 - \alpha), \beta_3 = (1 - e^{-\lambda T}) \beta / (1 - \alpha),$$

i is the regional index, T the number of time periods in the sample and u the regression error, which fulfils the white noise properties.

3. Spatial econometric techniques

Productivity growth is investigated by looking at regional NUTS-2 information. As the economic evolution cannot be expected to be independent across regions, the analysis has to take possible spillover effects into account. For example, they can arise from common or idiosyncratic shocks which spread over the economy. In addition, an areal unit problem might be relevant, since the regions are delineated by administrative borders. They do not reflect the regional structure of economic activities and therefore, additional spatial dependencies might be generated, for example, due to commuter flows.

Spatial autocorrelation in the error term will invalidate standard tests based on equations like (4). Even more seriously, the results would suffer from an omitted variable bias (Anselin, 1988). Whether or not spatial effects are relevant in the residual process is an empirical issue. It can be decided on grounds of the Moran coefficient, which is robust against a wide range of concrete autocorrelation patterns (Anselin and Bera, 1998). The test statistic is given by

$$(5) \quad MI = \frac{\hat{u}'W\hat{u}}{\hat{u}'\hat{u}}$$

where W is a binary ($n \times n$) contiguity matrix for n regions, with elements equal to 1 if two regions share a common border and 0 otherwise (Moran, 1950a and Moran, 1950b). In order to normalise I in terms of a correlation coefficient, the elements of W are row standardised, i.e. they are divided by the sum of the row elements. If the null hypothesis cannot be rejected, the regression error does not exhibit significant signs of spatial autocorrelation. Otherwise, two distinct strategies are available to include spatial effects. First, the ordinary regression can be extended by spatial lags of the error term. The first order spatial error for example takes the form:

$$(6) \quad y = X\beta + \lambda Wu + \varepsilon$$

where λ is a spatial autoregressive parameter (Anselin and Bera, 1998, Durlauf, Johnson and Temple, 2005). This spatial error model can not be estimated with OLS, because the dependence in the error term leads to a nonspherical error covariance matrix. Instead we

have to use a maximum likelihood function, which calculates the regression coefficients using an iterative algorithm (Anselin, 1988, pp. 106).

The residual of the extended equation (6) should not show spatial autocorrelation anymore, which is checked by the Moran statistic. Otherwise this model is not appropriate.

Second, the variables can be filtered using the Griffith approach (Griffith, 1996, 2000). Filtering is based on a decomposition of the Moran coefficient, which is an overall measure of the spatial autocorrelation present in the data. The Moran statistic can be expressed as a weighted sum of the eigenvalues of the matrix

$$(7) \quad C = (I_n - 1x1'/n)W(I_n - 1x1'/n)$$

where I_n is the n -dimensional identity matrix and 1 is a vector of ones (see Tiefelsdorf and Boots, 1995 as well as Griffith 1996). The separation between spatial and nonspatial components is done by the eigenvectors of the C matrix, which represent almost orthogonal map patterns. Thus spatial dependencies are modelled by a set of relevant eigenvectors. The eigenvectors are used in a cross section regression

$$(8) \quad y = X_1\beta_1 + \Omega\gamma + \varepsilon$$

where X_1 holds the nonspatial part of the initial regressors, and Ω the relevant eigenvectors to explain spatial effects in the dependent variable. The nonspatial part of the regressors is obtained as a residual from a regression of the original variables (X) on the significant geographical patterns. The latter might differ from the eigenvectors important for the endogeneous variable.

To ensure a parsimonious specification only a subset of eigenvectors should constitute the spatial filter. The eigenvectors must represent substantial spatial patterns. If one relates the MI values of the eigenvectors to their maximum (MI_{max}) a qualitative assessment of spatial autocorrelation is obtained. The eigenvectors are of potential relevance, if the MI/MI_{max} ratio exceeds a lower bound of 0.25 (Griffith, 2003). From the set of candidate vectors, the significant eigenvectors can be selected by stepwise regression.

Finally, the coefficients in a convergence regression might differ across the regions. For example, speeds of convergence could depend on structural characteristics like the sectoral decomposition. See Canova and Marcet (1995), Bivand and Brunstad (2005), Funke and Niebuhr (2005), Juessen (2005), Huang (2005), Eckey, Kosfeld and Türck (2005), Eckey, Döring and Türck (2006) and Le Gallo and Dall'erba (2006) for some empirical evidence on this point. Furthermore, regional funds aim to achieve some equalisation of income and productivity and can speed up convergence. Similar arguments can be made for the other model parameters, like saving rates.

The geographically weighted regression approach provides a convenient way to explore this issue (Brunsdon, Charlton and Fotheringham, 1998). The regression coefficients of the i -th region are weighted in accordance with the regional distance. The latter is measured by the distance between economic centres, which are operationalised by the city in each region with most inhabitants. The estimation procedure is built on the Gaussian distance decay function,

$$(9) \quad v_{ij} = e^{-0.5(d_{ij}/b)^2}$$

where d_{ij} is the distance between two regions, v_{ij} the weighting, and b a bandwidth parameter to smooth the distances. In order to compute the bandwidth, the AIC is minimised (see Fotheringham, Brunsdon and Charlton, 2000). The v_{ij} constitute a diagonal weighting matrix of dimension n , which is then employed to estimate the regression parameters in a GLS fashion.

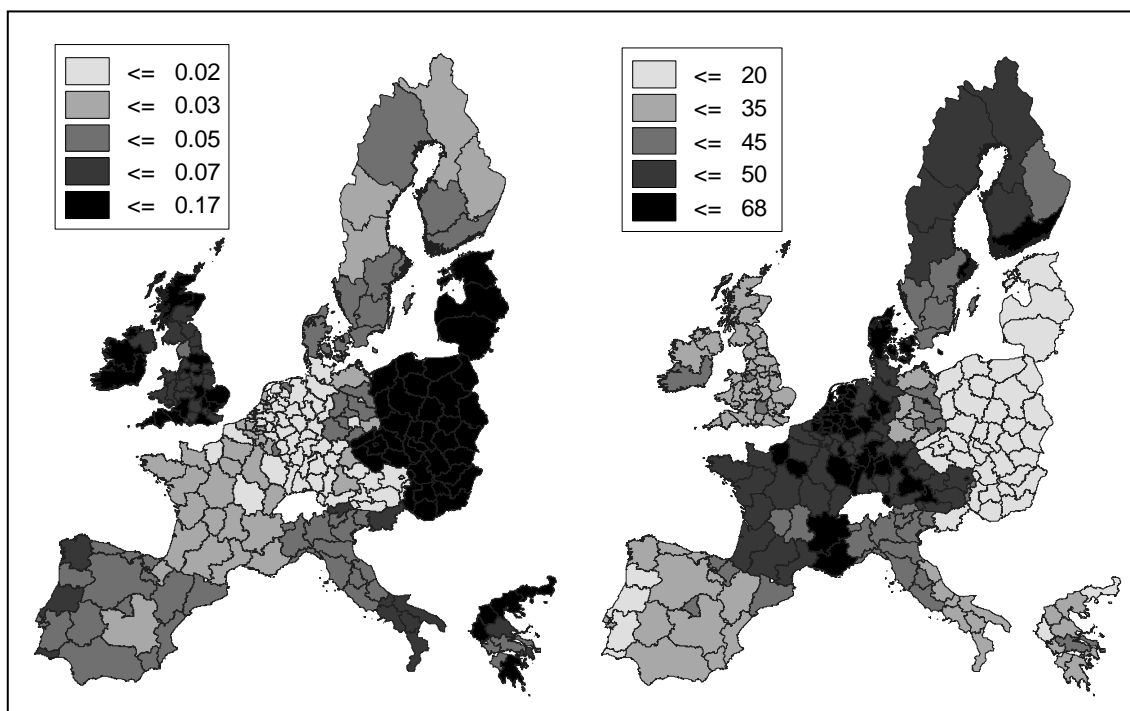
4. Data

Conditional convergence of productivity is analysed using annual data of 233 NUTS-2 European regions from 23 Member States for the 1995-2003 period. Islands like Malta and Cyprus have been excluded, as they do not have common borders to other regions. Most data are taken from Eurostat and the Cambridge Econometrics Database. Labour productivity is real GDP per unit of labour force. Possible indicators for human capital include the percentage of working-age-population that attends secondary school or the average years of schooling, see for example Bassani and Scarpetta (2002) and Aiginger and Falk (2005). Nevertheless, schooling variables miss the mobility of the high qualified, which is above the average. Many graduates move into the prosperous areas

after they have finished college or university education. Therefore, human resources in science and technology are used to proxy the human capital stock.

In contrast to the bulk of literature rates of depreciation and technological progress are allowed to vary across countries. They are assumed to be equal within the regions of the same country. Depreciation rates are calculated as the difference between gross and net investments divided by the capital stock for the EU15 members. Data from the Baltic International Center for Economic Policy Studies are used for the Baltic States (BICEPS, n.d.). The Polish depreciation rate is taken from Gradzewicz and Kolasa (2004) and the rate for the Czech Republic from Hájek (2005). As there is no information available for other New Member States, their depreciation rate is proxied by the average value of the Baltic States, Poland and Czechia. Regarding technological progress, country specific rates have been reported by Eurostat for the EU15 and by the United Nations Economic Commission for Europe (UNECE) secretariat for the New Member States (Dobrinsky, Hesse and Traeger, 2006).

Figure 1: Labour productivity growth (left) and initial (1995) productivity levels

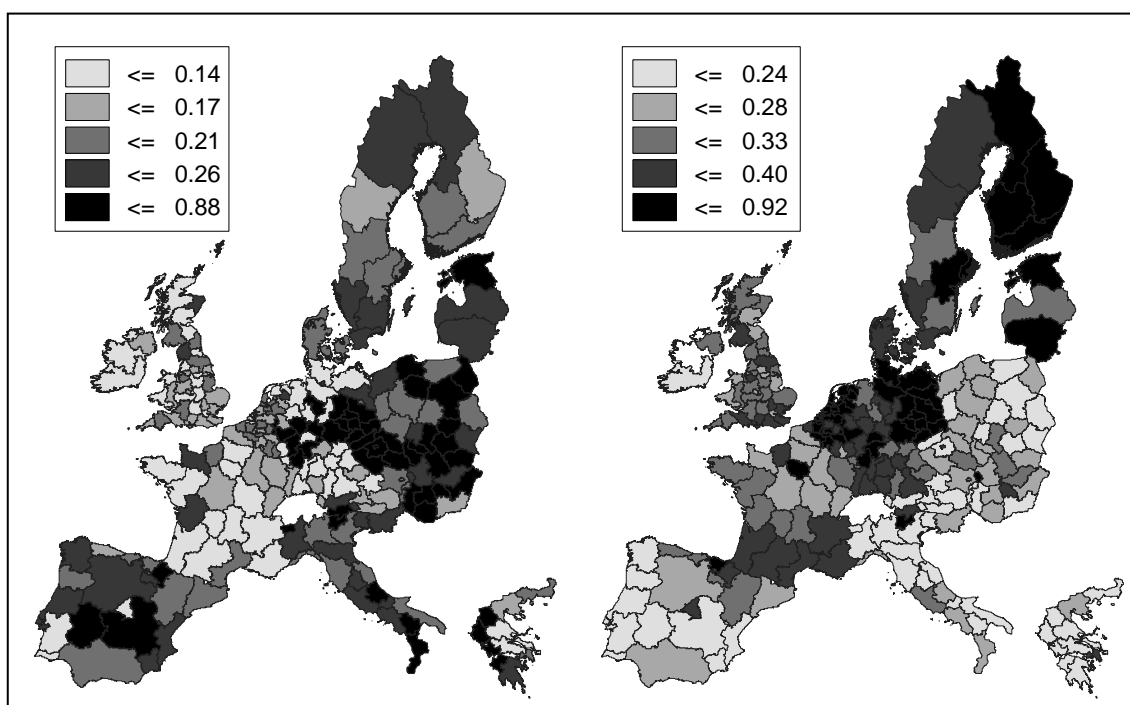


The regional distribution of labour productivity growth and initial labour productivity is displayed in figure 1. Labour productivity growth is high in the New Member States, especially in economic centres (Jasmand and Stiller, 2005) as well as in Greece and

Ireland. Together with Spain and Portugal these countries have also the lowest levels of initial productivity. On the other hand richer regions with productivity levels above 50,000 € per person are mostly located in the centre of Europe – in Germany, Austria, and France. They are also characterised by the lowest productivity growth. Hence, the graphical evidence is broadly in line with convergence.

The savings rate in physical capital is high especially in the Iberian Peninsula as well as in Eastern Germany and some of the New Member States like Slovakia, the Czech Republic and Estonia (figure 2). Some regions with high savings regions are also located in the UK and Italy. Human capital per unit of labour force is especially high in the East German regions and the northern countries.

Figure 2: Savings rate for physical capital (left) and human capital per unit labour force

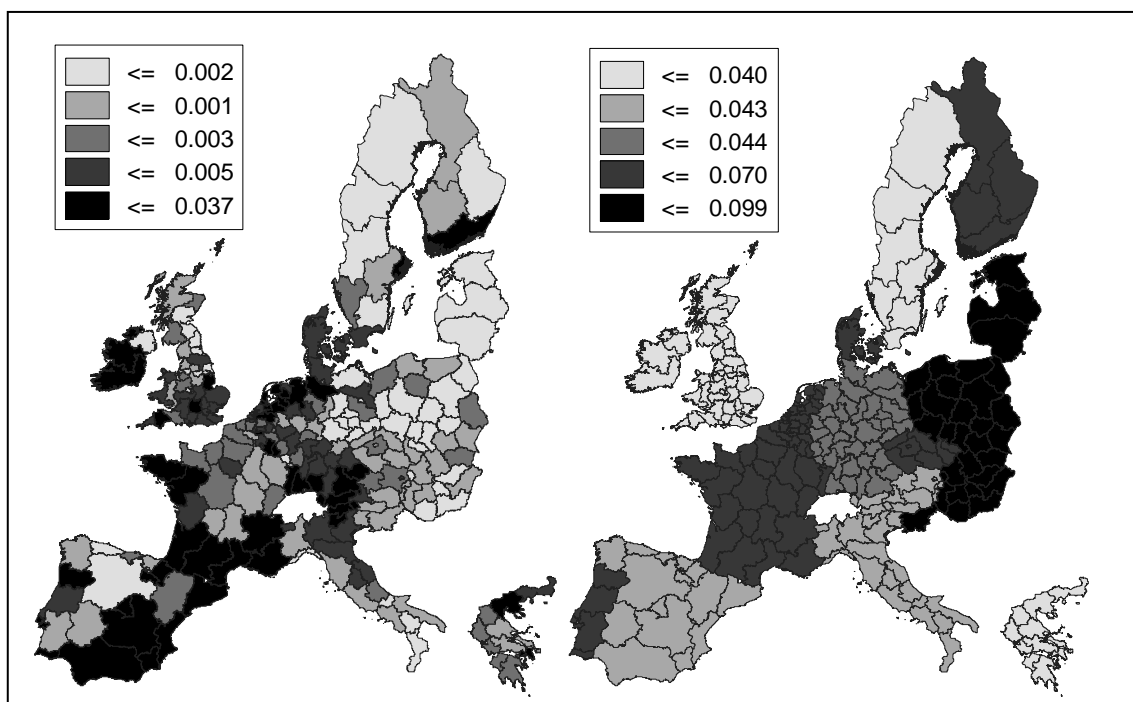


Labour force growth is particularly low in the New Member States (figure 3), due to migration towards Western Europe and a low fertility rate (Krieger, 2004, Haug, 2005, Rühl, 2005). High growth rates of this measure can be detected in prosperous areas like Hamburg, Munich, Vienna, London, Dublin and Marseilles. There is also an increase in the southern regions of France and in some regions of the Iberian Peninsula. One reason is migration of retirees, who move from northern Europe to areas with a warm climate

and create jobs because of their consumption demand. In addition, immigration from African countries seems to be important (Kreienbrink, 2004 and 2005, Beer, 2005).

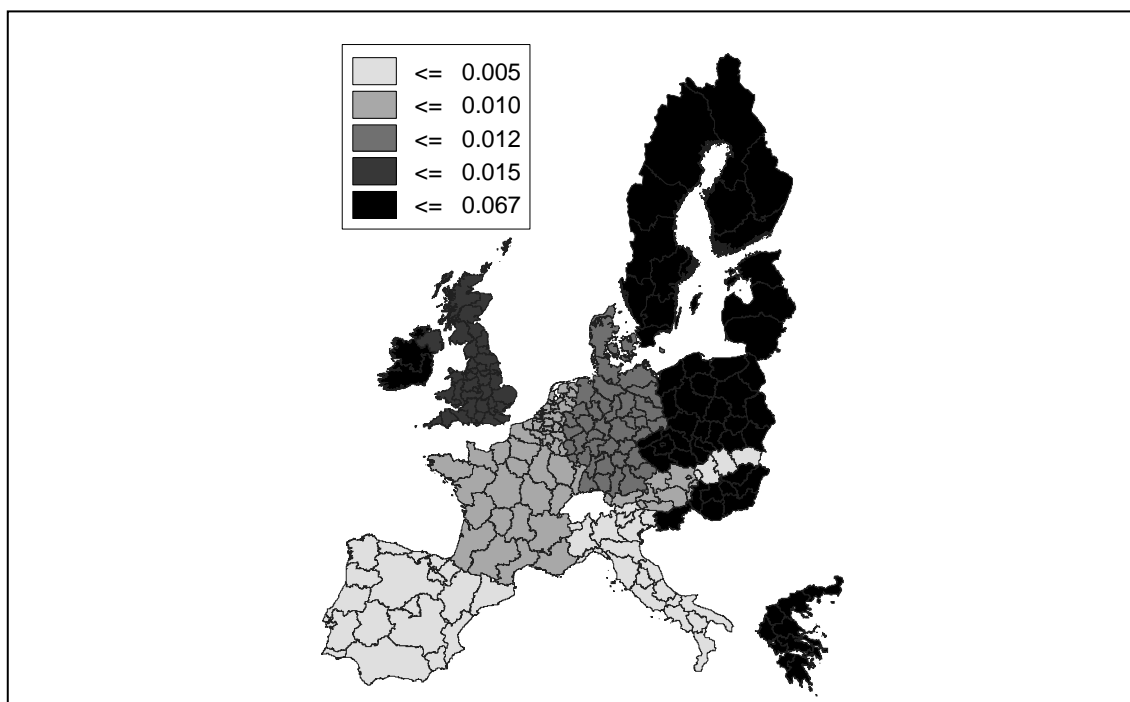
Low depreciation rates are observed in Finland, the UK, Ireland and Greece, while high rates are detected for the New Member States. The rate of technological progress is especially high in many New Member States with the exception of Slovakia (figure 4). In Italy, the Iberian Peninsula and in Slovakia almost no technological progress is observed in the sample period.

Figure 3: Growth rate of labour force (left) and capital depreciation rate



Low depreciation rates are observed in Finland, the UK, Ireland and Greece, while high rates are detected for the New Member States. The rate of technological progress is especially high in many New Member States with the exception of Slovakia (figure 4). In Italy, the Iberian Peninsula and in Slovakia almost no technological progress is observed in the sample period.

Figure 4: Growth of total factor productivity



5. Empirical analysis of the convergence pattern

In evaluating convergence regressions, a simultaneity bias could occur, because regions with high growth rates of human and physical capital tend to be characterised by great values of labour productivity growth (Islam, 2003, Durlauf, Johnson and Temple, 2005). Therefore initial values for s_k and h are used (Temple, 1999).

As a starting point, a model with no spatial effects is estimated via OLS, see table 1. The restriction of equal, but opposite signed coefficients for $\ln s_k$ and $\ln(n+g+\delta)$ is embedded, as it is not rejected (Wald test=1.744, p -value=0.188). The significant value of initial productivity gives evidence for convergence across EU regions. The average speed is 3.7 per cent per annum,

$$\lambda = \ln(1 - \hat{\beta}_1) = 0.037$$

implying that productivity gaps between poor and rich regions have a half life of almost 20 years. The other variables do not appear to be significant. However, the Moran coefficient indicates strong spatial autocorrelation patterns.

Table 1: Estimation of the convergence equation

	OLS estimation		ML estimation	
	Coefficient	t-value	Coefficient	z-value
Const.	0.172*	20.951	0.155*	17.136
$\ln y_{1995}$	-0.038*	-26.911	-0.036*	-15.987
$\ln s_k - (n+g+\delta)$	0.000	-0.111	0.004*	2.486
$\ln h$	0.001	0.775	0.002*	2.576
Spatial error parameter λ			0.714*	15.359
Global tests	$R^2 = 0.761^*$, MI = 0.648* LM= 59.420*; LM(lag)=0.062		$R^2 = 0.671^*$	

Note: R^2 : coefficient/pseudo coefficient of determination; MI: Moran's I statistic; LM: robust LM test; LM(lag): robust LM(lag) test; * indicates significance at least at the 0.05 level.

The robust LM test suggests to include a spatial lag of the error term in the regression equation. The results of the ML estimation of this spatial error model are shown in the right column of table 1. The speed of convergence is nearly unchanged compared to the OLS regression. Moreover, the other variables are significant.

Table 2: Test for spatial autocorrelation of the variables in the analysis

	Moran coefficient	z-value
$\ln(y_{2003}/y_{1995})/8$	0.851*	18.438
$\ln y_{1995}$	0.891*	19.295
$\ln s_k$	0.312*	6.810
$\ln (n+g+\delta)$	0.789*	17.095
$\ln s_k - \ln (n+g+\delta)$	0.382*	8.327
$\ln h$	0.165*	3.643

Note: * indicates significance at least at the 0.05 level.

Next, the spatial filtering method is applied. The Moran coefficients are significant for all variables in the analysis, see table 2. Thus, the independent variables have to be filtered before the convergence equation is run. The filtered growth regressions are computed on the basis of the spatially filtered regressors as well as substantial eigenvectors, see table 3. The Moran coefficient shows that the spatial filtering procedure is successful, as no spatial autocorrelation can be detected anymore in the residuals. The spatial filtering approach leads to a slightly slower convergence rate of 3 percent per annum. The impact of the control variables is weaker than in the spatial error model.

Table 3: Spatial filtered model

	OLS estimation	
	Coefficient	z-value
Const.	0.046*	81.251
$\ln y_{1995}$	-0.030*	-10.508
$\ln s_k - \ln (n+g+\delta)$	0.005*	2.541
$\ln h$	0.002	1.810
Global tests	$R^2 = 0.942^*$, MI = -0.111	

Notes: R2: coefficient of determination; MI: empirical value of the Moran's I statistics; *: significant at least at the 0.05 level.

Finally it is examined whether locally different speeds of convergence occur, see table 4. The global F-test of nonstationarity proves that the estimation of regionally different regression coefficients is appropriate. The regression coefficient of initial labour productivity is well behaved for nearly all regions. The highest rate of convergence with 8.9 percent per annum is detected for the Normandy.

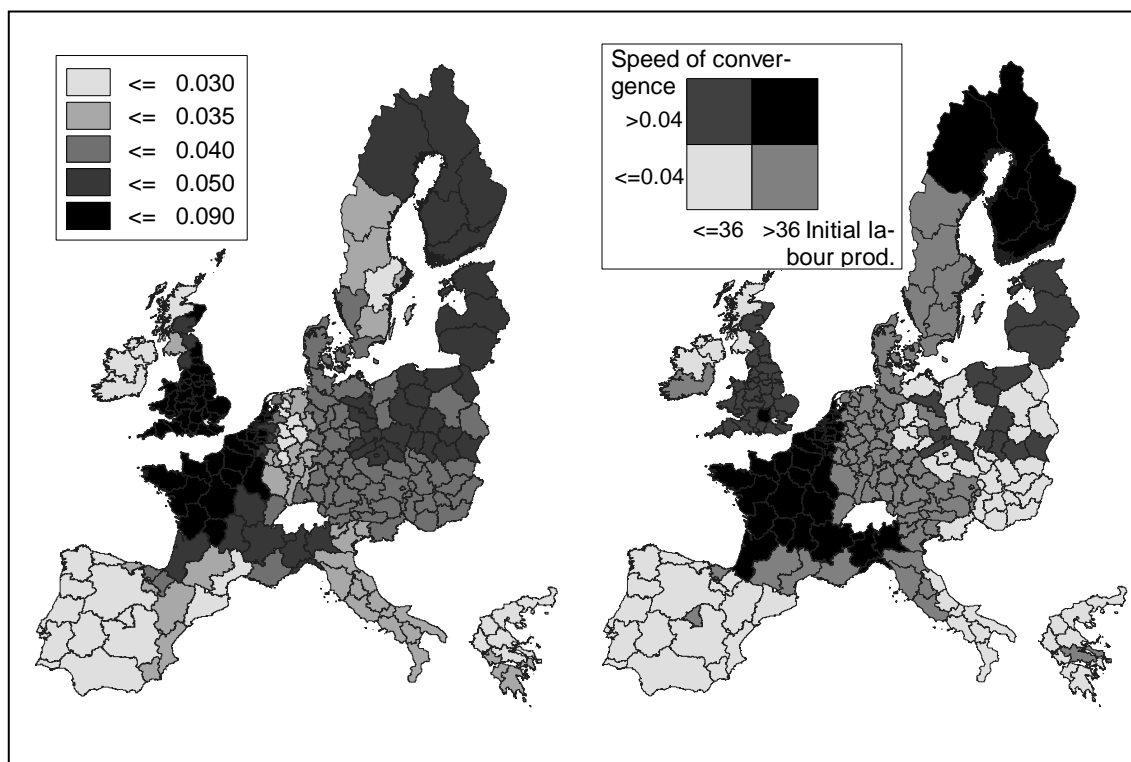
Table 4: Geographically weighted regression approach

Coefficient	Lower			Upper		Global OLS
	Minimum	Quartile	Median	Quartile	Maximum	
β_{0i} or β_0	0.082	0.128	0.158	0.200	0.332	0.172*
β_{1i} or β_1	-0.093	-0.047	-0.039	-0.034	0.004	-0.038*
β_{2i} or β_2	-0.017	-0.002	0.003	0.004	0.031	0.000
β_{3i} or β_3	-0.008	-0.001	0.002	0.007	0.017	0.001
R^2 or R^2_i	0.373	0.687	0.825	0.907	0.996	0.761*
Bandwidth = 2.716, Global test of nonstationarity: F = 12.0976*						

Note: R^2 , R^2_i global, local coefficient of determination; *: significant at least at the 0.05 level.

The variation in the speed of convergence gives empirical evidence to heterogeneous convergence across the EU. Nearby located areas show a similar speed of convergence (see figure 5). Many regions of Italy for example have a convergence rate between 3 and 3.5 per cent, and these values do not differ substantially.

Figure 5: Speed of convergence alone (left) and together with initial labour productivity



Regions with a similar convergence rate might be interpreted as convergence clubs. Their conditions are not very different, and therefore they converge to the same steady state. A convergence club is also detected by an approach of Le Gallo and Dall'erba (2006) using a sample of EU25 states and an absolute convergence approach. But, they only identify two convergence clubs, which are not stable over time.

Regions around the British Channel show the highest speed of convergence. The lowest values of this parameter can be found in the Iberian Peninsula and in Greece as well as in some German and Swedish regions. Most regions in France and the south of Britain have high levels of initial productivity and high speeds of convergence, while in many south and east European regions the opposite occurs. They are less wealthy, and are characterised by a small convergence speed. If the New Member States continue to realise high growth rates, these areas would achieve an above average productivity level because of the long half lives predicted. Overall, the results indicate that the EU regions are unlikely to achieve equal conditions in the near future.

6. Conclusions

In this paper economic convergence is investigated for the EU25 countries. The analysis refers to the augmented Solow model with human capital. Country specific rates of depreciation and technological progress are used. Spatial effects are taken into account. A special focus is the robustness of the results.

Convergence of productivity can be established by different methods. On average, the speed of convergence ranges between 3 and 3.5 per cent per annum. If the assumption of equal regression coefficients across the regions is relaxed, markedly varying speeds of convergence can be identified. The highest speed of convergence is found in rich regions in the centre of Europe, around the British Channel, in France and the UK. It seems that there are several convergence clubs, as regions within an area are faced by similar conditions and speeds of convergence.

References

- Aghion, P., Howitt, P. (1998) *Endogeneous growth theory*. Cambridge: MIT Press.
- Aiginger, K., Falk, M. (2005) Explaining Differences in Economic Growth among OECD Countries, *Empirica*, 32: 19-43.
- Anselin, L. (1988) *Spatial Econometrics. Methods and Models*. Dordrecht, Boston, London: Kluwer Academic Publishers.
- Anselin, L., Bera, A.K. (1998) Spatial Dependence in Linear Regression Models with an Introduction to Spatial Econometrics, in: A. Ullah, D.E.A. Giles (eds.) *Handbook of Applied Economic Statistics*. New York et al.: Dekker: 237-289.
- Badinger, H., Müller, W.G., Tondl, G. (2004) Regional Convergence in the European Union 1985-1999. A Spatial Dynamic Panel Analysis, *Regional Studies*, 38: 241-253.
- Barro, R.J., Sala-i-Martin, X. (1990) Economic Growth and Convergence across the United States. Working Paper 3419, National Bureau of Economic Research, New York.
- Barro, R.J., Sala-i-Martin, X. (1991) Convergence across States and Regions, *Brookings Papers on Economic Activity*, 1: 107-182.
- Barro, R.J., Sala-i-Martin, X. (2004) *Economic Growth*, 2nd ed. Cambridge: MIT Press.
- Basile, R., Nardis, S., de Girardi, A. (2005) Regional Inequalities and Cohesion Policies in the European Union,
<http://www.camecon.com/services/europe/Downloadable%20files/isae%20paper.PDF> (2006/01/06).
- Bassanini, A., Scarpetta, S. (2002) Does Human Capital Matter for Growth in OECD Countries? A Pooled Mean-Group Approach, *Economics Letters* 74: 399-405.
- Baumont, B., Ertur, C. and Le Gallo, J. (2003) Spatial Convergence Clubs and the European Regional Growth Process, 1980-1995, in: B. Fingleton (ed.) *European Regional Growth*. Berlin et al.: Springer: 131-158.
- Beer, S. (2005) Frankreich im System innereuropäischer Wanderungen (EU15), in: S. Haug, F. Swiaczny (eds.) *Migration in Europa*. Wiesbaden: Bundesinstitut für Bevölkerungsforschung: 79-90.
- BICEPS (n.d.) Growth Acceleration in the Baltic States: What can Growth Accounting Tell us? Appendix of this Study,
http://www.biceps.org/files/Growth%20Accounting%20in%20the%20Baltics%20Tables_Appendix.pdf (2006-08-08).
- Bivand, R., Brunstad, R. (2005) Further Explorations of Interactions between Agricultural Policy and Regional Growth in Western Europe. Approaches to Nonstationarity in Spatial Econometrics. Paper Presented at the Spatial Econometrics Workshop in Kiel 2005,
http://www.uni-kiel.de/ifw/konfer/spatial/bivand_brunstadt.pdf (2006-06-07).

- Bräuning, M., Niebuhr, A. (2005) Agglomeration, Spatial Interaction and Convergence in the EU. Discussion Paper 322, HWWA, Hamburg.
- Brunsdon, C., Fotheringham, A.S., Charlton, M.E. (1998) Spatial Nonstationarity and Autoregressive Models, *Environment and Planning A*, 30: 957-973.
- Canova, F., Marcet, A. (1995) The Poor Stay Poor. Non-Convergence Across Countries and Regions, Discussion Paper 1265, CEPR, London.
- Carrington, A. (2006) Regional Convergence, Polarisation and Mobility in the European Union, 1980-1996, *International Regional Science Review*, 29: 64-80.
- Cliff, A.D., Ord, J.K. (1973) *Spatial Autocorrelation*. London: Pion Press.
- Cuadrado-Roura, J.R. (2001) Regional Convergence in the European Union. From Hypothesis to the Actual Trends, *Annals of Regional Science*, 35: 333-356.
- Dobrinsky, R., Hesse, D., Traeger, R. (2006) Understanding the Long-Term Growth Performance of the East European and CIS Economies, EAD Discussion Paper 9, United Nations Economic Commission for Europe, Geneva.
- Durlauf, S.N., Johnson, P.A., Temple, J.R.W. (2005) Growth Econometrics, in: P. Aghion, S.N. Durlauf (eds.) *Handbook of Economic Growth. Volume 1A*. North-Holland: Amsterdam: 555-677.
- Eckey, H.-F., Kosfeld, R., Türck, M. (2005) Regional Convergence in Germany A Geographically Weighted Regression Approach. Discussion Paper 76/05, Economic Department, University of Kassel, Kassel.
- Eckey H.-F., Döring, T., Türck, M. (2006) Convergence of Regions from 23 EU Member State. Discussion Paper 86/06, Economic Department, University of Kassel, Kassel.
- Eckey H-F, Türck, M. (2006) Convergence of EU-Regions. A Literature Report. Discussion Paper 80/06 Economic Department, University of Kassel, Kassel.
- Fagerberg, J., Verspagen, B. (1996) Heading for Divergence? Regional Growth in Europe Reconsidered, *Journal of Common Market Studies*, 34: 431-448.
- Faludi, A. (2006) From European Spatial Development to Territorial Cohesion Policy, *Regional Studies*, 40: 667-678.
- Fingleton, B. (1999) Economic Geography with Spatial Econometrics. A 'Third Way' to Analyse Economic Development and 'Equilibrium' with Application to the EU Regions. Working Paper 1999/21, ECO, San Domenico.
- Fotheringham, A.S., Brunsdon, C. and Charlton, M.E. (2002) *Geographically Weighted Regression. The Analysis of Spatial Varying Relationships*. Chichester: Wiley.
- Funke, M., Niebuhr, A. (2005) Regional Geographic Research and Development Spillovers and Economic Growth. Evidence from West Germany, *Regional Studies*, 39: 143-153.
- Geppert, K., Happich, M., Stephan, A. (2005) Regional Disparities in the European Union: Convergence and Agglomeration. Working Paper 525, DIW, Berlin.

- Gradzewicz, M. Kolasa, M. (2004) FDI Inflow and Sustainable Growth in Poland, Paper presented at the 3rd Annual Meeting of the European Economics and Finance Society "World Economy and European Integration",
<http://gnu.univ.gda.pl/~eefs/pap/kolasa.pdf> (2006-08-12).
- Griffith, D. A. (1996) Spatial Autocorrelation and Eigenfunctions of the Geographic Weights Matrix Accompanying Geo-Referenced Data, *Canadian Geographer*, 40: 351-367.
- Griffith, D.A. (2000) A Linear Regression Solution to the Spatial Autocorrelation Problem, *Journal of Geographical Systems*, 2: 141-156.
- Griffith, D.A. (2003) *Spatial Autocorrelation and Spatial Filtering*. Berlin et al.: Springer.
- Hájek, M. (2005) Economic Growth and Total Factor Productivity in the Czech Republic from 1992 to 2004, Working Paper V/2005, CES VŠEM,
http://www.vsem.cz/data/docs/gf_WPNoV.pdf (2006-08-14).
- Haug, S. (2005) Migration aus Mittel- und Osteuropa nach Deutschland, in: S. Haug, F. Swiaczny (eds.) *Migration in Europa*: Wiesbaden: Bundesinstitut für Bevölkerungsforschung: 133-152.
- Hemmer, H.-R., Lorenz, A. (2004) *Grundlagen der Wachstumsempirie*, Munich: Vahlen.
- Huang H-C (2005) Diverging Evidence of convergence Hypothesis, *Journal of Macroeconomics* 27: 233-255.
- Islam, N. (2003) What have we learnt from the convergence debate?, *Journal of Economic Surveys*, 17: 309-362.
- Jasmand, S., Stiller, S. (2005) Capital Cities in the New EU States. Economic Status Quo and Current Trends, *Intereconomics*, 40: 298-304.
- Juessen, F. (2005) A Distribution Dynamics Approach to Regional GDP Convergence in Reunified Germany. Discussion Paper, University of Dortmund, Dortmund,
<http://ideasrepecorg/p/wpa/wuwpur/0506008html> (2006-06-07)
- Kreienbrink, F. (2004) Einwanderungsland Spanien. Migrationspolitik zwischen Europäisierung und nationalen Interessen. Frankfurt am Main: IKO-Verlag f. Interkult.
- Kreienbrink, F. (2005) Migration in Spanien. Ein Sonderfall unter den südeuropäischen Staaten?, in: S. Haug, F. Swiaczny (eds.) *Migration in Europa*. Wiesbaden: Bundesinstitut für Bevölkerungsforschung: 29-52.
- Krieger, H. (2004) *Migration Trends in an Enlarged Europe*. Luxembourg: Office for Official Publications of the European Communities.
- Krueger; A.B., Lindahl, M. (2001) Education for Growth: Why and For Whom?, *Journal of Economic Literature*, 39: 1101-1136.
- Le Gallo, J., Dall'erba, S. (2006) Evaluating the Temporal and the Spatial Heterogeneity for the European Convergence Process, 1980-1999, *Journal of Regional Science*, 46: 269-288.

- López-Bazo, E. (2003) Growth and Convergence Across Economies. The Experience of the European Regions, in: B. Fingleton, A. Eraydin, R. Paci, (eds.) *Regional Economic Growth, SMEs and the Wider Europe*. Aldershot et al.: Ashgate: 49-74.
- Mankiw, N.G., Romer, D., Weil, D.N. (1992) A Contribution to the Empirics of Economic Growth, *Quarterly Journal of Economics*, 107: 407-437.
- Moran, P.A.P. (1950a) Notes on Continuous Stochastic Phenomena, *Biometrika*, 37: 17-23.
- Moran, P.A.P. (1950b) A Test for Serial Independence of Residuals, *Biometrika*, 37: 178-181.
- Niebuhr, A., Schlitte, F. (2004) Convergence, Trade and Factor Mobility in the European Union. Implications for Enlargement and Regional Policy, *Intereconomics*, 39: 167-176.
- Rey, S.J., Janikas, M.V. (2005) Regional Convergence, Inequality and Space, *Journal of Economic Geography*, 5: 155-176.
- Rühl, S. (2005) Migration nach Deutschland vor dem Hintergrund der EU-Erweiterung, in: S. Haug, F. Swiaczny (eds.) *Migration in Europa*. Wiesbaden: Bundesinstitut für Bevölkerungsforschung: 153-170.
- Temple, J. (1999) The New Growth Evidence, *Journal of Economic Literature*, 37: 112-156.
- Tiefelsdorf, M., and B.N. Boots (1995) The Exact Distribution of Moran's I, *Environment and Planning A*, 27: 985-99.
- Yin, L., Zestos, G.K., Michelis, L. (2003) Economic Convergence in the European Union, *Journal of Economic Integration*, 18: 188-213.

Bisher erschienene Beiträge

- 40/02 Feld, Lars und Stefan Voigt**
Economic Growth and Judicial Independence: Cross Country Evidence Using a New Set of Indicators
erschieden in: *European Journal of Political Economy*, Vol. 19 (2003), S. 497-527.
- 41/02 Eckey, Hans-Friedrich und Günter Schumacher**
Divergenz und Konvergenz zwischen den Regionen Deutschlands
- 42/03 Kosfeld, Reinhold und Jorgen Lauridsen**
Dynamic Spatial Modelling of Regional Convergence Processes
erschieden in: *Empirical Economics*, Vol 29 (2004), S. 705-722.
- 43/03 Beckenbach, Frank**
Das Handlungskonzept der Evolutorischen Mikroökonomik
- 44/03 Metz, Christina E. und Jochen Michaelis**
The Role of Information Disparity in the Mexican Peso Crisis 1994/95: Empirical Evidence
erscheint in: *Review of International Economics*
- 45/03 Lingens, Jörg**
Unionisation, Growth and Endogenous Skill-Formation
- 46/03 Hayo, Bernd und Stefan Voigt**
Explaining *de facto* judicial independence
erscheint in: *International Review of Law and Economics*
- 47/03 Beckenbach, Frank und Maria Daskalakis**
Invention and Innovation as Creative Problem Solving Activities - A Contribution to Evolutionary Microeconomics
- 48/03 Weise, Peter**
Selbstorganisation - ein fruchtbares Konzept für die evolutorische Ökonomik?
erschieden in: W. Kerber (Hrsg.) (2004), Studien zur Evolutorischen Ökonomik IX, Berlin.
- 49/03 Fromm, Oliver; Maria Daskalakis und Oliver Farhauer**
Das Reformprojekt Kostenmanagement im Sozialamt der Stadt Kassel - Die Investive Sozialhilfe der Stadt Kassel
- 50/03 Eckey, Hans-Friedrich, Reinhold Kosfeld und Matthias Türck**
Intra- und internationale Spillover-Effekte zwischen den EU-Regionen
erschieden in: *Jahrbücher für Nationalökonomie und Statistik*, 225. Jg., Heft 6 (2005), S. 600-621.
- 51/03 Blume, Lorenz**
Factors of Successful Local Economic Policies: An Empirical Research of East German Cities
- 52/04 Kosfeld, Reinhold und Christian Dreger**
Thresholds for Employment and Unemployment. A Spatial Analysis of German Regional Labour Markets 1992-2000
erscheint in: *Papers in Regional Science*
- 53/04 Daskalakis, Maria und Oliver Fromm**
Entwicklungspotentiale der Region Nordhessen. Eine empirische Bestandsaufnahme.
- 54/04 Grossmann, Harald und Jochen Michaelis**
Trade Sanctions and the Incidence of Child Labour
erscheint in: *Review of Development Economics*
- 55/04 Eckey, Hans-Friedrich und Reinhold Kosfeld**
Regionaler Wirkungsgrad und räumliche Ausstrahlungseffekte der Investitionsförderung
erschieden in: *Jahrbuch für Regionalwissenschaft*, Vol. 25 (2005), S. 149-173.
- 56/04 Nill, Jan**
Evolutorisch-ökonomische Perspektiven einer Theorie ökologischer Innovationspolitik
- 57/04 Kosfeld, Reinhold und Jorgen Lauridsen**
Factor Analysis Regression
- 58/04 Michaelis, Jochen und Angela Birk**
Employment- and Growth Effects of Tax Reforms
revidiert und wiedereingereicht bei: *Economic Modelling*

- 59/04 Nutzinger, Hans G.**
Die Wirtschaft in der Bibel
erscheint in: U. Ebert (Hrsg.), *Wirtschaftsethische Perspektiven VII*, Duncker & Humblot, Berlin, 2005 oder 2006
- 60/04 Henrich, Károly**
Globale Einkommensdisparitäten und -polaritäten
- 61/04 Michaelis, Jochen und Alexander Spermann**
Evaluation von Minijobs sowie Arbeitslosengeld II: Methodische Grundprobleme und Lösungsansätze
erschieden in: *Zeitschrift für Evaluation*, Heft 2 (2004), S. 223-240.
- 62/04 Michaelis, Jochen und Heike Minich**
Inflationsdifferenzen im Euro-Raum – Eine Bestandsaufnahme
erschieden in: *Aussenwirtschaft*, 59. Jg., Heft 4 (2004), S. 379-405.
- 63/04 Lerch, Achim**
Eine ökonomische Begründung der Nachhaltigkeit
erschieden in: Ekaradt, F. (Hrsg.), *Generationengerechtigkeit und Zukunftsfähigkeit – Philosophische, juristische, ökonomische, politologische und theologische Konzepte für die Umwelt-, Sozial- und Wirtschaftspolitik*, Münster (LIT-Verlag), 2004.
- 64/04 Eckey, Hans-Friedrich, Reinhold Kosfeld und Matthias Türck**
Regionale Produktionsfunktionen mit Spillover-Effekten für Deutschland
erschieden in: *Schmollers Jahrbuch*, Vol. 125 (2005), S. 239-267.
- 65/04 Eckey, Hans-Friedrich und Reinhold Kosfeld**
New Economic Geography
- 66/04 Blume, Lorenz und Stefan Voigt**
The Economic Effects of Human Rights
- 67/04 Voigt, Stefan, Michael Ebeling und Lorenz Blume**
Improving Credibility by Delegating Judicial Competence – the Case of the Judicial Committee of the Privy Council
- 68/05 Michaelis, Jochen**
Optimal Monetary Policy in the Presence of Pricing-to-Market
erschieden in: *Journal of Macroeconomics*, Vol. 28 (2006), Heft 3, S. 564-584.
- 69/05 Eckey, Hans-Friedrich und Matthias Türck**
Deutsche Innovationsregionen
erschieden in: Weissenberger-Eibl, M. A. (Hrsg.) (2005), *Gestaltung von Innovationssystemen*, Rosenheim (Cactus Group Verlag), S. 383-402.
- 70/05 Eckey, Hans-Friedrich, Reinhold Kosfeld und Matthias Türck**
Regionale Entwicklung mit und ohne räumliche Spillover Effekte
- 71/05 Michaelis, Jochen, Melanie Arntz und Alexander Spermann**
Die Reform der Pflegeversicherung – weniger Kostendruck durch flexiblere Pflegearrangements?
- 72/05 Voigt, Stefan**
The Economic Effects of Judicial Accountability - Some Preliminary Insights
- 73/05 Voigt, Stefan**
Membership has its Privileges - On the Effects of Delegating Powers Internationally
- 74/05 Michaelis, Jochen**
Zur Reform der Leistungsformen der Pflegeversicherung – ein familienökonomischer Ansatz
erschieden in: *Jahrbuch für Wirtschaftswissenschaften*, Vol. 56 (2005), Heft 2, S. 145-163.
- 75/05 Beckenbach, Frank**
Knowledge Representation and Search Processes - a Contribution to the Microeconomics of Invention and Innovation
- 76/05 Eckey, Hans-Friedrich, Reinhold Kosfeld und Matthias Türck**
Regional Convergence in Germany. A Geographically Weighted Regression Approach
- 77/05 Bannier, Christina E.**
Big Elephants in Small Ponds: Do Large Traders Make Financial Markets More Aggressive?
revidierte Fassung von Diskussionspapier 28/02
erschieden in: *Journal of Monetary Economics*, Vol. 52 (2005), S. 1517-1531.

- 78/05 Kosfeld**, Reinhold, Hans-Friedrich **Eckey** und Matthias **Türck**
New Economic Geography and Regional Price Level
- 79/06 Debus**, Martin und Jochen **Michaelis**
Ausbildung, Erwerbsphase, Renteneintritt - demografischer Wandel und optimale
Zeitallokation im Lebenszyklus
erscheint in: *Jahrbücher für Nationalökonomie und Statistik*.
- 80/06 Eckey**, Hans-Friedrich und Matthias **Türck**
Convergence of EU-Regions. A Literature Report
- 81/06 Eckey**, Hans-Friedrich, Reinhold **Kosfeld** und Matthias **Türck**
Abgrenzung deutscher Arbeitsmarktregionen
- 82/06 Kosfeld**, Reinhold, Christian **Dreger** und Hans-Friedrich **Eckey**
On the Stability of the German Beveridge Curve – A Spatial Econometric Perspective
- 83/06 Henrich**, Károly
Kontraktion & Konvergenz: Probleme der nachhaltigkeitsökonomischen Generalisierung eines
klimapolitischen Zukunftsmodells
- 84/06 Voigt**, Stefan und Lorenz **Blume**
The Economic Effects of Direct Democracy – A Cross-Country Assessment
- 85/06 Blume**, Lorenz und Detlef **Sack**
Regional Preferences for Hierarchies, Markets, and Networks: Exploring Social Capital Data
for Germany
- 86/06 Eckey**, Hans-Friedrich, Thomas **Döring** und Matthias **Türck**
Convergence of Regions from 23 EU Member States
- 87/06 Döring**, Thomas und Stefan **Voigt**
Reforming Federalism German Style – A First Step in the Right Direction
- 88/06 Eckey**, Hans-Friedrich, Christian **Dreger** und Matthias **Türck**
European Regional Convergence in a Human Capital Augmented Solow Model

Impressum

Volkswirtschaftliche Diskussionsbeiträge

Herausgeber:

Fachbereich Wirtschaftswissenschaften

Universität Kassel

Nora-Platiel-Str. 4

34127 Kassel

Internet: <http://www.wirtschaft.uni-kassel.de>

ISSN 1615-2751