

Matzke, Christina; Challet, Damien

Working Paper

Taking a shower in Youth Hostels: risks and delights of heterogeneity

Bonn Econ Discussion Papers, No. 1/2008

Provided in Cooperation with:

Bonn Graduate School of Economics (BGSE), University of Bonn

Suggested Citation: Matzke, Christina; Challet, Damien (2008) : Taking a shower in Youth Hostels: risks and delights of heterogeneity, Bonn Econ Discussion Papers, No. 1/2008, University of Bonn, Bonn Graduate School of Economics (BGSE), Bonn

This Version is available at:

<https://hdl.handle.net/10419/27162>

Standard-Nutzungsbedingungen:

Die Dokumente auf EconStor dürfen zu eigenen wissenschaftlichen Zwecken und zum Privatgebrauch gespeichert und kopiert werden.

Sie dürfen die Dokumente nicht für öffentliche oder kommerzielle Zwecke vervielfältigen, öffentlich ausstellen, öffentlich zugänglich machen, vertreiben oder anderweitig nutzen.

Sofern die Verfasser die Dokumente unter Open-Content-Lizenzen (insbesondere CC-Lizenzen) zur Verfügung gestellt haben sollten, gelten abweichend von diesen Nutzungsbedingungen die in der dort genannten Lizenz gewährten Nutzungsrechte.

Terms of use:

Documents in EconStor may be saved and copied for your personal and scholarly purposes.

You are not to copy documents for public or commercial purposes, to exhibit the documents publicly, to make them publicly available on the internet, or to distribute or otherwise use the documents in public.

If the documents have been made available under an Open Content Licence (especially Creative Commons Licences), you may exercise further usage rights as specified in the indicated licence.

BONN ECON DISCUSSION PAPERS

Discussion Paper 1/2008

**Taking a shower in Youth Hostels: risks and delights of
heterogeneity**

by

Christina Matzke, Damien Challet

Januar 2008



Bonn Graduate School of Economics
Department of Economics
University of Bonn
Adenauerallee 24 - 42
D-53113 Bonn

The Bonn Graduate School of Economics is
sponsored by the

Deutsche Post  World Net
MAIL EXPRESS LOGISTICS FINANCE

Taking a shower in Youth Hostels: risks and delights of heterogeneity

CHRISTINA MATZKE* AND DAMIEN CHALLET^{† ‡}

January 1, 2008

Tuning one's shower in some hotels may turn into a challenging coordination game with imperfect information. The temperature sensitivity increases with the number of agents, making the problem possibly unlearnable. Because there is in practice a finite number of possible tap positions, identical agents are unlikely to reach even approximately their favorite water temperature. Heterogeneity allows some agents to reach much better temperatures, at the cost of higher risk.

JEL Classification Number: C02, C61, C62, C63, D70, D83

Keywords: coordination, heterogeneity, adaptive learning, non-linear system, feedback

1 Introduction

Taking a shower can turn into a painful tuning and retuning game when many people take a shower at the same time if the flux of hot water is insufficient. In this fascinating game, it is in the interest of everybody not only to reach an agreeable equilibrium temperature but also to avoid large fluctuations. These two goals are difficult to achieve because one inevitably not only has incomplete information about the behavior and personal preferences of the other bathers, but also about the non-linear intricacies of the plumbing system.

*Bonn Graduate School of Economics, Department of Economics, University of Bonn, Adenauerallee 24-26, D-53113 Bonn, Germany; *e-mail:* christina.matzke@uni-bonn.de

[†]Institute for Scientific Interchange, Viale S. Severo 65, 10133 Torino, Italy

[‡]Physics Department, University of Fribourg, Pérolles, CH-1700 Fribourg, Switzerland

2 *The Shower Temperature Problem*

The central issue of this paper is to find the conditions under which the agents are satisfied, which depends on the learning procedure and on its parameters.

The need to depart from rational representative agents was forcefully voiced among others by Kirman (2006) and Brian Arthur, for instance in his El Farol bar problem (Arthur 1994), subsequently simplified as Minority Game (Challet and Zhang 1997, Challet, Marsili and Zhang 2005), from which we shall borrow some ideas concerning the learning mechanism. In these models, the agents try to behave maximally differently from each other, hence the need for heterogeneous agents.

The Shower Temperature Problem is different in that the perfect equilibrium is obtained when all the agents behave exactly in the same optimal, unique way. A priori, it is a perfect example of a case where the representative agent approach applies fully. As we shall see, however, because in practice there is a maximum number of tap tuning settings, it may pay off to be heterogeneous with respect to the strategy sets. Therefore, the problem we propose in this paper is another example of a situation where heterogeneity is tempting because potentially beneficial. The intrinsic and strong non-linearity of the temperature response function prevents the use of the mathematical machinery for heterogeneous systems that successfully solved the Minority Game (Challet et al. 2005, Coolen 2005), the El Farol bar problem (Challet, Ottino and Marsili 2004) and the Clubbing problem (De Sanctis and Galla 2006).

2 **The Shower Temperature Problem**

One of the problems of poor plumbing systems is the interaction between the water temperatures of all the people taking a shower simultaneously. If one person changes her shower setting, she influences the temperature of all the other bathers. Cascading shower tuning and retuning may follow. A key issue is how people can learn from past temperature fluctuations how to tune their own shower so as to obtain an average agreeable temperature \hat{T} , and also to avoid large temperature fluctuations.

Some rudimentary shower systems allow only for one degree of freedom, the desired fraction of hot water in one's shower water, denoted by $\phi \in [0, 1]$. Assuming

2 The Shower Temperature Problem

that H and C denote the maximal fluxes of hot and cold water available to a shower, and that the total flux at this shower is constant, the obtained temperature is equal to

$$T = \frac{\phi H T_H + C T_C (1 - \phi)}{\phi H + C (1 - \phi)}, \quad (1)$$

where T_H and T_C denote the constant temperatures of hot and cold water.

In the following, we shall consider the special case where $H = C$, $T_C = 0$, and $T_H = 1$, which amounts to express T in T_H units, i.e. to rescale T by T_H , which leads to $T = \phi$.

The situation may become more complex however if many people take a shower at the same time. Indeed, it sometimes happens that altogether the N bathers ask for a larger hot water flux than the plumbing system can provide, a feature more likely found in old-style youth hostels than in more upmarket hotels (hence the title). Assume that the total available hot water flux for all bathers together is H while the cold water flux available at each single shower is $C = H$. We denote by $\Phi = \sum_{i=1}^N \phi_i$ the total fraction of asked hot water. If $\Phi > 1$, each agent will only receive ϕ_i/Φ instead of ϕ_i and the total flux of hot water she obtains is smaller than expected.¹ Finally, agent i obtains

$$T_i = \frac{\phi_i}{\phi_i + \Psi(1 - \phi_i)}, \quad (2)$$

where $\Psi = \max(1, \Phi)$. Clearly, $T_i(\phi_i = 0) = 0$ and $T_i(\phi_i = 1) = 1$. When $\Phi \leq 1$, this equation reduces to the no-interaction case $T_i = \phi_i$. Therefore, provided that $\Phi > 1$, the agents interact through the temperature they each obtain, that is, via Φ . Assuming no inter-agent communication, the global quantity Φ is the only means of interaction. Therefore, this model is of mean-field nature. Henceforth, we consider the more involved case of interaction, i.e. $\Phi > 1$.

¹The fraction of cold water in this case is still $1 - \phi_i$, according to the agent's choice, since cold water is assumed to be unrestricted.

3 Tuning one's shower

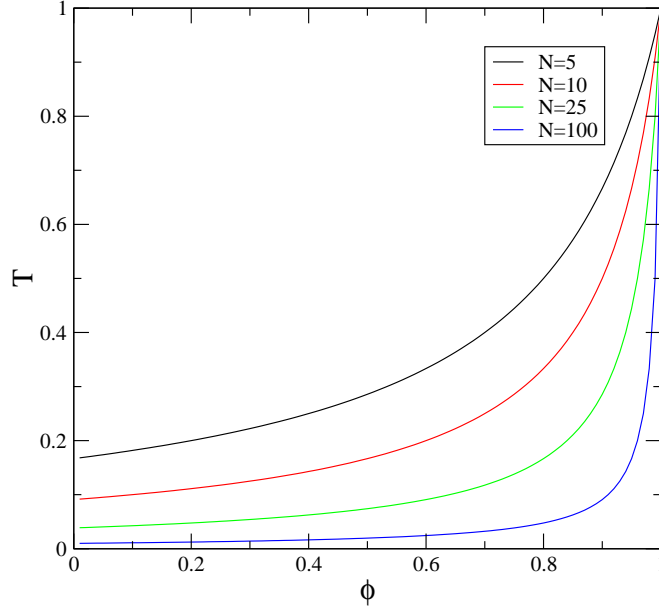


Figure 1: Individual temperature as a function of ϕ in the homogeneous case for increasing N (from top to bottom).

3 Tuning one's shower

3.1 Equilibrium and sensitivity: the homogeneous case

Before setting up the full adaptive agent model, we shall discuss the homogeneous case where $\phi_i = \phi$.

Assuming that all the agents have the same favorite temperature ($\hat{T}_i = \hat{T} \leq 1$), they do not interact if $N \leq 1/\hat{T}$, in which case $\phi = \hat{T}$. If $N > 1/\hat{T}$ the equilibrium is reached when

$$\phi = \phi_{\text{eq}} = 1 - \frac{1}{N} \left(\frac{1}{\hat{T}} - 1 \right). \quad (3)$$

Hence, there is always a ϕ that satisfies everybody (for instance, setting $\hat{T} = 1/2$ leads to $\phi_{\text{eq}} = 1 - 1/N$). In equilibrium each agent actually gets $\phi_{\text{eq}}H/(N \cdot \phi_{\text{eq}}) = C/N$ hot water instead of $\phi_{\text{eq}}H$ and thus a total water flux of $C/N + (1 - \phi_{\text{eq}})C = C/(N\hat{T})$. Hence, indeed the desired temperature \hat{T} is reached for every agent, but the total water flux per agent is quite small for large N .

The sensitivity of T to ϕ , defined as $\chi = \frac{dT}{d\phi} = \frac{N}{[1+N(1-\phi)]^2}$ is an increasing function of ϕ and maximal at $\phi = 1$ (a similar result also holds for $T_i = \frac{\phi_i}{\phi_i + \Phi(1-\phi_i)}$). The

3 Tuning one's shower

problem is that $\chi(\phi_{\text{eq}}) = N\hat{T}^2 \propto N$; therefore, as N increases, tuning ϕ around ϕ_{eq} becomes more and more difficult, suggesting already that the agents might experience difficulties to learn how to tune their shower. Figure 1 illustrates this phenomenon: as N increases, the region in which most of the variation of T occurs shrinks substantially.

This problem is made worse by the fact that, in practice, there is only a finite number S_{max} of ϕ s that can be effectively used by the agents, mostly because of internal tap static friction—the larger the friction, the smaller the number of different achievable ϕ s. Assuming that the resolution in ϕ is $\delta\phi$, or equivalently that $S = 1/(\delta\phi)$ values of ϕ are usable, it becomes impossible to tune one's shower if $|T(\phi_{\text{eq}} \pm \delta\phi) - \hat{T}| \simeq \chi(\phi_{\text{eq}})\delta\phi$ is larger than some acceptable value. As $\chi \propto N$ around ϕ_{eq} , $S \propto N$ is needed; as a consequence, the ideal temperature is not learnable beyond a number of agents, which is for a large part pre-determined by the plumbing system.

3.2 Learning

The question is how to reach ϕ_{eq} . In this model, it is hoped that the agents have a common interest to avoid large fluctuations of T_i around their favorite temperature \hat{T}_i : the Shower Temperature Problem is a repeated coordination game (cf. Crawford and Haller (1990) and Bhaskar (2000)) with many agents and limited information.

The dynamics of the agents are fully determined by their possible tap settings, thereafter called strategies, and by the trust they have in them. Each agent i has S possible strategies $\phi_{i,s}$ with $s = 1, \dots, S$ chosen in $[0, 1]$ before the game begins and kept constant afterwards (how to choose the ϕ s is discussed in the next section). The typical resolution in ϕ is $1/S$; for the same reason, the typical maximal ϕ_i over all the agents is of order $1 - 1/S$. This paper follows the road of inductive behavior advocated by Brian Arthur: to each possible choice $\phi_{i,s}$ agent i attributes a score $U_{i,s}(t)$ (where t denotes the time step of the game), which describes its cumulated payoff at time t . The agents choose probabilistically their $\phi_{i,s}$ according to a logit model $P(\phi_i(t) = \phi_{i,s}) = \exp(\Gamma U_{i,s}(t))/Z$, where Z is a normalization factor and Γ is the rate of reaction to a relative change of $U_{i,s}$.

3 Tuning one's shower

If one were to follow blindly El Farol bar problem and Minority Game literature, one would write

$$U_{i,s}(t+1) = U_{i,s}(t) + \phi_{i,s} \left[\hat{T}_i - T_i(t) \right].$$

When $S > 2$, such payoffs are not suitable any more, as the agents switch between their highest and smallest $\phi_{i,s}$, the intermediate ones being sometimes used only because of fluctuations induced by the stochastic strategy choice. A payoff allowing for a gradual increase of $\phi_{i,s}$ is necessary. Absolute value-based payoffs are fit for this purpose¹: mathematically,

$$U_{i,s}(t+1) = U_{i,s}(t) - \left| \hat{T}_i - T_i(t) \right|.$$

This payoff however does not depend on $\phi_{i,s}$. As a consequence, all the strategies have the same payoff. Therefore, one has to give more information to the agents. An agent that has perfect information about the plumbing system, the temperatures and fluxes of hot and cold water — for instance the plumber that built the whole installation — may know precisely which temperature she would have obtained, had she played $\phi_{i,s'}$ instead of her chosen action $\phi_{i,s_i(t)}$. Such people are probably not very frequent amongst the general population, however. This is why we shall consider an in-between case, where the agents' estimation of $T_{i,s}(t)$ is a linear interpolation between the temperature of the strategy currently in use, i.e. $T_i(t) = T_{i,s_i(t)}$ and its correct virtual value. The payoff is therefore

$$U_{i,s}(t+1) = U_{i,s}(t)(1 - \lambda) - \lambda \left| \hat{T}_i - (1 - \eta)T_i(t) - \eta T_{i,s}(t) \right|, \quad (4)$$

where $\eta \in [0, 1]$ encodes the ability of the agents to infer the influence of $\phi_{i,s}$ on the real temperature and $0 \leq \lambda < 1$ introduces an exponential decay of cumulated payoffs, with typical score memory length $\propto 1/\lambda$. The parameter η is related to the difference between naive and sophisticated agents as defined by (Rustichini 1999). The first kind of agents believe that they are faced with an external process, i.e. that they do not contribute to Φ , whereas sophisticated agents are able to compute $\Phi_{-i} = \Phi - \phi_i$. In this model, perfect sophisticated agents have $\eta = 1$.

¹Quadratic payoffs, albeit mathematically sound, are more problematic for performing numerical simulations.

4 Results

It is natural to measure two collective quantities, the average temperature T obtained by the agents and its average distance from ideal temperature averaged over all the agents, denoted by $\Delta T = T - \hat{T}$; this characterizes the average temperature obtained by the agents, or how far the agents are collectively from their goal. The individual dissatisfaction is the distance from the ideal temperature for a given agent; one therefore measures it with $|\delta T| = \frac{1}{N} \sum_{i=1}^N |T_i - \hat{T}_i|$; it is a measure of the average risk.

All the quantities reported here are measured in the stationary state over 10,000 time steps for $\hat{T} = 0.5$, $\eta = 1$, $\lambda = 0.001$ and if not stated differently $N = 20$, after an equilibration time of $30/(\lambda\Gamma)$. The stationary state does not depend much on λ . On the other hand, the performance of the population is of course improved as η increases and saturates for $\eta > 0.5$. The role of Γ is discussed below.

4.1 Homogeneous population

Since the equilibrium is reached when all the agents tune their shower in exactly the same way, trying first homogenous agents (or equivalently a representative agent) makes sense *a priori*. We shall therefore set $\phi_{i,s} = \phi_s = \frac{s}{S+1}$, $s = 1, \dots, S$ so that the agents avoid using only hot or cold water.

Agents with homogeneous strategies have a peculiar way of converging to their ideal temperature as S increases. Figure 2 displays the oscillations of the reached temperature with decreasing amplitude as a function of S . The asymmetric upward and downward slopes are due to the asymmetry of T around ϕ_{eq} , as seen in Figure 1. Theoretically, this can easily be explained by assuming that all the agents select the same s that gives T as close as possible to \hat{T} . If s was a real number, $\hat{s} = [1 - 1/N(1/\hat{T} - 1)](S + 1)$. The choice of the agents therefore is limited to $[\hat{s}]$ and $[\hat{s}] + 1$ where $[x]$ is the integer part of x (one may need to enforce $[\hat{s}] < S$ when $S < N$). $T([\hat{s}])$ and $T([\hat{s}] + 1)$ are alternatively closest to \hat{T} , therefore this actual optimal temperature T_{th} (whichever $T([\hat{s}])$ or $T([\hat{s}] + 1)$) oscillates around \hat{T} , as seen in Figure 2. The period of the oscillations is N , and their amplitude decreases as $1/S$. As expected, a very large value of Γ replicates

4 Results

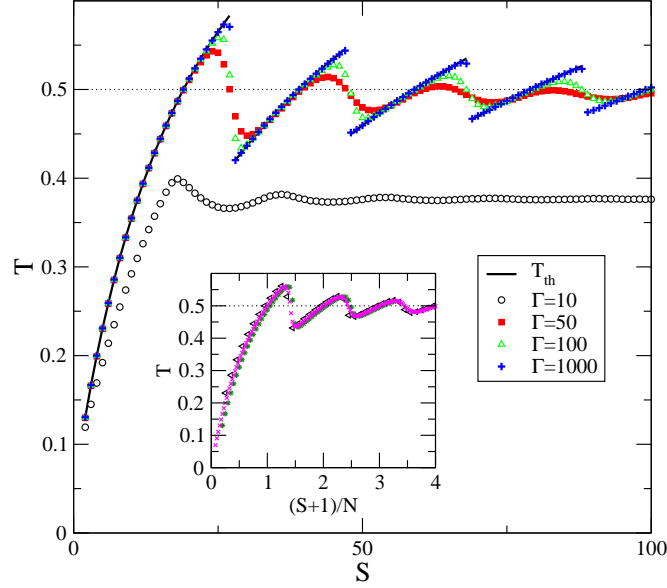


Figure 2: Temperature T reached by homogeneous agents as a function of S for various Γ . Inset: T vs. $(S + 1)/N$, showing the scaling property of T , with $N = 10, 20, 40$ (asterisks, triangles, crosses).

closely the dented nature of the value of T_{th} , in which case all the agents take the same choice even close to the peak of T_{th} . Generally, smaller Γ s (at least to a certain degree) lead to better average temperatures as it allows to play mixed strategies, and thus combine two temperature so as to achieve a collective average result closest to \hat{T} . From that point of view, $\Gamma = 50$ is a better choice than $\Gamma = 1000$. Hence, there exists an optimal global value of Γ , leading to a mixed-strategy equilibrium. This is because taking stochastic decisions is a way to overcome the rigid structure imposed on the strategy space, whose inadequacy is reinforced by the strong non-linearity of $T(\phi)$. A too small Γ is detrimental as it allows for using ϕ further away from ϕ_{eq} ; because of the shape of $T(\phi)$, those with smaller ϕ are more likely to be selected.

The individual dissatisfaction $|\delta T|$ unsurprisingly mirrors $|\Delta T|$ since all the players are identical. Both quantities are the same for large Γ as everybody plays the same fixed strategy. $|\delta T|$ also decreases as $1/S$ (see Figure 5). However, the larger Γ , the smaller $|\delta T|$, as each agent manages to get closer to the optimal choice.

It is easy to obtain analytical insights by solving the stationary state equations

4 Results

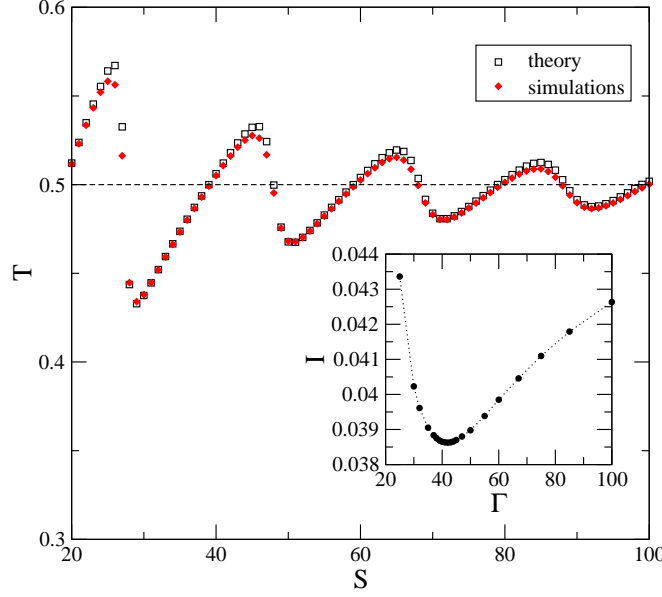


Figure 3: Temperature T reached by homogeneous agents as a function of S for $\Gamma = 100$. Squares: theory, circles: numerical simulations. Inset: average deviation I from \hat{T} versus Γ (same parameters); the dotted lines are for eye guidance only.

for $U_{i,s}$. For the sake of simplicity, assuming that $\eta = 1$ and that only the two ϕ s surrounding ϕ_{eq} , i.e. $[\hat{s}]$ and $[\hat{s}] + 1$, denoted by $-$ and $+$ respectively, are used, one obtains the set of equations (independent from λ and i)

$$U_{i,\pm} = U_{\pm} = -|T_{\pm} - \hat{T}| \quad (5)$$

where

$$T_{i,\pm} = T_{\pm} = \frac{1}{1 + \frac{N_+ \phi_+ + N_- \phi_-}{\phi_{\pm}} (1 - \phi_{\pm})} \quad (6)$$

with $N_{\pm} = N \cdot P(s = \pm)$, where $P(s = +) = \frac{\exp(\Gamma U_{i,+})}{\exp(\Gamma U_{i,+}) + \exp(\Gamma U_{i,-})}$ and $P(s = -) = 1 - P(s = +)$ is a Logit model for the two-strategy case $S = 2$. Figure 3 shows the good agreement between numerical simulations and this simple theory, especially in the convex part of the oscillations, as long as Γ is large enough (about 50) to prevent the use of more than 2 strategies.

Being faced with oscillations is problematic since the agents do not know N a priori and because N may vary with time. In addition, since all the agents select the same ϕ for large Γ , not a single agent is ever likely to reach a temperature close to \hat{T} . The agents do not know whether on average they will overheat

4 Results

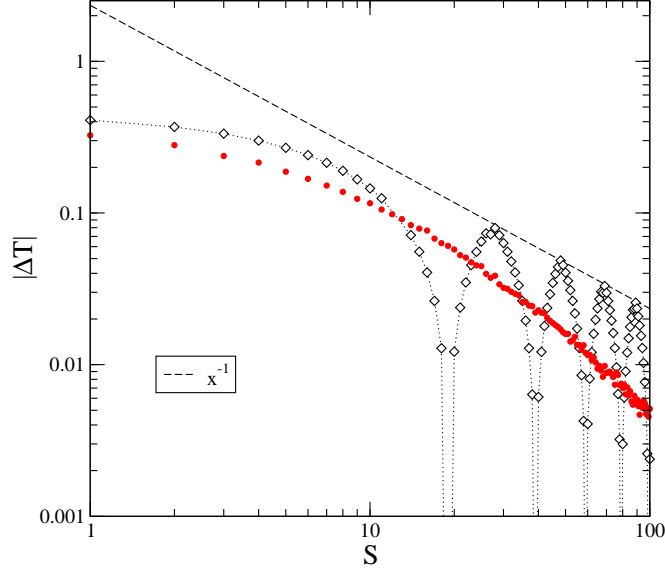


Figure 4: Absolute temperature deviation $|\Delta T|$ reached by homogeneous (squares) and heterogeneous (circles) agents as a function of S for $\Gamma = 100$. Average over 500 samples for heterogeneous agents.

or chill. A way to measure this uncertainty is to measure the average $|\Delta T|$ over S in numerical simulations, for instance with $I = \sum_{S=N}^{5N} |\Delta T| / (4N)$.² The inset of Figure 3 reports that the minimum of I is at $\Gamma \simeq 42$ for the chosen parameters, which shows the existence of an optimal learning rate. Since the individual satisfaction is maximal in the limit $\Gamma \rightarrow \infty$ (see above) there is no minimum of a similar measure for $|\delta T|$.

4.2 Heterogeneous populations

There are many ways for agents to be heterogeneous. One could imagine to vary S , Γ , η , λ or \hat{T} amongst the agents. Here we focus on strategy heterogeneity, i.e. the agents face showers with different tap settings: the strategy space of agent i is no longer $\frac{1}{S+1}, \dots, \frac{S}{S+1}$, but now each agent has an individual strategy space where each strategy $\phi_{i,s}$, $s = 1, \dots, S$, is assigned a random number from the uniform distribution on $[0, 1]$ before the simulation.

²Simulations show that the average temperature is in fact a function of $(S+1)/N$ (cf. Figure 2) (instead of a function of S and N), i.e. Figure 3 would look the same if S was fixed and N varied. Hence we may take the average over S instead of over N .

5 Discussion and conclusions

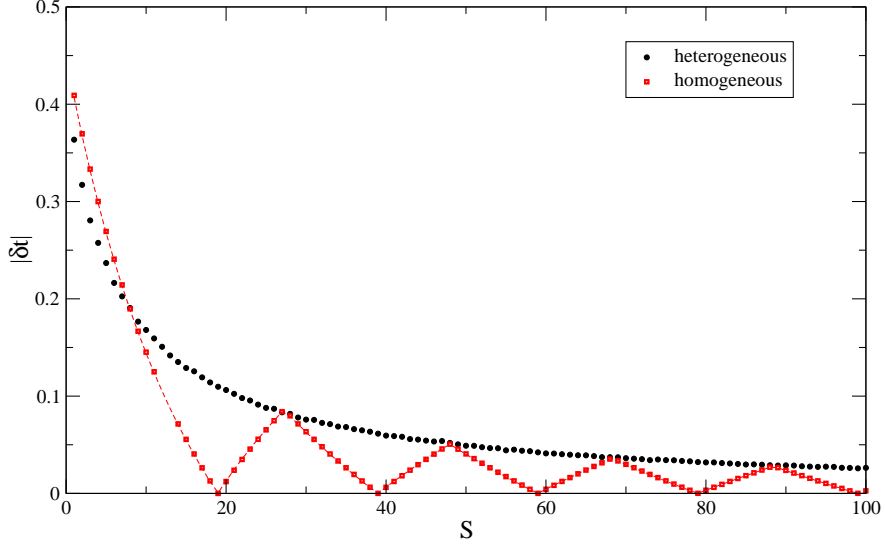


Figure 5: Individual dissatisfaction $|\delta T|$ reached by homogeneous (empty squares) and heterogeneous agents (full circles) as a function of S for $\Gamma = 1000$. Average over 500 samples for heterogeneous agents. Dashed line: theoretical predictions.

Intuitively, the effect of heterogeneity is to break the structural rigidity of the strategy set of a representative agent. Figure 4 reports that $|\Delta T|$ does not oscillate, but converge (from below) faster than S^{-1} to zero. Homogeneous agents might achieve a better average temperature depending on N and S , but on the whole clearly perform collectively worse. In addition, heterogeneous agents expect to have a smaller than ideal temperature, but on average *predictably smaller*, with no strong dependence on S . Thus, the expectation over the temperature of the agents is much improved by heterogeneity.

However, looking at the average absolute individual deviation from \hat{T} reveals that the uncertainty brought by heterogeneity is considerably worse *on average*. Plotting $|\delta T|$ for both types of agents shows that $|\delta T|$ is always smaller for homogeneous agents (Figure 5). This means that if being heterogeneous is more risky. Which agent (or equivalently, shower) performs better depends not only on N , but also on the tuning settings of all the agents.

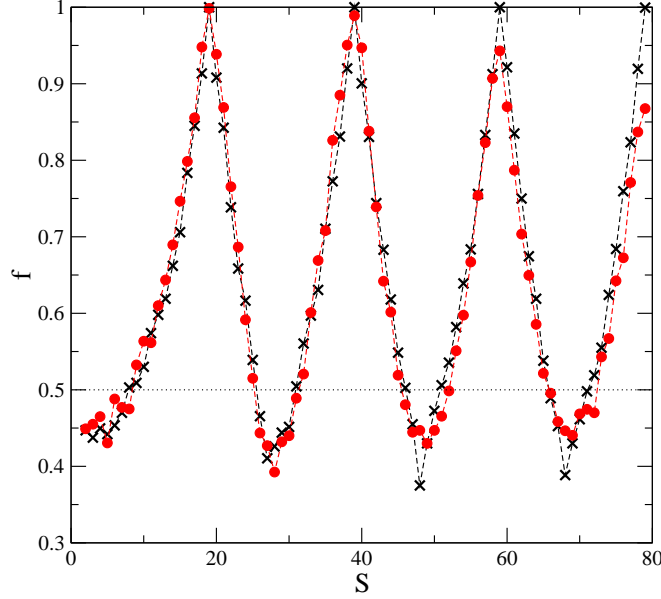


Figure 6: Fraction of the runs for which a single heterogeneous agent is worse off than the other $N - 1$ homogeneous agents; $\Gamma = 1000$ (crosses) and $\Gamma = 30$ (circles). Average over 2000 samples.

5 Discussion and conclusions

Heterogeneity may be tempting as it suppresses the systematic abrupt oscillations experienced by homogeneous populations and is collectively better on average. However, it seems that heterogeneous showers are potentially more risky. In other words, the agents must consider the trade-off between the temptation of an expected better temperature and a potentially larger deviation.

The situation discussed above is only global. Does it pay to be heterogeneous for a single agent? An answer comes from a system consisting of $N - 1$ homogeneous agents as defined above and a single random one with random $\phi_{i,s}$. The fraction f of the runs at fixed S that give a better δT_i to the homogeneous showers is reported in Figure 6; this quantity indicates that the majority of heterogeneous agents are not worse off for about a quarter of the values of S . This finding is not in contradiction with the fact that the average personal dissatisfaction of heterogeneous agents is always larger than that of homogeneous agents: $|\delta T|$ is much influenced by large deviations contributed by a minority of agents because of large temperature sensitivity to small deviations in ϕ . Finally, the advantage

5 Discussion and conclusions

of the homogeneous population increases with Γ , as a large learning rate helps only using one's best strategy.

As a final note, minimizing $|\Delta T|$ is equivalent to solving a number partitioning problem (Garey and Johnson 1979) in which one splits a set of N numbers $a_i > 0$ into two subsets, so that the sums of the numbers in the subsets are as close as possible, which amounts to minimize $C = |\sum_i s_i a_i|$ where $s_i = \pm 1$; it is an NP-complete problem; in other words, the only way to find the absolute minimum of C is to sample all the 2^N configurations. Let us consider an even simpler version of the Shower Temperature Problem that makes more explicit its NP-complete nature. Each agent i is given a_i and plays $\phi_{\text{eq}} + s_i a_i$, $s_i = \pm 1$. Neglecting the self-impact on the resulting temperature and the non-linearity of the temperature response, the analogy between the Shower Temperature Problem and the number partitioning problem is straightforward. Methods borrowed from statistical mechanics show that the average optimal C scales as 2^{-N} , which requires to enumerate the 2^N possible configurations (Mertens 1998). This is much better than what the agents achieve; the reason for this discrepancy is that the agents do not reach a stationary state in $O(\exp N)$ time steps, hence, they cannot sample all the possible configurations. Another reason is that the optimal solution may require some agents to use a strategy that would yield a worse temperature than their optimal choice.

In conclusion, the Shower Temperature Problem shows the subtle trade-offs between a homogeneous population with equally spaced actions and a fully random one. In a system where the agents' action space is not likely to include the optimal equilibrium choice, heterogeneity is a way to solve more robustly, with less systematic deviation this kind of problem, at the expense of a higher risk for individual agents.

References

- Arthur, B. W.: 1994, Inductive reasoning and bounded rationality: the El Farol problem, *Am. Econ. Rev.* **84**, 406–411.
- Bhaskar, V.: 2000, Egalitarianism and efficiency in repeated symmetric games, *Games and Economic Behavior* **32**, 247–262.
- Challet, D., Marsili, M. and Zhang, Y.-C.: 2005, *Minority Games*, Oxford University Press, Oxford.
- Challet, D., Ottino, G. and Marsili, M.: 2004, Shedding light on El Farol, *Physica A* **332**, 469. preprint cond-mat/0306445.
- Challet, D. and Zhang, Y.-C.: 1997, Emergence of cooperation and organization in an evolutionary game, *Physica A* **246**, 407. adap-org/9708006.
- Coolen, A. A. C.: 2005, *The Mathematical Theory of Minority Games*, Oxford University Press, Oxford.
- Crawford, V. P. and Haller, H.: 1990, Learning how to cooperate: Optimal play in repeated coordination games, *Econometrica* **58**, 571–595.
- De Sanctis, L. and Galla, T.: 2006, Adapting to heterogeneous comfort levels, *J. Stat. Mech.* .
- Garey, M. and Johnson, D.: 1979, *Computers and Intractability: A Guide to NP-Completeness Freeman*, Freeman, New-York.
- Kirman, A.: 2006, Heterogeneity in economics, *Journal of Economic Interaction and Coordination* **1**, 89–117.
- Mertens, S.: 1998, Phase transition in the number partitioning problem, *Phys. Rev. Lett.* **81**, 4281.
- Rustichini, A.: 1999, Optimal properties of stimulus response models, *Games and Economic Behavior* **29**.

List of Figures

| | | |
|---|---|----|
| 1 | Individual temperature as a function of ϕ in the homogeneous case for increasing N (from top to bottom). | 4 |
| 2 | Temperature T reached by homogeneous agents as a function of S for various Γ . Inset: T vs. $(S+1)/N$, showing the scaling property of T , with $N = 10, 20, 40$ (asterisks, triangles, crosses). | 8 |
| 3 | Temperature T reached by homogeneous agents as a function of S for $\Gamma = 100$. Squares: theory, circles: numerical simulations. Inset: average deviation I from \hat{T} versus Γ (same parameters); the dotted lines are for eye guidance only. | 9 |
| 4 | Absolute temperature deviation $ \Delta T $ reached by homogeneous (squares) and heterogeneous (circles) agents as a function of S for $\Gamma = 100$. Average over 500 samples for heterogeneous agents. . | 10 |
| 5 | Individual dissatisfaction $ \delta T $ reached by homogeneous (empty squares) and heterogeneous agents (full circles) as a function of S for $\Gamma = 1000$. Average over 500 samples for heterogeneous agents. Dashed line: theoretical predictions. | 11 |
| 6 | Fraction of the runs for which a single heterogeneous agent is worse off than the other $N - 1$ homogeneous agents; $\Gamma = 1000$ (crosses) and $\Gamma = 30$ (circles). Average over 2000 samples. | 12 |