

Meran, Georg; von Hirschhausen, Christian R.

Working Paper

A Modified Yardstick Competition Mechanism

DIW Discussion Papers, No. 559

Provided in Cooperation with:

German Institute for Economic Research (DIW Berlin)

Suggested Citation: Meran, Georg; von Hirschhausen, Christian R. (2006) : A Modified Yardstick Competition Mechanism, DIW Discussion Papers, No. 559, Deutsches Institut für Wirtschaftsforschung (DIW), Berlin

This Version is available at:

<https://hdl.handle.net/10419/18452>

Standard-Nutzungsbedingungen:

Die Dokumente auf EconStor dürfen zu eigenen wissenschaftlichen Zwecken und zum Privatgebrauch gespeichert und kopiert werden.

Sie dürfen die Dokumente nicht für öffentliche oder kommerzielle Zwecke vervielfältigen, öffentlich ausstellen, öffentlich zugänglich machen, vertreiben oder anderweitig nutzen.

Sofern die Verfasser die Dokumente unter Open-Content-Lizenzen (insbesondere CC-Lizenzen) zur Verfügung gestellt haben sollten, gelten abweichend von diesen Nutzungsbedingungen die in der dort genannten Lizenz gewährten Nutzungsrechte.

Terms of use:

Documents in EconStor may be saved and copied for your personal and scholarly purposes.

You are not to copy documents for public or commercial purposes, to exhibit the documents publicly, to make them publicly available on the internet, or to distribute or otherwise use the documents in public.

If the documents have been made available under an Open Content Licence (especially Creative Commons Licences), you may exercise further usage rights as specified in the indicated licence.

Discussion Papers

559

Georg Meran
Christian von Hirschhausen

A Modified Yardstick Competition Mechanism

Berlin, February 2006



DIW Berlin

German Institute
for Economic Research

Opinions expressed in this paper are those of the author and do not necessarily reflect views of the Institute.

IMPRESSUM
© DIW Berlin, 2006
DIW Berlin
German Institute for Economic Research
Königin-Luise-Str. 5
14195 Berlin
Tel. +49 (30) 897 89-0
Fax +49 (30) 897 89-200
www.diw.de

ISSN print edition 1433-0210
ISSN electronic edition 1619-4535

All rights reserved.
Reproduction and distribution
in any form, also in parts,
requires the express written
permission of DIW Berlin.

A Modified Yardstick Competition Mechanism

by

GEORG MERAN*

AND

CHRISTIAN VON HIRSCHHAUSEN

This paper analyzes a modified yardstick competition mechanism (MYC), where the yardstick employed consists of a tariff basket and total costs. This mechanism has a significant information advantage: the regulator "only" needs to observe total costs and output of all firms. The modified yardstick competition mechanism can ensure a socially optimal outcome when allowing for spatial and second degree price discrimination, without increasing the informational requirements. We also introduce regulatory lags in the model. A systematic comparison between the results of traditional yardstick regulation and modified yardstick regulation is carried out. Finally, we discuss the applicability of the mechanism.

Keywords: regulation, yardstick competition, mechanism design, information asymmetry

JEL classification: L51, L11, D40

*Georg Meran is with DIW Berlin, and Berlin University of Technology (e-mail: gmeran@diw.de) and Christian von Hirschhausen is with Dresden University of Technology and DIW Berlin (e-mail: chirschhausen@diw.de). We thank Pio Baake, Astrid Cullmann, and Reimund Schwarze for discussions; the paper has been presented at the 4th Conference on Applied Infrastructure Research (Berlin, October 2005). The usual disclaimer applies.

1 Introduction

The seminal paper by Shleifer (16) "A Theory of Yardstick Competition" has been followed by a large number of theoretical developments, but a relatively modest number of practical applications (in an even more modest number of countries, mainly the UK). The essence of yardstick competition is to deduce from all firms under the regulatory mechanism the regime for a particular firm, where "the price the regulated firm receives depends on the costs of identical firms" (Shleifer, (16), p. 319). The concept has been embraced by the theory of regulation under information asymmetry (for a survey see Chong (4)); but it has also been criticized for discouraging socially optimal investment (e.g. Dalen (6) and Sobel (17)).

In practice, yardstick competition has not become a success story among recent regulatory approaches. England and Wales' water and sewerage sectors are the most often cited examples of real-world applications. But many other studies and sectors have stayed at timid attempts to embrace yardstick competition, only in order to continue without it (examples of electricity in many countries, and public transport sectors). Assuming that information requirements may be one obstacle to the implementation of yardstick competition, we propose a modification of the yardstick competition mechanism introduced by Shleifer (16). Yardstick competition proposed by Shleifer can be interpreted as differentiated cost based price caps. Firms are allowed to charge a two-part tariff where the unit price is capped to average (marginal) costs and the fixed (access) charge¹ is bounded to fixed costs. The main clue which makes this type of cost related regulation viable is the introduction of a "shadow firm" representing the average of all other local monopolists under the regulatory regime. Costs of this virtual firm are calculated by averaging over all variable and fixed costs except those of that firm for which the price caps are determined. This kind of regulation, introducing a virtual competition between otherwise unrelated local monopolists, leads to a socially optimal allocation both with regard to output and to firm's internal cost structure. Even if firms are heterogenous the mechanism can be properly adapted to allow for local idiosyncrasies.

Nevertheless, there remain some problems when the mechanism is put into practice. Most obviously, the mechanism can be exploited strategically

¹Instead of a fixed charge Shleifer considers a transfer from a regulatory authority. Mathematically, this is equivalent.

. This is known in the literature and proposals have been made to overcome this vulnerability. Tangeras (19) introduced a collusion-proof mechanism; and Potters et al.(12) analyzed the effectiveness of various types of yardstick competition systems within an experimental study where participants could collude within a repeated game setting. However, in the following we do not deal with these problems. Instead, we concentrate on other issues associated with the basic yardstick competition model.

The mechanism assumes that the regulatory authority can observe variable costs and fixed costs separately for each firm. This requires precise accounting rules which can exclude the manipulation of accounting. Such rules along with the proper monitoring system might be difficult to put into practice, in particular if monopolists are multiproduct/multiservice firms. The mechanism that we propose can work without this informational requirement. In addition, yardstick competition does not allow for optimal price discrimination. The traditional mechanism supports only an optimal uniform tariff. It is now well known that if we allow for consumer heterogeneity, an optimal non-linear tariff system can be found that sorts consumers optimally. For instance, Goldberg, Leland and Sibley (10) showed that this tariff system implies an optimal deviation from marginal costs for all customer groups except the one with the highest demand.² Yardstick competition excludes optimal deviations from marginal costs by construction.

Our modifications proposed utilize regulation mechanisms introduced in the literature and combine them with the "shadow firm" approach of yardstick competition. Instead of regulating each element of the two-part tariff separately, we impose a tariff basket regulation and link it to yardstick competition. Armstrong and Sappington (1) analyze basket tariff regulation. A reference unit price is set by the regulatory authority and firms are allowed to charge a two-part tariff. The regulation provides that total revenue must not exceed the revenue collected under the reference unit price. The main drawback of this regulation device is that the first best allocation cannot be reached. Nevertheless, this kind of regulation works better than average revenue regulation (see e.g. Armstrong, Cowan and Vickers (2)) within a static model framework. However, both regulation schemes require the authority to have a notion of how to set the reference unit price, i.e. the demand function must be known by the regulatory authority.

²This property of self-selecting tariffs can be found in many advanced microeconomic textbook, see e.g. Gravelle and Rees (11) or Wolfstetter (22).

Our modified yardstick competition scheme takes the tariff basket regulation and inserts, for the quantity weights the average output of all monopolists, except the firm under regulation. Further, it replaces revenue under the reference price regime by average total costs of all monopolists except the one under consideration. We will show that this yields a socially optimal Nash-Cournot equilibrium. In addition to the desirable allocative properties, this modification requires no knowledge about demand or cost functions. The observability of output, prices and total costs of each local monopolist is sufficient to implement the scheme.

Regulatory mechanisms which do not rely on prior beliefs of the regulator are called non-bayesian (Vogelsang (20)). They are verifiable in the sense that they only use observable variables like costs, prices and output. Hence, yardstick competition is a member of this class. The repeated application of regulatory schemes may enhance welfare considerably. Moreover, many dynamic regulatory schemes with fewer informational requirements than their twins in a static context. Many of these dynamic schemes are non-bayesian and rely exclusively on observable data.

On the other hand, some additional strategic problems can emerge. Currier (5) showed that strategic behavior of firms under average-revenue-lagged regulation can lead to the unregulated global profit maximum. Also, more sophisticated mechanisms like the VF-mechanism developed by Vogelsang and Finsinger (21) may be susceptible to strategic behavior of non-myopic firms (see Sappington (13)). This extends also to the well-known incremental surplus subsidy (ISS) mechanism developed by Sappington and Sibley (14). This mechanism is not proof against abuse, i.e. the managerial exploitation for fringe benefits.

The dynamic version of our modified yardstick competition is a hybrid of Shleifer's mechanism and the dynamic subsidy scheme developed by Finsinger and Vogelsang (7). We introduce a one-period lag in the regulatory constraint with regard to the quantity weights of the revenue basket and total costs. We can show that the dynamic version of the modified mechanism approaches the optimal steady state more slowly than the lagged Shleifer yardstick competition. Hence, welfare losses can be identified that must be set off against welfare increases due to optimal price discrimination. In contrast to other mechanisms in the literature, the dynamic version of our modified yardstick competition performs less well than in the static version. We nevertheless wanted to introduce a dynamic lagged version, because we believe that gathering all information and calculating the relevant constraints for all local

monopolists requires time. Specifically, this applies for the case of heterogeneous firms where the basic model has to be supplemented by an econometric analysis to allow for idiosyncrasies.

The remainder of this paper is structured in the following way: the next section develops the basic static model, and compares the information requirements of marginal-cost regulation with those of the one proposed in this paper. We find that the modified yardstick competition (MYC) leads to a socially optimal allocation, a Nash-equilibrium which is symmetric and unique. We are also able to show that the modified yardstick competition mechanism will lead to socially optimal allocation in the case of spatial price discrimination. Section 3 then develops the dynamic version of the model: we introduce a regulatory lag, whereby the (regulated) price p_i depends on the observed cost c_i in the previous period. We distinguish two types of behavior: i) myopic behavior by the regulated companies, and ii) firms with a long-run planning horizon maximizing their present value ("strategic behavior"). Section 4 investigates the welfare properties of both regulation regimes (Yardstick and Modified Yardstick) during the transition period, whereas we confine ourselves to a linear model structure. Section 5 summarizes and provides an outlook on the potential use of the modified yardstick mechanism.

2 The basic static model

The following mathematical structure is based on the one-period model of Shleifer(16). There are n identical local monopolies supplying a local market with goods, e.g. water services. The demand functions of the local markets are given by

$$x(p_i), \quad x'(p_i) < 0, x''(p_i) \leq 0; \quad i \in \{1, 2, \dots, n\} \quad (1)$$

where p_i is the local price of firm i . Note that we have assumed identical demand functions. In the following we utilize the inverse demand function

$$p(x_i), \quad p'(x_i) < 0, p''(x_i) \leq 0, \quad i \in \{1, 2, \dots, n\} \quad (2)$$

The cost function of firm i is

$$K(x_i, c_i) = c_i x_i + R(c_i), \quad i \in \{1, 2, \dots, n\} \quad (3)$$

where c_i are marginal costs that are endogenous, i.e. firms can choose their level. Reducing c_i leads to costs according to the function

$$R(c_i), R_c(c_i) < 0, \quad R_{cc}(c_i) > 0, \quad i \in \{1, 2, \dots, n\} \quad (4)$$

These expenses are fixed costs. Without loss of generality we also assume that $R(c^{max}) = 0$, where c^{max} solves $\min_c[R(c)]$, i.e. the minimum level of fixed costs achievable is zero.

All firms are identical with regard to technology and local production conditions. The optimal allocation and the optimal tariff can be derived from the usual welfare maximization approach:

$$\max_{x_i, c_i} \left[\int_0^{x_i} p(v_i) dv_i - c_i x_i - R(c_i) \right] \quad \forall i \in \{1, 2, \dots, n\} \quad (5)$$

The first order conditions that determine the optimal values $\{x^*, c^*\}$ are:

$$p(x_i) = c_i, \quad -x_i - R_c(c_i) = 0 \quad (6)$$

To assure that (6) characterizes a global maximum we assume that the welfare function is concave, i.e.

$$p'(x_i) < 0, \quad R_{cc}(c_i) > 0, \quad -p'(x_i) > 1/R_{cc}(c_i), \quad \forall x_i, c_i \quad (7)$$

Additionally, we assume an interior solution which requires that

$$-R_c(0) > x^{max}, \quad \text{where } p(x^{max}) = 0; \quad (8)$$

$$p(0) > \hat{c}(0) \quad (9)$$

where $\hat{c}(x_i)$ solves the first order condition $-x_i - R_c(c) = 0$. Figure 1 collects all these assumptions (which also underly the model of Shleifer) and indicates the optimal allocation $\{x_i^*, c_i^*\}$ as well as the optimal tariff $\{p_i^*, \pi_i^*\}$.

To verify that the hatched area under $\hat{c}(x)$ is equal to π_i^* recall that the price p_i^* is equal to \hat{c} . Hence, fixed costs must be covered by the access fee $\pi_i^* = R(c^*)$. From $-x - F_c(c) = 0$ we can calculate the inverse of $\hat{c}(x_i)$ to which we refer as $\hat{x}(c_i)$. Utilizing the first order condition with respect to c yields (subscript i omitted):

$$\int_{c^*}^{c^{max}} \hat{x}(v) dv = - \int_{c^*}^{c^{max}} R_c(u) dv = R(c^*) - R(c^{max}) = R(c^*) \quad (10)$$

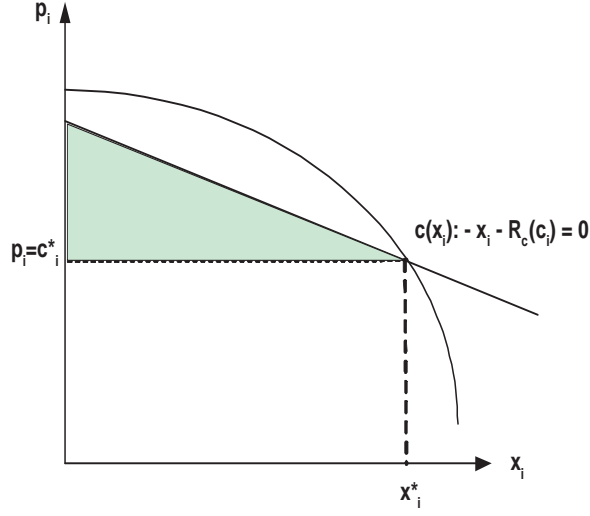


Figure 1: The optimal solution

In his seminal article Shleifer (16) showed that separate price caps for the unit price p_i and the access fee π_i according to

$$p_i = \frac{1}{n-1} \sum_{j \neq i} c_j, \quad \text{and} \quad \pi_i = \frac{1}{n-1} \sum_{j \neq i} R(c_j) \quad \forall i \in \{1, 2, \dots, n\} \quad (11)$$

lead to a first best outcome that is the result of maximizing the social welfare function in each location.³

Establishing this kind of yardstick competition requires that the regulation authority observes all prices and all costs separated according to unit costs and (common) fixed costs. The information set I^{YC} necessary to enforce the mechanism is

$$I^{YC} = \{p_i, \pi_i, c_i, R(c_i), \forall i \in \{1, 2, \dots, n\}\} \quad (12)$$

Note that the regulator only needs to know ex post values and no functional relationships like demand or cost functions. Regulation mechanisms of this

³Shleifer derives second - best prices under a linear tariff system as well. In this case optimal unit prices equal total average costs. Yardstick competition supports this outcome.

kind are called non-Bayesian because no *a priori* knowledge on the part of the regulator is needed.⁴

However, the regulator is required to understand how variable and fixed costs are calculated and must secure that cost information is correct, i.e. separated according to these rules. This problem can be aggravated if firms serve different customers and are allowed to discriminate prices (third degree price discrimination). Take the water sector as an example. Usually, local drinking water supply and the sewerage system is based on a spatial distribution system. To guarantee optimal conveyance investments spatial price discrimination should be allowed.⁵ If the local private drinking water provider or a privately run sanitation system discriminates user services in terms of distribution costs, the regulatory authority needs to know the exact cost structure in terms of spatial location of each user group. This increases the information requirements considerably.

Beyond the information problems of spatial price discrimination the problem of regulating non-linear tariffs remains within the regulation scheme (11). If the regulation authority would allow second degree price discrimination in the presence of heterogenous customers, the yardstick mechanism (11) cannot be implemented because marginal prices should not be restricted to marginal costs.⁶

In the following we extend the modified yardstick competition mechanism to spatial and second degree price discrimination without increasing the informational requirements on the part of the regulatory authority.

We again start with the basic model introduced by Shleifer. Let us define average total costs

$$\bar{K}_{-i} = \frac{1}{n-1} \sum_{j \neq i} K(x_j, c_j) = \frac{1}{n-1} \sum_{j \neq i} [c_j x_j + R(c_j)], \quad \forall i \in \{1, 2, \dots, n\} \quad (13)$$

⁴For a recent overview of different regulation mechanisms see Armstrong and Sappington (1).

⁵Chakravorty, Hochman and Zilberman (3) showed that spatially uniform prices lead to suboptimal investments.

⁶Optimal second degree price discrimination leads to optimal deviations of marginal prices from marginal costs except for the user group with the highest demand, see Goldman, Leland and Sibley (10).

and average output of all firms except firm i

$$\bar{x}_{-i} = \frac{1}{n-1} \sum_{j \neq i} x_j, \quad \forall i \in \{1, 2, \dots, n\} \quad (14)$$

To calculate these values and to impose the regulation mechanism the regulatory authority must be able to observe the *ex post* values of total costs, quantities of services sold and, of course, the tariff of each firm. The set of necessary information is called I^{MYC} and it contains

$$I^{MYC} = \{p_i, \pi_i, x_i, K_i, \forall i \in \{1, 2, \dots, n\}\} \quad (15)$$

The regulation constraint that triggers the competition process is

$$p_i \bar{x}_{-i} + \pi_i \leq \bar{K}_{-i}, \quad \forall i \in \{1, 2, \dots, n\} \quad (16)$$

The calculated revenue of firm i must not exceed its calculated costs. Notice that firm i cannot manipulate these values. In contrast to the mechanism proposed by Shleifer, firms under the MYC-mechanism have two degrees of freedom when choosing p_i, π_i, c_i under the regulation constraint (16). The maximization program of firm i is

$$\max_{x_i, \pi_i, c_i} [p(x_i)x_i + \pi_i - c_i x_i - R(c_i)], \quad \text{s.t.} \quad (16) \quad (17)$$

Note that we choose the price p_i indirectly by choosing x_i . Assuming an interior solution of (17) we can calculate from the first order conditions⁷:

$$[p(x_i) - c_i] + p'(x_i)(x_i - \bar{x}_{-i}) = 0 \quad (18)$$

and

$$-x_i - R_c(c_i) = 0 \quad (19)$$

The second condition determines the efficient amount of cost reducing investment conditional on services supplied. The first condition indicates a Cournot monopolist trying to equate marginal revenue to marginal costs under a regulatory constraint.

The properties of the MYC-mechanism can be summarized as follows.

⁷Sufficient conditions for a global maximum are specified in the appendix (proof to proposition 1).

proposition 1 *The modified yardstick competition MYC leads to a social optimal allocation, i.e. the Nash equilibrium $\{p^{MYC}, c^{MYC}\}$ is equal to $\{p^*, c^*\}$, where $\{p^*, c^*\}$ solves program (5). The access fee is equal to fixed costs $R(c^*)$ and, as a result, profits are zero. The Nash equilibrium is symmetric and unique.*

Proof: see appendix

These properties can also be extended to the case of third degree price discrimination when a local monopolist i sets spatially differentiated prices. Suppose there are m different consumer groups, and for serving them the firm i has different variable unit costs $c_{ik}, \forall k \in \{1, 2, \dots, m\}$. The monopolist i maximizes profits

$$\max_{p_{ik}, \pi_{ik}, c_{ik}} [p_{ik}x_k(p_{ik}) + \pi_{ik} - c_{ik}x_{ik} - R(c_{i1}, c_{i2}, \dots, c_{im})] \quad (20)$$

where $R(\cdot)$ is a convex cost function of cost reducing investments. The regulatory constraint extends to

$$\bar{K}_{-i} = \frac{1}{n-1} \sum_{j \neq i} K(x_j, c_{j1}, c_{j2}, \dots, c_{jm}) = \frac{1}{n-1} \sum_{j \neq i} [\sum_k c_{jk}x_{jk} + R(\cdot)], \quad (21)$$

and average output to consumer group k of all firms except firm i is

$$\bar{x}_{-ik} = \frac{1}{n-1} \sum_{j \neq i} x_{jk}, \quad \forall i \in \{1, 2, \dots, n\} \quad (22)$$

The yardstick competition is established by introducing the regulatory constraint

$$\sum_k [p_{ik}\bar{x}_{-ik} + \pi_{ik}] \leq \bar{K}_{-i}, \quad \forall i \in \{1, 2, \dots, n\} \quad (23)$$

This constraint is a straightforward extension of (16) for the case of spatial price discrimination. Since it is a similarly straightforward exercise to derive the Nash equilibrium from the first order condition, we confine ourselves to summarizing the main results.

corollary 1 *The extended yardstick competition mechanism for spatial price discrimination leads to a socially optimal allocation. The necessary information set of the regulatory authority requires the observability of total costs, all prices and all service units delivered to m consumer groups.*

Proof: similar to the proof of proposition (1) and, hence, omitted.

Second degree price discrimination requires a non-linear expenditure function that depends on the quantity sold to each consumer. The construction of such a tariff system selecting consumers according to demand relevant characteristics is well documented in the literature.⁸ It can be derived for a profit maximizing monopolist as well as for a social surplus maximizing firm. It is known that the optimal expense function is such that marginal expenses, i.e. unit prices, are above marginal costs except for the consumer group with the highest demand. But this property cannot be achieved under yardstick competition YC (see (11)) due to the restriction that unit prices equal marginal costs.

The modified yardstick competition allows for second degree price discrimination without more information on the part of the regulator. The information set is identical to the case of spatial price discrimination. The regulator needs to observe the tariff system, the service output sold to the different consumer groups and total costs of each firm.

In the following we show how to establish yardstick competition within a simple model for two consumer groups.⁹ Two types of consumers exist, "low" and "high" consumers. To assure that the optimal tariff system implies a sorting solution we assume (single crossing property).

$$x_l(p) < x_h(p), \quad \forall x \quad (24)$$

where the subscripts l and h stand for "low" and "high", respectively. Customers maximize consumer surplus

$$S_i(p_i, \pi_i) = \int_{p_i}^{\bar{p}_i} p_i(v_i) dv_i - \pi_i, \quad i = \{l, h\} \quad (25)$$

where \bar{p}_i is defined implicitly by $x_i(\bar{p}_i) = 0$ and p_i, π_i is part of a sorting two-part tariff system

$$TPS = \{p_i, \pi_i, i = l, h\} \quad (26)$$

Note that this system is different to the more general one that defines non-linear expenditure functions. In our case of two groups of customers this

⁸See Goldman, M., Leland, H. and S. Sibley (10).

⁹This goes without loss of generality. The same results apply for the case of more than two groups or continuous characteristics of consumers. In that case, one has to add additional incentive compatibility constraints. For further details see Wolfstetter (22) p. 27 ff.

would amount to the task of finding a sorting and optimal menu of price-quantity combinations $M = \{T_i, x_i, i = l, h\}$ where T_i are total expenses for x_i . T_i depends on x_i (non-linear expense function). It is known that M is more efficient than the menu of sorting two-part tariffs, i.e. leads to a higher aggregate consumer surplus.¹⁰ However, M cannot be implemented by the modified yardstick competition system. A regulatory constraint that directly restricts total revenue, i.e. $T_{i1} + T_{i2} \leq \bar{K}_{-i}$, cannot implement the first best allocation $\{x^*, c^*\}$. To implement M , the firm's revenue has to be expressed as a linear combination of prices and quantities (see (31)). This specification requires that the regulator knows the (inverse) demand functions of the two consumer types. Prices p_i are the first derivative of the nonlinear expense function $T(x_i)$. The first derivatives of $T(x)$ at x_l and x_h are $p_l(x_l)$ and $p_h(x_h)$, respectively. The calculation of this values requires the regulatory authority to know the (inverse) demand functions of both consumer groups l and h . Hence, given the information set I^{MYC} the regulatory authority can only implement yardstick competition by the two-part tariff system TPS .

It remains to introduce the constraints for price discrimination. The incentive compatibility constraints are

$$S_l(p_l, \pi_l) - S_l(p_h, \pi_h) \geq 0 \quad (27)$$

$$S_h(p_h, \pi_h) - S_h(p_l, \pi_l) \geq 0 \quad (28)$$

The necessary participation constraints are:

$$S_l(p_l, \pi_l) \geq S_l(0, 0) = 0 \quad (29)$$

$$S_h(p_h, \pi_h) \geq S_h(0, 0) = 0 \quad (30)$$

From (27) and (28) follows that $S_2(p_2, \pi_2) > 0$.¹¹

The suitable MCY for second degree price discrimination is

$$[p_l \bar{x}_{-il} + \pi_l] + [p_h \bar{x}_{-ih} + \pi_h] \leq \bar{K}_{-i}, \quad \forall i \in \{1, 2, \dots, n\} \quad (31)$$

The local monopolist maximizes profits subject to the incentive compatibility constraints, the participation constraint and the MYC-constraint.

corollary 2 *The MYC for second degree price discrimination secures the social optimal allocation as Nash-equilibrium.*

Proof: see appendix.

¹⁰See Wolfstetter (22), p. 33.

¹¹Since this is a well-known property, a proof is omitted. See e.g. Wolfstetter (22).

Second degree price discrimination is optimal if the monopolist is regulated according to modified yardstick competition. We have shown that profit maximizing under the MYC-mechanism leads to an optimal allocation. Allowing for second degree price discrimination implies some further constraints and some additional variables into the relevant two optimization programs (5) and (17), yet without eliminating the basic equivalence of both programs.

3 Yardstick competition under regulatory lags

Both yardstick competition mechanisms were introduced within a static model where the final allocation is immediately reached as a Nash-equilibrium. However, one has to bear in mind that the competition forces do not unfold within a market process but as a result of the interference of a regulatory body. This virtual competition is organized and institutionalized and requires a variety of efforts by the regulator, e.g. the gathering of information, the calculation of costs, the econometric analysis in the case of heterogenous firms, and the monitoring of firms. These activities require time and, hence, may lead to regulatory lags. Thus, it is interesting to introduce regulation lags and to study how these affect the properties of the two mechanisms (YC and MYC).

First, suppose that the yardstick competition mechanism of Shleifer is lagged such that price caps today are derived from average marginal costs of the last period. This can be formally expressed by

$$p_i^t = \frac{1}{n-1} \sum_{j \neq i} c_j^{t-1}, \quad i \in \{1, 2, \dots, n\} \quad (32)$$

We also assume that access fees are capped by average fixed costs of the last period, i.e.

$$\pi_i^t = \frac{1}{n-1} \sum_{j \neq i} F(c_j^{t-1}), \quad i \in \{1, 2, \dots, n\} \quad (33)$$

Similarly, we can introduce the lag-structure into the modified yardstick competition.

$$\begin{aligned}\bar{K}_{-i}^{t-1} &= \frac{1}{n-1} \sum_{j \neq i} K(x_j^{t-1}, c_j^{t-1}) \\ &= \frac{1}{n-1} \sum_{j \neq i} [c_j^{t-1} x_j^{t-1} + R(c_j^{t-1})], \quad \forall i \in \{1, 2, \dots, n\}\end{aligned}\tag{34}$$

and into the average output

$$\bar{x}_{-i}^{t-1} = \frac{1}{n-1} \sum_{j \neq i} x_j^{t-1}, \quad \forall i \in \{1, 2, \dots, n\}\tag{35}$$

The respective regulation constraint¹² is

$$p_i^t \bar{x}_{-i}^{t-1} + \pi_i^t \leq \bar{K}_{-i}^{t-1}, \quad \forall i \in \{1, 2, \dots, n\}\tag{36}$$

The main question to be answered is how firms behave in the presence of these two regulatory lags. Two cases can be distinguished: Myopic firms maximizing current profits, and firms with a long run planning horizon maximizing their present value. In the latter case, the dynamic nature of the problem needs the introduction of dynamic game theory.

However, we first want to analyze the dynamic properties of the two mechanisms when firms are myopic. Later, we will show that the sequence of Nash-equilibria of one period games played by myopic firms is subgame perfect within a repeated game.

If yardstick competition according to (32) and (33) is applied, firm i will maximize profits for all periods t i.e.

$$\max_{c_i^t} [p_i^t x(p_i^t) + \pi_i^t - c_i^t x_i(p_i^t) - R(c_i^t)], \quad \forall i \in \{1, 2, \dots, n\}, \quad \forall t \in [1, 2, \dots, \infty)\tag{37}$$

The sequence of symmetric Nash-equilibrium is characterized by

$$p^{t,YC} = c^{t-1,YC} \quad \text{and} \quad -x(p^{t,YC}) - F_c(c^{t,YC}) = 0, \quad \forall t \in [1, 2, \dots, \infty)\tag{38}$$

which leads to the non-linear difference equation

$$-x(c^{t-1,YC}) - F_c(c^{t,YC}) = 0\tag{39}$$

Utilizing this difference equation we can state the following result:

¹²This constraint resembles the Vogelsang-Finsinger subsidy. Instead of an access fee, F-V consider a subsidy and instead of the average total costs, the firm's own total costs are inserted. For a concise summary refer to Armstrong and Sappington (1).

proposition 2 *The Yardstick Competition process $YC \{p_t^{YC}, c_t^{YC}\}$ converges to the socially optimal solution $\{p^*, c^*\}$ as unique steady state.*

Proof. see appendix

The result is not surprising if one recalls the assumption made to guarantee the existence of a unique optimal solution summarized graphically in Figure 1. However, it also shows that it requires a certain amount of time to reach the optimal solution. Hence, if one compares the properties of the two competition mechanisms one has to take into account the dynamic adjustment process as a further criterion of assessment.

Strictly speaking, the dynamic process is only defined for adjustments guaranteeing non-negative profits in each period. For instance, if the regulation device is introduced into a market without regulation, where all firms hold local monopoly power, then profits are positive until the process reaches the steady state. Hence, the regulation process is economically viable. But assume that yardstick competition has been introduced and the optimal solution is reached. If demand shrinks for some reasons an adjustment process begins towards the respective steady state. During this process profits are negative in each period. Since in the steady state firms end up with zero profit, there is no opportunity to cover these losses later. As a result, all firms would leave the market.¹³

In the following we do not want to elaborate on the optimal profit allowances in the face of uncertain demand but stick to the basic model. Hence, we analyze the adjustment process of *MYC* that is introduced in an unregulated market.¹⁴

The dynamic properties of the modified yardstick competition follow from the behavior of firms maximizing their profits (37) under the regulatory constraint (36). The sequence of Nash-Cournot-equilibria are characterized by

¹³This problem is a disadvantage of dynamic regulation schemes with lagged adjustments, see Armstrong and Sappington (1). There have been some proposals to alleviate or to eliminate this problem. The remedy is to introduce a cost-plus scheme, i.e. to allow profits in the steady state. In turn, these additions lead to an opportunity to exploit the regulation mechanism strategically (see (1)). However, in the case of yardstick competition this disadvantage cannot occur since the profit constraint of firm i does not depend on K_i .

¹⁴One can also assume that the starting point of the *MYC*-process is characterized by a cost-plus-regulated monopolist. The crucial point is that the allocation of these monopolies is closer to the Cournot-solution than firms within a *MYC*-scheme.

the first-order conditions¹⁵

$$[p(x^{t,MYC}) - \hat{c}(x^{t,MYC})] + p'(x^{t,MYC})(x^{t,MYC} - x^{t-1,MYC}) = 0 \quad (40)$$

where \hat{c} is defined by the first order condition

$$-x^{t,MYC} - F_c(\hat{c}) = 0 \quad (41)$$

The dynamic process of the *MYC*-mechanism takes place through the non-linear difference equation (40). It can be shown that the steady state is optimal and asymptotically stable.

proposition 3 *The Modified Yardstick Competition process $MYC \{p_t^{MYC}, c_t^{MYC}\}$ converges to the socially optimal solution $\{p^*, c^*\}$ as unique steady state.*

Proof: see appendix

Introducing a regulatory lag leads to a dynamic structure of the regulation process. As a result, the strategic behavior of firms has to be taken into account. In our model, we have to analyze the nature of subgame perfect equilibria. These equilibria are the result of strategy formation of non-myopic firms.¹⁶ Firms take into account how their decisions in period t affect the Nash-Cournot-equilibrium in period $t + 1$, and so forth. As a result, the sequence of one-period strategies of myopic firms is not the same as the sequence of subgame perfect strategies. However, in the regulatory framework of Yardstick Competition both sequences coincide.

proposition 4 *The sequence of Nash-Cournot-equilibria that results from the profit maximizing behavior of myopic firms is also subgame perfect, i.e. is a closed loop equilibrium of the multi-stage game.*

Proof: see appendix.

Firms cannot gain from looking ahead. The tariff choice in period t cannot affect the strategy equilibrium in period $t + 1$ since the regulatory constraint (36) for period $t + 1$ does not depend on these instruments. The regulatory constraint of period $t + 1$ does only depend on the choice of the other $n - 1$

¹⁵Note that we have solved the problem by maximizing with respect to x^t, c^t, π^t . The corresponding price p^t follows from the inverse demand function.

¹⁶In fact, the concept of subgame perfectness was introduced by Selten (15) within a traditional oligopoly model. The dynamic structure was the result of demand slackness.

firms. Hence, the yardstick competition mechanism is not vulnerable against strategic behavior.

As we know from repeated games of infinite length other subgame perfect equilibria do exist¹⁷. Notice however, that the yardstick competition mechanism is not captured by the model structure of repeated games due to the dependence of payoffs in period t on actions taken in period $t - 1$. To answer the question whether a trigger strategy exists within the YC- and the MYC-mecanism entails comparing the present value of profits under tacit collusion of all firms with the extra profits in the case of defection in period t and the present value of the following decreasing profits from $t + 1$ until the steady state is reached. The main difference to the analysis of repeated games is that both equilibrium strategies cannot keep profits constant. In the steady state profits are zero.¹⁸

4 A linear model

So far, the analysis has shown that both competition mechanisms lead firms into a efficient steady state as a unique equilibrium. It remains to investigate the welfare properties of both regulation systems during the transition period.

The comparison of both systems along the transition path depends on the functional forms and on parameter values of the relevant difference equations. We confine the following analysis to a linear model structure, which allows us to keep the formal structure simple.

To begin with, we introduce the linear inverse demand function

$$p(x) = B - bx; \quad p'(x) = -b \quad (42)$$

Accordingly, optimal marginal costs can be generated by

$$R_c(c) = -A + ac, \quad c \in [0, A/a] \quad (43)$$

To guarantee the existence of a unique interior social optimum we have to recall conditions (7) and (8):

$$-p(x) > 1/R_{cc}(c) \rightarrow b > 1/a \quad \text{and} \quad p(0) > \hat{c}(0) \rightarrow B > A/a \quad (44)$$

¹⁷See Fudenberg and Tirole (8). It is known that trigger strategies can sustain cooperative solutions (Folk theorem).

¹⁸This is an important aspect that merits further research.

where \hat{c} is defined in (19).

When inserting these functions into the difference equation (39) and recalling the lag structure of the regulatory mechanism, i.e. $p^{t,YC} = c^{t-1,YC}$ one can then derive the following linear difference equation

$$p^{t,YC} = \frac{A - B/b}{a} + \frac{1}{ba}p^{t-1,YC} \quad (45)$$

Similarly, one can calculate the respective linear difference equation for the Modified Yardstick Competition. When inserting the functional forms (42) and (43) into (40) we obtain

$$p^{t,MYC} = \frac{Ab - B}{2ba - 1} + \frac{ba}{2ba - 1}p^{t-1,MYC} \quad (46)$$

To compare the two difference equations we depict the dynamic structure in a phase diagram (see Figure 2):

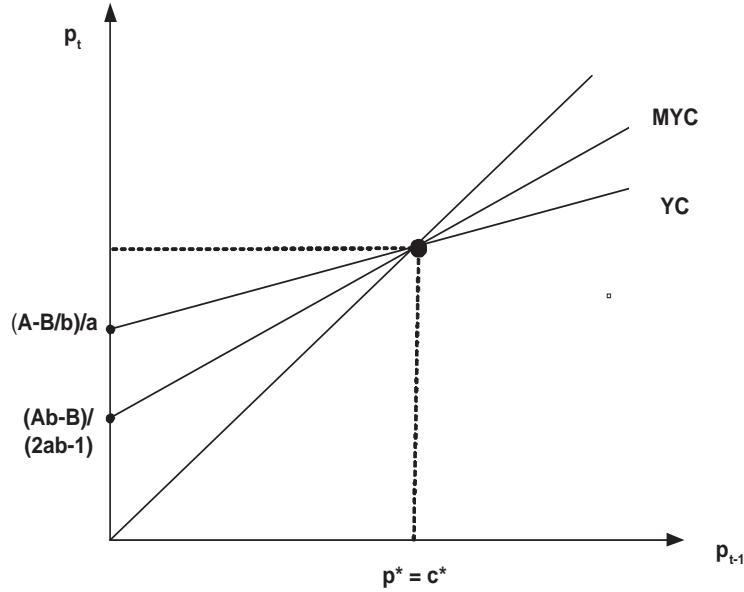


Figure 2: Comparing price trajectories

From the picture we can derive that the price of the YC-mechanism converges quicker to the optimal steady state than the price of the modified

yardstick mechanism. Notice that this applies to all admissible parameter values sustaining an interior optimal solution.

proposition 5 *The price path of YC is lower than that of MYC, .i.e. $p^{t,YC} < p^{t,MYC}, \forall t$.*

Proof: see appendix.

The speed of price adjustment is an indicator of the welfare properties of both regulatory mechanisms. Obviously the YC-mechanism is superior to the MYC-mechanism in terms of welfare. This can be explained with the help of Figure 3.

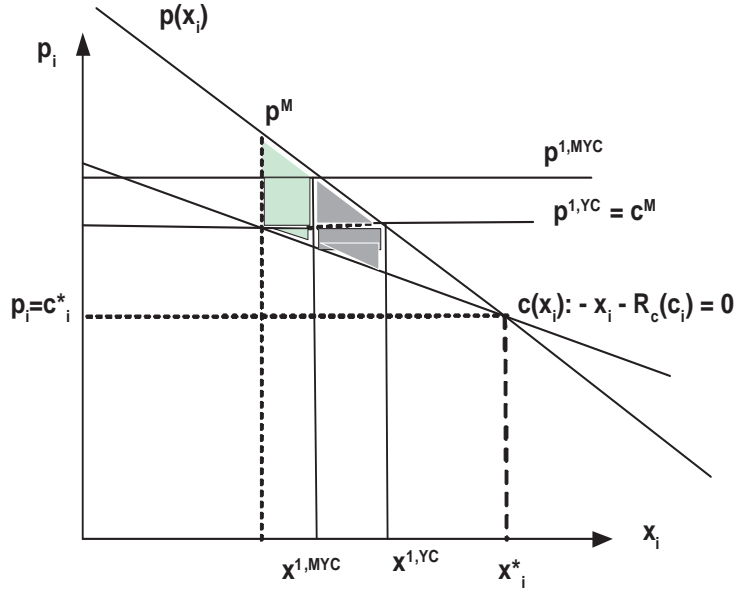


Figure 3: Welfare effects

Let us start from the unregulated Cournot solution¹⁹ $\{p^M, c^M\}$. If the two mechanisms are implemented, prices in period 1 decrease to c^M in the case of the YC-mechanism and to $p^{MYC,1}$ for the modified yardstick competition. Note that $p^{MYC,1} > c^M$ ²⁰. From (39) we know how marginal costs are

¹⁹In the following we neglect the Index i .

²⁰This follows from the comparison of the relevant difference equations (see Figure 2). At the outset the price is the unregulated Cournot price p^M . In the first period $p^{1,YC}$ is equal to c^M by definition. From Figure 2 we see that $p^{MYC,1} > c^M$.

adjusted to the output offered within the YC-mechanism. From (41) we can calculate the optimal marginal costs for firms under the MYC-mechanism. If we plot prices, output and marginal costs for both mechanisms in the picture we can identify total surplus for both regulatory systems: total surplus gain after period 1 induced by the MYC-mechanism is indicated by the light gray area. Total surplus realized by Shleifer's mechanism is the sum of both, the light and the dark gray area. Yardstick competition as proposed by Shleifer realizes welfare gains more quickly than the MYC-mechanism.

However, to reach a final assessment of both mechanisms one has to compare these welfare effects during the transition periods with total welfare reached in the steady state. For instance, if a regulatory authority introduces the MYC-mechanism instead of yardstick competition as introduced by Shleifer to allow for second degree price discrimination it must take into account the slower increase of total welfare and balance these losses to future welfare gains due to a discriminatory tariff structure.

5 Summary and Outlook

In this paper we have introduced a modified yardstick competition mechanism which allows for price discrimination. In a static model we have shown that the MYC-mechanism replicates the social optimum as a Nash-equilibrium. In addition, the mechanism is based on an information set that seems to be more accessible for the regulatory authority than that of the YC-mechanism. Specifically, the regulatory authority does not need to separate total costs into fixed (capital) costs and variable costs. If the local monopolies are multiproduct firms the regulatory agency does not need to know the true allocation of costs to customer groups. The knowledge of total costs and output sold to customers is sufficient to implement the mechanism. Firms are not required to link prices to variable costs. Price discrimination is possible and, hence, leads to increased total welfare.

If one takes regulatory lags into account, then it turns out that the MYC-mechanism is approaching the optimal steady state slower than yardstick competition as introduced by Shleifer. As a result, a total assessment of both systems has to take into account the welfare effects during the transition path with total welfare in the steady state.

It remains to discuss how the MYC-mechanism can be implemented when

firms are heterogenous. Shleifer has proposed a "reduced-form" regulation.²¹ In the case of yardstick competition the regulatory authority runs a regression of variable costs c against observable exogenous characteristics, say θ . The main clue of the regression is that it only includes the variables of all j firms except i if the price caps for firm i are calculated.

When we introduce the MYC-mechanism, the "reduced-form" approach of Shleifer has to be modified as follows: first, regressions must be run between total costs and the observable characteristics. Again, total costs for firm i allowing for local characteristics are calculated without utilizing the total costs of "i" reported to the regulatory authority. Total costs acknowledged for firm i are $\hat{K}_i = \hat{\alpha} + \hat{\beta}\theta_i$ where $\hat{\alpha}, \hat{\beta}$ are estimated parameters of the reduced form.²² Secondly, regressions between output and the characteristics have to be run. Again, the relevant output in the regulatory constraint (16) is determined by the predictor $\hat{x}_i = \hat{\delta} + \hat{\gamma}\theta_i$, where $\hat{\delta}, \hat{\gamma}$ are the respective estimates. Of course, this approach can also be extended to the case of multiproduct firms either under second degree or third degree price discrimination. We have to add regression equations which refer to the output of each consumer group.

The modified yardstick mechanism (MYC) has the clear advantage of reduced information requirements, and thus a potential improvement over the current applications. Further research should address the comparison with traditional yardstick competition in more depth, specifically with regard to investment behavior and tacit collusion, as well as technical issues of implementation.

6 Appendix

6.1 Proof of Proposition 1

We first show that the optimal solution $\{x^*, c^*\}$ is a symmetric Nash-Cournot-equilibrium. Recall the first order conditions (18) and (19) and insert $\{x_i^{MYC} = x^*, c_i^{MYC} = c^*, \forall i\}$. Notice thereby, $\bar{x}_{-i} = x^*$. This yields the first order conditions for a social optimum (6). Hence, $\{x^*, c^*\}$ is a Nash-Cournot-equilibrium. Since an interior optimal solution exists per assumption, a symmetric Nash-Cournot-

²¹See Shleifer (16) p. 324.

²²We restrict our discussion to the case where a linear specification are sufficiently good predictors.

equilibrium exists as well. The uniqueness of the optimal solution implies also that only one symmetric Nash-Cournot-equilibrium exists. Since the prices p_i^* equal constant marginal costs c_i^* , it follows from (31) that the access fee π_i covers the fixed costs $F(c_i^*)$ and that profits are zero.

It remains to show that no asymmetric Nash-Cournot-equilibrium exists. To do so, we first have to assure that the first order conditions (18) and (19) are necessary and sufficient for solving (17). According to a theorem of Arrow²³, the Kuhn-Tucker-conditions are necessary and sufficient if both the profit function and the regulation constraint are quasi-concave. The assumptions with regard to the cost function and the inverse demand function secure the quasi-concavity of the constraint (16) and of the profit function.

From (19) we can find the optimal response-function $\hat{c}(x_i)$ which solves $-x_i - R_c(c) = 0$. Inserting this response function into (18) and multiplying by $n - 1$ yields

$$p'(x_i)[(n-1)x_i - \sum_{j \neq i} x_j] + (n-1)[p(x_i) - \hat{c}(x_i)] = 0 \quad (47)$$

which yields after some arrangements

$$p'(x_i)[x_i - \bar{X}] + \frac{n-1}{n}[p(x_i) - \hat{c}(x_i)] = 0 \quad (48)$$

where $\bar{X} = \frac{1}{n} \sum_{i=1}^n x_i$ is the average value of all outputs x_i . (48) is the implicit form of an inclusive reaction function²⁴ defining x_i as a function of \bar{X} .

If we now assume, per absurdum, an asymmetric Nash-Cournot equilibrium, then there must be at least one firm, say firm k , choosing output $x_k > \bar{X}$ and at least one firm, say firm m , choosing $x_m < \bar{X}$. From (48) it follows that $p(x_k) - \hat{c}(x_k) > 0$ and $p(x_m) - \hat{c}(x_m) < 0$ respectively. But this cannot be, since $p(x_k) - \hat{c}(x_k) > 0$ and $p(x_m) - \hat{c}(x_m) < 0$ imply that $x_k < x_m$ (see above Figure). Hence, no asymmetric Nash-Cournot-equilibrium exists.

6.2 Proof of corollary 2

To proof the corollary we first have to determine the socially optimal two-part tariff system TPS^* . Since its properties are well known we keep the following characterization very brief.²⁵ The optimal tariff system maximizes total consumer surplus

$$S_l(p_l, \pi_l) + S_h(p_h, \pi_{2h}) \quad (49)$$

²³See Takayama (18).

²⁴See e.g. Wolfstetter (22) p. 91.

²⁵For further details see e.g. Wolfstetter (22) or Gravelle and Rees (11), 280-283.

subject to the constraints (27) (with Lagrangean λ_1), (28)(with Lagrangean λ_2), (29)(with Lagrangean λ_3) and the profit constraint (with Lagrangean λ_4)

$$(p_l - c)x_l + \pi_l + (p_h - c)x_h + \pi_h - F(c) \geq 0. \quad (50)$$

Note that we have omitted the subscript i due to the assumption of identical firms. From the Kuhn-Tucker-conditions it is straightforward to show that

$$\lambda_4(p_l - c)x'_l(p_l) + \lambda_2(x_h(p_l) - x_l(p_l)) = 0 \quad (51)$$

$$\lambda_4(p_h - c)x'_h(p_h) = 0 \quad (52)$$

$$-(x_l(p_l) + x_h(p_h)) - F_c(c) = 0 \quad (53)$$

where $\lambda_4 > 0$ and $\lambda_2 > 0$. These equations follow as a result of the single-crossing-property (24) and the assumption that the Coase-tariff $TPS^{coase} = \{p_l = p_h = c^*; \pi_l = \pi_h = F(c^*)/2\}$ cannot be implemented, due to the violation of the participation constraint (29). In the case of a pooling tariff structure, the consumer surplus of the l -group would be negative. Hence, a sorting tariff structure is to be implemented. Prices $p_i, i = l, h$, are chosen such that consumers with low demand are priced above marginal costs and consumers with high demand pay marginal costs for each service unit. Moreover, we know that the surplus of consumers with high demand is fully exploited and that profits are zero. In addition, it is also known that $\lambda_1 = 0$ since the incentive compatibility constraint (27) is not binding. Collecting all relevant equations, the optimal price discrimination TSP^* and the optimal choice of costs c^* are determined by equations (28), (29), (50), (52) and (53).

The corresponding two-part tariff structure under Yardstick Competition follows from deriving the Nash-Cournot-equilibrium. Each firm i maximizes profits

$$(p_{il} - c_i)x_{il} + \pi_{il} + (p_{ih} - c_i)x_{ih} + \pi_{ih} - F(c_i) \quad (54)$$

subject to the constraints (27) (with Lagrangean λ_{i1}), (28)(with Lagrangean λ_{i2}), (29)(with Lagrangean λ_{i3}) and the regulation constraint (31) (with Lagrangean μ_i), $\forall i \in \{1, 2, \dots, n\}$. The profit maximizing tariff is characterized by the following first order conditions:

$$(p_{il} - c_i)x'_{il}(p_{il}) + x_{il}(p_{il})(1 - \lambda_{i1} - \lambda_{i3}) - \mu_i \bar{x}_{-il} + \lambda_{i2}x_{ih}(p_{il}) = 0 \quad (55)$$

$$1 - \mu_i - \lambda_{i1} + \lambda_{i2} - \lambda_{i3} = 0 \quad (56)$$

$$(p_{ih} - c_i)x'_{ih}(p_{ih}) + x_{ih}(p_{ih})(1 - \lambda_{i2}) - \mu_i \bar{x}_{-ih} + \lambda_{i1}x_{il}(p_{ih}) = 0 \quad (57)$$

$$1 - \mu_i + \lambda_{i1} - \lambda_{i2} = 0 \quad (58)$$

$$-(x_{il}(p_l) + x_{ih}(p_h)) - F_c(c_i) = 0 \quad (59)$$

Assuming the existence of a symmetric Nash-Cournot-equilibrium, TPS^{MYC} , and inserting (56) into (55) and (58) into (57), respectively, yields the equations (dropping the subscript i)

$$(p_l - c)x'_l(p_l) + \lambda_2(x_h(p_l) - x_l(p_l)) = 0 \quad (60)$$

$$(p_h - c)x'_h(p_h) + \lambda_1(x_l(p_h) - x_h(p_h)) = 0 \quad (61)$$

It remains to show that, jointly with the constraints (27), (28), (29) and (31), the equations (60) and (61) determine the optimal solution TPS^* , i.e. $TPS^{MYC} = TPS^*$.

To begin with, note that firms do not choose a unique two-part tariff. Assume, per absurdum, that $TPS^{MYC} = \{p_l = p_h; \pi_l = \pi_h\}$. Then, by (60) and (61) it follows that $\lambda_{i1} = \lambda_{i2} = 0$. Together with (53) we can infer that $TPS^{MYC} = TPS^{Coase}$ which, by assumption, cannot be implemented. Hence, $\lambda_{i1} \geq 0$ and/or $\lambda_{i2} \geq 0$, one of which with strong inequality. From (60) and (61) it follows that $p_l^{MYC} > p_h^{MYC}$.

Next, we show, that $\lambda_1 = 0$. To do so, we assume per absurdum the contrary, $\lambda_1 > 0$ and $\lambda_2 = 0$. From (60) and (61) it follows:

$$p_l = c \quad \text{and} \quad p_h < c \quad (62)$$

The incentive compatibility constraints (27) and (28) can be rewritten as

$$\int_{p_h}^{p_l} x_h(v)dv \geq \pi_h - \pi_l \quad (63)$$

and

$$\int_{p_h}^{p_l} x_l(v)dv \leq \pi_h - \pi_l \quad (64)$$

Since $\lambda_1 > 0$, by assumption, the first constraint is binding. Before we proceed, notice that in a symmetric Nash-equilibrium the regulation constraint (31) is nothing else but a profit constraint:²⁶

$$(p_l - \hat{c})x_l + (p_h - \hat{c})x_h + \pi_l + \pi_h - F(c) = 0 \quad (65)$$

where the first term is zero, by (62). Rearranging (63) and inserting it into (65) yields after some calculations:

$$\pi_l = \frac{1}{2}(R(c) + (p_h - c)x_h - \int_{p_h}^{p_l} x_l(v)dv) \quad (66)$$

²⁶All superscripts MYC are omitted.

Since the sum of the last two terms on the right hand side is positive it follows that

$$\pi_l = \frac{1}{2}R(c) > R(c^*)/2 \quad (67)$$

which cannot be, by assumption (no Coase-tariff). The last inequality follows from (59) where $p_l = c$ and $p_h < c$. Thus we have proven that $\lambda_1 = 0$ and $\lambda_2 > 0$.

Collecting all relevant equations, the tariff structure and the production costs c under MYC are determined by the equations (28), (29), (31), (61) and (59). These equations are identical to those determining the optimal solution $\{TPS^*, c^*\}$, i.e. eqs. (28), (50), (51), (52) and (53). Hence, the solutions coincide.

6.3 Proof of proposition 2

To proof asymptotical stability of the difference equation (39) we differentiate with respect to $c^{t-1, YC}$ which yields

$$\frac{dc^{t, YC}}{dc^{t-1, YC}} = \frac{-x'(c^{t-1, YC})}{R_{cc}(c^{t, YC})} > 0 \quad (68)$$

Recalling the second order condition (7) we have $p'(x) > 1/R_{cc}(c) \rightarrow 1 > -x'(c)/R_{cc}(c)$. Hence, the positive slope in (68) is less than 1.

As a next step set $c^{t-1, YC} = 0$. Due to (8) we can derive from $-x^{max} - R_{cc}(c^{t, YC}) = 0$ that $c^{t, YC} > 0$, i.e. the intercept of the difference equation in a $c^{t, YC} - c^{t-1, YC}$ -phase diagram is positive. Since the slope is less than 1, an asymptotically stable equilibrium exists.

6.4 Proof of proposition 3

To prove the asymptotic stability we show that the slope of first order difference equation (40) is positive and less than 1. Due to the assumed existence of a unique optimal solution the steady state solution is unique as well. To show this, insert the steady state solution $x^{t, MYC} = x^{t-1, MYC} = \bar{x}^{MYC}$ into (40). This yields $p(\bar{x}^{MYC}) = \hat{c}(\bar{x}^{MYC})$ which is the optimal solution. To prove stability, we have to differentiate (40) with respect to $x^{t-1, MYC}$, taking $x^{t, MYC}$ as a function of $x^{t-1, MYC}$. This yields

$$\frac{dx^{t, MYC}}{dx^{t-1, MYC}} = \frac{p'(x^{t, MYC})}{[p''(x^{t, MYC})(x^{t, MYC} - x^{t-1, MYC}) + 2p'(x^{t, MYC}) - \hat{c}'(x^{t, MYC})]} > 0 \quad (69)$$

We can see that the bracketed term in the denominator is negative for all $x^{t, MYC} \geq x^{t-1, MYC}$ and given the assumptions with respect to the second order condition

of the optimal solution (see Figure 1). It is also a straightforward exercise to see that the expression on the right hand side is less than 1. From (40) it follows that $x^{t,MYC}(0) > 0$. Hence, the process is asymptotically stable and converges to the steady state.

6.5 Proof of proposition 4

We confine the proof to the MYC mechanism. The proof for YC is then a straightforward application of the first (MYC).

To derive a subgame perfect equilibrium we utilize the principle of optimality. Consider firm i in period t . Firm i wants to maximize the present value of profits given the history of the previous period $t - 1$, i.e. the vector $\mathbf{z}^{t-1} = \{\mathbf{x}^{t-1}, \pi^{t-1}, \mathbf{c}^{t-1}\}$, where the boldfaces indicate n -dimensional vectors of the respective variables for n firms. If a subgame perfect equilibrium exists then each firm solves the following maximization program given the equilibrium strategies of the other $n - 1$ firms (principle of optimality²⁷)

$$J_{i,t}(\mathbf{z}^{t-1}) = \max_{\{x_i^t, \pi_i^t, c_i^t\}} [(p(x_i^t) - c_i^t)x_i^t + \pi_i^t - F(c_i^t) + \delta J_{i,t+1}(x_i^t, \mathbf{x}_{-i}^{MYC,t}, \pi_i^t, \pi_{-i}^{MYC,t}, c_i^t, \mathbf{c}_{-i}^{MYC,t})] \quad (70)$$

for all $i = \{1, 2, \dots, n\}$ and $t = [1, 2, \dots, \infty)$. δ is a constant discount factor and $\{\mathbf{x}_{-i}^{MYC,t}, \pi_{-i}^{MYC,t}, \mathbf{c}_{-i}^{MYC,t}\}$ are the respective subgame perfect equilibrium values of the $n - 1$ firms except i . The maximization program for each firm has to take into account the relevant regulatory constraints, i.e.

$$p(x_i^t)\bar{x}_{-i}^{t-1} + \pi_i^t \leq \bar{K}_{-i}^{t-1}, \quad \forall i \text{ and } t \quad (71)$$

and

$$p(x_i^{MYC,t+1})\bar{x}_{-i}^t + \pi_i^{MYC,t+1} \leq \bar{K}_{-i}^t \quad \forall i \text{ and } t \quad (72)$$

where \bar{x}_{-i}^{t-1} and \bar{K}_{-i}^{t-1} are defined in (14) and (13) respectively. $x_i^{MYC,t+1}$ and $\pi_i^{MYC,t+1}$ refer to the subgame perfect equilibrium in period $t + 1$.

The optimal value $J_{i,t}(\cdot)$ depends on the history \mathbf{z}^{t-1} , i.e. the MYC-equilibrium in period t depends on the vector \mathbf{z}^{t-1} . We therefore can write

$$J_{i,t}(\mathbf{z}^{t-1}) = [(p(x_i^{MYC,t}(\mathbf{z}^{t-1})) - c_i^{MYC,t}(\mathbf{z}^{t-1}))x_i^t(\mathbf{z}^{t-1}) + \pi_i^t(\mathbf{z}^{t-1}) - F(c_i^t(\mathbf{z}^{t-1})) + \delta J_{i,t+1}(\mathbf{x}^{MYC,t}, \pi^{MYC,t}, \mathbf{c}^{MYC,t})] \quad (73)$$

²⁷See Selten (15) and Fudenberg and Tirole (9) p. 130-134.

and

$$p(x_i^{MYC,t})\bar{x}_{-i}^{t-1} + \pi_i^{MYC,t} \leq \bar{K}_{-i}^{t-1}, \quad \forall i \text{ and } t \quad (74)$$

If we look at the respective definition of $J_{i,t+1}$ (utilizing (70) for period $t+1$) we see that $\mathbf{z}^{MYC,t+1}$ depends on the history $\mathbf{z}^t = \mathbf{z}^{MYC,t}$. Hence, we see that (73) and the relevant constraints (72) and (74) define a closed loop equilibrium.

The next step to prove the proposition is to show that $J_{it}(\cdot)$ is independent of $x_i^{t-1}, \pi_i^{t-1}, c_i^{t-1}$.

First of all observe that (73) and the regulatory constraint (74) do not depend on π^{t-1} . Hence, π^{t-1} does not influence the *MYC*-equilibrium of period t . Thus, we can confine the analysis to the effects of x_i^{t-1} and c_i^{t-1} . We differentiate $J_{it}(\cdot)$ with respect to x_i^{t-1} :

$$\left. \frac{dJ_{i,t}(\cdot)}{dx_i^{t-1}} \right|_{\mathbf{h}_{-i}^{t-1} = \text{const.}} = \frac{\partial J_{i,t}(\cdot)}{\partial x_i^t} \frac{\partial x_i^{MYC,t}}{\partial x_i^{t-1}} + \frac{\partial J_{i,t}(\cdot)}{\partial c_i^t} \frac{\partial c_i^{MYC,t}}{\partial x_i^{t-1}} + \frac{\partial J_{i,t}(\cdot)}{\partial x_i^{t-1}} \quad (75)$$

where $\mathbf{h}_{-i}^{t-1} = \{\mathbf{x}_{-i}^{t-1}, \mathbf{c}^{t-1}\}$, i.e. is the history of the c -variables and the x -variables except that of firm i .

On the right hand side we can show that

$$\frac{\partial x_i^{MYC,t}}{\partial x_i^{t-1}} = \frac{\partial c_i^{MYC,t}}{\partial x_i^{t-1}} = \frac{\partial J_{it}(\cdot)}{\partial x_i^{t-1}} = 0 \quad (76)$$

This follows from inspection of (70) and (74). Both equations do not depend on x_i^{t-1} . Notice also that $x_j^{MYC,t}$ and $c_j^{MYC,t}$, $j \neq i$ do not enter these equations. Hence, indirect effects through the effects of x_i^{t-1} on $x_j^{MYC,t}$ do not enter $J_{it}(\cdot)$.

Similarly, we can show that,

$$\left. \frac{dJ_{i,t}(\cdot)}{dc_i^{t-1}} \right|_{\mathbf{k}_{-i}^{t-1} = \text{const.}} = 0. \quad (77)$$

where $\mathbf{k}_{-i}^{t-1} = \{\mathbf{x}^{t-1}, \mathbf{c}_{-i}^{t-1}\}$, i.e. the history of the x -variables and the c -variables except that of firm i . Collecting these results we return to (70) and solve for $\{x_i^t, \pi_i^t, c_i^t\}$. Also, since $J_{i,t+1}(\cdot)$ does not depend on these variables the first order conditions are the same as for myopic firms, i.e. eqs. (40) and (41). Hence, the sequence of Nash-equilibria of myopic firms are identical to the subgame perfect equilibrium defined in (70).

References

- [1] Armstrong, M. and D. Sappington (forthcoming): Recent Developments in the Theory of Regulation. in Armstrong and Sappington (eds.): Handbook of Industrial Organisation. Vol. III.

- [2] Armstrong, M., S. Cowan and J. Vickers (1995): Non-linear Pricing and Price Cap Regulation. *Journal of Public Economics*, 58, 33-55.
- [3] Chakravorty, U., E. Hochman and D. Zilberman (1995): A Spatial Model of Optimal Water Conveyance. *Journal of Environmental Economics and Management*, 29, 25-41.
- [4] Chong, Eshien (2005): Yardstick Competition vs. Individual Incentive Regulation: What the Theoretical Literature Has to Say? mimeo, University Paris XI.
- [5] Currier, K. (2005): Strategic Firm Behavior Under Average-Revenue-Lagged Regulation. *Journal of Regulatory Economics*, 27, 67-79.
- [6] Dalen D.M. (1998): Yardstick Competition and Investment Incentives. *Journal of Economics and Management Strategy* 7, 1, 105-126.
- [7] Finsinger, J. and I. Vogelsang (1981): Alternative Institutional Frameworks for Price Incentive Mechanisms. *Kyklos*, 34, 338-404.
- [8] Fudenberg, D., and J. Tirole (1986): *Dynamic Models of Oligopoly*. New York, Harwood.
- [9] Fudenberg, D., and J. Tirole (1991): *Game Theory*. MIT Press, Cambridge, MA.
- [10] Goldman, M. B., H. Leland, and D. S. Sibley (1984): Optimal Non-Uniform Pricing. *Review of Economic Studies*, 23, 305 - 319.
- [11] Gravelle, Hugh, and Ray Rees (1995): *Microeconomics*. New York, Pearson.
- [12] Potter, J., B. Rockenbach, A. Sadrieh and E. van Damme (2004): Collusion Under Yardstick Competition: an Experimental Study. *International Journal of Industrial Economics*, 22, 1017-1038.
- [13] Sappington, D. (1980): Strategic Firm Behavior Under Dynamic Regulatory Adjustment Process. *Bell Journal of Economics*, 11, 360-372.
- [14] Sappington, D. and D. Sibley (1988): Regulating without Cost Information: the Incremental Surplus Subsidy Scheme. *International Economic Review*, 29, 297-306.
- [15] Selten, R. (1975): Reexamination of the Perfectness Concept for Equilibrium Points in Extensive Games. *International Journal of Game Theory*, 4, 22-55.

- [16] Shleifer, A. (1985): A theory of Yardstick Competition. *Rand Journal of Economics*, 16, 319-327.
- [17] Sobel, J. (1999), A Reexamination of Yardstick Competition, *Journal of Economics and Management Strategy*, Vol. 8, 1, 33-60.
- [18] Takayama, A. (1985): *Mathematical Economics*. Cambridge University Press.
- [19] Tangeras, T. P. (2002): Collusion Proof Yardstick Competition. *Journal of Public Economics*, 83, 231-254.
- [20] Vogelsang, I. (1988): A Little Paradoxon in the Design of Regulatory Mechanisms. *International Economic Review*, 29, 467-476.
- [21] Vogelsang, I. and J. Finsinger (1979): A Regulatory Adjustment Process for Optimal Pricing by Multiproduct Monopoly Firms. *Bell Journal of Economics*, 10, 151-171.
- [22] Wolfstetter, Elmar (1999): *Topics in Microeconomics: Industrial Organization, Auctions, and Incentives*. Cambridge, UK, Cambridge University Press.