

Subramanian, Saravanan V.

**Working Paper**

Blame it on the community, immunize the state and the international agencies: An assessment of water supply and sanitation programs in India

ZEF Working Paper Series, No. 124

**Provided in Cooperation with:**

Zentrum für Entwicklungsforschung / Center for Development Research (ZEF), University of Bonn

*Suggested Citation:* Subramanian, Saravanan V. (2013) : Blame it on the community, immunize the state and the international agencies: An assessment of water supply and sanitation programs in India, ZEF Working Paper Series, No. 124, University of Bonn, Center for Development Research (ZEF), Bonn

This Version is available at:

<https://hdl.handle.net/10419/99982>

**Standard-Nutzungsbedingungen:**

Die Dokumente auf EconStor dürfen zu eigenen wissenschaftlichen Zwecken und zum Privatgebrauch gespeichert und kopiert werden.

Sie dürfen die Dokumente nicht für öffentliche oder kommerzielle Zwecke vervielfältigen, öffentlich ausstellen, öffentlich zugänglich machen, vertreiben oder anderweitig nutzen.

Sofern die Verfasser die Dokumente unter Open-Content-Lizenzen (insbesondere CC-Lizenzen) zur Verfügung gestellt haben sollten, gelten abweichend von diesen Nutzungsbedingungen die in der dort genannten Lizenz gewährten Nutzungsrechte.

**Terms of use:**

*Documents in EconStor may be saved and copied for your personal and scholarly purposes.*

*You are not to copy documents for public or commercial purposes, to exhibit the documents publicly, to make them publicly available on the internet, or to distribute or otherwise use the documents in public.*

*If the documents have been made available under an Open Content Licence (especially Creative Commons Licences), you may exercise further usage rights as specified in the indicated licence.*

## Working Paper 124

V.S.SARAVANAN

Blame it on the community, immunize the state and  
the international agencies

An assessment of water supply and sanitation programs in India



ZEF Working Paper Series, ISSN 1864-6638  
Department of Political and Cultural Change  
Center for Development Research, University of Bonn  
Editors: Joachim von Braun, Manfred Denich, Solvay Gerke and Anna-Katharina Hornidge

### Author's address

Dr. V.S.Saravanan  
Center for Development Research (ZEF), University of Bonn,  
Walter-Flex-Str. 3  
53113 Bonn, Germany  
Tel. 0049 (0)228-73 4918: Fax 0228-731972  
E-mail: [s.saravanan@uni-bonn.de](mailto:s.saravanan@uni-bonn.de)  
[www.zef.de](http://www.zef.de)

# **“Blame it on the community, immunize the state and the international agencies”**

## **An assessment of water supply and sanitation programs in India**

V.S.Saravanan

## **Abstract**

National and international agencies focus on 'on-site' water supply and sanitation interventions targeting households to share costs, and showcase their commitment to the MDGs. This paper reveals that 'on-site' interventions in India have exposed millions to mass poisoning and drowned the country in sewage waters. While 'on-site' interventions are favoured, they fail to consider the integrated nature of the water supply, sanitation and sewerage systems; and burden households with additional social and economic costs. Failures in the programs are often blamed on the communities, while immunising the approach of the development agencies that fail to consider the integrated water infrastructure.

Keywords: MDGs, water infrastructure, governance, public health, South Asia

## **Introduction: The water supply and sanitation ,ladder‘**

“Women demand mobile phones, (but) they are not demanding toilets,” claimed India’s Minister for Drinking Water and Sanitation Jairam Ramesh (NDTV, 2012a). He went on to say that even the toilets that are built have been turned into storage godowns (warehouses) (Economic Times, 2012). Therefore, he initiated *Nirmal Bharat Yatra* launched a program to “increase awareness about cleanliness among *people*” (emphasis added) (The Hindu, 2012a). Presumably, the development agencies are well aware of the reasons behind poor sanitation in the country. Just having ,on-site‘ toilets is not an answer for villagers in the Indian Himalayan state of Himachal Pradesh, who responded with frustration: “*We have toilets (and households can build one), but who will dispose of the waste*”. Without adequate infrastructure to dispose of human waste, there is no incentive for households to construct and use the toilets. The situation in drinking water is not different. Though about 85% of Asia meets the ‘improved‘ drinking water target of the Millennium Development Goals (MDGs), it is not clear how many of them are contaminated with human faecal organisms, polluted through geogenic chemicals, or polluted through industrial or domestic waste. High cases of diarrhoea, cholera, malaria and dengue in many of these countries indicate use of unprotected and/or unhygienic drinking water sources. Without adequate provision of safe water and infrastructure to dispose of the excreta, meeting the drinking water and sanitation coverage will be difficult.

The WHO/UNICEF Joint Monitoring Programme for Water Supply and Sanitation Report (known as JMP) claims the Millennium Development Goals for the drinking water target have been achieved five years ahead of 2015, and are on track to meet the next MDGs target – the sanitation goal (WHO/UNICEF, 2013). The MDGs‘ goals and targets are a ‘bench-mark‘, and the ‘ladder‘ is the ‘approach‘ to achieve and assess the drinking water and sanitation coverage for many national and international agencies. The working group set up for the formulation of the Water, Sanitation and Hygiene (WASH) goals, targets and indicators post-2015 renamed the term ‘improved‘ to ‘basic‘ water services, and extended the service from home to intermediate scale (that considers health and non-health benefits). For sanitation, it extended the ‘basic‘ provisioning of sanitation to non-household entities (hospitals, schools, public places, and so on). However, despite areas of incompatibility with the integrated approach, the ‘ladder‘ approach remains crucial and unchanged for achieving the drinking water and sanitation targets post-2015.

This paper assesses the relevance of the ‘ladder‘ approach for drinking water and sanitation coverage in India. First, examining the Household Census and Amenities Census 2011 (Gol, 2012), one of the largest surveys on drinking water and sanitation coverage in India, it reveals that though the MDGs are important bench-marks, the ‘ladder‘ approach is expensive for people. Questioning the disconnected approach to water supply and sanitation programs, section two calls for connecting water supply, sanitation and sewerage as an integral system. Section three questions the governance mechanism of the contemporary supply- versus demand-driven approaches to expand water and sanitation coverage. The final section argues that it is not about supply versus demand, rather it is about the government supplying the growing demand for water from users and creating demand for effective treatment and disposal of wastewater from users that is crucial for improved public health and environmental sustainability.

### **Looking down the ‘ladder‘**

The ‘ladder‘ offers a phased approach for development agencies to meet the MDGs‘ target on drinking water and sanitation starting with ‘on-site‘ facilities and then moving gradually toward collective infrastructure components, such as feeder sewerage at the community or neighbourhood levels, and eventually to trunk sewers and treatment plants (UN Millennium Project, 2005:89). The

interventions for drinking water facilities include both 'on-site' facilities (i.e., piped public tap/standpipe, tube-well or borehole, protected dug well, protected spring and rainwater collection) and collective infrastructure that includes piped water into the dwelling. The former is called 'other improved' and the latter is considered as 'improved' under the ladder approach. The 'improved' sanitation includes both 'on-site' facilities (toilet with septic tank, pit latrine, ventilated improved pit latrine, pit latrine with slab and composting toilet) and collective infrastructure (flush toilet with piped sewer system) (WHO/UNICEF, 2010). Globally, the coverage of the 'improved' water supply (with collective infrastructure) was only 16, 24, 25 and 30 percent in Sub-Saharan Africa, Oceania, Southern Asia and South-Eastern Asia, respectively (WHO/UNICEF, 2013:8). Much of the attention from national and international agencies has been on the 'on-site' 'other improved' category with coverage reported at 45, 30, 55, and 68 percent, respectively, in the above regions. Coverage of sanitation in the same regions remains even higher at 30, 36, 41 and 71, respectively (WHO/UNICEF, 2013:4). The 'on-site' water supply and sanitation facilities are favourable candidates for development agencies to achieve their international commitments to the MDGs, even though it is difficult to decipher what kinds of interventions were carried out under 'improved' sanitation.

The 'on-site' interventions are also favoured because of cost factors. The World Panel on Financing Water Infrastructure estimated in 2003 that USD 72 billion was needed annually to achieve the target on sanitation, including household sanitation, hygiene and wastewater treatment; the latter alone equals about USD 56 billion (van de Guchte & Vanderweerd, 2004). One of the leading funding agencies involved in promoting water supply and sanitation claims "*on-site sanitation are less costly and individual households can potentially contribute a greater share of investment..... Urban sewerage systems require high levels of capital expenditure for infrastructure*" (DfID, 2012:2). It further states that its portfolio targets on those types of interventions are most likely to achieve the MDGs (DfID, 2012:5-6), rather than sustainability of the interventions. Given the high cost of collective infrastructure, like pipelines and wastewater treatment, it is very logical for national and international agencies to go for a phased approach starting with 'on-site' options.

'On-site' facilities are easier to implement, compared to providing piped drinking water and sewerage connected sanitation. This is also justified due to the failure of the state to deliver public goods, a lack of knowledge of users' preferences, fiscal failures, and corruption by civil servants (Isham & Kähkönen, 2001; Briscoe & Garn, 1995). In response to these failures, staff and clients of international development agencies now advocate a decentralized 'on-site' (bottom-up) approach that relies on 'coproduction' by community members and civil servants (Briscoe & Garn, 1995). However, such an approach sacrifices the sustainability of the interventions (Table 1). Many of the 'on-site' drinking water facilities are untreated requiring households incur the costs of travelling to collect water, treating the water, storing it in a hygienic manner and meeting the health costs. These 'on-site' interventions remain a burden on communities and households, and create health insecurity for the households. 'On-site' sanitation facilities are not better; most of the toilets remain abandoned, or households dispose the waste in septic tanks, and discharge them on rivers/streams or let them out in the open, creating environmental and public health hazards.

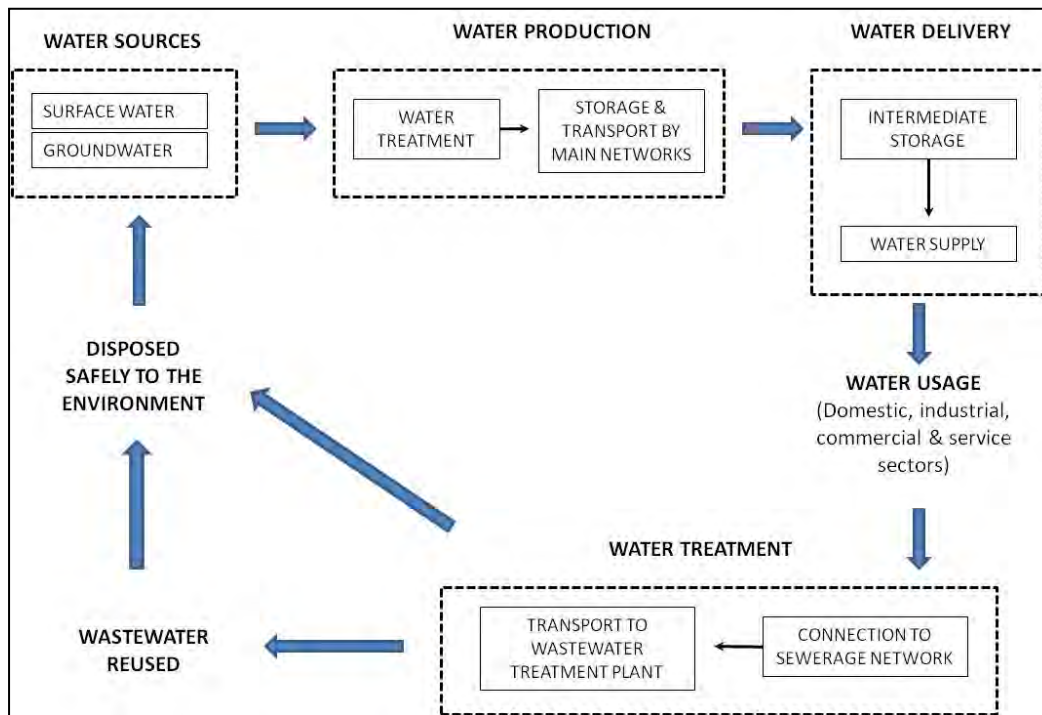
Tab 1: Water supply and sanitation ladder

|            | Sanitation Ladder                      | Drinking Ladder  | Water | Cost Implementation | of Level Stakeholders Involvement | Improved Public Health | Sustainability |
|------------|--|--|-------|---------------------|-----------------------------------|------------------------|----------------|
| Improved   | Flush toilet connected to sewer system | Piped water on premises (inside the user's dwelling, plot or yard) |       | High                | Government                        | High                   | High           |
|            | Pour flush toilet with septic tanks    | Public taps/stand pipes  |       |                     |                                   |                        |                |
|            | Ventilated improved pit                | Tube wells or bore wells   |       |                     | Communities                       |                        |                |
|            | Pit latrine with slab                  | Protected dug wells  |       |                     |                                   |                        |                |
|            | Composting toilet                      | Protected springs  |       |                     |                                   |                        |                |
| Unimproved | Shared Toilets                         | Rainwater collection   |       |                     |                                   |                        |                |
|            | Pit latrines without slabs             | Unprotected dug wells  |       |                     | Households                        |                        |                |
|            | Hanging or bucket latrines             | Unprotected spring/surface water                                   |       |                     |                                   |                        |                |
| OD         | Open defecation                        | Tanker/bottled water   |       | Low                 | Individuals                       | Low                    | Low            |

The ladder approach though is not binding, its discourses, goals and targets are tied with national and international funding commitments for developing countries and it fails to consider the integrated nature of water supply, sanitation and sewerage systems. The physical process of water supply and sanitation (WSS) involves capturing surface and ground water, transporting it to the area of consumption, treating it in to raise quality, transporting the water to the final user through a pipe system, collecting wastewater through a sewer system, and treating the wastewater before discharging it to the environment (Krause, 2009:8) (Fig.1). The linkages between these stages remain crucial to improve public health security and ensure environmental sustainability. It is a known fact that water supplied to households has to be a potable quality (if not there are additional treatment costs). Once water is supplied to a household, about 80% of it goes as waste, and they require infrastructure to safely dispose of the waste. The technical approach of the ladder fails to understand the basic science of water supply and management, disconnects the water supply and sanitation, and altogether neglects the sewerage systems creating insecurity about public health and the environment. The state should have a larger role in this integrated water infrastructure in sourcing, transporting and treating drinking water, and collecting and treating the wastewater, with communities and individuals playing a supportive role. It does not necessarily mean providing piped water and sewerage networks (wherever it is possible should be on top priority). In places (like slums and lower-middle settlements), where piped drinking water and sanitation is not possible, innovative ways to supply safe drinking water through automated water vending machines, low-cost bottled water, regular disposal of sewerage waters and other means could be employed for people to get access to safe drinking water and basic sanitation facilities.



Figure 1: Water Supply, Sanitation and Sewerage Production Cycle



Source: Modified from Krause, 2009:8

## Water supply and sanitation in India: An assessment

The poor management of water supply, sanitation and sewerage system has exposed millions to mass poisoning, and made the country drown in its own excreta, creating water and health insecurity among its people (CSE, 2012). Since Independence, the national and state governments of India have invested about 135 billion Indian rupees on rural drinking water (GoI, 2011). Under the current eleventh Five Year Plan (2007-2012), the total expenditure is likely to exceed 90 billion INR. Though external assistance for water supply and sanitation is minimal (reported to be less than 10% between 1993-94 to 2004-05, World Bank, 2008), international discourses (New Delhi Declaration, Dublin Principle, Earth Summit-1992/2002, and International Decade for Action – ‘Water for Life’ 2005-2015) have played a prominent role in setting the agenda for national interventions. Despite these investments, the goal of providing drinking water and achieving total sanitation has remained unmet and conditions have worsened, namely in urban regions.

The Houselisting and Housing Census 2011 (GoI, 2012) (hereafter Census-2011) reveals that 87% of households have access to various water sources; therefore, the MDGs on drinking water seem to have been achieved. Of these, only one-third (32%) has access to treated piped drinking water sources, and the rest (two-thirds) have developed their own methods to treat or consume water without treatment. In terms of sanitation, only about 12% of households have their toilets connected to sewer systems while about 24% have toilets connected to septic tanks or other systems. About 10% have pit latrines with unsafe disposal mechanisms or other latrine types let out in an open drain, or are serviced by humans or animals. About 3% use public latrines, and the rest (50%) defecate in the open. The access to safe drinking water and basic sanitation in urban and rural settings indicates stark differences. A large percentage (44%) of rural households source their drinking water from hand pumps, with just about 18% receiving piped drinking water. On the sanitation front, only about 2% of rural residents have piped sewer systems. A high percentage (67%)

of rural residents defecates in the open. About 62 % of urban residents have access to treated piped water while only 33% of the urban residents have access to a piped sewer system. About half of urban residents dispose of toilet waste through septic tanks that should be emptied regularly, but unfortunately many of them overflow and pollute the soil and groundwater.

However, this coverage in urban areas does not reflect the quality of service provided. Poor infrastructure is an obstacle (NIUA, 2005) — unaccounted for water, poor metering, poor cost recovery, poor drainage and aging infrastructure. Poor disposal and treatment of wastewater remains a problem (Refer to CSE, 2012 for extensive survey in urban regions in India). The Jawaharlal Nehru National Urban Renewal Mission (JNNURM) launched in 2005 has not shown any significant promises either. The Parliament Panel in its report expressed ‘distress’ over an overwhelming number of sanitation and drainage projects (Sood, 2012). It reports almost 50% of households in cities do not have sewerage connections, and that 4,861 of the 5,161 cities in the country do not even have a partial sewerage network. Even those receiving treated water are at the mercy of the erratic power supply and uncertain availability of water. While the metropolitan cities treat about two-fifths of the water, the smaller sized urban centres treat less than one-fourth of the wastewater. With a rapidly growing urban population, these smaller-sized urban centres are likely to emerge as urbanising sewerage wetlands.

The distribution of treated water supply across the states in India reveals only one state (Himachal Pradesh) reporting more than 75% of the population having access to drinking water. Three states and the National Capital Territory (New Delhi) report coverage between 50% and 75% (Figure 2). The central and central eastern states of India and union territories report less than 25% coverage of treated drinking water supply, revealing their dependence on untreated water sources, namely from groundwater sources (Figure 3). What is even worse is the coverage of toilets with piped sewer systems, with just two states reporting 25% to 50% coverage of toilets with a piped sewer system among its population (Figure 4). The rest of the states and union territories report less than 25% of the population covered with toilets with a piped sewer system. In essence, almost the whole country disposes their waste in open and untreated methods (Garduno et al., 2011:10).

Figure 2: Coverage of Treated Drinking Water in India – 2011

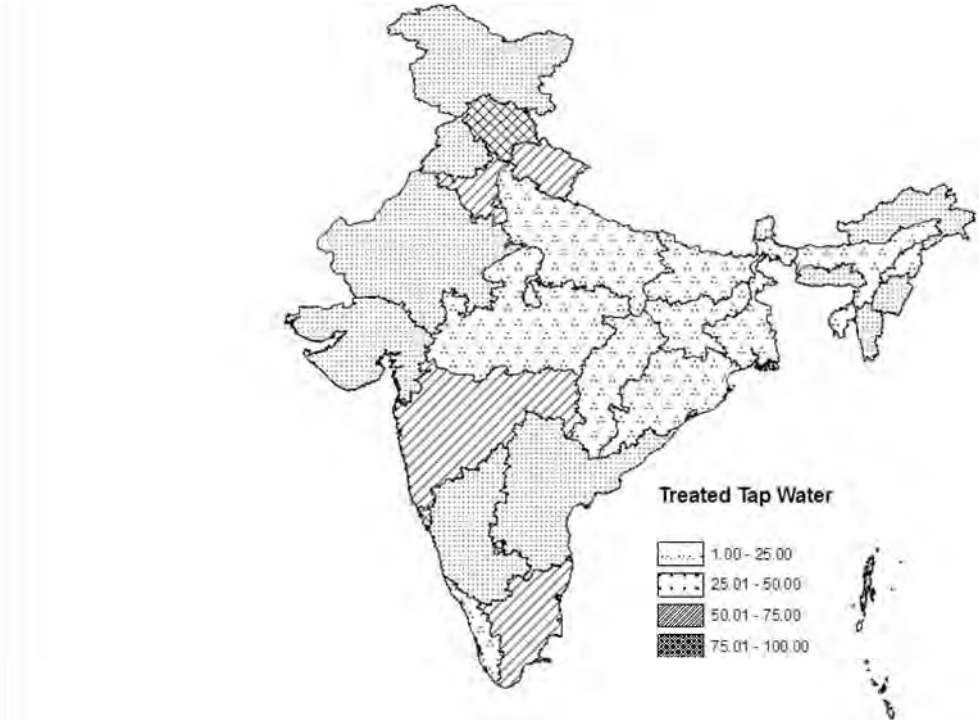


Figure 3: Groundwater as a Source of Drinking Water in India – 2011

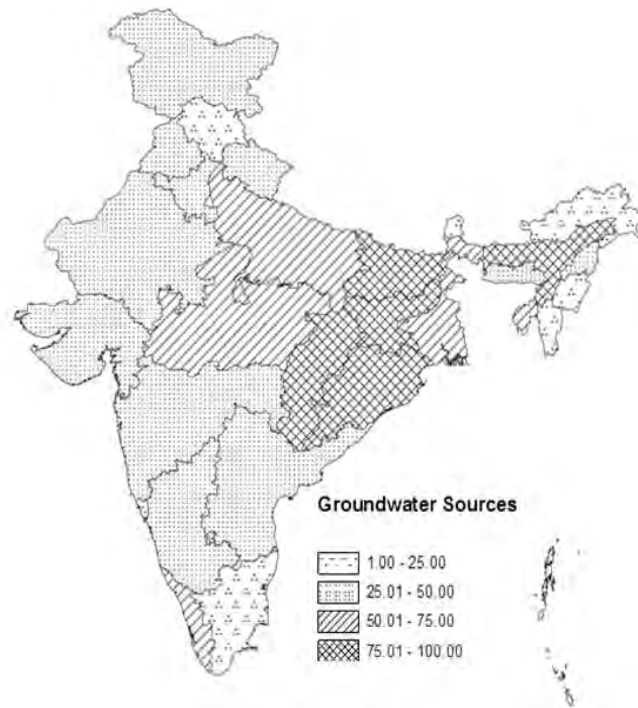
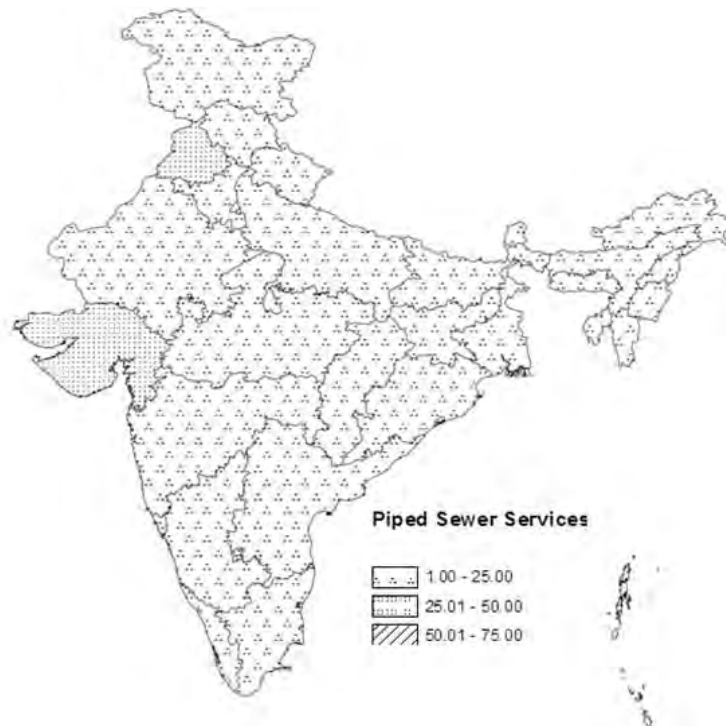


Figure 4: Coverage of Piped Sewerage Services in India– 2011



Disconcertingly, India has a deplorable history of ‘promising water’ (Agarwal, 1999) or ‘slipping targets’ due to depleting sources, contamination of sources, poor maintenance and lack of adequate involvement from the users. NC Saxena (1998), former secretary of the Planning Commission, revealed the increasing gap between coverage reported and thereafter villages reporting problems in 1974, 1980, 1985 and 1994. Evaluating the water supply in rural areas, the

World Bank study (2008) reveals serious inadequacies in the programs. The quantity of water supply and hours of supply commonly fall short due to design inadequacies, frequent breakdowns, non-availability of daily supply, and insufficient water supply compared to the requirements. The insecurity created by these false promises and inadequate functioning of water systems has had a huge impact on the coping costs of households accessing water. An average coping cost per household is estimated to be around Rs. 81 per month (US\$1.8) (World Bank, 2008). Given the failures to integrate water infrastructure, the reported coverage of drinking water and sanitation in the Census-2011 could 'slip-back' in the near future.

The World Health Organization (WHO, 2012:3) estimates global economic losses associated with inadequate water supply and sanitation to be around US\$ 260 billion annually. Therefore for universal coverage of safe water supply and basic sanitation for India, it estimates a cost of about US\$ 42.75 million and targeting the MDGs alone will cost about US\$ 24.71 million. Safe water supply in rural areas involves a borehole with a life span of 30 years, while in urban areas it is a piped household connection from a water treatment plant with a life span of 20 years. For sanitation, in rural areas it presumes an improved wet latrine with a lifespan of eight years, and in urban areas involves a mixture of a septic tank as well as sewerage with wastewater treatment.

A growing body of literature identifies the effectiveness of piped drinking water in meeting public health and basic needs. Jalan and Ravallion (2003) found that piped water supplies reduced childhood diarrhoea in high-income households. Bennett (2012) suggests that substitution between piped water and sanitation offsets the health gains from the expanded piped water. Similarly, Jessoe (2013) reveals how the supply of good quality water (or source protected water) reduces the cost of in-house water treatment, offsets 4% of the water quality gains and helps save about one percent of household monthly expenditure. Piped water supply will have significant gains in arsenic polluted regions (Roy, 2008). This does not mean the existing piped drinking water systems are safe; many of the systems that exist are deteriorating and affecting public health, requiring immediate rehabilitation attention. In terms of sanitation, examining cases in Chittagong, Dhaka, Nairobi and Hyderabad, Joshi and others (2011) reveal a growing mismatch between agendas (on-site sanitation) set by the national and international agencies and the diverse needs of the common people.

Realising the potential of piped water supply and sewerage connected toilets, the working group on drinking water and sanitation in rural (Gol, 2011a) and urban areas (Gol, 2011b) has offered insights for India's twelfth five year plan (2012-2017) and earmarked the funds. The report of the working group on rural drinking water and sanitation (Gol, 2011a) estimates a total allocation between US\$ 49 billion (2723.77 billion INR) to US\$ 55 billion (3031.65 billion INR) to provide piped drinking water to rural areas under two scenarios. In the first scenario it plans to increase the 40 litres per capita per day (lpcd) to 55 lpcd in the states that already have more than 55% piped water coverage, and in the second scenario offer piped water supply in the states where the coverage is less than 55%, respectively. For sanitation in rural areas, it demands allocation of US\$ 80 billion<sup>1</sup> (4411 billion INR). For urban areas, it calls for an investment of about US\$ 286.54 billion (15722.98 billion INR with 7546.27 billion INR for capital and Rs 8176.71 billion INR for O&M) for a 20-year period (2012-2031) (Gol, 2011b). On average, this will require allocation of US\$ 71.64 billion during the period 2012-2017. In total, to cover the cost for piped water supply and sewerage connected toilets in rural and urban areas the country needs about US\$ 206.64 billion for five years (between 2012-2017), with an annual average of US\$ 41.32 billion.

Piped drinking water and sanitation with sewerage connections will offer significant benefits, namely in reducing the treatment costs of various health complications from the supply of poor quality water and open drainage. A Brainstorming Session at the WHO New Delhi office in November

---

<sup>1</sup> The exchange rate for USD to INR is about 55.14 INR as on 10 May 2013 for USDs in the text.

2006 (WHO, 2006) reveals dengue spreading rapidly to newer areas, with outbreaks occurring more frequently and explosively; Chikungunya re-emerging in India after a gap of more than three decades; and Japanese Encephalitis endemic in 135 districts in 15 states and Union Territories of India. Further there is an increase in vector- and water-borne diseases. High dependence on untreated groundwater as a source for drinking water and pollution combined with poor water supply and sanitation has exposed the country to hot spots of groundwater pollution (Romani, 2006, cited in Garduno et al, 2011:9). The mapping of hot-spot states from groundwater pollution in India reveals the whole country suffering from various salinity, geogenic and anthropogenic pollution, not to mention poor drinking water and sanitation management (Garduno et al., 2011). An integrated water infrastructure could avert about US\$ 2 billion<sup>2</sup> spent annually on treating diarrhoea and malaria. An effective integrated water infrastructure will reduce the unaccounted treatment cost for about 5 million people who are at risk from arsenic contamination (Ahmed et al., 2006), about 66 million at risk from fluoride (World Bank, 2008) and about 20,000 at risk from nitrate contamination (Mukherjee, 2012: 260). Not to mention the reduction in the cost of treating dengue, chikungunya, kala-azar and other illnesses; person-days lost as a result of illness; and reduction in the burden among households.

## Supply vs demand-driven approach: Will shifting approaches work?

*“If you know how to row a boat, you can row any boat. If you don’t know how to row a boat, changing the boat won’t help”*

(Ravishankar, 2002:22)

The national and international community continue to debate supply- and demand-driven approaches to govern the drinking water supply, sanitation and sewerage systems. Independent India adopted a supply-driven approach with five-year government plans for the implementation of the water supply and sanitation program. During the initial years, the program realised only limited achievements. Reasons identified include irregularity in electricity supply (Gol, 1996), lack of a qualified workforce to plan and execute projects, lack of community participation, and limited financial allocation (Gol, 1980; 2002:19; Mohan, 2003; World Bank, 2008:14). Supported by international consensus (The New Delhi Declaration 1990 and the Dublin Principle 1992), a fundamental shift favouring demand-driven approaches aimed to decentralise responsibilities to communities to encourage the use of local resources and ingenious modes of technology, share costs, and increase transparency and accountability within the program. This shift led to a Sector Reform Project (SRP) launched in 1999, which was later transformed into *Swajaldhara* in 2003. The Total Sanitation Campaign (TSC) was launched the same year. Narrowly focused on constructing toilets, its new vision document aims to prioritise the management of solid and liquid waste in the near future (Gol, 2011: 39). The JNNURM was launched in 2005 with an aim to address many of the infrastructure issues in urban regions with an expenditure of over 1 trillion Indian rupees, including water supply, sanitation and sewerage. In spite of this shift, the supply-driven program still dominates in both rural and urban areas with more than 80% of the funds being allocated in rural regions (World Bank, 2008).

On the surface, demand-driven approaches perform better than the supply-driven alternatives. However, neither of them takes an integrated perspective on water supply and sanitation nor is one superior to the other. A comparative study of supply- and demand-driven

---

<sup>2</sup> This estimate was arrived at based on estimates on diarrhoea (Mendelsohn et al., 2008) and for malaria (Kakaliaya, 2012).

approaches in rural water supply programs across India reveal the average capital cost of a piped water supply scheme is about US\$ 136 (World Bank, 2008). The capital cost per household is relatively lower in schemes implemented by communities, as compared to those implemented by public utilities. Piped water supply schemes implemented by public utilities incur high institutional costs, partly due to the salary of government officials, but it is comparatively lower among the community implemented (piped water) schemes, because the communities take certain responsibilities and a comparatively lower salary for staff from the non-governmental organisations. While there is hardly any cost recovery from hand pumps (manual and deep bore-well), the recovery is higher in community-managed piped-water supply schemes than in government managed schemes. Operation and maintenance (O&M) costs among various schemes illustrate less allocation in this activity than the norm.

Three decades of experience in demand-driven approaches under various sectors has revealed a mixed response to improving the functioning of the water supply and sanitation programs compared to the traditional supply-driven mode<sup>3</sup>. The demand-driven approaches are plagued by limited participation, elite capture, and inadequate knowledge among communities forcing decision-makers to rethink their approach to water supply and sanitation. Participation is difficult to achieve fully, especially when communities are highly diverse. The demand-driven approaches place increasing pressure on communities to contribute more than their capability. No doubt involving communities and non-government organisations has developed innovative approaches (e.g., community-led total sanitation, Sulabh toilet, community-based water supply programs, rain-water harvesting, ECOSAN, water kiosk) to meet water supply and sanitation requirements. These have changed the conventional form of water supply and sanitation to a demand-driven form, which requires communities to sacrifice considerable time and resources to manage collective resources; added to this is a change in the technology, monitoring of water quality, water distribution and conflict resolution (Jha, 2010:19). An evaluation study of the Rajiv Gandhi Drinking Water Mission (Gol, 2010) reveals over half of the *Gram Panchayats* have expressed their inability to take responsibility for its operation and maintenance. Further, most of the village water and sanitation committees (VWSCs) are non-functional and there is little community involvement, with only one percent of households knowing the existence of the committee.

Many of these community-driven programs are marred by elite capture (Jha, 2010; Cullet, 2009). These elites play a 'cunning role' in exploiting the gaps in the policies, existing statutory legislation and socially embedded norms and values to facilitate their own objectives (Saravanan, 2008). Examining a *Swajaldhara* program in a district in Uttar Pradesh, Srivastava (2012) revealed that the role of local patronage ties was effectively used to mobilise the rural population and participation remained a mere fiction. Enforcing community participation often leads to reinforcing certain traditional (menial) tasks carried out by certain sections of society, often the scheduled caste and scheduled tribe. For instance, collecting water, cleaning drains, and disposing of garbage and human waste were often considered to be the tasks of particular castes. Re-invoking community practices sometimes leads to reinforcing these cultural practices, which the government and civil societies are struggling to eliminate. In the process, often families and children from lower castes are menially employed to dispose of the excreta (Stalin, 2007). The demand-driven approaches often are considered 'projects', which are discrete, stand alone, bounded by a timeframe to achieve targets and outcomes, and not appropriate to resolve complex problems (Allan, 2012), like water supply, sanitation provision and sewerage system.

---

<sup>3</sup> A similar finding is notable by Eguavoen and Youkhana (2008), who argue that none of the management options offers a solution to the prevalent water management problems in Ghana, but both carry the potential to do so.

After almost three decades of experience with demand-driven approaches, and over half a century of experience with supply-driven approaches (Table 2), we can conclude that both these approaches lead to increasing water scarce habitation, water quality problems and services not reaching the poor. What is important is not supply versus demand, rather it is government supplying the demand for water, and government creating demand for communities to supply (dispose) their sanitation waste. While government recognises the importance of community participation in several of their policy documents, rarely are these supported (or existing legislation modified) with legislation to monitor and regulate the water use, promote participation, promote equity and place conflict resolution mechanisms to ensure smooth functioning of the community institutions. There is a democratic deficit in water law-making (Cullet, 2012). The government has to tailor its regulation as per the existence of social capital (Isham & Kähkönen, 2002). Facilitating such reforms requires the government to formulate rules to sustain these efforts, and reconcile the top-down and bottom-up approach.

Tab 2: Lesson from supply- and demand-driven approaches to water supply and sanitation in India

| Supply-driven Approach                                     | Demand-Driven Approach   |
|--|--|
| Increasing water scarce habitations                        | Increasing water scarce habitations  |
| Growing water quality problems                             | Growing water quality problems   |
| Inadequate participation from communities                  | Inadequate support from government agencies                                    |
| Inadequate planning and management of the technical system | Inadequate knowledge among communities to plan and manage the technical system |
| Programs benefiting the elites (or non-poor)               | Projects benefiting the elites (or non-poor)                                   |

## Governing integrated water infrastructure: supplying the demand, demanding the supply

An integrated water infrastructure requires development agencies, namely the government, to identify socially and environmentally safe water sources, treat and transport this water, store it in a hygienic environment to ensure adequate supply to meet diverse water demand through pricing and regulation. The users (domestic, industries and commercial establishments), on the other hand, should efficiently use, pay the price and maintain hygiene standards. A cross-country analysis (Krause, 2009) of about 69 developing countries reveals the significance of ‘governance’<sup>4</sup> mechanism to address water and sanitation. Though the analyses are suggestive, it offers helpful insights on the role of governance on water and sanitation services in the developing world. The Krause (2009) cross-country analysis reveals the importance of a broader institutional and political environment, and sector-specific institutions and policies play a crucial role in expanding safe water and basic sanitation in the developing world.

An integrated water infrastructure should ensure safety, sufficiency (minimum amount required per person per day), equity, regularity (availability of water close to 24x7), accessibility and affordability for various users for improved public health and environmental sustainability (Krause, 2009: 12). ‘Safety’ meaning providing potable water and sanitation services that minimise health

<sup>4</sup> It is defined as political governance of a country or sub-national political environment as well as sector-specific institutions and regulations involved in water and sanitation.

risks. This requires development agencies to diagnose the contextual (geological, climate and social) characteristics for the sourcing of water that is environmentally and socially safe, efficiently transporting and treating the same for effective distribution to the users. Ensuring a sufficient amount to these users who are diverse requires regulation for proportionate sharing. Adequate policies, regulation and delivery of services enable the government to regulate the distribution of water equitably across users, gender, race and social settings. It is about distributing quality water, not a quantitative of water regularly<sup>5</sup>. Moreover given people are willing to pay for a quality service, which is visible for many illegal drinking water and sanitation connections in cities, but equally requires government to effectively deliver the services. Such an integrated water infrastructure cannot be primarily the sole responsibility of the state nor of the community, though the former holds a greater responsibility in placing policies, legislations and administrative structure in place to supply quality drinking water to users, and to place infrastructure (technical, institutional and social) to create demand for users to effectively dispose of the wastewater. This could be complemented with an anti-filth campaign.

Inadequate water infrastructure to supply treated water and the disposal of sewerage waters has only placed immense burden on the people to treat water and to dispose of wastewater that is hygienic and environmentally safe. Many international agencies have considered the WSS targets, without meaningful local adaptation (Fukuda-Parr, 2008). It is important that national and international agencies realise the cause [of poor water quality?], than simply pursuing the MDGs' target,

As the monsoon arrives, frequent media reports highlight the rise in water- and vector-borne diseases in a number of cities (refer to media reports Anparthi, 2012, Masand, 2012, The Hindu, 2012) mainly due to mixing of sewerage with drinking water in many localities. Europe came out of filth in the late 19<sup>th</sup> century through a sanitary revolution, which was identified as one of the most important medical milestones in the past 150 years by the British Medical Journal (2007). The integrated approach of sewerage disposal and piped (treated) water into homes played a major role in reducing diseases in Europe, more so than even medical intervention or the 'ladder approach' adopted by the JMP. Although the cost of the infrastructure has been high, these countries understood the integrated nature of water infrastructure, were able to mobilise funding, and coupled with an anti-filth campaign, the state played a substantial role in effectively delivering the management of infrastructure (Shah, 1997:25). Seldom do national and international development agencies recognise (or conveniently ignore) these important milestones in the developing world context.

Acknowledgement: The article was prepared as a background paper for a German Research Foundation (DFG) funded project 'Water Resources Institutions and Human Health in India'.

---

<sup>5</sup> In India it is hard to find a city or village where there is 24x7 supply of drinking water.



## References

- Agarwal, A. (1999, September 15-30). Promising water: Politicians do more to deplete water than provide people a sustained supply", *Down to Earth*. Retrieved from (<http://www.downtoearth.org.in/node/123/1999-9-15>)
- Ahamed, S., Sengupta, K. M., Mukherjee, A., Hossain, A., Das, B., Nayak, B., Pal, A., Mukherjee, C. S., Pati, S., Dutta, R. N., Chatterjee, G., Mukherjee, A., Srivastava, R., & Chakraborti, D. (2006). Arsenic groundwater contamination and its health effects in the state of Uttar Pradesh (up) in upper and middle Ganga plain, *Science of the Total Environment*, 370, 310-322.
- Allan, C. (2012). Rethinking the 'project': Bridging the polarized discourses of IWRM. *Journal of Environmental Policy and Planning*, 14(3), 231-241.
- Anparthi, A. (2012, April 5). Water-borne diseases on rise in city, *The Times of India*. Retrieved from ([http://articles.timesofindia.indiatimes.com/2012-04-05/nagpur/31293235\\_1\\_nagpur-municipal-corporation-waterborne-diseases-water-samples](http://articles.timesofindia.indiatimes.com/2012-04-05/nagpur/31293235_1_nagpur-municipal-corporation-waterborne-diseases-water-samples))
- Bennett, D. (2012). Does clean water make you dirty?: Water supply and sanitation in the Philippines. *Journal of Human Resources*, 47(1), 146-173.
- Briscoe, J., & Harvey, A.G. (1995). Financing water supply and sanitation under agenda 21. *Natural Resources Forum*, 19(1), 59-70.
- British Medical Journal. (2007). Medical milestones supplement. *British Medical Journal*, Supplement 1.
- CSE (2012). *Excreta matters: How urban India is soaking up water, polluting rivers and drowning in its own waste - State of India's environment: A citizens' report - Volume 1 and Volume 2*. New Delhi: Center for Science and Environment.
- Cullet, P. (2009). New policy framework for rural drinking water supply: Swajaldhara guidelines", *Economic and Political Weekly*, XLIV, 50, 47-54.
- Cullet, P. (2012): "Is water policy the new water law? Rethinking the place of law in water sector reforms", *IDS Bulletin*, 43(2), 69-78.
- Davis, J., White, G., Damodaran, S., & Thorsten, R. (2008). Improving access to water supply and sanitation in urban India: Microfinance for water and sanitation infrastructure development", *Water Science and Technology*, 58(4), 887-891.
- DfID. (2012). *Water, sanitation and hygiene portfolio review*. London: Department for International Development, UK.
- Economic Times. (2012, July 6). Toilets are being used for storing food grain: Rural development minister Jairam Ramesh", Retrieved from ([http://articles.economictimes.indiatimes.com/2012-07-06/news/32566184\\_1](http://articles.economictimes.indiatimes.com/2012-07-06/news/32566184_1))
- Eguavoen, I., & Youkhana, E. (2008) Small towns face big challenge: The management of piped systems after the water sector reform in Ghana. *ZEF Working Paper 26*, Center for Development Research (ZEF), Bonn, University of Bonn.
- Fukuda-Parr, S. (2008). Are the MDGs priority in development strategies and aid programmes? Only few are! International Poverty Centre Working Paper, 48, New York, United Nations 325 Development Program.
- Garduno H., Romani, S., Sengupta, B., Tuinhof, A., & Davis, R. (2011). *India groundwater governance; Case study, water partnership program, World Bank*. Retrieved from (<http://cgwb.gov.in/documents/papers/incidpapers/paper%20&20-%20Ghosh.pdf>).
- Gol. (1980). *Accessibility of the poor to the rural water supply - A quick evaluation study -1980* (PEO Study No.111). New Delhi: Program Evaluation Organization, Planning Commission, Government of India.
- Gol. (1996). *Evaluation report on accelerated rural water supply program* (PEO Study No. 165). New Delhi: Program Evaluation Organization, Planning Commission, Government of India.
- Gol. (2002). *India assessment 2002 - Water supply and sanitation - A WHO-UNICEF sponsored study*. New Delhi: Planning Commission, Government of India.

- Gol. (2010). *Evaluation study on Rajiv Gandhi national drinking water mission* (PEO Report No. 213). New Delhi: Program Evaluation Organization, Planning Commission, Government of India.
- Gol. (2011a, September). *Report of the Working Group on Rural Domestic Water and Sanitation. Twelfth Five Year Plan 2012-2017*. Location??: Ministry of Drinking Water and Sanitation, Government of India.
- Gol. (2011b, September). *Report of the Working Group on Urban Domestic Water and Sanitation. Twelfth Five Year Plan 2012-2017*. Location??: Ministry of Drinking Water and Sanitation, Government of India.
- Gol. (2011). *Towards Nirmal Bharat - Rural sanitation and hygiene strategy 2012-2022*. New Delhi: Department of Drinking Water and Sanitation, Ministry of Rural Development, Government of India.
- Gol. (2012). *Household amenities census - 2011* (Report for Office of the Registrar General). New Delhi: Ministry of Home Affairs, Government of India. Retrieved from ([http://censusindia.gov.in/2011census/hlo/hlo\\_highlights.html](http://censusindia.gov.in/2011census/hlo/hlo_highlights.html)).
- Isham, J., & Kähkönen, S. (2002). *Institutional dimensions of the impact of community-based water services: Evidence from Sri Lanka and India*. (Middlebury College Economics Discussion Paper No. 02-20). Vermont: Department of Economics, Middlebury College.
- Jalan, J., & Martin, R. (2003). Does piped water reduce diarrhoea for children in rural India? *Journal of Econometrics*, 112, 153-173.
- Jha, N. (2010). Access to the poor to water supply and sanitation in India: Salient concepts, issues and cases (Working Paper No. 62). Brazil: International Policy Centre for Inclusive Growth, United Nations Development Program.
- Joshi, D, Fawcett, B., & Fouzia, M. (2011). Health, hygiene and appropriate sanitation: Experiences and perceptions of the urban poor. *Environment and Urbanization*, 23(1): 91-111.
- Katrina, J. (In press). Improved source, improved quality? Demand for drinking water quality in rural India. *Journal of Environmental Economics and Management*. Retrieved from <http://dx.doi.org/10.1016/j.jeem.2013.05.001>
- Krause, M. (2009). *The political economy of water and sanitation*. New York and London: Routledge Publishers.
- Kvanström, E., McConville, J., Bracken, P., Johansson, M., & Fogde, M. (2011). The sanitation ladder - A need for a revamp? *Journal of Water, Sanitation and Hygiene for Development*, 1(1), 3-12.
- Masand, P. (2012, July 15). Viral activity, gastro on upswing. *The Times of India*. Retrieved from ([http://articles.timesofindia.indiatimes.com/2012-07-15/mumbai/32684926\\_1\\_viral-infections-water-taps-water-purifiers](http://articles.timesofindia.indiatimes.com/2012-07-15/mumbai/32684926_1_viral-infections-water-taps-water-purifiers))
- Mohan, R. R. V. (2003). Rural water supply in India: Trends in institutionalizing people's participation", *Water International*, 28(4), 442-453.
- Mukherjee, S. (2012). "Role of farmers in protecting groundwater in Lower Bhawani River Basin of Tamil Nadu, India", In A. Prakash, V. S. Saravanan & J. Chourey (Eds.), *Interlacing Water and Human Health: Case Studies from South Asia* (pp. 258-286). New Delhi: Sage Publishers.
- NDTV. (2012a, February 18). Women demand mobile phones, not toilets: Jairam Ramesh. *New Delhi Television*. Retrieved from <http://www.ndtv.com/article/india/women-demand-mobile-phones-not-toilets-jairam-ramesh-177257>).
- NDTV. (2012b, March 13). Half of India defecates in the open but owns a mobile phone: Household amenities census. *NDTV*. Retrieved from (<http://www.ndtv.com/article/india/half-of-india-defecates-in-the-open-but-owns-a-mobile-phone-household-amenities-census-185623>).
- NIUA. (2005). *Status of water supply, sanitation and solid waste management in urban areas* (Report from National Institute of Urban Affairs (NIUA)). Sponsored by Central Public Health and Environmental Engineering Organization (CPHEEO). New Delhi: Ministry of Urban Development, Government of India.
- Prasad, R. (2012, June 14). India is drowning in its own excreta. *The Hindu*. Retrieved from (<http://www.thehindu.com/health/policy-and-issues/article3524150.ece>).

- Romani, S. (2006). —Ground Water Management -Emerging Challenges. In S. Romani et al., eds. *Ground Water Governance*. New Delhi: Capital Publishing Co.
- Roy, J. (2008). Economic benefits of arsenic removal from ground water – A case study from West Bengal, India. *Science of the Total Environment*, 397(2008), 1-12.
- Ruet, J., Saravanan, V.S., & Zerah, M.H. 2002. *Water and sanitation scenario in Indian metropolitan cities* (Occasional Paper Series No. 6). New Delhi: Centre for Sciences and Humanise (CSH), French Institutes of India, French Embassy.
- Saxena, N. C. (1998). *Rural water supply: Increasing gap*. Location??: Planning Commission, Government of India. Retrieved from (<http://planningcommission.nic.in/reports/articles/ncsxna/index.php?repts=water.htm#null>)
- Shah, G. (1997). *Public health and urban development - The plague in surat*. (New Delhi/ Thousand Oaks/ London: Sage Publisher).
- Ravishankar, S. S. (2002). *Wisdom for the new millennium*. 2nd Edition. Bangalore: The Art of Living Foundation & Vayakti Vikas Kendra, India.
- Sood, P. (2012). Urban sanitation hopelessly inadequate: Parliament panel. *India Sanitation Portal*. Retrieved from <http://www.indiasanitationportal.org/2197>.
- Srivastava, S. (2012). Swajaldhara: 'rversed' realities in rural water supply in India, *IDS Bulletin*, 43(2), 37-43.
- Stalin, K. (2007). India untouched -stories of a people apart. Location??: Ahmedabad, Drishti Media Collective. Retrieved from <http://www.youtube.com/watch?v=lgDGmYdhZvU> ).
- The Hindu. (2012, July 28). As diarrhoea rages, public anger boils over. Retrieved from <http://www.thehindu.com/news/cities/chennai/article3693622.ece>
- The Hindu. (2012, October 6). A Yatra for proper sanitation in rural India. Retrieved from <http://www.thehindu.com/news/states/other-states/a-yatra-for-proper-sanitation-in-rural-india/article3969673.ece>
- UNICEF/WHO. (2011). Drinking water equity, safety and sustainability (Thematic Report on Drinking Water 2011). New York: WHO/UNICEF Joint Monitoring Programme for Water Supply and Sanitation (JMP), UNICEF.
- UN Millennium Project. (2005). *Health, dignity and development: What will it take? - Task force on water and sanitation*. London: Sterling, Earthscan.
- WHO. (2006, November 9). *Vector-borne diseases in India - Report of a brainstorming session*. (Report for World Health Organization). New Delhi: Regional Office for South-East Asia.
- WHO. (2012). *Global costs and benefits of drinking-water supply and sanitation interventions to reach the MDG target and universal coverage*. Geneva: World Health Organization.
- WHO-UNICEF. (2010). Types of drinking-water sources and sanitation. Location??: Joint Monitoring Programme. Retrieved from <http://www.wssinfo.org/definitions-methods/watsan-categories>
- World Bank. (2008). *Review of effectiveness of rural water supply schemes in India* (Report 44789). New Delhi: Sustainable Development Unit, South Asia Region, The World Bank.
- WSP. (2000). Arsenic mitigation in West Bengal and Bangladesh: Helping households respond to a water quality crisis (Case Study 31425). *Water and Sanitation Program Newsletter*. New Delhi: World Bank-South Asia Office. Retrieved from [http://www-wds.worldbank.org/servlet/WDSContentServer/IW3P/IB/2005/02/01/000090341\\_20050201151051/Rendered/PDF/3142500WSP0case0study0arsenic0mitigation.pdf](http://www.wds.worldbank.org/servlet/WDSContentServer/IW3P/IB/2005/02/01/000090341_20050201151051/Rendered/PDF/3142500WSP0case0study0arsenic0mitigation.pdf)
- WSP. (2011). Trends in private sector participation in the Indian water sector. A critical review. *Water and Sanitation Programme Field Note*. Water and Sanitation Program. New Delhi: World Bank.

1. Evers, Hans-Dieter and Solvay Gerke (2005). Closing the Digital Divide: Southeast Asia's Path Towards a Knowledge Society.
2. Bhuiyan, Shajahan and Hans-Dieter Evers (2005). Social Capital and Sustainable Development: Theories and Concepts.
3. Schetter, Conrad (2005). Ethnicity and the Political Reconstruction of Afghanistan.
4. Kassahun, Samson (2005). Social Capital and Community Efficacy. In Poor Localities of Addis Ababa Ethiopia.
5. Fuest, Veronika (2005). Policies, Practices and Outcomes of Demand-oriented Community Water Supply in Ghana: The National Community Water and Sanitation Programme 1994 – 2004.
6. Menkhoff, Thomas and Hans-Dieter Evers (2005). Strategic Groups in a Knowledge Society: Knowledge Elites as Drivers of Biotechnology Development in Singapore.
7. Mollinga, Peter P. (2005). The Water Resources Policy Process in India: Centralisation, Polarisation and New Demands on Governance.
8. Evers, Hans-Dieter (2005). Wissen ist Macht: Experten als Strategische Gruppe.
- 8.a Evers, Hans-Dieter and Solvay Gerke (2005). Knowledge is Power: Experts as Strategic Group.
9. Fuest, Veronika (2005). Partnerschaft, Patronage oder Paternalismus? Eine empirische Analyse der Praxis universitärer Forschungskooperation mit Entwicklungsländern.
10. Laube, Wolfram (2005). Promise and Perils of Water Reform: Perspectives from Northern Ghana.
11. Mollinga, Peter P. (2004). Sleeping with the Enemy: Dichotomies and Polarisation in Indian Policy Debates on the Environmental and Social Effects of Irrigation.
12. Wall, Caleb (2006). Knowledge for Development: Local and External Knowledge in Development Research.
13. Laube, Wolfram and Eva Youkhana (2006). Cultural, Socio-Economic and Political Con-straints for Virtual Water Trade: Perspectives from the Volta Basin, West Africa.
14. Hornidge, Anna-Katharina (2006). Singapore: The Knowledge-Hub in the Straits of Malacca.
15. Evers, Hans-Dieter and Caleb Wall (2006). Knowledge Loss: Managing Local Knowledge in Rural Uzbekistan.
16. Youkhana, Eva; Lautze, J. and B. Barry (2006). Changing Interfaces in Volta Basin Water Management: Customary, National and Transboundary.
17. Evers, Hans-Dieter and Solvay Gerke (2006). The Strategic Importance of the Straits of Malacca for World Trade and Regional Development.
18. Hornidge, Anna-Katharina (2006). Defining Knowledge in Germany and Singapore: Do the Country-Specific Definitions of Knowledge Converge?
19. Mollinga, Peter M. (2007). Water Policy – Water Politics: Social Engineering and Strategic Action in Water Sector Reform.
20. Evers, Hans-Dieter and Anna-Katharina Hornidge (2007). Knowledge Hubs Along the Straits of Malacca.
21. Sultana, Nayeem (2007). Trans-National Identities, Modes of Networking and Integration in a Multi-Cultural Society. A Study of Migrant Bangladeshis in Peninsular Malaysia.
22. Yalcin, Resul and Peter M. Mollinga (2007). Institutional Transformation in Uzbekistan's Agricultural and Water Resources Administration: The Creation of a New Bureaucracy.
23. Menkhoff, T.; Loh, P. H. M.; Chua, S. B.; Evers, H.-D. and Chay Yue Wah (2007). Riau Vegetables for Singapore Consumers: A Collaborative Knowledge-Transfer Project Across the Straits of Malacca.
24. Evers, Hans-Dieter and Solvay Gerke (2007). Social and Cultural Dimensions of Market Expansion.

25. Obeng, G. Y.; Evers, H.-D.; Akuffo, F. O., Braimah, I. and A. Brew-Hammond (2007). Solar PV Rural Electrification and Energy-Poverty Assessment in Ghana: A Principal Component Analysis.
26. Eguavo, Irit; E. Youkhana (2008). Small Towns Face Big Challenge. The Management of Piped Systems after the Water Sector Reform in Ghana.
27. Evers, Hans-Dieter (2008). Knowledge Hubs and Knowledge Clusters: Designing a Knowledge Architecture for Development
28. Ampomah, Ben Y.; Adjei, B. and E. Youkhana (2008). The Transboundary Water Resources Management Regime of the Volta Basin.
29. Saravanan.V.S.; McDonald, Geoffrey T. and Peter P. Mollinga (2008). Critical Review of Integrated Water Resources Management: Moving Beyond Polarised Discourse.
30. Laube, Wolfram; Awo, Martha and Benjamin Schraven (2008). Erratic Rains and Erratic Markets: Environmental change, economic globalisation and the expansion of shallow groundwater irrigation in West Africa.
31. Mollinga, Peter P. (2008). For a Political Sociology of Water Resources Management.
32. Hauck, Jennifer; Youkhana, Eva (2008). Histories of water and fisheries management in Northern Ghana.
33. Mollinga, Peter P. (2008). The Rational Organisation of Dissent. Boundary concepts, boundary objects and boundary settings in the interdisciplinary study of natural resources management.
34. Evers, Hans-Dieter; Gerke, Solvay (2009). Strategic Group Analysis.
35. Evers, Hans-Dieter; Benedikter, Simon (2009). Strategic Group Formation in the Mekong Delta - The Development of a Modern Hydraulic Society.
36. Obeng, George Yaw; Evers, Hans-Dieter (2009). Solar PV Rural Electrification and Energy-Poverty: A Review and Conceptual Framework With Reference to Ghana.
37. Scholtes, Fabian (2009). Analysing and explaining power in a capability perspective.
38. Eguavo, Irit (2009). The Acquisition of Water Storage Facilities in the Abay River Basin, Ethiopia.
39. Hornidge, Anna-Katharina; Mehmood Ul Hassan; Mollinga, Peter P. (2009). 'Follow the Innovation' – A joint experimentation and learning approach to transdisciplinary innovation research.
40. Scholtes, Fabian (2009). How does moral knowledge matter in development practice, and how can it be researched?
41. Laube, Wolfram (2009). Creative Bureaucracy: Balancing power in irrigation administration in northern Ghana.
42. Laube, Wolfram (2009). Changing the Course of History? Implementing water reforms in Ghana and South Africa.
43. Scholtes, Fabian (2009). Status quo and prospects of smallholders in the Brazilian sugarcane and ethanol sector: Lessons for development and poverty reduction.
44. Evers, Hans-Dieter; Genschick, Sven; Schraven, Benjamin (2009). Constructing Epistemic Landscapes: Methods of GIS-Based Mapping.
45. Saravanan V.S. (2009). Integration of Policies in Framing Water Management Problem: Analysing Policy Processes using a Bayesian Network.
46. Saravanan V.S. (2009). Dancing to the Tune of Democracy: Agents Negotiating Power to Decentralise Water Management.
47. Huu, Pham Cong; Rhlers, Eckart; Saravanan, V. Subramanian (2009). Dyke System Planning: Theory and Practice in Can Tho City, Vietnam.
48. Evers, Hans-Dieter; Bauer, Tatjana (2009). Emerging Epistemic Landscapes: Knowledge Clusters in Ho Chi Minh City and the Mekong Delta.
49. Reis, Nadine; Mollinga, Peter P. (2009). Microcredit for Rural Water Supply and Sanitation in the Mekong Delta. Policy implementation between the needs for clean water and 'beautiful latrines'.

50. Gerke, Solvay; Ehlert, Judith (2009). Local Knowledge as Strategic Resource: Fishery in the Seasonal Floodplains of the Mekong Delta, Vietnam
51. Schraven, Benjamin; Eguavoen, Irit; Manske, Günther (2009). Doctoral degrees for capacity development: Results from a survey among African BiGS-DR alumni.
52. Nguyen, Loan (2010). Legal Framework of the Water Sector in Vietnam.
53. Nguyen, Loan (2010). Problems of Law Enforcement in Vietnam. The Case of Wastewater Management in Can Tho City.
54. Oberkircher, Lisa et al. (2010). Rethinking Water Management in Khorezm, Uzbekistan. Concepts and Recommendations.
55. Waibel, Gabi (2010). State Management in Transition: Understanding Water Resources Management in Vietnam.
56. Saravanan V.S.; Mollinga, Peter P. (2010). Water Pollution and Human Health. Transdisciplinary Research on Risk Governance in a Complex Society.
57. Vormoor, Klaus (2010). Water Engineering, Agricultural Development and Socio-Economic Trends in the Mekong Delta, Vietnam.
58. Hornidge, Anna-Katharina; Kurfürst, Sandra (2010). Envisioning the Future, Conceptualising Public Space. Hanoi and Singapore Negotiating Spaces for Negotiation.
59. Mollinga, Peter P. (2010). Transdisciplinary Method for Water Pollution and Human Health Research.
60. Youkhana, Eva (2010). Gender and the development of handicraft production in rural Yucatán/Mexico.
61. Naz, Farha; Saravanan V. Subramanian (2010). Water Management across Space and Time in India.
62. Evers, Hans-Dieter; Nordin, Ramli, Nienkemoer, Pamela (2010). Knowledge Cluster Formation in Peninsular Malaysia: The Emergence of an Epistemic Landscape.
63. Mehmood Ul Hassan; Hornidge, Anna-Katharina (2010). 'Follow the Innovation' – The second year of a joint experimentation and learning approach to transdisciplinary research in Uzbekistan.
64. Mollinga, Peter P. (2010). Boundary concepts for interdisciplinary analysis of irrigation water management in South Asia.
65. Noelle-Karimi, Christine (2006). Village Institutions in the Perception of National and International Actors in Afghanistan. **(Amu Darya Project Working Paper No. 1)**
66. Kuzmits, Bernd (2006). Cross-bordering Water Management in Central Asia. **(Amu Darya Project Working Paper No. 2)**
67. Schetter, Conrad; Glassner, Rainer; Karokhail, Masood (2006). Understanding Local Violence. Security Arrangements in Kandahar, Kunduz and Paktia. **(Amu Darya Project Working Paper No. 3)**
68. Shah, Usman (2007). Livelihoods in the Asqalan and Sufi-Qarayateem Canal Irrigation Systems in the Kunduz River Basin. **(Amu Darya Project Working Paper No. 4)**
69. ter Steege, Bernie (2007). Infrastructure and Water Distribution in the Asqalan and Sufi-Qarayateem Canal Irrigation Systems in the Kunduz River Basin. **(Amu Darya Project Working Paper No. 5)**
70. Mielke, Katja (2007). On The Concept of 'Village' in Northeastern Afghanistan. Explorations from Kunduz Province. **(Amu Darya Project Working Paper No. 6)**
71. Mielke, Katja; Glassner, Rainer; Schetter, Conrad; Yarash, Nasratullah (2007). Local Governance in Warsaj and Farkhar Districts. **(Amu Darya Project Working Paper No. 7)**
72. Meininghaus, Esther (2007). Legal Pluralism in Afghanistan. **(Amu Darya Project Working Paper No. 8)**
73. Yarash, Nasratullah; Smith, Paul; Mielke, Katja (2010). The fuel economy of mountain villages in Ishkamish and Burka (Northeast Afghanistan). Rural subsistence and urban marketing patterns. **(Amu Darya Project Working Paper No. 9)**
74. Oberkircher, Lisa (2011). 'Stay – We Will Serve You Plov!'. Puzzles and pitfalls of water research in rural Uzbekistan.

75. Shtaltovna, Anastasiya; Hornidge, Anna-Katharina; Mollinga, Peter P. (2011). The Reinvention of Agricultural Service Organisations in Uzbekistan – a Machine-Tractor Park in the Khorezm Region.
76. Stellmacher, Till; Grote, Ulrike (2011). Forest Coffee Certification in Ethiopia: Economic Boon or Ecological Bane?
77. Gatzweiler, Franz W.; Baumüller, Heike; Ladenburger, Christine; von Braun, Joachim (2011). Marginality. Addressing the roots causes of extreme poverty.
78. Mielke, Katja; Schetter, Conrad; Wilde, Andreas (2011). Dimensions of Social Order: Empirical Fact, Analytical Framework and Boundary Concept.
79. Yarash, Nasratullah; Mielke, Katja (2011). The Social Order of the Bazaar: Socio-economic embedding of Retail and Trade in Kunduz and Imam Sahib
80. Baumüller, Heike; Ladenburger, Christine; von Braun, Joachim (2011). Innovative business approaches for the reduction of extreme poverty and marginality?
81. Ziai, Aram (2011). Some reflections on the concept of 'development'.
82. Saravanan V.S., Mollinga, Peter P. (2011). The Environment and Human Health - An Agenda for Research.
83. Eguavoen, Irit; Tesfai, Weyni (2011). Rebuilding livelihoods after dam-induced relocation in Koga, Blue Nile basin, Ethiopia.
84. Eguavoen, I., Sisay Demeku Derib et al. (2011). Digging, damming or diverting? Small-scale irrigation in the Blue Nile basin, Ethiopia.
85. Genschick, Sven (2011). Pangasius at risk - Governance in farming and processing, and the role of different capital.
86. Quy-Hanh Nguyen, Hans-Dieter Evers (2011). Farmers as knowledge brokers: Analysing three cases from Vietnam's Mekong Delta.
87. Poos, Wolf Henrik (2011). The local governance of social security in rural Surkhondarya, Uzbekistan. Post-Soviet community, state and social order.
88. Graw, Valerie; Ladenburger, Christine (2012). Mapping Marginality Hotspots. Geographical Targeting for Poverty Reduction.
89. Gerke, Solvay; Evers, Hans-Dieter (2012). Looking East, looking West: Penang as a Knowledge Hub.
90. Turaeva, Rano (2012). Innovation policies in Uzbekistan: Path taken by ZEFa project on innovations in the sphere of agriculture.
91. Gleisberg-Gerber, Katrin (2012). Livelihoods and land management in the Ioba Province in south-western Burkina Faso.
92. Hiemenz, Ulrich (2012). The Politics of the Fight Against Food Price Volatility – Where do we stand and where are we heading?
93. Baumüller, Heike (2012). Facilitating agricultural technology adoption among the poor: The role of service delivery through mobile phones.
94. Akpabio, Emmanuel M.; Saravanan V.S. (2012). Water Supply and Sanitation Practices in Nigeria: Applying Local Ecological Knowledge to Understand Complexity.
95. Evers, Hans-Dieter; Nordin, Ramli (2012). The Symbolic Universe of Cyberjaya, Malaysia.
96. Akpabio, Emmanuel M. (2012). Water Supply and Sanitation Services Sector in Nigeria: The Policy Trend and Practice Constraints.
97. Boboyorov, Hafiz (2012). Masters and Networks of Knowledge Production and Transfer in the Cotton Sector of Southern Tajikistan.
98. Van Assche, Kristof; Hornidge, Anna-Katharina (2012). Knowledge in rural transitions - formal and informal underpinnings of land governance in Khorezm.
99. Eguavoen, Irit (2012). Blessing and destruction. Climate change and trajectories of blame in Northern Ghana.

100. Callo-Concha, Daniel; Gaiser, Thomas and Ewert, Frank (2012). Farming and cropping systems in the West African Sudanian Savanna. WASCAL research area: Northern Ghana, Southwest Burkina Faso and Northern Benin.
101. Sow, Papa (2012). Uncertainties and conflicting environmental adaptation strategies in the region of the Pink Lake, Senegal.
102. Tan, Siwei (2012). Reconsidering the Vietnamese development vision of “industrialisation and modernisation by 2020”.
103. Ziai, Aram (2012). Postcolonial perspectives on ‘development’.
104. Kelboro, Girma; Stellmacher, Till (2012). Contesting the National Park theorem? Governance and land use in Nech Sar National Park, Ethiopia.
105. Kotsila, Panagiota (2012). “Health is gold”: Institutional structures and the realities of health access in the Mekong Delta, Vietnam.
106. Mandler, Andreas (2013). Knowledge and Governance Arrangements in Agricultural Production: Negotiating Access to Arable Land in Zarafshan Valley, Tajikistan.
107. Tsegai, Daniel; McBain, Florence; Tischbein, Bernhard (2013). Water, sanitation and hygiene: the missing link with agriculture.
108. Pangaribowo, Evita Hanie; Gerber, Nicolas; Torero, Maximo (2013). Food and Nutrition Security Indicators: A Review.
109. von Braun, Joachim; Gerber, Nicolas; Mirzabaev, Alisher; Nkonya Ephraim (2013). The Economics of Land Degradation.
110. Stellmacher, Till (2013). Local forest governance in Ethiopia: Between legal pluralism and livelihood realities.
111. Evers, Hans-Dieter; Purwaningrum, Farah (2013). Japanese Automobile Conglomerates in Indonesia: Knowledge Transfer within an Industrial Cluster in the Jakarta Metropolitan Area.
112. Waibel, Gabi; Benedikter, Simon (2013). The formation water user groups in a nexus of central directives and local administration in the Mekong Delta, Vietnam.
113. Ayaribilla Akudugu, Jonas; Laube, Wolfram (2013). Implementing Local Economic Development in Ghana: Multiple Actors and Rationalities.
114. Malek, Mohammad Abdul; Hossain, Md. Amzad; Saha, Ratnajit; Gatzweiler, Franz W. (2013). Mapping marginality hotspots and agricultural potentials in Bangladesh.
115. Siriwardane, Rapti; Winands, Sarah (2013). Between hope and hype: Traditional knowledge(s) held by marginal communities.
116. Nguyen, Thi Phuong Loan (2013). The Legal Framework of Vietnam’s Water Sector: Update 2013.
117. Shtaltovna, Anastasiya (2013). Knowledge gaps and rural development in Tajikistan. Agricultural advisory services as a panacea?
118. Van Assche, Kristof; Hornidge, Anna-Katharina; Shtaltovna, Anastasiya; Boboyorov, Hafiz (2013). Epistemic cultures, knowledge cultures and the transition of agricultural expertise. Rural development in Tajikistan, Uzbekistan and Georgia.
119. Schädler, Manuel; Gatzweiler, Franz W. (2013). Institutional Environments for Enabling Agricultural Technology Innovations: The role of Land Rights in Ethiopia, Ghana, India and Bangladesh.
120. Eguavoen, Irit; Schulz, Karsten; de Wit, Sara; Weisser, Florian; Müller-Mahn, Detlef (2013). Political dimensions of climate change adaptation. Conceptual reflections and African examples.
121. Feuer, Hart Nadav; Hornidge, Anna-Katharina; Schetter, Conrad (2013). Rebuilding Knowledge. Opportunities and risks for higher education in post-conflict regions.
122. Dörendahl, Esther I. (2013). Boundary work and water resources. Towards improved management and research practice?
123. Baumüller, Heike (2013). Mobile Technology Trends and their Potential for Agricultural Development



**124.** Saravanan, V.S. (2013). "Blame it on the community, immunize the state and the international agencies." An assessment of water supply and sanitation programs in India.

<http://www.zef.de/workingpapers.html>

## ZEF Development Studies

edited by  
Solvay Gerke and Hans-Dieter Evers

Center for Development Research (ZEF),  
University of Bonn

Shahjahan H. Bhuiyan  
*Benefits of Social Capital. Urban Solid Waste Management in Bangladesh*  
Vol. 1, 2005, 288 p., 19.90 EUR, br. ISBN 3-8258-8382-5

Veronika Fuest  
*Demand-oriented Community Water Supply in Ghana. Policies, Practices and Outcomes*  
Vol. 2, 2006, 160 p., 19.90 EUR, br. ISBN 3-8258-9669-2

Anna-Katharina Hornidge  
*Knowledge Society. Vision and Social Construction of Reality in Germany and Singapore*  
Vol. 3, 2007, 200 p., 19.90 EUR, br. ISBN 978-3-8258-0701-6

Wolfram Laube  
*Changing Natural Resource Regimes in Northern Ghana. Actors, Structures and Institutions*  
Vol. 4, 2007, 392 p., 34.90 EUR, br. ISBN 978-3-8258-0641-5

Lirong Liu  
*Wirtschaftliche Freiheit und Wachstum. Eine internationale vergleichende Studie*  
Vol. 5, 2007, 200 p., 19.90 EUR, br. ISBN 978-3-8258-0701-6

Phuc Xuan To  
*Forest Property in the Vietnamese Uplands. An Ethnography of Forest Relations in Three Dao Villages*  
Vol. 6, 2007, 296 p., 29.90 EUR, br. ISBN 978-3-8258-0773-3

Caleb R.L. Wall, Peter P. Mollinga (Eds.)  
*Fieldwork in Difficult Environments. Methodology as Boundary Work in Development Research*  
Vol. 7, 2008, 192 p., 19.90 EUR, br. ISBN 978-3-8258-1383-3

Solvay Gerke, Hans-Dieter Evers, Anna-K. Hornidge (Eds.)  
*The Straits of Malacca. Knowledge and Diversity*  
Vol. 8, 2008, 240 p., 29.90 EUR, br. ISBN 978-3-8258-1383-3

Caleb Wall  
*Argorods of Western Uzbekistan. Knowledge Control and Agriculture in Khorezm*  
Vol. 9, 2008, 384 p., 29.90 EUR, br. ISBN 978-3-8258-1426-7

Irit Eguavoen  
*The Political Ecology of Household Water in Northern Ghana*  
Vol. 10, 2008, 328 p., 34.90 EUR, br. ISBN 978-3-8258-1613-1

Charlotte van der Schaaf  
*Institutional Change and Irrigation Management in Burkina Faso. Flowing Structures and Concrete Struggles*  
Vol. 11, 2009, 344 p., 34.90 EUR, br. ISBN 978-3-8258-1624-7

Nayeem Sultana  
*The Bangladeshi Diaspora in Peninsular Malaysia. Organizational Structure, Survival Strategies and Networks*  
Vol. 12, 2009, 368 p., 34.90 EUR, br. ISBN 978-3-8258-1629-2

Peter P. Mollinga, Anjali Bhat, Saravanan V.S. (Eds.)  
*When Policy Meets Reality. Political Dynamics and the Practice of Integration in Water Resources Management Reform*  
Vol. 13, 2010, 216 p., 29.90 EUR, br., ISBN 978-3-643-10672-8

Irit Eguavoen, Wolfram Laube (Eds.)  
*Negotiating Local Governance. Natural Resources Management at the Interface of Communities and the State*  
Vol. 14, 2010, 248 p., 29.90 EUR, br., ISBN 978-3-643-10673-5

William Tsuma  
*Gold Mining in Ghana. Actors, Alliances and Power*  
Vol. 15, 2010, 256 p., 29.90 EUR, br., ISBN 978-3-643-10811-1

Thim Ly  
*Planning the Lower Mekong Basin: Social Intervention in the Se San River*  
Vol. 16, 2010, 240 p., 29.90 EUR, br., ISBN 978-3-643-10834-0

Tatjana Bauer  
*The Challenge of Knowledge Sharing - Practices of the Vietnamese Science Community in Ho Chi Minh City and the Mekong Delta*  
Vol. 17, 2011, 304 p., 29.90 EUR, br., ISBN 978-3-643-90121-7

Pham Cong Huu  
*Floods and Farmers - Politics, Economics and Environmental Impacts of Dyke Construction in the Mekong Delta / Vietnam*  
Vol. 18, 2012, 200 p., 29.90 EUR, br., ISBN 978-3-643-90167-5

Judith Ehlert  
*Beautiful Floods - Environmental Knowledge and Agrarian Change in the Mekong Delta, Vietnam*  
Vol. 19, 2012, 256 S., 29,90 EUR, br, ISBN 978-3-643-90195-8

Nadine Reis  
*Tracing and Making the State - Policy practices and domestic water supply in the Mekong Delta, Vietnam*  
Vol. 20, 2012, 272 S., 29.90 EUR, br., ISBN 978-3-643-90196-5

Martha A. Awo  
*Marketing and Market Queens - A study of tomato farmers in the Upper East region of Ghana*  
Vol. 21, 2012, 192 S., 29.90 EUR, br., ISBN 978-3-643-90234-4

Asghar Tahmasebi  
*Pastoral Vulnerability to Socio-political and Climate Stresses - The Shahsevan of North Iran*  
Vol. 22, 2013, 192 S., 29.90 EUR, br., ISBN 978-3-643-90357-0

Anastasiya Shtaltovna  
*Servicing Transformation - Agricultural Service Organisations and Agrarian Change in Post-Soviet Uzbekistan*  
Vol. 23, 2013, 216 S., 29.90 EUR, br., ISBN 978-3-643-90358-7

Hafiz Boboyorov  
*Collective Identities and Patronage Networks in Southern Tajikistan*  
Vol. 24, 2013, 304 S., 34.90 EUR, br., ISBN 978-3-643-90382-2



Zentrum für Entwicklungsforschung  
Center for Development Research  
University of Bonn

# Working Paper Series

Authors: V.S.Saravanan  
Contact: s.saravanan@uni-bonn.de

Published by:  
Zentrum für Entwicklungsforschung (ZEF)  
Center for Development Research  
Walter-Flex-Straße 3  
D – 53113 Bonn  
Germany  
Phone: +49-228-73-1861  
Fax: +49-228-73-1869  
E-Mail: zef@uni-bonn.de  
[www.zef.de](http://www.zef.de)