

Ozabaci, Deniz; Henderson, Daniel J.; Su, Liangjun

Working Paper

Additive Nonparametric Regression in the Presence of Endogenous Regressors

IZA Discussion Papers, No. 8144

Provided in Cooperation with:

IZA – Institute of Labor Economics

Suggested Citation: Ozabaci, Deniz; Henderson, Daniel J.; Su, Liangjun (2014) : Additive Nonparametric Regression in the Presence of Endogenous Regressors, IZA Discussion Papers, No. 8144, Institute for the Study of Labor (IZA), Bonn

This Version is available at:

<https://hdl.handle.net/10419/96755>

Standard-Nutzungsbedingungen:

Die Dokumente auf EconStor dürfen zu eigenen wissenschaftlichen Zwecken und zum Privatgebrauch gespeichert und kopiert werden.

Sie dürfen die Dokumente nicht für öffentliche oder kommerzielle Zwecke vervielfältigen, öffentlich ausstellen, öffentlich zugänglich machen, vertreiben oder anderweitig nutzen.

Sofern die Verfasser die Dokumente unter Open-Content-Lizenzen (insbesondere CC-Lizenzen) zur Verfügung gestellt haben sollten, gelten abweichend von diesen Nutzungsbedingungen die in der dort genannten Lizenz gewährten Nutzungsrechte.

Terms of use:

Documents in EconStor may be saved and copied for your personal and scholarly purposes.

You are not to copy documents for public or commercial purposes, to exhibit the documents publicly, to make them publicly available on the internet, or to distribute or otherwise use the documents in public.

If the documents have been made available under an Open Content Licence (especially Creative Commons Licences), you may exercise further usage rights as specified in the indicated licence.

IZA DP No. 8144

Additive Nonparametric Regression in the Presence of Endogenous Regressors

Deniz Ozabaci
Daniel J. Henderson
Liangjun Su

April 2014

Additive Nonparametric Regression in the Presence of Endogenous Regressors

Deniz Ozabaci

State University of New York, Binghamton

Daniel J. Henderson

*University of Alabama
and IZA*

Liangjun Su

Singapore Management University

Discussion Paper No. 8144

April 2014

IZA

P.O. Box 7240
53072 Bonn
Germany

Phone: +49-228-3894-0
Fax: +49-228-3894-180
E-mail: iza@iza.org

Any opinions expressed here are those of the author(s) and not those of IZA. Research published in this series may include views on policy, but the institute itself takes no institutional policy positions. The IZA research network is committed to the IZA Guiding Principles of Research Integrity.

The Institute for the Study of Labor (IZA) in Bonn is a local and virtual international research center and a place of communication between science, politics and business. IZA is an independent nonprofit organization supported by Deutsche Post Foundation. The center is associated with the University of Bonn and offers a stimulating research environment through its international network, workshops and conferences, data service, project support, research visits and doctoral program. IZA engages in (i) original and internationally competitive research in all fields of labor economics, (ii) development of policy concepts, and (iii) dissemination of research results and concepts to the interested public.

IZA Discussion Papers often represent preliminary work and are circulated to encourage discussion. Citation of such a paper should account for its provisional character. A revised version may be available directly from the author.

ABSTRACT

Additive Nonparametric Regression in the Presence of Endogenous Regressors

In this paper we consider nonparametric estimation of a structural equation model under full additivity constraint. We propose estimators for both the conditional mean and gradient which are consistent, asymptotically normal, oracle efficient and free from the curse of dimensionality. Monte Carlo simulations support the asymptotic developments. We employ a partially linear extension of our model to study the relationship between child care and cognitive outcomes. Some of our (average) results are consistent with the literature (e.g., negative returns to child care when mothers have higher levels of education). However, as our estimators allow for heterogeneity both across and within groups, we are able to contradict many findings in the literature (e.g., we do not find any significant differences in returns between boys and girls or for formal versus informal child care).

JEL Classification: C14, C36, I21, J13

Keywords: additive regression, endogeneity, generated regressors, oracle estimation, structural equation, child care, nonparametric regression, test scores

Corresponding author:

Daniel J. Henderson
Department of Economics, Finance and Legal Studies
University of Alabama
Tuscaloosa, AL 35487-0224
USA
E-mail: djhender@cba.ua.edu

1 Introduction

Nonparametric and semiparametric estimation of structural equation models is becoming increasingly popular in the literature (e.g., Ai and Chen, 2003; Chen and Pouzo, 2012; Darolles et al., 2011; Gao and Phillips, 2013; Hall and Horowitz, 2005; Martins-Filho and Yao, 2012; Newey and Powell, 2003; Newey et al., 1999; Pinkse, 2000; Roehrig, 1988; Su and Ullah, 2008; Su et al., 2013; Vella, 1991). In this paper, we are interested in improving efficiency by imposing a full additivity constraint on each equation. Our starting point is the triangular system in Newey et al. (1999). While the assumptions of their model are relatively restrictive as compared to other examples in the literature, their estimator is typically easier to implement, which is useful for applied work. While many existing estimators allow for full flexibility, they also suffer from the curse of dimensionality.

To combat the curse, we impose an additivity constraint on each stage and propose a three step estimation procedure for our additively separable nonparametric structural equation model. We employ series/sieve estimators for our first two-stages. The first-stage involves separate (additive) regressions of each endogenous regressor on each of the exogenous regressors in order to obtain consistent estimates of the residuals. These residuals are used in our second-stage regression where we perform a single (additive) regression of our response variable on each of the endogenous regressors (not their predictions), the “included” exogenous regressors and each of the residuals from the first-stage regressions. Our final-step (one stage backfitting) involves (univariate) local-linear kernel regressions to estimate the conditional mean and gradient of each of our additive components. This process allows our final-stage estimators to be free from the curse of dimensionality. Further, our estimators have the oracle property. In other words, each additive component can be estimated with the same asymptotic accuracy as if all the other components in the regression model were known up to a location parameter (e.g., see Henderson and Parmeter, 2014, Horowitz, 2014, or Li and Racine, 2007).

We prove that our conditional mean and gradient estimates are consistent and asymptotically normal. We provide the uniform convergence rate for the additive components and their gradients. Our theoretical findings show that our final-stage estimator has asymptotic bias and variance equivalent to those of a single dimension nonparametric local-linear regression estimator. We further propose a partially linear extension of our model. We argue that the parametric components can be estimated at the parametric root- n rate and conclude that our estimates of

the additive components and associated gradients remain unaffected in the asymptotic sense. Finite sample results for each of our proposed estimators are analyzed via a set of Monte Carlo simulations and support the asymptotic developments.

To showcase our estimators with empirical data, we consider a proper application relating child care use to cognitive outcomes for children (controlling for likely endogeneity). Specifically, we use the data in Bernal and Keane (2011) to examine the relationship between child test scores (our cognitive outcome) from single mothers and cumulative child care (both formal and informal). The extensive set of instrumental variables in the data set allows us to have a stronger set of instruments than what is typically used in the literature and our more flexible (partially linear) estimator leads to more insights as we can exploit the heterogeneity present both between and within groups (e.g., male versus female children).

Our empirical results show both similarities and differences from the existing literature. When we look at the average values of our estimates, we find similar results to those in Bernal and Keane (2011). On average we find mostly positive returns (to test scores) from marginal changes in income, mother's education and AFQT score. However, the mean is but one point estimate. When we check the distribution of the estimated returns, we see that the main reason behind lower returns to child care use is the *amount* of cumulative child care rather than the type. Specifically, we show that as the amount of child care use increases, additional units of child care lead to even lower returns. Bernal and Keane (2011) argue that those who use informal child care (versus formal) and girls (versus boys) receive lower returns. Our distributions of returns show no significant differences between these groups. We also find evidence of both positive and negative returns to child care use. When we analyze the characteristics of the children in each group (positive versus negative returns to child care), we find that children with negative returns are those whose mothers have higher levels education, experience and AFQT scores. Conversely, those children with positive returns typically have mother's with lower levels of education, experience and AFQT scores.

The paper is organized as follows. Section 2 describes our methodology whereas the third section presents the asymptotic results. Section 4 considers an extension to a partially linear model and Section 5 examines the finite sample performance of our estimators via Monte Carlo simulations. The sixth section gives the empirical application and the final section concludes. All the proofs of the main theorems are relegated to the appendix. Additional proofs for the technical lemmas are provided in the online supplemental material.

Notation. For a real matrix A , we denote its transpose as A' , its Frobenius norm as $\|A\|$ ($\equiv [\text{tr}(AA')]^{1/2}$), its spectral norm as $\|A\|_{\text{sp}}$ ($\equiv \sqrt{\lambda_{\max}(A'A)}$), where $\text{tr}(\cdot)$ is the trace operator, \equiv means “is defined as” and $\lambda_{\max}(\cdot)$ denotes the largest eigenvalue of a real symmetric matrix (similarly, $\lambda_{\min}(\cdot)$ denotes the smallest eigenvalue of a real symmetric matrix). Note that the two norms are equal when A is a vector. For any function $q(\cdot)$ defined on the real line, we use $\dot{q}(\cdot)$ and $\ddot{q}(\cdot)$ to denote its first and second derivatives, respectively. We use \xrightarrow{D} and \xrightarrow{P} to denote convergence in distribution and probability, respectively.

2 Methodology

In this section, we introduce our model and then propose a three-step estimation procedure that is a combination of both series and kernel methods.

2.1 Model

We start with the basic set-up of Newey et al. (1999). They consider a triangular system of the following form

$$\begin{cases} Y = g(\mathbf{X}, \mathbf{Z}_1) + \varepsilon, \\ \mathbf{X} = m(\mathbf{Z}_1, \mathbf{Z}_2) + \mathbf{U}, \quad E(\mathbf{U}|\mathbf{Z}_1, \mathbf{Z}_2) = 0, \quad E(\varepsilon|\mathbf{Z}_1, \mathbf{Z}_2, \mathbf{U}) = E(\varepsilon|\mathbf{U}), \end{cases} \quad (2.1)$$

where $\mathbf{X} = (X_1, \dots, X_{d_x})'$ is a $d_x \times 1$ vector of endogenous regressors, $\mathbf{Z}_1 = (Z_{11}, \dots, Z_{1d_1})'$ is a $d_1 \times 1$ vector of “included” exogenous regressors, $\mathbf{Z}_2 \equiv (Z_{21}, \dots, Z_{2d_2})'$ is a $d_2 \times 1$ vector of “excluded” exogenous regressors, $g(\cdot, \cdot)$ denotes the true unknown structural function of interest, $m \equiv (m_1, \dots, m_{d_x})'$ is a $d_x \times 1$ vector of smooth functions of the instruments \mathbf{Z}_1 and \mathbf{Z}_2 and ε and $\mathbf{U} \equiv (U_1, \dots, U_{d_x})'$ are error terms. Newey et al. (1999) are interested in estimating $g(\cdot, \cdot)$ consistently.

Newey et al. (1999) show that $g(\cdot, \cdot)$ can be identified up to an additive constant under the key identification conditions that $E(\mathbf{U}|\mathbf{Z}_1, \mathbf{Z}_2) = 0$ and $E(\varepsilon|\mathbf{Z}_1, \mathbf{Z}_2, \mathbf{U}) = E(\varepsilon|\mathbf{U})$. If these conditions hold, then

$$\begin{aligned} E(Y|\mathbf{X}, \mathbf{Z}_1, \mathbf{Z}_2, \mathbf{U}) &= g(\mathbf{X}, \mathbf{Z}_1) + E(\varepsilon|\mathbf{X}, \mathbf{Z}_1, \mathbf{Z}_2, \mathbf{U}) = g(\mathbf{X}, \mathbf{Z}_1) + E(\varepsilon|\mathbf{Z}_1, \mathbf{Z}_2, \mathbf{U}) \\ &= g(\mathbf{X}, \mathbf{Z}_1) + E(\varepsilon|\mathbf{U}). \end{aligned} \quad (2.2)$$

If \mathbf{U} is observed, this is a standard additive nonparametric regression model. However, in practice, \mathbf{U} is not observed and it needs to be replaced by a consistent estimate. This motivates Su and Ullah (2008) to consider a three-stage procedure to obtain consistent estimates of $g(\cdot, \cdot)$ via local-polynomial regressions. In the first-stage, they regress \mathbf{X} on $(\mathbf{Z}_1, \mathbf{Z}_2)$ via local-polynomial regression and obtain the residuals $\widehat{\mathbf{U}}$ from this first-stage reduced-form regression. In the second-stage, they estimate $E(Y|\mathbf{X}, \mathbf{Z}_1, \mathbf{U})$ via another local-polynomial regression by regressing \mathbf{Y} on \mathbf{X} , \mathbf{Z}_1 and $\widehat{\mathbf{U}}$. In the third-stage, they obtain the estimates of $g(\mathbf{x}, \mathbf{z}_1)$ via the method of marginal integration. Unlike previous works in the literature, including Newey et al. (1999), Pinkse (2000) and Newey and Powell (2003) that are based upon two-stage series approximations and only establish mean square and uniform convergence, they establish the asymptotic distribution for their three step local-polynomial estimator.

There are two drawbacks associated with the estimator of Su and Ullah (2008). First, it is subject to the notorious ‘‘curse of dimensionality’’. Without any extra restriction, the convergence rate of their second and third-stage estimators depend on $2d_x + d_1$ and $d_x + d_1$, respectively, which can be quite slow if either d_x or d_1 is not small. As a result, their estimates may perform badly even for moderately large sample sizes when $d_x + d_1 \geq 3$. Second, their estimator does not have the oracle property which an optimal estimator of the additive component in a nonparametric regression model should exhibit. In this paper we try to address both issues.

To alleviate the curse of dimensionality problem, we propose to impose some amount of structure on $g(\mathbf{X}, \mathbf{Z}_1)$, $E(\varepsilon|\mathbf{U})$ and $m_l(\mathbf{Z}_1, \mathbf{Z}_2)$, where $l = 1, \dots, d_x$. Specifically, we assume that $E(\varepsilon) = 0$ and the above nonparametric objects have additive forms:

$$\begin{aligned} g(\mathbf{X}, \mathbf{Z}_1) &= \mu_g + g_1(X_1) + \dots + g_{d_x}(X_{d_x}) + g_{d_x+1}(Z_{11}) + \dots + g_{d_x+d_1}(Z_{1d_1}), \\ E(\varepsilon|\mathbf{U}) &= \mu_\varepsilon + g_{d_x+d_1+1}(U_1) + \dots + g_{2d_x+d_1}(U_{d_x}), \text{ and} \\ m_l(\mathbf{Z}_1, \mathbf{Z}_2) &= \mu_l + m_{l,1}(Z_{11}) + \dots + m_{l,d_1}(Z_{1d_1}) + m_{l,d_1+1}(Z_{21}) + \dots + m_{l,d}(Z_{2d_2}), \end{aligned}$$

where $l = 1, \dots, d_x$ and $d = d_1 + d_2$. Consequently, we have

$$\begin{aligned} E(Y|\mathbf{X}, \mathbf{Z}_1, \mathbf{Z}_2, \mathbf{U}) &= \mu + g_1(X_1) + \dots + g_{d_x}(X_{d_x}) + g_{d_x+1}(Z_{11}) + \dots + g_{d_x+d_1}(Z_{1d_1}) \\ &\quad + g_{d_x+d_1+1}(U_1) + \dots + g_{2d_x+d_1}(U_{d_x}) \equiv \bar{g}(\mathbf{X}, \mathbf{Z}_1, \mathbf{U}), \end{aligned} \tag{2.3}$$

where $\mu = \mu_g + \mu_\varepsilon$. Note that the $g_j(\cdot)$'s are not fully identified without further restriction. Depending on the method that is used to estimate the additive components, different identification

conditions can be imposed. For example, for the method of marginal integration, a convenient set of identification conditions would be that each additive component (other than μ) in (2.3) has expectation zero.

Horowitz (2014) reviews methods for estimating nonparametric additive models, including the backfitting method, the marginal integration method, the series method and the mixture of a series method and a backfitting method to obtain oracle efficiency. It is well known that it is more difficult to study the asymptotic property of the backfitting estimator than the marginal integration estimator, but the latter has a curse of dimensionality problem if additivity is not imposed at the outset of estimation as in conventional kernel methods. Other problems that are associated with the marginal integration estimator include its lack of oracle property and its heavy computational burden. Kim et al. (1999) try to address the latter two problems by proposing a fast instrumental variable (IV) pilot estimator. However, they *cannot* avoid the curse of dimensionality problem. In fact, their IV pilot estimator depends on the estimation of the density function of the regressors at all data points. In addition, their paper ignores the notorious *boundary bias* problem for kernel density estimates and because their IV pilot estimate is not uniformly consistent on the full support, they have to use a *trimming* scheme to obtain the second-stage oracle estimator. To overcome the curse of dimensionality problem, Horowitz and Mammen (2004) propose a two-step estimation procedure with series estimation of the nonparametric additive components followed by a backfitting step that turns the series estimates into kernel estimates that are both oracle efficient and free of the curse of dimensionality.

Below we follow the lead of Horowitz and Mammen (2004) and propose a three-stage estimation procedure that is computationally efficient, oracle efficient and fully overcomes the curse of dimensionality. We shall adopt the following identification restrictions: $g_l(0) = g_l(x_l)|_{x_l=0} = 0$ for $l = 1, \dots, 2d_x + d_1$, and $m_{l,k}(0) = 0$ for $l = 1, \dots, d_x$ and $k = 1, 2, \dots, d$. Similar identification conditions are also adopted in Li (2000). The difference between our models and theirs is that their model does not allow for endogenous regressors. This complicates our problem relative to theirs as the endogeneity requires us to replace the unobserved errors in the second-stage with residuals. Hence, we need to take care of the additional bias factor from the first-step. Further, we also analyze the gradients of the additive nonparametric components.

2.2 Estimation

Given a random sample of n observations $\{Y_i, \mathbf{X}_i, \mathbf{Z}_{1i}, \mathbf{Z}_{2i}\}_{i=1}^n$ where $\mathbf{X}_i = (X_{1i}, \dots, X_{d_x i})'$, $\mathbf{Z}_{1i} = (Z_{11,i}, \dots, Z_{1d_1,i})'$ and $\mathbf{Z}_{2i} = (Z_{21,i}, \dots, Z_{2d_2,i})'$, we propose the following three-stage estimation procedure:

1. For $l = 1, \dots, d_x$, let $\tilde{\mu}_l$, $\{\tilde{m}_{l,k}(Z_{1k,i}), k = 1, \dots, d_1\}$ and $\{\tilde{m}_{l,d_1+j}(Z_{2j,i}), j = 1, \dots, d_2\}$, denote the series estimates of μ_l , $\{m_{l,k}(Z_{1k,i}), k = 1, \dots, d_1\}$ and $\{m_{l,d_1+j}(Z_{2j,i}), j = 1, \dots, d_2\}$ in the nonparametric additive regression

$$X_{li} = \mu_l + m_{l,1}(Z_{11,i}) + \dots + m_{l,d_1}(Z_{1d_1,i}) + m_{l,d_1+1}(Z_{21,i}) + \dots + m_{l,d}(Z_{2d_2,i}) + U_{li}.$$

Let $\tilde{U}_{li} \equiv X_{li} - \tilde{\mu}_l - \tilde{m}_{l,1}(Z_{11,i}) - \dots - \tilde{m}_{l,d_1}(Z_{1d_1,i}) - \tilde{m}_{l,d_1+1}(Z_{21,i}) - \dots - \tilde{m}_{l,d}(Z_{2d_2,i})$ for $l = 1, \dots, d_x$ and $i = 1, \dots, n$.

2. Estimate μ , $\{g_l(X_{li}), l = 1, \dots, d_x\}$, $\{g_{d_x+j}(Z_{1j,i}), j = 1, \dots, d_1\}$, $\{g_{d_x+d_1+k}(\tilde{U}_{ki}), k = 1, \dots, d_x\}$, in the following additive regression model

$$\begin{aligned} Y_i &= \mu + g_1(X_{1i}) + \dots + g_{d_x}(X_{d_x i}) + g_{d_x+1}(Z_{11,i}) + \dots + g_{d_x+d_1}(Z_{1d_1,i}) \\ &\quad + g_{d_x+d_1+1}(\tilde{U}_{1i}) + \dots + g_{2d_x+d_1}(\tilde{U}_{d_x i}) + \epsilon_i \end{aligned}$$

by the series method. Denote the estimates as $\tilde{\mu}$, $\{\tilde{g}_l(X_{li}), l = 1, \dots, d_x\}$, $\{\tilde{g}_{d_x+j}(Z_{1j,i}), j = 1, \dots, d_1\}$ and $\{\tilde{g}_{d_x+d_1+k}(\tilde{U}_{ki}), k = 1, \dots, d_x\}$.

3. Estimate $g_1(x_1)$ and its first-order derivative by the local-linear regression of $\tilde{Y}_{1i} = Y_i - \tilde{\mu} - \tilde{g}_2(X_{2i}) - \dots - \tilde{g}_{d_x}(X_{d_x i}) - \tilde{g}_{d_x+1}(Z_{11,i}) - \dots - \tilde{g}_{d_x+d_1}(Z_{1d_1,i}) - \tilde{g}_{d_x+d_1+1}(\tilde{U}_{1i}) - \dots - \tilde{g}_{2d_x+d_1}(\tilde{U}_{d_x i})$ on X_{1i} . Estimates of the other additive components in (2.3) and their first-order derivatives are obtained analogously.

In relation to Horowitz and Mammen (2004), the above first-stage is new as we have to replace the unobservable U_{li} by their consistent estimates in the second-stage. In addition, Horowitz and Mammen (2004) are only interested in estimation of the nonparametric additive components themselves, while we are also interested in estimating the first-order derivatives (gradients). Alternatively, we could follow Kim et al. (1999) and use the kernel estimator in the first two-stages. The oracle estimator of Kim et al. (1999) has gained popularity in recent years. For example, Ozabaci and Henderson (2012) obtain the gradients of their estimator for

the local-constant case and Martins-Filho and Yang (2007) consider the local-linear version of the oracle estimator, both assuming strictly exogenous regressors. However, as mentioned above, using the kernel estimators in the first two-stages here has several disadvantages and does not avoid the curse of dimensionality problem.

For notational simplicity, let $\mathbf{W} = (\mathbf{X}', \mathbf{Z}'_1, \mathbf{U}')'$ and $\mathbf{w} = (\mathbf{x}', \mathbf{z}'_1, \mathbf{u}')'$, where, e.g., $\mathbf{u} = (u_1, \dots, u_{d_x})'$ denotes a realization of \mathbf{U} . We shall use $\mathcal{Z} \equiv \mathcal{Z}_1 \times \mathcal{Z}_2$ and $\mathcal{W} \equiv \mathcal{X} \times \mathcal{Z}_1 \times \mathcal{U}$ to denote the support of $(\mathbf{Z}_1, \mathbf{Z}_2)$ and \mathbf{W} , respectively. Let $\{p_l(\cdot), l = 1, 2, \dots\}$ denote a sequence of basis functions. Let $\kappa_1 = \kappa_1(n)$ and $\kappa = \kappa(n)$ be some integers such that $\kappa_1, \kappa \rightarrow \infty$ as $n \rightarrow \infty$. Let $p^{\kappa_1}(v) \equiv [p_1(v), \dots, p_{\kappa_1}(v)]'$. Define

$$P^{\kappa_1}(\mathbf{z}_1, \mathbf{z}_2) \equiv [1, p^{\kappa_1}(z_{11})', \dots, p^{\kappa_1}(z_{1d_1})', p^{\kappa_1}(z_{21})', \dots, p^{\kappa_1}(z_{2d_2})']', \text{ and}$$

$$\Phi^\kappa(\mathbf{w}) \equiv [1, p^\kappa(x_1)', \dots, p^\kappa(x_{d_x})', p^\kappa(z_{11})', \dots, p^{\kappa_1}(z_{1d_1})', p^\kappa(u_1)', \dots, p^\kappa(u_{d_x})']'.$$

For each $(\mathbf{z}_1, \mathbf{z}_2) \in \mathcal{Z}$, we approximate $m_l(\mathbf{z}_1, \mathbf{z}_2)$ and $\bar{g}(\mathbf{w})$ by $P^{\kappa_1}(\mathbf{z}_1, \mathbf{z}_2)' \boldsymbol{\alpha}_l$ and $\Phi^\kappa(\mathbf{w})' \boldsymbol{\beta}$, respectively, for $l = 1, \dots, d_x$, where $\boldsymbol{\alpha}_l \equiv (\mu_l, \boldsymbol{\alpha}'_{l,1}, \dots, \boldsymbol{\alpha}'_{l,d})'$ and $\boldsymbol{\beta} = (\mu, \boldsymbol{\beta}'_1, \dots, \boldsymbol{\beta}'_{2d_x+d_1})'$ are $(1 + d\kappa_1) \times 1$ and $(1 + (2d_x + d_1)\kappa) \times 1$ vectors of unknown parameters to be estimated. Here, each $\boldsymbol{\alpha}_{l,k}$, $k = 1, \dots, d$, is a $\kappa_1 \times 1$ vector and each $\boldsymbol{\beta}_j$, $j = 1, \dots, 2d_x + d_1$, is a $\kappa \times 1$ vector. Let \mathbb{S}_{1k} and \mathbb{S}_k denote $\kappa_1 \times (1 + d\kappa_1)$ and $\kappa \times (1 + (2d_x + d_1)\kappa)$ selection matrices, respectively, such that $\mathbb{S}_{1k}\boldsymbol{\alpha}_l = \boldsymbol{\alpha}_{l,k}$ and $\mathbb{S}_k\boldsymbol{\beta}_l = \boldsymbol{\beta}_l$.

To obtain the first-stage estimators of the $m_l(\cdot)$'s, let $\tilde{\boldsymbol{\alpha}}_l \equiv (\tilde{\mu}_l, \tilde{\boldsymbol{\alpha}}'_{l,1}, \dots, \tilde{\boldsymbol{\alpha}}'_{l,d})'$ be the solution to $\min_{\boldsymbol{\alpha}_l} n^{-1} \sum_{i=1}^n [X_{li} - P^{\kappa_1}(\mathbf{Z}_{1i}, \mathbf{Z}_{2i})' \boldsymbol{\alpha}_l]^2$. The series estimator of $m_l(\mathbf{z})$ is given by

$$\begin{aligned} \tilde{m}_l(\mathbf{z}_1, \mathbf{z}_2) &= P^{\kappa_1}(\mathbf{z}_1, \mathbf{z}_2)' \tilde{\boldsymbol{\alpha}}_l \\ &= P^{\kappa_1}(\mathbf{z}_1, \mathbf{z}_2) \left[n^{-1} \sum_{i=1}^n P^{\kappa_1}(\mathbf{Z}_{1i}, \mathbf{Z}_{2i}) P^{\kappa_1}(\mathbf{Z}_{1i}, \mathbf{Z}_{2i})' \right]^{-} n^{-1} \sum_{i=1}^n P^{\kappa_1}(\mathbf{Z}_{1i}, \mathbf{Z}_{2i}) X_{li}, \end{aligned}$$

where A^- denotes the Moore-Penrose generalized inverse of A . Note that we can write $\tilde{m}_l(\mathbf{z}_1, \mathbf{z}_2)$ as $\tilde{m}_l(\mathbf{z}_1, \mathbf{z}_2) = \tilde{\mu}_l + \sum_{k=1}^{d_1} \tilde{m}_{l,k}(z_{1k}) + \sum_{j=1}^{d_2} \tilde{m}_{l,d_1+j}(z_{2j})$, where $\tilde{m}_{l,k}(z_{1k}) = p^{\kappa_1}(z_{1k})' \tilde{\boldsymbol{\alpha}}_{l,k}$ is a series estimator of $m_{l,k}(z_{1k})$ for $k = 1, \dots, d_1$ and $\tilde{m}_{l,d_1+j}(z_{2j}) = p^{\kappa_1}(z_{2j})' \tilde{\boldsymbol{\alpha}}_{l,d_1+j}$ is a series estimator of $m_{l,d_1+j}(z_{2j})$ for $j = 1, \dots, d_2$.

To obtain the second-stage estimators of the $g_l(\cdot)$'s, let $\tilde{\boldsymbol{\beta}} \equiv (\tilde{\mu}, \tilde{\boldsymbol{\beta}}'_1, \dots, \tilde{\boldsymbol{\beta}}'_{2d_x+d_1})'$ be a solution to $\min_{\boldsymbol{\beta}} n^{-1} \sum_{i=1}^n [Y_i - P^\kappa(\tilde{\mathbf{W}}_i)' \boldsymbol{\beta}]^2$, where $\tilde{\mathbf{W}}_i = (\mathbf{X}'_i, \mathbf{Z}'_{1i}, \tilde{\mathbf{U}}'_i)'$ and $\tilde{\mathbf{U}}_i = (\tilde{U}_{1i}, \dots, \tilde{U}_{d_x i})'$. The series estimator of $\bar{g}(\mathbf{w})$ is given by

$$\tilde{\bar{g}}(\mathbf{w}) = P^\kappa(\mathbf{w})' \tilde{\boldsymbol{\beta}} = \tilde{\mu} + \sum_{l=1}^{d_x} \tilde{g}_l(x_l) + \sum_{k=1}^{d_1} \tilde{g}_{d_x+k}(z_{1k}) + \sum_{j=1}^{d_2} \tilde{g}_{d_x+d_1+k}(u_j).$$

Let $\gamma_1(x_1) \equiv [g_1(x_1), \dot{g}_1(x_1)]'$. We use $\hat{\gamma}_1(x_1) \equiv [\hat{g}_1(x_1), \hat{g}'_1(x_1)]'$ to denote the local-linear estimate of $\gamma_1(x_1)$ in the third-stage by using the kernel function $K(\cdot)$ and bandwidth h . Let $\tilde{\mathbf{Y}}_1 \equiv (\tilde{Y}_{11}, \dots, \tilde{Y}_{1n})'$, $X_{1i}^*(x_1) \equiv (1, X_{1i} - x_1)'$, $\mathbb{X}_1(x_1) \equiv [X_{11}^*(x_1), \dots, X_{1n}^*(x_1)]'$ and $\mathbb{K}_{x_1} \equiv \text{diag}(K_{1x_1}, \dots, K_{nx_1})$ where $K_{ix_1} \equiv K_h(X_{1i} - x_1)$ and $K_h(\cdot) \equiv K(\cdot/h)/h$. Then

$$\hat{\gamma}_1(x_1) = [\mathbb{X}_1(x_1)' \mathbb{K}_{x_1} \mathbb{X}_1(x_1)]^{-1} \mathbb{X}_1(x_1)' \mathbb{K}_{x_1} \tilde{\mathbf{Y}}_1.$$

Below we study the asymptotic properties of $\tilde{\boldsymbol{\beta}}$ and $\hat{\gamma}_1(x_1)$.

3 Asymptotic properties

In this section we state two theorems that give the main results of the paper. Even though several results are available in the literature on nonparametric or semiparametric regressions with nonparametrically generated regressors (see, e.g., Mammen et al., 2012 and Hahn and Ridder, 2013 for recent contributions), none of them can be directly applied to our framework. In particular, Hahn and Ridder (2013) study the asymptotic distribution of three-step estimators of a *finite-dimensional* parameter vector where the second-step consists of one or more nonparametric generated regressions on a regressor that is estimated in the first-step. In sharp contrast, our third-stage estimator is also a nonparametric estimator. Under fairly general conditions, Mammen et al. (2012) focus on two-stage nonparametric regression where the first-stage can be kernel or series estimation while the second-stage is local-linear estimation. In principle, we can treat our second and third-stage estimation as their first and second-stage estimation, respectively and then apply their results to our case. However, their results are built upon high-level assumptions and are usually not optimal. For this reason, we derive the asymptotic properties of our three-stage estimators under some primitive conditions specified in the preceding section.

Let Y_i , $\mathbf{W}_i \equiv (\mathbf{X}'_i, \mathbf{Z}_{1i}, \mathbf{U}'_i)'$, \mathbf{Z}_{2i} and U_{li} to denote the i th random observation of Y , \mathbf{W} , \mathbf{Z}_2 and U_l , respectively. Let $e_i \equiv Y_i - \bar{g}(\mathbf{X}_i, \mathbf{Z}_{1i}, \mathbf{U}_i)$ and $\Phi_i = \Phi^\kappa(\mathbf{W}_i)$, and $Q_{\Phi\Phi} \equiv E[\Phi_i \Phi'_i]$. The asymptotic properties of the second-stage series estimator $\tilde{\boldsymbol{\beta}}$ are reported in the following theorem.

Theorem 3.1 *Suppose that Assumptions A.1-A.5(i) in Appendix A hold. Then*

$$(i) \quad \tilde{\boldsymbol{\beta}} - \boldsymbol{\beta} = Q_{\Phi\Phi}^{-1} n^{-1} \sum_{i=1}^n \Phi_i e_i + Q_{\Phi\Phi}^{-1} n^{-1} \sum_{i=1}^n \Phi_i [\bar{g}(X_i, Z_{1i}, U_i) - \Phi'_i \boldsymbol{\beta}] - Q_{\Phi\Phi}^{-1} n^{-1} \sum_{i=1}^n \Phi_i \times \sum_{l=1}^{d_x} \dot{g}_{d_x+d_1+l}(U_{li}) (\tilde{U}_{li} - U_{li}) + \mathbf{R}_{n,\beta};$$

- (ii) $\|\tilde{\beta} - \beta\| = O_P(\nu_n + \nu_{1n})$;
 (iii) $\sup_{\mathbf{w} \in \mathcal{W}} |\tilde{g}(\mathbf{w}) - \bar{g}(\mathbf{w})| = O_P[\varsigma_{0\kappa}(\nu_n + \nu_{1n})]$;

where $\|\mathbf{R}_{n,\beta}\| = \tau_n O_P(\nu_n + \nu_{1n})$ and ν_{1n} , ν_n and τ_n are defined in Assumption A.5(i).

To appreciate the effect of the first-stage series estimation on the second-stage series estimation, let $\bar{\beta}$ denote a series estimator of β by using \mathbf{U}_i together with $(\mathbf{X}_i, \mathbf{Z}_{1i})$ as the regressors. Then it is standard to show that

$$\bar{\beta} - \beta = Q_{\Phi\Phi}^{-1} n^{-1} \sum_{i=1}^n \Phi_i e_i + Q_{\Phi\Phi}^{-1} n^{-1} \sum_{i=1}^n \Phi_i [\bar{g}(X_i, Z_{1i}, U_i) - \Phi_i' \beta] + \bar{\mathbf{R}}_{n,\beta}$$

and $\|\bar{\beta} - \beta\| = O_P(\nu_n)$, where $\|\bar{\mathbf{R}}_{n,\beta}\| = O_P(\kappa n^{-1/2} \nu_n) = o(\nu_n)$. The third term on the right hand side of the expression in Theorem 3.1(i) signifies the asymptotically non-negligible dominant effect of the first-stage estimation on the second-stage estimation.

With Theorem 3.1, it is straightforward to show the asymptotic joint distribution of our three-stage estimators of $g_1(x_1)$ and its gradient.

Theorem 3.2 *Let $H \equiv \text{diag}(1, h)$. Suppose that Assumptions A.1-A.5 in Appendix A hold.*

Then

(i) *(Normality)* $\sqrt{nh}H [\hat{\gamma}_1(x_1) - \gamma_1(x_1) - b_1(x_1)] \xrightarrow{D} N(0, \Omega_1(x_1))$, where $b_1(x_1) \equiv \begin{pmatrix} \frac{v_{21}}{2} h^2 \ddot{g}_1(x_1) \\ 0 \end{pmatrix}$, $\Omega_1(x_1) \equiv \begin{pmatrix} \sigma^2(x_1)/f_{X_1}(x_1) & 0 \\ 0 & v_{22}\sigma^2(x_1)/[v_{21}^2 f_{X_1}(x_1)] \end{pmatrix}$, $\sigma^2(x_1) \equiv E(e_i^2 | X_{1i} = x_1)$, $f_{X_1}(\cdot)$ denotes the probability density function (PDF) of X_{1i} , and $v_{st} \equiv \int v^s K(v)^t dv$ for $s, t = 0, 1, 2$.

(ii) *(Uniform consistency)* Suppose that $Q_{\Phi\Phi,e} \equiv E(\Phi_i \Phi_i' e_i^2)$ has bounded maximum eigenvalue. Then $\sup_{x_1 \in \mathcal{X}_1} \|H [\hat{\gamma}_1(x_1) - \gamma_1(x_1)]\| = O_P((nh/\log n)^{-1/2} + h^2)$.

Theorem 3.2(i) indicates that our three-step estimator of $\gamma_1(x_1) = [g_1(x_1), \dot{g}_1(x_1)]'$ has the asymptotic oracle property. The asymptotic distribution of the local-linear estimator of $\gamma_1(x_1)$ is not affected by random sampling errors in the first two-stage estimators. In fact, the three-step estimator of $\gamma_1(x_1)$ has the same asymptotic distribution that we would have if the other components in $\bar{g}(x, z_1, u)$ were known and a local-linear procedure is used to estimate $\gamma_1(x_1)$. Theorem 3.2(ii) gives the uniform convergence rate for $\hat{\gamma}_1(x_1)$. Similar properties can be established for the local-linear estimators of other components of $\bar{g}(x, z_1, u)$. In addition, following the standard exercise in the nonparametric kernel literature, we can also demonstrate that these estimators are asymptotically independently distributed.

4 Partially linear additive models

In this section we consider a slight extension of the model in (2.1) to the following partially linear functional coefficient model

$$\begin{cases} Y = g(\mathbf{X}, \mathbf{Z}_1) + \theta' \mathbf{V} + \varepsilon, \\ \mathbf{X} = m(\mathbf{Z}_1, \mathbf{Z}_2) + \Psi \mathbf{V} + \mathbf{U}, \quad E(\mathbf{U} | \mathbf{Z}_1, \mathbf{Z}_2, \mathbf{V}) = 0, \quad E(\varepsilon | \mathbf{Z}_1, \mathbf{Z}_2, \mathbf{U}, \mathbf{V}) = E(\varepsilon | \mathbf{U}), \quad E(\varepsilon) = 0, \end{cases} \quad (4.1)$$

where Y , \mathbf{X} , \mathbf{Z}_1 , \mathbf{Z}_2 , \mathbf{Z} , and ε are defined as above, \mathbf{V} is a $k \times 1$ vector of exogenous variables, θ is a $k \times 1$ parameter vector and $\Psi = [\psi'_1, \dots, \psi'_{d_x}]'$ is a $d_x \times k$ matrix of parameters in the reduced form regression for \mathbf{X} . To avoid the curse of dimensionality, we continue to assume that $m(\mathbf{Z}_1, \mathbf{Z}_2)$, $g(\mathbf{X}, \mathbf{Z}_1)$ and $E(\varepsilon | \mathbf{U})$ have the additive forms given in Section 2.1.

We remark that the results developed in previous sections extend straightforwardly to the model specified in (4.1). Note that

$$E(Y | \mathbf{X}, \mathbf{Z}_1, \mathbf{Z}_2, \mathbf{U}, \mathbf{V}) = g(\mathbf{X}, \mathbf{Z}_1) + E(\varepsilon | \mathbf{U}) + \theta' \mathbf{V} = \bar{g}(\mathbf{X}, \mathbf{Z}_1, \mathbf{U}) + \theta' \mathbf{V} \quad \text{and} \quad (4.2)$$

$$E(\mathbf{X} | \mathbf{Z}_1, \mathbf{Z}_2, \mathbf{V}) = m(\mathbf{Z}_1, \mathbf{Z}_2) + \Psi \mathbf{V}. \quad (4.3)$$

Given a random sample $\{(Y_i, \mathbf{X}_i, \mathbf{Z}_{1i}, \mathbf{Z}_{2i}, \mathbf{V}_i), i = 1, \dots, n\}$, we can continue to adopt the three-step procedure outlined in Section 2.2 to estimate the above model. First, we choose (α_l, ψ_l) to minimize $n^{-1} \sum_{i=1}^n [X_{li} - P^{\kappa_1}(\mathbf{Z}_{1i}, \mathbf{Z}_{2i})' \alpha_l - \mathbf{V}'_i \psi_l]^2$. Let $(\tilde{\alpha}_l, \tilde{\psi}_l)$ denote the solution. The series estimator of $m_l(\mathbf{z}_1, \mathbf{z}_2)$ is given by $\tilde{m}_l(\mathbf{z}_1, \mathbf{z}_2) = P^{\kappa_1}(\mathbf{z}_1, \mathbf{z}_2)' \tilde{\alpha}_l$. Define the residuals $\tilde{U}_{li} = X_{li} - \tilde{m}_l(\mathbf{Z}_{1i}, \mathbf{Z}_{2i}) - \tilde{\psi}'_l \mathbf{V}_i$. Let $\tilde{\mathbf{U}}_i = (\tilde{U}_{1i}, \dots, \tilde{U}_{d_x i})'$, $\tilde{\mathbf{W}}_i = (\mathbf{X}'_i, \mathbf{Z}'_{1i}, \tilde{\mathbf{U}}'_i)'$ and $P^\kappa(\tilde{\mathbf{W}}_i)$ be defined as before. Second, we choose (β, θ) to minimize $n^{-1} \sum_{i=1}^n [Y_i - P^\kappa(\tilde{\mathbf{W}}_i)' \beta - \mathbf{V}'_i \theta]^2$. Let $\tilde{\beta} \equiv (\tilde{\mu}, \tilde{\beta}'_1, \dots, \tilde{\beta}'_{2d_x+d_1})'$ and $\tilde{\theta}$ denote the solution. Define $\tilde{Y}_{1i} = Y_i - \tilde{\beta}'_{(-1)} P^\kappa(\tilde{\mathbf{W}}_i) - \tilde{\theta}' \mathbf{V}_i$ where $\tilde{\beta}_{(-1)}$ is defined as $\tilde{\beta}$ with its component $\tilde{\beta}_1$ being replaced by a $\kappa \times 1$ vector of zeros. Third, we estimate $g_1(x_1)$ and its first-order derivative by regressing \tilde{Y}_{1i} on X_{1i} via the local-linear procedure. Let $\hat{\gamma}_1(x_1)$ denote the estimate of $\gamma_1(x_1)$ via local-linear fitting.

It is well known that the finite dimensional parameter vectors ψ_l 's and θ can be estimated at the parametric \sqrt{n} -rate and the appearance of the linear components in (4.1) will not affect the asymptotic properties of $\tilde{\beta}$ and $\hat{\gamma}_1(x_1)$. To conserve space, we do not repeat the arguments here.

5 Finite sample properties

In this section we evaluate the finite sample properties of our estimator by simulations. We first look at four data generating processes (DGPs) to show the performance of our estimator. We then consider higher-dimensional data and compare our estimator to a fully nonparametric alternative of Su and Ullah (2008). We report the average bias, variance, and root mean square error (RMSE) for the final-stage conditional mean and gradients estimates across 1000 Monte Carlo simulations. We consider three different sample sizes: 100, 200 and 400.

5.1 Baseline simulations

We consider four different DGPs of structural equations between Y , X , Z (once for V in DGP 3), ε and u . Unless we state otherwise, Z_1 and Z_2 are independently distributed as uniform from zero to one ($U[0, 1]$) and ε and u are independently distributed as Gaussian with mean zero and variance one ($N(0, 1)$) and are mutually independent of one another and of X and (Z_1, Z_2) . For the first three DGPs, each error distribution is assumed to be homoskedastic.

Our first DGP is our baseline model and is given as

$$Y = \sin(X) + \sin(Z_1) + \varepsilon, \text{ and } X = \sin(Z_1) + \sin(Z_2) + u.$$

Our second DGP considers a slightly more complicated first-stage regression model as Z_2 enters the reduced form of X via the PDF of a logistic distribution

$$Y = 0.25X^2 + 0.5Z_1^2 + \varepsilon, \text{ and } X = 0.20Z_1^2 + \frac{e^{-Z_2}}{(1 + e^{-Z_2})^2} + u.$$

Our third DGP considers the partially linear extension where V_1 and V_2 are distributed via a binomial and Gaussian distribution, respectively:

$$Y = \sin(X) + \sin(Z_1) + 0.5V_1 + V_2 + \varepsilon, \text{ and } X = \sin(Z_1) + \sin(Z_2) + u.$$

Finally, our fourth DGP is similar to the first, but allows for heteroskedasticity (note that our theory allows for heteroskedasticity). Specifically, we allow the variance of ε to be a function of Z_1 and Z_2 via $0.1 + 0.5Z_1^2 + 0.5Z_2^2$. Apparently, $d_x = d_1 = d_2 = 1$ in DGPs 1-4.

We estimate the structural function in three steps. In the first two steps we use cubic B-splines for the sieve estimation and in the third step we use local-linear kernel regression. For the spline estimation, we specify the number of knots as $\lfloor 2n^{1/5} \rfloor$ so that $\kappa_1 = \kappa = \lfloor 2n^{1/5} \rfloor + 4$,

Table 1: Monte Carlo simulations for the final-stage conditional mean and gradient estimates

	$\hat{g}(\cdot, \cdot)$	$\frac{\partial \hat{g}(\cdot, \cdot)}{\partial x}$	$\frac{\partial \hat{g}(\cdot, \cdot)}{\partial z_1}$	$\hat{g}(\cdot, \cdot)$	$\frac{\partial \hat{g}(\cdot, \cdot)}{\partial x}$	$\frac{\partial \hat{g}(\cdot, \cdot)}{\partial z_1}$	$\hat{g}(\cdot, \cdot)$	$\frac{\partial \hat{g}(\cdot, \cdot)}{\partial x}$	$\frac{\partial \hat{g}(\cdot, \cdot)}{\partial z_1}$
	$n = 100$			$n = 200$			$n = 400$		
Bias									
DGP 1	0.0522	-0.0611	0.2847	0.0419	-0.0586	0.0092	0.0297	-0.0358	-0.0078
DGP 2	-0.0649	0.0525	-0.0346	-0.0621	0.0178	-0.0483	-0.0434	0.0577	-0.0013
DGP 3	0.0526	-0.0544	-0.0019	0.0371	-0.0575	-0.0024	0.0278	-0.0502	-0.0015
DGP 4	0.0515	-0.0341	0.0542	0.0412	-0.0556	0.0166	0.0285	-0.0347	-0.0138
Variance									
DGP 1	0.0526	0.0879	0.3017	0.0316	0.0593	0.1672	0.0195	0.0419	0.1120
DGP 2	0.1234	0.2485	0.7299	0.1211	0.2352	0.6851	0.0508	0.2242	0.3233
DGP 3	0.1170	0.1530	0.6956	0.0703	0.1054	0.4047	0.0443	0.0686	0.2732
DGP 4	0.1182	0.1520	0.6670	0.0692	0.1016	0.3773	0.0436	0.0714	0.2562
RMSE									
DGP 1	0.2468	0.3699	0.6608	0.1870	0.2938	0.4880	0.1465	0.2405	0.3785
DGP 2	0.3708	0.6714	0.9763	0.3701	0.6684	0.9310	0.2365	0.6382	0.6197
DGP 3	0.3589	0.4947	0.9839	0.2779	0.4143	0.7609	0.2199	0.3235	0.5865
DGP 4	0.3659	0.5004	0.9740	0.2755	0.3974	0.7161	0.2163	0.3171	0.5669

where $\lfloor \cdot \rfloor$ denotes the integer part of \cdot . For the kernel regression, we need to choose both the kernel function $K(\cdot)$ and the bandwidth parameter h . We apply the Gaussian kernel throughout the simulations and application: $K(v) = \exp(-v^2/2)/\sqrt{2\pi}$. There are two standard ways to choose the bandwidth. One is to apply Silverman's rule of thumb by setting $h = 1.06s_X n^{-1/5}$, where s_X denotes to sample standard deviation of X ; and the other is to consider leave-one-out least-squares cross-validation (LSCV). To save time on computation, we consider Silverman's rule-of-thumb choice of bandwidth. In our application, we will use generalized cross-validation (GCV) to choose the number of sieve basis terms in each of the first two steps' sieve estimation and LSCV to choose the bandwidth h in the last step kernel estimation. For example, in the first step, we choose κ_1 to minimize the following GCV objective function

$$GCV(\kappa_1) = \frac{1}{n} \sum_{i=1}^n [X_i - \tilde{m}_{\kappa_1}(\mathbf{Z}_i)]^2 / [1 - (\kappa_1/n)]^2,$$

where \mathbf{Z}_i is a collection of all exogeneous variables and $\tilde{m}_{\kappa_1}(\cdot)$ denotes the sieve estimation of $E(X_i|\mathbf{Z}_i)$ by imposing the additive structure and using κ_1 terms of cubic B-spline basis functions to approximate each additive component. In the third step, we choose h to minimize

$$LSCV(h) = \frac{1}{n} \sum_{i=1}^n [\tilde{Y}_{1i} - \hat{g}_{1,-i}(X_{1i})]^2,$$

where $\hat{g}_{1,-i}(X_{1i})$ is the leave-one-out version of $\hat{g}_1(X_{1i})$ defined in Section 2.2.

The simulation results for the final-stage regressions can be found in Table 1. Each of the results are as expected. The average bias, variance and RMSE of each estimator decreases with the sample size. The conditional mean is estimated more precisely than its gradients. The estimators in the homoskedastic DGP outperform those from the heteroskedastic DGP (DGP 1 versus 4).

5.2 Higher-dimensional performance

Now we look at the performance of our estimator with higher-dimensional data and compare it with that of a fully nonparametric alternative – Su and Ullah (2008). Unless stated otherwise, Z_1, Z_2, Z_3, Z_4 and Z_5 are independently distributed as $U[0, 1]$ and ε and u are independently distributed as $N(0, 1)$ and are mutually independent of one another and of X and $(Z_1, Z_2, Z_3, Z_4, Z_5)$. For DGPs 5-7, each error distribution is assumed to be homoskedastic.

Our fifth DGP is a variant of our baseline model and is given as

$$\begin{aligned} Y &= \sin(X) + \sin(Z_1) + \sin(Z_2) + \sin(Z_3) + \sin(Z_4) + \varepsilon, \\ X &= \sin(Z_1) + \sin(Z_2) + \sin(Z_3) + \sin(Z_4) + \sin(Z_5) + u. \end{aligned}$$

Our sixth DGP is specified as follows

$$\begin{aligned} Y &= 0.25X^2 + 0.5Z_1^2 + \sin(Z_2) + Z_3^2 + 3Z_4^2 + \varepsilon, \\ X &= 0.20Z_1^2 + \frac{e^{-Z_2}}{(1 + e^{-Z_2})^2} + \cos(Z_2) + \sin(Z_3) + \sin(Z_4) + u. \end{aligned}$$

Our seventh DGP considers the partially linear extension where V_1 and V_2 are distributed via a binomial and Gaussian distribution, respectively:

$$\begin{aligned} Y &= \sin(X) + \sin(Z_1) + \sin(Z_2) + \sin(Z_3) + \sin(Z_4) + 0.5V_1 + V_2 + \varepsilon, \\ X &= \sin(Z_1) + \sin(Z_2) + \sin(Z_3) + \sin(Z_4) + \sin(Z_5) + u. \end{aligned}$$

Finally, our eighth DGP is similar to the fifth, but allows for heteroskedasticity. Specifically, we allow the variance of ε to be a function of Z_1, Z_2, Z_3, Z_4 and Z_5 via $0.1 + 0.5Z_1^2 + 0.5Z_2^2 + Z_3^2 + Z_4^2 + Z_5^2$. Apparently, $d_x = d_2 = 1$ and $d_1 = 4$ in DGPs 5-8.

The simulation results for the final-stage regressions can be found in Tables 2 and 3 for our proposed estimates and Su and Ullah's (2008) estimates, respectively. For Su and Ullah's

Table 2: Monte Carlo simulations for higher-dimensional data for the final-stage conditional mean and gradient estimates

	$\hat{g}(\cdot, \cdot)$	$\frac{\partial \hat{g}(\cdot, \cdot)}{\partial x}$	$\frac{\partial \hat{g}(\cdot, \cdot)}{\partial z_1}$	$\hat{g}(\cdot, \cdot)$	$\frac{\partial \hat{g}(\cdot, \cdot)}{\partial x}$	$\frac{\partial \hat{g}(\cdot, \cdot)}{\partial z_1}$	$\hat{g}(\cdot, \cdot)$	$\frac{\partial \hat{g}(\cdot, \cdot)}{\partial x}$	$\frac{\partial \hat{g}(\cdot, \cdot)}{\partial z_1}$
	$n = 100$			$n = 200$			$n = 400$		
Bias									
DGP 5	0.0468	0.0390	0.0453	0.0420	0.0492	0.0032	0.0364	0.0329	-0.0082
DGP 6	-0.0820	0.0022	0.0128	-0.0659	-0.0028	0.0093	-0.0583	0.0011	0.0024
DGP 7	0.0659	0.0509	0.0056	0.0613	0.0350	0.0190	0.0472	0.0281	-0.0254
DGP 8	0.0492	0.0470	-0.0599	0.03897	0.0303	0.0024	0.0332	0.0371	-0.0081
Variance									
DGP 5	0.2510	0.2551	1.2890	0.1225	0.0897	0.5907	0.0699	0.0571	0.3391
DGP 6	0.2480	0.2453	1.2710	0.1198	0.0977	0.6142	0.0685	0.0583	0.3386
DGP 7	0.5752	0.2977	1.7930	0.3355	0.0994	0.7068	0.1809	0.0637	0.3713
DGP 8	0.3575	0.3000	1.7510	0.1750	0.1158	0.8258	0.0985	0.0776	0.4766
RMSE									
DGP 5	0.5091	0.4364	1.1820	0.3577	0.3145	0.7953	0.2700	0.2498	0.5970
DGP 6	0.5111	0.4663	1.1620	0.3573	0.3206	0.8058	0.2710	0.2528	0.5948
DGP 7	0.7680	0.7292	0.5137	0.5691	0.5456	0.3315	0.4306	0.3987	0.5833
DGP 8	0.6052	0.8277	1.4001	0.4263	0.5833	0.9460	0.3195	0.2870	0.7138

estimates, we basically follow their suggestions to choose the orders of local-polynomial regression (3 in the first stage and 1 in the second stage), kernel, and bandwidth, but use the technique of Kim et al. (1999) in the third stage to speed up the calculation. The findings for our estimator are similar to those in Table 1. As for the comparison between the two estimates, we see that the additive estimates, which exploit the additive nature of the data, have smaller bias, variance, and RMSE than Su and Ullah's fully nonparametric estimates with higher dimensional data. In particular, Su and Ullah's estimates are subject to the curse of dimensionality and tend to have very large variance and RMSE even for moderate sample sizes (e.g., $n = 400$) as they need to estimate $d_1 + d_2 = 5$, $2d_x + d_1 = 6$, and $d_x + d_1 = 5$ dimensional nonparametric objects in DGPs 5, 6 and 8 in their first, second, and third stage estimation, respectively. [In DGP 7, the linear components V_1 and V_2 in the structural equation are also counted as a part of \mathbf{Z}_1 in Su and Ullah's procedure. As a result, $d_1 = 6$ and even higher dimensional nonparametric objects have to be estimated.] We also consider models with an even higher number of covariates and the results are as expected: the variance and RMSE of Su and Ullah's estimates blow up quickly as the number of covariates increase and those of ours are still well behaved.

Table 3: Monte Carlo simulations for higher-dimensional data for Su and Ullah’s (2008) final-stage conditional mean and gradient estimates

	$\hat{g}(\cdot, \cdot)$	$\frac{\partial \hat{g}(\cdot, \cdot)}{\partial x}$	$\frac{\partial \hat{g}(\cdot, \cdot)}{\partial z_1}$	$\hat{g}(\cdot, \cdot)$	$\frac{\partial \hat{g}(\cdot, \cdot)}{\partial x}$	$\frac{\partial \hat{g}(\cdot, \cdot)}{\partial z_1}$	$\hat{g}(\cdot, \cdot)$	$\frac{\partial \hat{g}(\cdot, \cdot)}{\partial x}$	$\frac{\partial \hat{g}(\cdot, \cdot)}{\partial z_1}$
	$n = 100$			$n = 200$			$n = 400$		
Bias									
DGP 5	0.4796	-0.0122	0.2364	0.3342	-0.0166	0.2500	0.2655	-0.0227	0.0066
DGP 6	1.0310	0.0549	0.2030	-0.9077	0.0649	0.2400	0.3724	-0.1362	0.2916
DGP 7	0.4767	-0.0238	0.2484	0.1881	0.0015	0.0963	0.2334	0.0998	1.0110
DGP 8	1.3720	0.4493	0.4159	0.7077	0.5225	0.5809	0.5766	0.5119	0.4634
Variance									
DGP 5	0.8934	1.2996	4.9969	0.8995	1.1916	4.3957	0.8924	1.0031	2.0049
DGP 6	1.6010	1.5890	5.6349	1.4980	1.7370	5.0254	1.4130	1.6297	3.9871
DGP 7	0.9969	1.2118	4.9003	0.5720	0.7518	3.2076	0.5663	0.7199	2.9871
DGP 8	2.0390	2.8980	10.8100	2.0640	2.6460	9.4325	2.0050	2.5940	9.2876
RMSE									
DGP 5	1.0218	1.3035	5.0366	0.9635	1.1989	4.4616	0.9334	1.1157	2.0134
DGP 6	1.0990	1.7050	5.6563	1.0130	1.6930	5.0655	0.9725	1.6354	4.5161
DGP 7	1.1134	1.2347	4.9763	0.6046	0.7565	3.2311	0.5997	0.7223	3.1100
DGP 8	2.4940	2.9580	10.9200	2.2019	2.7030	9.4439	2.0970	2.6510	9.3057

6 Application: Child care use and test scores

It is generally accepted in the literature that early childhood achievement is a strong predictor for success (better labor market outcomes) later in life (Keane and Wolpin, 1997, 2001; Bernal and Keane, 2011; Cameron and Heckman, 1998). Thus, researchers have focused on the determinants of childhood achievement. Various models have been developed and most focus on cognitive ability as the outcome measure. In the present context, we are concerned whether or not child care improves or hurts a particular measure of cognitive ability, test scores. Although this is an interesting question, previously there were serious data limitations.

The two major limitations associated with cognitive ability production functions in this context are sample selection bias and endogeneity. Sample selection bias occurs when only mothers’ labor force participation is used in the analysis. This variable implicitly assumes that it is a direct indicator of child care use. The main problem here is that working mothers and non-working mothers may differ substantially in the cognitive ability production process and if only labor force participation is used, the analysis is going to rule out “non-working” mothers. Adding actual child care use can help take care of the selectivity problem (see Bernal, 2008 and Bernal and Keane, 2011).

The second issue is potential endogeneity of the child care use variable. To the best of our knowledge, there are relatively few papers in this literature that use instrumental variable estimation to solve the endogeneity problem and those that do find no benefits to IV regression. Two possible reasons for this are the use of restrictive methods (those that likely hide the existing heterogeneity of mothers hinder the sources of potential endogeneity) and data limitations. The three papers that we are aware of which use IV regressions are Blau and Grossberg (1992), James-Burdumy (2005) and Bernal and Keane (2011).

Blau and Grossberg (1992) use maternal labor supply as an indicator of child care use and analyze children’s cognitive development. They define endogeneity via the participation decision of mothers. They define it as a comparison between in home and market production. They state that the employed and unemployed mothers’ differences may create differences in child quality production. Hence they focus on the endogeneity of the mothers. They instrument for maternal labor supply and conclude that there is no statistical heterogeneity between employed and unemployed mothers (and reject the IV model). An issue with their paper (which they point out), is the possibility of weak instruments. They also do not have a detailed control for child care. James-Burgundy (2005) focuses on the same problem and uses labor market conditions for her fixed effects IV model. Potentially weak instruments are again blamed for rejection of the IV model.

In response to the issues mentioned above, Bernal and Keane (2011) obtain data on actual child care use (which helps correct for selectivity issues) as well as an extensive number of instrumental variables (which helps correct for the weak instrumental variable issue). Further, they choose a larger age range (compared to existing studies) for children in their application (previous studies found stronger correlations for their target ages). Also, they focus only on single mothers which arguably fits their set of instruments better. They conclude that their IV regression perform well.

We start our analysis with Bernal and Keane’s (2011) data, but consider a more flexible cognitive ability production function ($g(\cdot)$). Consider the following cognitive ability production function

$$test = g(age, care, inc, nmchild, char, iabil) + \varepsilon \tag{6.1}$$

where $test$ is the logarithm of child test scores (our measure of cognitive ability), age represents the child’s age, $care$ (the primary variable of interest) is cumulative child care, inc is the

logarithm of cumulative income since childbirth, $char$ is a vector of group characteristics of the child and the mother (e.g., mother’s AFQT score), $nmchild$ is the number of children and $iabil$ measures initial ability (e.g., birth weight). Equation (6.1) is the baseline cognitive ability production equation (minus any functional form assumptions) in Bernal and Keane (2011, pp. 474).

A primary concern of Equation (6.1) is that $care$, inc and $nmchild$ may be correlated with the error term. Hence we use instruments to correct for this potential endogeneity. Following Bernal and Keane (2011), we use local demand conditions and welfare rules as instruments.

Our contribution here is to provide a more flexible version of the cognitive ability production function proposed by Bernal and Keane (2011). This allows us to obtain the effects of child care for each child. Standard least-squares estimation methods are best suited to data near the mean. Looking solely at the mean may be misleading. Further, it is arguable that we are more interested in the upper or lower tails of the distribution of returns to child care. Our approach allows us to observe the overall variation.

Here we will be using the partially linear additive nonparametric specification. In our first-stage we estimate three separate regressions: one for each endogenous regressor ($care$, inc and $nmchild$). In Equation (4.1), these are given as the regressions of X on Z_1 , Z_2 and V . Specifically, our first-stage equations are written as

$$\begin{aligned}
 care &= m_{c_1}(mafqt) + m_{c_2}(med) + m_{c_3}(mex) + m_{c_4}(mage) + \theta'_c \mathbf{V} + u_c \\
 inc &= m_{i_1}(mafqt) + m_{i_2}(med) + m_{i_3}(mex) + m_{i_4}(mage) + \theta'_i \mathbf{V} + u_i \\
 nmchild &= m_{n_1}(mafqt) + m_{n_2}(med) + m_{n_3}(mex) + m_{n_4}(mage) + \theta'_n \mathbf{V} + u_n \quad (6.2)
 \end{aligned}$$

where we allow the control variables of mother’s AFQT score ($mafqt$), mother’s education (med), mother’s experience (mex) and mother’s age ($mage$) to enter nonlinearly. The remaining control variables as well as each of the instruments are contained in \mathbf{V} . Note that \mathbf{V} includes interactions for each instrument with $mafqt$ and med . This results in a total of 99 regressors in each first-stage regression (clearly indicating the need for a partially linear model).

After obtaining consistent estimates of each of the residual vectors from Equation (6.2), we run the second-stage model via a nonparametric additively separable partially linear regression of log test scores ($test$) on the endogenous variables (not their predicted values), each of the

residuals from the first-stage and the remaining control variables as

$$\begin{aligned} test = & g_1(maft) + g_2(med) + g_3(mex) + g_4(mage) + g_5(care) \\ & + g_6(inc) + g_7(nmchild) + g_8(\hat{u}_c) + g_9(\hat{u}_i) + g_{10}(\hat{u}_n) + \Psi\tilde{\mathbf{V}} + \epsilon, \end{aligned} \quad (6.3)$$

where $\tilde{\mathbf{V}}$ is the same (twenty) control variables included in \mathbf{V} (and does not include any of the instruments Z_2) as well as linear interactions between the control variables in the nonparametric functions (*maft*, *med*, *mex*, *mage*, *inc*, and *nmchild*) and childcare (*care*). Estimation (of the additive components and their gradients) in the final-stage follows from Section 2.2.

Regarding implementation, note that in the first two stages we use cross-validation techniques to choose the number of knots for our B -splines. In our final-stage estimates we use cross-validation techniques to determine the bandwidth in our kernel function. R code which can be used to estimate our model is available from the authors upon request.

6.1 Data

Our data comes directly from Bernal and Keane (2011). The data are extensive and we will attempt to summarize them in a concise manner. For those interested in the specific details, we refer you to the excellent description in the aforementioned paper. Their primary data source is the National Longitudinal Survey of Youth of 1979 (NLSY79). The exact instruments and control variables can be found in Tables 1 and 2 in Bernal and Keane (2011).

As noted in the introduction, the data set consists of single mothers. Although this may seem like a data restriction at first, it leads to stronger instruments. The main reason behind this choice, as explained by Bernal and Keane (2011), is that single mothers fit their set of instruments better. The primary instruments used here are welfare rules, which (as claimed by Bernal and Keane, 2011) give exogenous variation for single mothers. The (1990s) welfare policy changes resulted in increased employment rates for single mothers, hence higher child care use. We describe our variables for the 2454 observations in our sample in more detail below.

6.1.1 Endogenous regressors

We consider three potentially endogenous variables (X): cumulative child care, cumulative income and number of children. These are the left-hand-side variables in our first-stage equations. They are modeled in an additively separable nonparametric fashion in the second-stage regression.

6.1.2 Instruments

We group our instruments (Z_2) into four categories: time limits, work requirements, earning disregards, and other policy variables and local demand conditions. We briefly explain each of these categories and refer the reader to a more in depth description of the instruments in Bernal and Keane (2011, pp. 466-469).

Time limits We consider (time limits for) two programs which aid in helping families with children: Aid to Families with Dependent Children (AFDC) and Waivers and Temporary Aid for Needy Families (TANF). Under AFDC, single mothers with children under age 18 may be eligible to get help from the program as long as they fit certain criteria that are typically set by the state and program regulations. TANF on the other hand, enables the states to set certain time limits on the benefits they provide to eligible individuals. AFDC provides the benefits and TANF creates the variability because states can set their own limits. The limits are important for benefit receivers because an eligible female may become ineligible by hitting the limit and she may choose to save some of the eligibility for later use. We include each of the eight (time limit) instruments proposed by Bernal and Keane (2011).

Work requirements TANF requires eligible females to return to work after a certain time, as set by the state, to be able to remain eligible. These rules are state dependent. While the main required length for females is to start working within two years, several states prefer to choose shorter time limits. Some states lift this requirement for females with young children. Besides the variation amongst states, even within states there exists variation. Here we include each of the nine (work requirement) instruments.

Earning disregards The AFDC and TANF benefits are adjusted by states depending upon the number of children and earnings of the eligible females. While more children may lead to greater benefits, more earnings may lower them. States set the level for AFDC grants and adjust the amount of reduction in benefits via TANF. Specifically, our first-stage regressions include both the “flat amount of earnings disregarded in calculating the benefit amount” and the “benefit reduction rate” instrumental variables.

Other policy variables and local demand conditions Our remaining instruments are grouped in one generic category: other policy variables and local demand conditions. Here we consider two additional programs for families with young children. These programs are Child Support Enforcement (CSE) and the Child Care Development Fund (CCDF). Bernal and Keane (2011) report CSE as a significant source of income for single mothers via the 2002 Current Population Survey. CSE’s goal is to find absent parents and establish relationships with their children. CCDF on the other hand, is a subsidy based program which provides child care for low-income families. States are independent in designing their own programs and hence variation is present.

In addition to the policy variables, earned income tax credit (EITC), the unemployment rate and hourly wage rate are listed as instruments. EITC is a wage support program for low-income families. This is a subsidy based program and the subsidy amount varies with family size. The benefit levels are not conditioned on actual family size since family size is endogenous. Our first-stage regressions include six instruments from this category.

6.1.3 Control variables

In addition to the instrumental variables, we have twenty-four control variables (Z_1) which show up in each stage (four nonlinearly and twenty linearly). These variables primarily represent characteristics of the mothers and children. These are each assumed to be exogenous. The four variables that enter nonlinearly are the mother’s AFQT score, education level, work experience and age. We treat these nonparametrically as we believe their impacts vary with their levels and we are unaware of an economic theory which states exactly how they should enter. In order to understand the intuition behind this specification, consider a model where these variables enter linearly. In that case, having linear schooling in a model would imply that each additional year of schooling a mother gets will lead to the same percentage change in the child’s test score. The same will hold true for a linearly modeled AFQT score, age or experience. There is no reason to assume that this will be true.

6.2 Results

There are a vast number of results that can be presented from this procedure and data. We plan to limit our discussion to a few important issues. First, we want to determine the strength of

our instruments. To determine how well the instruments predict the endogenous regressors, we propose a F -type (wild) bootstrap based test for joint significance of the instruments. Second, we are interested in whether or not endogeneity exists. We check for this by testing for joint significance of $g_8(\cdot)$, $g_9(\cdot)$ and $g_{10}(\cdot)$ in Equation (6.3). Finally, we are interested in potential heterogeneity in the return to child care use. We accomplish this by separating our observation specific estimates amongst different pre-specified groups.

Our final-stage results we be given in three separate tables. The first two tables will give the 10th, 25th, 50th, 75th and 90th percentiles of the estimated returns and their related (wild) bootstrapped standard errors. The first of those tables (Table 4) will look at the returns to (gradients of) the final stage estimates of each of the (excluding the residuals) nonlinear variables from the second-stage regressions. The remaining tables (Tables 5 and 6) will decompose the gradients for the child care use variable.

We also provide several figures of estimated densities and distribution functions. Figures 1-3 give a set of density plots for the estimated returns to child care use. This allows us to see the overall distribution. We believe this is a more informative type of analysis as compared to solely showing results at the mean or percentiles. Figure 4 looks at empirical cumulative distribution functions (ECDF) for both positive and negative gradients with respect to the amount of child care.

6.2.1 First and second-stage estimation

For our first-stage regressions, our main focus is the performance of our instruments. In order to analyze this, we check the significance of our instruments in each of our three first-stage regressions. Noting that we have 99 regressors in each first-stage, the percentage of significant instruments in each first-stage regression is roughly one-half. This type of analysis, of course, is informal. Rather than relying on univariate-type significances, we prefer to perform formal tests to check for joint significance.

Here we perform a nonparametric F -type test, originally proposed by Ullah (1985). The test involves comparing the residual sum of squares between a restricted and unrestricted model. Our restricted model assumes that each of our instruments have coefficients equal to zero. The asymptotic distribution can be obtained by multiplying the statistic by a constant, but it is well known that using the asymptotic distribution is problematic in practice. Instead, we use a wild

Table 4: Final-stage gradient estimates for each of the nonlinear variables at various percentiles with corresponding wild bootstrapped standard errors

	10%	25%	50%	75%	90%
<i>care</i>	-0.0089	-0.0061	-0.0005	0.0049	0.0079
	0.0034	0.0038	0.0042	0.0027	0.0054
<i>inc</i>	-0.0415	-0.0045	0.0250	0.0463	0.0741
	0.0225	0.0258	0.0249	0.0329	0.0304
<i>nmchild</i>	-0.0157	-0.0157	-0.0117	-0.0021	-0.0021
	0.0077	0.0077	0.0046	0.0065	0.0065
<i>med</i>	-0.0058	-0.0058	-0.0046	0.0037	0.0128
	0.0062	0.0062	0.0061	0.0091	0.0080
<i>mex</i>	-0.0034	-0.0022	-0.0016	0.0003	0.0031
	0.0031	0.0031	0.0025	0.0038	0.0038
<i>mafqt</i>	-0.0012	0.0000	0.0015	0.0034	0.0046
	0.0008	0.0009	0.0009	0.0013	0.0019
<i>mage</i>	-0.0051	-0.0017	0.0035	0.0051	0.0063
	0.0028	0.0024	0.0024	0.0020	0.0037

bootstrap to determine the conclusion of our tests. For each first-stage regression we perform a test where the null is that each instrument is irrelevant. In each case our p-value is zero to at least four decimal places. Hence, we argue (as did Bernal and Keane, 2011) that our instruments are relevant in our prediction of our endogenous regressors.

In the second-stage regression we are concerned with the joint significance of each of the residuals from the first-stage regressions. We perform a similar Ullah (1985) type test as above and reject the null that the three sets of residuals are jointly insignificant with a p-value that is zero to four decimal places. We conclude that endogeneity is likely present and thus justify the use of our procedure.

6.2.2 Final-stage estimation

Here we are interested in comparing our gradient estimate results to those of Bernal and Keane (2011). Our average gradient estimates (Table 4) for the nonlinear variables are often similar

in magnitude and sign to their results. We find mostly positive effects for mother’s income, education and AFQT scores. For our primary variable of interest, the gradient on child care is also similar at the median (noting that our median result is insignificant). To put this in perspective, the median coefficient of -0.0005 is equivalent to a 0.2% decrease in test scores for an additional year of child care use (or 0.05% for an additional quarter). That being said, each of these statements ignore the heterogeneity in the gradient estimates allowed by our procedure.

When we look at the percentiles, we see both positive and negative estimates. This is not possible with standard linear models. We therefore want to determine the story behind these variable returns. To do so we break the results up for different child care type, amount of child care and between gender. We also examine whether heterogeneity is present amongst mothers (level of education, experience and age). Finally, we try to determine what attributes are common with those receiving positive or negative returns to child care use.

Disaggregating the child care gradient In the first few rows of Table 5, we analyze the child care gradient with respect to child care type, child gender and amount of child care use. In this table we report the percentiles for the estimated gradients for the related groups and associated standard errors. We also provide Figures 1-3 which show the overall variation for the (selected) chosen pairs. Before we get into the details for different groups, we want to point out that many of the results are insignificant. In fact, only 634 of the 2454 estimates are statistically significant at the five-percent level. What this implies is that for a large portion of the sample, an additional unit of child care will have no impact on test scores. That being said, we find many cases where it does matter and we will highlight the results below.

Bernal and Keane (2011) found that only informal child care (e.g., a grandparent) had significantly negative effects. Specifically, they found that an additional year of informal child care led to a 2.6% reduction in test scores. To compare our results, we separated the gradients on child care use between those who received only formal or only informal child care. Although there are some differences in our percentile estimates, Figure 1 shows essentially no difference in the densities of estimates between those who received only formal (e.g., a licensed child care facility) versus only informal child care. Bernal and Keane (2011) also find differences in returns to child care between genders. Both Table 5 and Figure 2 show essentially no difference between these two groups.

Where we do find a difference, is with respect to the amount of child care. In Figure 3, we

Table 5: Final-stage gradient estimates for child care use for different types of child care, gender, amount and for different attributes of the mother at various percentiles for the specific group with corresponding wild bootstrapped standard errors

	10%	25%	50%	75%	90%
Formal	-0.0087	-0.0067	-0.0016	0.0035	0.0065
	0.0052	0.0037	0.0036	0.0032	0.0031
Informal	-0.0090	-0.0061	-0.0007	0.0028	0.0067
	0.0089	0.0038	0.0036	0.0049	0.0042
Female	-0.0092	-0.0061	-0.0005	0.0057	0.0079
	0.0038	0.0038	0.0042	0.0046	0.0055
Male	-0.0089	-0.0067	-0.0005	0.0036	0.0079
	0.0034	0.0037	0.0042	0.0046	0.0055
Above median child care	-0.0092	-0.0087	-0.0054	0.0028	0.0049
	0.0038	0.0052	0.0036	0.0037	0.0037
Below median child care	-0.0061	-0.0010	0.0013	0.0076	0.0218
	0.0038	0.0035	0.0042	0.0034	0.0080
Education < 12	-0.0067	0.0014	0.0028	0.0076	0.0218
	0.0037	0.0036	0.0037	0.0034	0.0080
Education \geq 12	-0.0090	-0.0068	-0.0014	0.0028	0.0067
	0.0089	0.0032	0.0036	0.0049	0.0042
Experience < 5	-0.0090	-0.0068	-0.0014	0.0028	0.0067
	0.0036	0.0032	0.0036	0.0049	0.0042
Experience \geq 5	-0.0087	-0.0046	0.0011	0.0065	0.0218
	0.0052	0.0038	0.0040	0.0031	0.0080
No experience	-0.0061	-0.0007	0.0028	0.0076	0.0218
	0.0038	0.0036	0.0037	0.0034	0.0080
Age < 23	-0.0087	-0.0053	0.0007	0.0063	0.0139
	0.0052	0.0036	0.0039	0.0036	0.0066
Age > 23, < 29	-0.0090	-0.0061	-0.0007	0.0049	0.0079
	0.0089	0.0038	0.0053	0.0037	0.0055
Age \geq 30	-0.0090	-0.0076	-0.0016	0.0028	0.0076
	0.0036	0.0034	0.0036	0.0037	0.0034

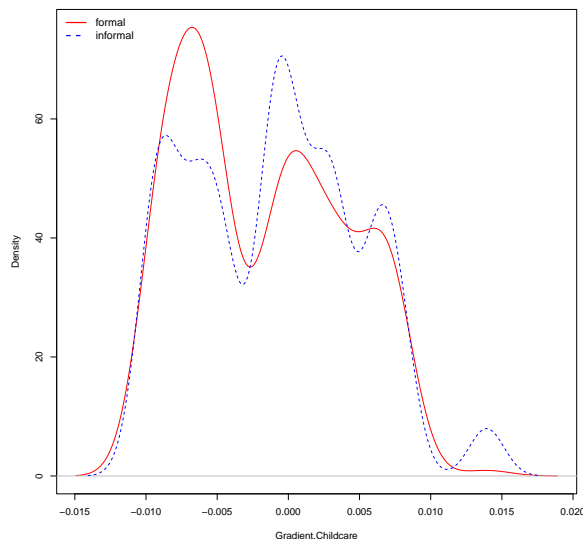


Figure 1: Density of estimated returns to child care for those with only formal versus those with only informal child care

look at the estimated gradients of child care use for those children who get below and above the median total child care. We find that more child care use leads to lower returns. In fact, we can see negative returns for those children receiving relatively more child care which suggests decreasing returns to child care use. We consider this finding important since this shows us evidence to believe that the lower returns may be associated with the amount of child care use rather than type of child care or gender of the child.

In the remaining rows of Table 5, we separate our estimated gradients on child care based on attributes of the mothers. Specifically, we analyze the estimated returns for mothers of different levels of education, experience and age. We see variation in our estimates for mothers of different age groups. As mothers get older, we see lower returns to child care use (more negative and significant estimates) as compared to those of younger mothers.

We also see variation for different experience levels. Here we find more negative (and significant) estimates for mothers with more experience. On the other hand, for mothers with no experience, we see much larger (and significant) returns to child care.

Similarly, mothers with more education appear to have more negative returns. Many of

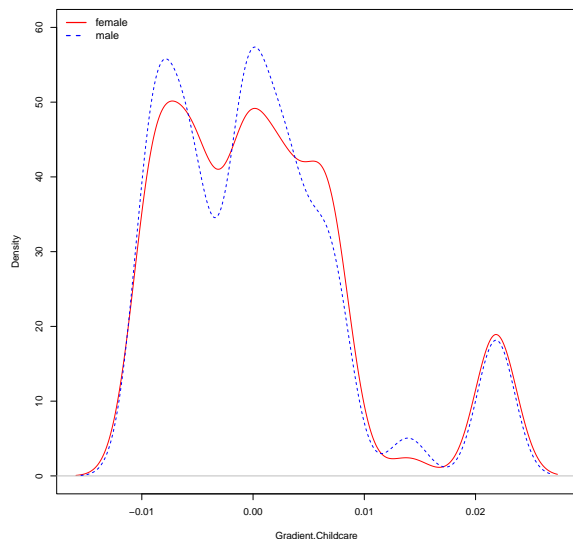


Figure 2: Density of estimated returns to child care for male and female children

the percentiles are negative for mothers with twelve or more years of education. For mothers without a high school diploma, we see positive effects for all but the lowest percentile. In other words, for less educated mothers, more child care may actually improve their child’s test scores.

All these results show us two important things. First, there is substantial heterogeneity in our returns to child care use that cannot be captured with a single parameter estimate. Second, the returns tend to be related to the amount of child care and the quality of maternal time. For those mothers who have more education and experience, child care tends to hurt their child’s test score. On the other hand, for those mothers with less education and experience, our results tend to suggest that their children may be better off with more child care.

Positive and negative returns For most of the reported estimates, we tend to see both positive and negative returns. This is perhaps a more important result than the lower and higher estimated returns. What this finding suggests is that there are some children who benefit from additional child care and there are some who are harmed. We hope to uncover who these children are and hopefully, the drivers of such returns.

Table 6 separates the partial effects on child care by those which are positive and negative.

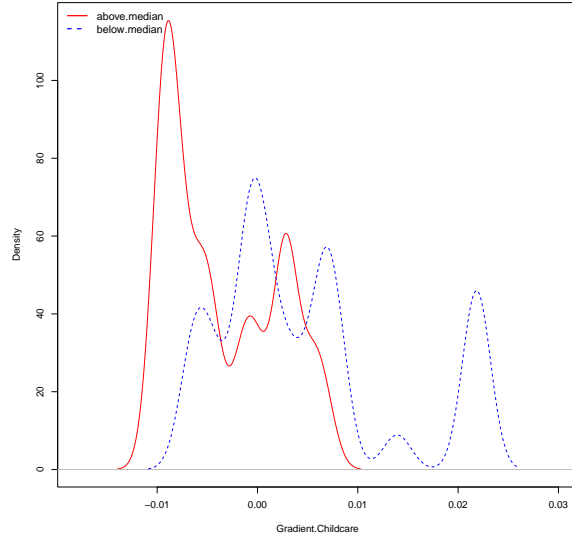


Figure 3: Density of estimated returns to child care for those with above and below the median units of child care

Table 6: Median characteristics for groups with positive versus negative negative child care use gradients

Attribute	Positive	Negative
Mother's education	12	12
Mother's experience	4	6
Mother's AFQT	15	19
Mother's age	22	24
Child's age	5.8	5.8
Formal child care	0	0
Informal child care	6	9
Total child care	8.5	11.5
Number of children	1	1
Sample size	1141	1313

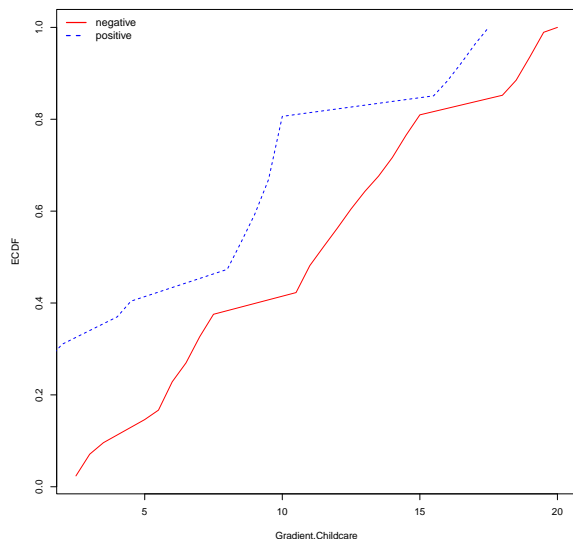


Figure 4: Empirical cumulative distribution functions for the amount of child care for those with both positive and negative returns to child care

Perhaps the first point of interest is that slightly more than half of the gradients are negative. If we were to run a simple ordinary least-squares regression, this would (back of the envelope) suggest a negative coefficient. This is what is typically found in the literature.

As for the remaining values in the table, the rows represent characteristics of interest and each number represents the median value for that characteristic for both children with positive and negative returns. Many values are the same. For example, mother’s education, child’s age, quarters of formal child care and number of children is the same at the median in each group. However, we see that for negative returns that, (median) mothers have more experience and are older. It is true that they have more informal child care (which likely represents the result of Bernal and Keane, 2011), but it is also true that they have far more quarters of child care at the median.

Again, these are only point estimates. If we were to plot the ECDFs of types of child care for the groups with negative and positive child care gradients, we would see that the amount of both formal and informal child care use are higher for those with negative returns. For example, Figure 4 plots the distribution functions with respect to total child care use between those with

negative and those with positive returns to child care. Those children with negative returns to child care, receive more child care overall. We fail to reject the null of first-order dominance via a Kolmogorov-Smirnov test with a p-value near unity. We also find this same level of dominance when we look at formal versus informal or male versus female. This is strong evidence that it is the amount of child care and not necessarily the type that matters.

7 Conclusion

In this paper, we develop oracle efficient estimators for additive nonparametric structural equation models. We show that our estimators of the conditional mean and gradient are consistent, asymptotically normal and free from the curse of dimensionality. The finite sample results support the asymptotic development. We also consider a partially linear extension of our model which we use in an empirical application relating child care to test scores. In our application we find that the amount of child care use and not the type, is primarily responsible for the sign of the returns. Given that our nonparametric procedure will give us observation specific estimates, we are able to uncover, that in addition to the amount of child care, what attributes of mothers are related to different returns. We find evidence that more educated, more experienced mothers with higher test scores (themselves) are associated with lower returns to child care for their children. On the other hand, less educated, less experienced mothers with lower test scores' (for themselves) children often have positive returns to child care.

8 Acknowledgements

The authors would like to thank two anonymous referees, the joint editor Rong Chen, Peter Brummund, David Jacho-Chavez, Chris Parmeter and Anton Schick for useful comments and suggestions. They also thank participants in talks given at the State University of New York at Albany, the University of Alabama, the University of North Carolina at Greensboro, New York Camp Econometrics (Bolton, NY), the annual meeting of the Midwest Econometric Group (Bloomington, IN) and the Western Economic Association International annual conference (Seattle, WA). Su acknowledges support from the Singapore Ministry of Education for Academic Research Fund under grant number MOE2012-T2-2-021. The R code used in the paper can be obtained from the authors upon request.

Appendix

In this appendix we first provide assumptions that are used to prove the main results and then prove the main results in Section 3.

A Assumptions

A real-valued function $q(\cdot)$ on the real line is said to satisfy a Hölder condition with exponent $r \in [0, 1]$ if there is c_q such that $|q(v) - q(\tilde{v})| \leq c_q |v - \tilde{v}|^r$ for all v and \tilde{v} on the support of $q(\cdot)$. $q(\cdot)$ is said to be γ -smooth, $\gamma = r + m$, if it is m -times continuously differentiable on \mathcal{U} and its m th derivative, $\partial^m q(\cdot)$, satisfies a Hölder condition with exponent r . The γ -smooth class of functions are popular in econometrics because a γ -smooth function can be approximated well by various linear sieves; see, e.g., Chen (2007). For any scalar function $q(\cdot)$ on the real line that has r derivatives and support \mathcal{S} , let $|q(\cdot)|_r \equiv \max_{s \leq r} \sup_{v \in \mathcal{S}} |\partial^s q(v)|$. Let \mathcal{X}_l and \mathcal{U}_l denote the supports of X_l and U_l , respectively, for $l = 1, \dots, d_x$. Let \mathcal{Z}_{sk} denote the support of Z_{sk} for $k = 1, \dots, d_s$ and $s = 1, 2$. Let $Q_{PP} \equiv E[P^{\kappa_1}(\mathbf{Z}_1, \mathbf{Z}_2) P^{\kappa_1}(\mathbf{Z}_1, \mathbf{Z}_2)']$ and $Q_{PP, U_l} = E[P^{\kappa_1}(\mathbf{Z}_1, \mathbf{Z}_2) P^{\kappa_1}(\mathbf{Z}_1, \mathbf{Z}_2)' U_l^2]$ for $l = 1, \dots, d_x$. Let $\mathbf{Z}_i \equiv (\mathbf{Z}'_{1i}, \mathbf{Z}'_{2i})'$.

We make the following assumptions.

Assumption A1. (i) $\{Y_i, \mathbf{X}_i, \mathbf{Z}_i, i = 1, \dots, n\}$ are an IID random sample. (ii) The supports \mathcal{W} and \mathcal{Z} of \mathbf{W}_i and \mathbf{Z}_i are compact. (iii) The distributions of \mathbf{W}_i and \mathbf{Z}_i are absolutely continuous with respect to the Lebesgue measure.

Assumption A2.(i) For every κ_1 that is sufficiently large, there exist \underline{c}_1 and \bar{c}_1 such that $0 < \underline{c}_1 \leq \lambda_{\min}(Q_{PP}) \leq \lambda_{\max}(Q_{PP}) \leq \bar{c}_1 < \infty$ and $\lambda_{\max}(Q_{PP, U_l}) \leq \bar{c}_1 < \infty$ for $l = 1, \dots, d_x$. (ii) For every κ that is sufficiently large, there exist \underline{c}_2 and \bar{c}_2 such that $0 < \underline{c}_2 \leq \lambda_{\min}(Q_{\Phi\Phi}) \leq \lambda_{\max}(Q_{\Phi\Phi}) \leq \bar{c}_2 < \infty$. (iii) The functions $\{m_{l,k}(\cdot), l = 1, \dots, d, k = 1, \dots, d\}$ and $\{g_j(\cdot), j = 2d_x + d_1\}$ belong to the class of γ -smooth functions with $\gamma \geq 2$. (iv) There exist $\boldsymbol{\alpha}_{l,k}$'s such that $\sup_{z \in \mathcal{Z}_{1k}} |m_{l,k}(z) - p^{\kappa_1}(z)' \boldsymbol{\alpha}_{l,k}| = O(\kappa_1^{-\gamma})$ for $l = 1, \dots, d_x$ and $k = 1, \dots, d_1$, $\sup_{z \in \mathcal{Z}_{2k}} |m_{l,d_1+k}(z) - p^{\kappa_1}(z)' \boldsymbol{\alpha}_{l,d_1+k}| = O(\kappa_1^{-\gamma})$ for $l = 1, \dots, d_x$ and $k = 1, \dots, d_2$. (v) There exist $\boldsymbol{\beta}_l$'s such that $\sup_{x \in \mathcal{X}_l} |g_l(x) - p^\kappa(x)' \boldsymbol{\beta}_l| = O(\kappa^{-\gamma})$ for $l = 1, \dots, d_x$, $\sup_{z \in \mathcal{Z}_{1l}} |g_{d_x+k}(\cdot) - p^\kappa(z)' \boldsymbol{\beta}_{d_x+k}| = O(\kappa^{-\gamma})$ for $k = 1, \dots, d_1$ and $|g_{d_x+d_1+l}(\cdot) - p^\kappa(\cdot)' \boldsymbol{\beta}_{d_x+d_1+l}|_1 = O(\kappa^{-\gamma})$ for $l = 1, \dots, d_x$. (vi) The set of basis functions, $\{p_j(\cdot), j = 1, 2, \dots\}$, are twice continuously differentiable everywhere on the support of U_{li} for $l = 1, \dots, d_x$. $\max_{1 \leq l \leq d_x} \max_{0 \leq s \leq r} \sup_{u_l \in \mathcal{U}_l} \|\partial^s p^\kappa(u_l)\| \leq \varsigma_{r\kappa}$ for $r = 0, 1, 2$.

Assumption A3. (i) The PDF of any two elements in \mathbf{W}_i is bounded, bounded away from zero, and twice continuously differentiable. (ii) Let $\sigma_i^2 \equiv \sigma^2(\mathbf{X}_i, \mathbf{Z}_i, \mathbf{U}_i) \equiv E(e_i^2 | \mathbf{X}_i, \mathbf{Z}_i, \mathbf{U}_i)$ and $Q_{sk,pp} \equiv E[p^{\kappa_1}(Z_{sk,i}) p^{\kappa_1}(Z_{sk,i})' \sigma_i^2]$ for $k = 1, \dots, d_s$ and $s = 1, 2$. The largest eigenvalue of $Q_{sk,pp}$ is bounded uniformly in κ_1 .

Assumption A4. The kernel function $K(\cdot)$ is a PDF that is symmetric, bounded and has compact support $[-c_K, c_K]$. It satisfies the Lipschitz condition $|K(v_1) - K(v_2)| \leq C_K |v_1 - v_2|$ for all $v_1, v_2 \in [-c_K, c_K]$.

Assumption A5. (i) $\kappa_1 \leq \kappa$. As $n \rightarrow \infty$, $\kappa_1 \rightarrow \infty$, $\kappa^3/n \rightarrow 0$ and $\tau_n \rightarrow c_1 \in [0, \infty)$, where $\tau_n \equiv (\kappa^{1/2}\varsigma_{0\kappa} + \varsigma_{1\kappa})\nu_{1n} + \varsigma_{0\kappa}\varsigma_{2\kappa}\nu_{1n}^2$, $\nu_{1n} \equiv \kappa_1^{1/2}/n^{1/2} + \kappa_1^{-\gamma}$ and $\nu_n \equiv \kappa^{1/2}/n^{1/2} + \kappa^{-\gamma}$. (ii) As $n \rightarrow \infty$, $h \rightarrow 0$, $nh^3 \log n \rightarrow \infty$, $nh\kappa^{-2\gamma} \rightarrow 0$, $\tau_n\nu_{1n} = o(n^{-1/2}h^{-1/2})$ and $[h^{1/2}\varsigma_{1\kappa}(1 + n^{1/2}\kappa_1^{-\gamma}) + \varsigma_{2\kappa}n^{1/2}h^{1/2}\nu_{1n}^2](\nu_n + \nu_{1n}) \rightarrow 0$.

Assumptions A1(i)-(ii) impose IID sampling and compactness on the support of the exogenous independent variables. Either assumption can be relaxed at lengthy arguments; see, e.g., Su and Jin (2012) who allow for weakly dependent data and infinite support for their regressors. A1(iii) requires that the variables in \mathbf{W}_i and \mathbf{Z}_i be continuously valued, which is standard in the literature on sieve estimation. Assumption A2(i)-(ii) ensure the existence and non-singularity of the asymptotic covariance matrix of the first two-stage estimators. They are standard in the literature; see, e.g., Newey (1997), Li (2000), and Horowitz and Mammen (2004). Note that all of these authors assume that the conditional variances of the error terms given the exogenous regressors are uniformly bounded, in which case the second part of A2(i) becomes redundant. A2(iii) imposes smoothness conditions on the relevant functions and A2(iv)-(v) quantifies the approximation error for γ -smooth functions. These conditions are satisfied, for example, for polynomials, splines and wavelets. A2(vi) is needed for the application of Taylor expansions. It is well known that $\varsigma_{r\kappa} = O(\kappa^{r+1/2})$ and $O(\kappa^{2r+1})$ for B -splines and power series, respectively (see Newey, 1997). The rate at which splines uniformly approximate a function is the same as that for power series, so that the uniform convergence rate for splines is faster than power series. In addition, the low multicollinearity of B -splines and recursive formula for calculation also leads to computational advantages (see Chapter 19 of Powell, 1981 and Chapter 4 of Schumaker, 2007). For these reasons, B -splines are widely used in the literature.

Assumptions A3(i)-(ii) and A4 are needed for the establishment of the asymptotic property of the third-stage estimators. A3(ii) is redundant under Assumption A2(i) if one assumes that the conditional variances of e_i 's given $(\mathbf{X}_i, \mathbf{Z}_i, \mathbf{U}_i)$ are uniformly bounded. A4 is standard for local-linear regression (see Fan and Gijbels, 1996 and Masry, 1996). The compact support condition facilitates the demonstration of the uniform convergence rate in Theorem 3.2 below but can be removed at the cost of some lengthy arguments (see, e.g., Hansen, 2008). In particular, the Gaussian kernel can be applied. Assumptions A5(i)-(ii) specify conditions on κ_1 , κ and h . Note that we allow the use of different series approximation terms in the first and second-stage estimation, which allows us to see clearly the effect of the first-stage estimates on the second-stage estimates. The first condition (namely, $\kappa_1 \leq \kappa$) in A5(i) is needed for the proof of a technical lemma (see Lemma B.5(iii)) and it can be removed at the cost of some additional assumptions on the basis functions. The terms that are associated with ν_{1n} arise because of the use of the nonparametrically generated regressors in the second-stage series estimation. The appearance of $\log n$ arises in order to establish uniform consistency results in Theorem 3.2 below and it can be replaced by 1 if we are only interested in the pointwise result. In the case where $\varsigma_{r\kappa} = O(\kappa^{r+1/2})$ in Assumption A2(vi), $\tau_n = O(\kappa^{3/2}\nu_{1n} + \kappa^3\nu_{1n}^2)$. In practice, we recommend setting $\kappa_1 = \kappa$. These restrictions, in conjunction with the condition $\gamma \geq 2$, imply that the conditions in Assumption A5 can be greatly simplified as follows:

Assumption A5*. (i) As $n \rightarrow \infty$, $\kappa \rightarrow \infty$, $\kappa^4/n \rightarrow c_1 \in [0, \infty)$. (ii) As $n \rightarrow \infty$, $h \rightarrow 0$, $nh^3 \log n \rightarrow \infty$, $nh\kappa^{-2\gamma} \rightarrow 0$ and $n^{-1}h\kappa^5 \rightarrow 0$.

B Proofs of the Results in Section 3

Let $P_i \equiv P^{\kappa_1}(\mathbf{Z}_i)$, $\tilde{\Phi}_i \equiv \Phi^\kappa(\tilde{\mathbf{W}}_i)$, $Q_{n,PP} \equiv n^{-1} \sum_{i=1}^n P_i P_i'$, $Q_{n,\Phi\Phi} \equiv n^{-1} \sum_{i=1}^n \Phi_i \Phi_i'$, and $\tilde{Q}_{n,\Phi\Phi} \equiv n^{-1} \sum_{i=1}^n \tilde{\Phi}_i \tilde{\Phi}_i'$. By Lemmas B.1(ii) and (v) and Lemma B.4(iv) below, $Q_{n,PP}$, $Q_{n,\Phi\Phi}$ and $\tilde{Q}_{n,\Phi\Phi}$ are invertible with probability approaching 1 (w.p.a.1) so that in large samples we can replace the generalized inverses $Q_{n,PP}^-$, $Q_{n,\Phi\Phi}^-$ and $\tilde{Q}_{n,\Phi\Phi}^-$ by $Q_{n,PP}^{-1}$, $Q_{n,\Phi\Phi}^{-1}$ and $\tilde{Q}_{n,\Phi\Phi}^{-1}$, respectively. We first state some technical lemmas that are used in the proof of the main results in Section 3. The proofs of all technical lemmas but Lemma B.6 are given in the online Supplemental Material.

Lemma B.1 *Suppose that Assumptions A1 and A2(i)-(ii) and (vi) hold. Then*

- (i) $\|Q_{n,PP} - Q_{PP}\|^2 = O_P(\kappa_1^2/n)$;
- (ii) $\lambda_{\min}(Q_{n,pp}) = \lambda_{\min}(Q_{PP}) + o_P(1)$ and $\lambda_{\max}(Q_{n,pp}) = \lambda_{\max}(Q_{PP}) + o_P(1)$;
- (iii) $\left\| Q_{n,PP}^{-1} - Q_{PP}^{-1} \right\|_{sp} = O_P(\kappa_1/n^{1/2})$;
- (iv) $\|Q_{n,\Phi\Phi} - Q_{\Phi\Phi}\|^2 = O_P(\kappa^2/n)$;
- (v) $\lambda_{\min}(Q_{n,\Phi\Phi}) = \lambda_{\min}(Q_{\Phi\Phi}) + o_P(1)$ and $\lambda_{\max}(Q_{n,\Phi\Phi}) = \lambda_{\max}(Q_{\Phi\Phi}) + o_P(1)$.

Lemma B.2 *Let $\xi_{nl} \equiv n^{-1} \sum_{i=1}^n P_i U_{li}$ and $\zeta_{nl} \equiv n^{-1} \sum_{i=1}^n P_i [m_l(\mathbf{Z}_i) - P_i' \boldsymbol{\alpha}_l]$ for $l = 1, \dots, d_x$. Suppose that Assumptions A1-A2 hold. Then*

- (i) $\|\xi_{nl}\|^2 = O_P(\kappa_1/n)$;
- (iii) $\|\zeta_{nl}\|^2 = O_P(\kappa_1^{-2\gamma})$;
- (iii) $\tilde{\boldsymbol{\alpha}}_l - \boldsymbol{\alpha}_l = Q_{\kappa_1}^{-1} n^{-1} \sum_{i=1}^n P_i U_{li} + Q_{\kappa_1}^{-1} n^{-1} \sum_{i=1}^n P_i [m_l(\mathbf{Z}_i) - P_i' \boldsymbol{\alpha}_l] + r_{nl}$;

where $\|r_{nl}\| = O_P(\kappa_1/n + \kappa_1^{-\gamma+1/2}/n^{1/2})$ and $l = 1, \dots, d_x$.

Lemma B.3 *Suppose that Assumptions A1-A3 hold. Then for $l = 1, \dots, d_x$,*

- (i) $n^{-1} \sum_{i=1}^n (\tilde{U}_{li} - U_{li})^2 [\sigma_i^2]^r = O_P(\nu_{1n}^2)$ for $r = 0, 1$;
- (ii) $n^{-1} \sum_{i=1}^n (\tilde{U}_{li} - U_{li})^2 \|\Phi_i\|^r = O_P(\varsigma_{0\kappa}^r \nu_{1n}^2)$ for $r = 1, 2$;
- (iii) $n^{-1} \sum_{i=1}^n \left\| p^\kappa(\tilde{U}_{li}) - p^\kappa(U_{li}) \right\|^2 = O_P(\varsigma_{1\kappa}^2 \nu_{1n}^2)$;
- (iv) $\left\| n^{-1} \sum_{i=1}^n \left[p^\kappa(\tilde{U}_{li}) - p^\kappa(U_{li}) \right] \Phi_i' \right\| = O_P(\kappa^{1/2} \varsigma_{0\kappa} \nu_{1n} + \varsigma_{0\kappa} \varsigma_{2\kappa} \nu_{1n}^2)$;
- (v) $\left\| n^{-1} \sum_{i=1}^n \left[p^\kappa(\tilde{U}_{li}) - p^\kappa(U_{li}) \right] e_i \right\| = O_P(n^{-1/2} \varsigma_{1\kappa} \nu_{1n})$.

Lemma B.4 *Suppose Assumptions A1-A3 hold. Then*

- (i) $n^{-1} \sum_{i=1}^n \left\| \tilde{\Phi}_i - \Phi_i \right\|^2 = O_P(\varsigma_{1\kappa}^2 \nu_{1n}^2)$;

- (ii) $\left\| n^{-1} \sum_{i=1}^n \left(\tilde{\Phi}_i - \Phi_i \right) \Phi_i' \right\|_{sp} = O_P \left(\kappa^{1/2} \varsigma_{1\kappa} \nu_{1n} \right);$
- (iii) $\left\| \tilde{Q}_{n,\Phi\Phi} - Q_{n,\Phi\Phi} \right\|_{sp} = O_P \left(\kappa^{1/2} \varsigma_{0\kappa} \nu_{1n} + \varsigma_{0\kappa} \varsigma_{2\kappa} \nu_{1n}^2 \right);$
- (iv) $\left\| \tilde{Q}_{n,\Phi\Phi}^{-1} - Q_{\Phi\Phi}^{-1} \right\|_{sp} = O_P \left(\kappa^{1/2} \varsigma_{0\kappa} \nu_{1n} + \varsigma_{0\kappa} \varsigma_{2\kappa} \nu_{1n}^2 \right);$
- (v) $\left\| n^{-1} \sum_{i=1}^n \left(\tilde{\Phi}_i - \Phi_i \right) e_i \right\| = O_P \left(n^{-1/2} \varsigma_{1\kappa} \nu_{1n} \right);$
- (vi) $n^{-1} \sum_{i=1}^n \left(\tilde{\Phi}_i - \Phi_i \right) [\bar{g}(X_i, Z_{1i}, U_i) - \Phi_i' \beta] = O_P \left(\kappa_1^{-\gamma} \varsigma_{1\kappa} \nu_{1n} \right).$

Lemma B.5 Let $\xi_n \equiv n^{-1} \sum_{i=1}^n \Phi_i e_i$ and $\zeta_n \equiv n^{-1} \sum_{i=1}^n \Phi_i [\bar{g}(X_i, Z_{1i}, U_i) - \Phi_i' \beta]$. Suppose Assumptions A1-A3 hold. Then

- (i) $\|\xi_n\| = O_P(\kappa^{1/2}/n^{1/2});$
- (iii) $\|\zeta_n\| = O_P(\kappa^{-\gamma});$
- (iii) $\left\| Q_{\Phi\Phi}^{-1} n^{-1} \sum_{i=1}^n \Phi_i \sum_{l=1}^{d_x} \dot{p}^\kappa(U_{li})' \beta_{d_x+d_l+l} \left(\tilde{U}_{li} - U_{li} \right) \right\| = O_P(\nu_{1n})$ for $l = 1, \dots, d_x$.

Lemma B.6 Let $c \equiv (c_1, c_2)'$ be an arbitrary 2×1 nonrandom vector such that $\|c\| = 1$. Suppose that Assumptions A1-A5 hold. Then for $l = 2, \dots, d_x$

- (i) $S_{2nl}(x_1) \equiv n^{-1/2} h^{1/2} \sum_{i=1}^n K_{ix_1} c' H^{-1} X_{1i}^*(x_1) (\tilde{U}_{li} - U_{li}) \dot{p}^\kappa(U_{li}) = h^{1/2} \varsigma_{1\kappa} O_P(1 + n^{1/2} \kappa_1^{-\gamma})$ uniformly in x_1 ;
- (ii) $S_{2nl}(x_1) \equiv n^{-1/2} h^{1/2} \sum_{i=1}^n K_{ix_1} |c' H^{-1} X_{1i}^*(x_1)| (\tilde{U}_{li} - U_{ki})^2 = n^{1/2} h^{1/2} O_P(\nu_{1n}^2)$ uniformly in x_1 .

Proof. (i) Let $\eta_{nl}(x_1) \equiv n^{-1} \sum_{i=1}^n K_{ix} c' H^{-1} X_{1i}^*(x_1) \dot{p}^\kappa(X_{li})$ and $\bar{\eta}_l(x_1) \equiv E[\eta_{nl}(x_1)]$. By straightforward moment calculations and Chebyshev inequality, we have $\eta_{nl}(x_1) = \bar{\eta}_l(x_1) + r_{\eta l}(x_1)$ where $\|r_{\eta l}(x_1)\| = O_P(\kappa^{1/2} n^{-1/2} h^{-1/2})$. In fact, $\sup_{x_1 \in \mathcal{X}_1} \|r_{\eta l}(x_1)\| = O_P(\kappa^{1/2} (nh/\log n)^{-1/2})$ with a simple application of Bernstein inequality for independent observations [see, e.g., Serfling (1980, p. 95)]. As an aside, note that the proof of Lemma 7 in Horowitz and Mammen (2004) contains various errors as they ignore the fact that κ is diverging to infinity as $n \rightarrow \infty$. Note that for $l = 2, \dots, d_x$,

$$\begin{aligned}
\bar{\eta}_l(x_1) &= E[K_h(X_{1i} - x_1) c' H^{-1} X_{1i}^*(x_1) \dot{p}^\kappa(X_{li})] \\
&= \int K(v) (c_1 + c_2 v) \dot{p}^\kappa(x_l) f_{1l}(x_1 + h^{1/2} v, x_l) dv dx_l \\
&= c_1 \int f_{1l}(x_1, x_l) \dot{p}^\kappa(x_l) dx_l + c_1 \int K(v) [f_{1l}(x_1 + hv, x_l) - f_{1l}(x_1, x_l)] \dot{p}^\kappa(x_l) dx_l \\
&\quad + c_2 \int K(v) v [f_{1l}(x_1 + hv, x_l) - f_{1l}(x_1, x_l)] dv \dot{p}^\kappa(x_l) dx_l \\
&\equiv c_1 \bar{\eta}_{1l}(x_1) + c_1 \bar{\eta}_{2l}(x_1) + c_2 \bar{\eta}_{3l}(x_1).
\end{aligned}$$

As in Horowitz and Mammen (2004, p. 2435), in view of the fact that the components of $\bar{\eta}_{1l}(x_1)$ are the Fourier coefficients of a function that is bounded uniformly over \mathcal{X}_1 , we

have $\sup_{x_1 \in \mathcal{X}_1} \|\bar{\eta}_{1l}(x_1)\|^2 = O(1)$. In addition, using Assumptions A2(v) and A3(i), we can readily show that $\sup_{x_1 \in \mathcal{X}_1} \|\bar{\eta}_{2l}(x_1)\| = O_P(\kappa^{1/2}h^2)$ and $\sup_{x_1 \in \mathcal{X}_1} \|\bar{\eta}_{3l}(x_1)\| = O_P(\kappa^{1/2}h)$. It follows that $\sup_{x_1 \in \mathcal{X}_1} \|\bar{\eta}_l(x_1)\| = O_P(1 + \kappa^{1/2}h) = O_P(1)$ under Assumption A5(ii) and $\sup_{x_1 \in \mathcal{X}_1} \|\eta_{nl}(x_1)\| = O_P(1)$.

By (B.2), $S_{1nl}(x_1) = -\sum_{s=1}^5 n^{-1/2}h^{1/2} \sum_{i=1}^n K_{ix_1} c' H^{-1} X_{1i}^*(x_1) \dot{p}^\kappa(U_{li}) u_{sl,i} \equiv -\sum_{s=1}^5 S_{1nl,s}(x_1)$, say. Noting that $S_{1nl,1}(x_1) = n^{1/2}h^{1/2}\eta_{nl}(x_1)(\tilde{\mu}_l - \mu_l)$, we have

$$\sup_{x_1 \in \mathcal{X}_1} \|S_{1nl,1}(x_1)\| \leq n^{1/2}h^{1/2} \sup_{x_1 \in \mathcal{X}_1} \|\eta_{nl}(x_1)\| |\tilde{\mu}_l - \mu_l| = n^{1/2}h^{1/2}O_P(1)O_P(n^{-1/2}) = o_P(1).$$

Next, note that $S_{1nl,2}(x_1) = \sum_{k=1}^{d_1} S_{1nl,2k}(x_1)$ where $S_{1nl,2k}(x_1) = n^{-1/2}h^{1/2} \sum_{i=1}^n K_{ix_1} c' H^{-1} X_{1i}^*(x_1) \dot{p}^\kappa(U_{li}) p^{\kappa_1}(Z_{1k,i})' \mathbb{S}_{1k} a_{1l}$. We decompose $S_{1nl,2k}$ as follows:

$$\begin{aligned} S_{1nl,2k}(x_1) &= n^{-1/2}h^{1/2} \sum_{i=1}^n K_{ix_1} c' H^{-1} X_{1i}^* \dot{p}^\kappa(U_{li}) p^{\kappa_1}(Z_{1k,i})' \mathbb{S}_{1k} Q_{n,PP}^{-1} \xi_{nl} \\ &= n^{1/2}h^{1/2} \psi_{nkl}(x_1) \mathbb{S}_{1k} Q_{PP}^{-1} \xi_{nl} + n^{1/2}h^{1/2} \psi_{nkl}(x_1) \mathbb{S}_{1k} \left(Q_{n,PP}^{-1} - Q_{PP}^{-1} \right) \xi_{nl} \\ &\equiv S_{1nl,2k1}(x_1) + S_{1nl,2k2}(x_1), \text{ say.} \end{aligned}$$

where $\psi_{nkl}(x_1) \equiv n^{-1} \sum_{i=1}^n K_{ix_1} c' H^{-1} X_{1i}^*(x_1) \dot{p}^\kappa(U_{li}) p^{\kappa_1}(Z_{1k,i})'$. Let $\bar{\psi}_{kl}(x_1) \equiv E[\psi_{nkl}(x_1)]$. As in the analysis of $\eta_{nl}(x_1)$, we can show that $\sup_{x_1 \in \mathcal{X}_1} \|\bar{\psi}_{kl}(x_1)\|_{\text{sp}} = O_P(\varsigma_{1\kappa})$ and $\sup_{x_1 \in \mathcal{X}_1} \|\psi_{nkl}(x_1) - \bar{\psi}_{kl}(x_1)\|_{\text{sp}} \equiv O_P((\kappa_1\kappa \log n/n)^{-1/2})$. It follows that $\sup_{x_1 \in \mathcal{X}_1} \|\psi_{nkl}(x_1)\|_{\text{sp}} = O_P(\varsigma_{1\kappa} + (\kappa_1\kappa \log n/n)^{-1/2}) = O_P(\varsigma_{1\kappa})$ under Assumption A5(i). Then following the analysis of $B_{nl,1}(x_1)$ in the proof of Theorem 3.2, we can show that $\|S_{1nl,2k1}(x_1)\| = O_P(h^{1/2}\varsigma_{1\kappa})$ uniformly in x_1 . In addition,

$$\begin{aligned} \sup_{x_1 \in \mathcal{X}_1} \|S_{1nl,2k2}(x_1)\| &\leq n^{1/2}h^{1/2} \sup_{x_1 \in \mathcal{X}_1} \|\psi_{nkl}(x_1)\|_{\text{sp}} \|\mathbb{S}_{1k}\|_{\text{sp}} \left\| Q_{n,PP}^{-1} - Q_{PP}^{-1} \right\|_{\text{sp}} \|\xi_{nl}\| \\ &= n^{1/2}h^{1/2}O_P(\varsigma_{1\kappa})O(1)O_P(\kappa_1 n^{-1/2})O_P(\kappa_1^{1/2}n^{-1/2}) \\ &= O_P(\varsigma_{1\kappa}\kappa_1^{3/2}n^{-1/2}h^{1/2}). \end{aligned}$$

It follows that $\sup_{x_1 \in \mathcal{X}_1} \|S_{1nl,2k}(x_1)\| = O_P(h^{1/2}\varsigma_{1\kappa}) + O_P(\varsigma_{1\kappa}\kappa_1^{3/2}n^{-1/2}h^{1/2}) = O_P(h^{1/2}\varsigma_{1\kappa})$ under Assumption A5(i). Analogously,

$$\begin{aligned} \sup_{x_1 \in \mathcal{X}_1} \|S_{1nl,4}(x_1)\| &\leq \sum_{k=1}^{d_1} n^{1/2}h^{1/2} \sup_{x_1 \in \mathcal{X}_1} \|\psi_{nkl}(x_1)\| \|\mathbb{S}_{1k}\|_{\text{sp}} \|a_{2l}\| \\ &= n^{1/2}h^{1/2}O_P(\varsigma_{1\kappa})O_P(\kappa_1^{-\gamma}) = O_P(n^{1/2}h^{1/2}\varsigma_{1\kappa}\kappa_1^{-\gamma}). \end{aligned}$$

By the same token, we can show that $\sup_{x_1 \in \mathcal{X}_1} \|S_{1nl,3}(x_1)\| = O_P(h^{1/2}\varsigma_{1\kappa})$ and $\sup_{x_1 \in \mathcal{X}_1} \|S_{1nl,5}(x_1)\| = O_P(n^{1/2}h^{1/2}\varsigma_{1\kappa}\kappa_1^{-\gamma})$. It follows that $\sup_{x_1 \in \mathcal{X}_1} \|S_{1nl}(x_1)\| = h^{1/2}\varsigma_{1\kappa}O_P(1 + n^{1/2}\kappa_1^{-\gamma})$.

(ii) By (B.2) and Cauchy-Schwarz inequality, $S_{2nl}(x_1) \leq 5 \sum_{s=1}^5 n^{-1/2}h^{1/2} \sum_{i=1}^n K_{ix_1} u_{sl,i}^2 |c' H^{-1} X_{1i}^*(x_1)| \equiv 5 \sum_{s=1}^5 S_{2nl,s}$, say. It is easy to show that $\sup_{x_1 \in \mathcal{X}_1} S_{2nl,1}(x_1) = O_P(n^{-1/2}h^{1/2})$.

Note that $S_{2nl,2}(x_1) = n^{-1/2}h^{1/2} \sum_{i=1}^n K_{ix_1} |c'H^{-1}X_{1i}^*(x_1)| u_{2l,i}^2 \leq d_1 \sum_{k=1}^{d_1} S_{2nl,2k}(x_1)$, where

$$\begin{aligned} S_{2nl,2k}(x_1) &= n^{-1/2}h^{1/2} \sum_{i=1}^n K_{ix_1} |c'H^{-1}X_{1i}^*(x_1)| p^{\kappa_1}(Z_{1k,i})' \mathbb{S}_{1k} a_{1l} a'_{1l} \mathbb{S}'_{1k} p^{\kappa_1}(Z_{1k,i}) \\ &= n^{1/2}h^{1/2} \text{tr}(\mathbb{S}_{1k} a_{1l} a'_{1l} \mathbb{S}'_{1k} v_{nlk}(x_1)) \end{aligned}$$

and $v_{nlk}(x_1) \equiv n^{-1} \sum_{i=1}^n K_{ix_1} |c'H^{-1}X_{1i}^*(x_1)| p^{\kappa_1}(Z_{1k,i}) p^{\kappa_1}(Z_{1k,i})'$. As in the analysis of $\eta_{nl}(x_1)$, we can show that $\sup_{x_1 \in \mathcal{X}_1} \|v_{nlk}(x_1)\|_{\text{sp}} = O_P(1)$. By the fact $\text{tr}(AB) \leq \lambda_{\max}(A)\text{tr}(B)$ and $\|B\|_{\text{sp}} = \lambda_{\max}(B)$ for any symmetric matrix A and conformable positive-semidefinite matrix B .

$$\begin{aligned} S_{2nl,2k}(x_1) &\leq n^{1/2}h^{1/2} \text{tr}(\mathbb{S}_{1k} a_{1l} a'_{1l} \mathbb{S}'_{1k}) \|v_{nlk}(x_1)\|_{\text{sp}} = n^{1/2}h^{1/2} \|\mathbb{S}_{1k} a_{1l}\|_{\text{sp}}^2 \|v_{nlk}(x_1)\|_{\text{sp}} \\ &\leq n^{1/2}h^{1/2} \|\mathbb{S}_{1k}\|_{\text{sp}}^2 \|a_{1l}\|_{\text{sp}}^2 \|v_{nlk}(x_1)\|_{\text{sp}} \\ &= n^{1/2}h^{1/2} O(1) O_P(\kappa_1 n^{-1}) O_P(1) = O_P(\kappa_1 n^{-1/2} h^{1/2}) \text{ uniformly in } x_1. \end{aligned}$$

It follows that $\sup_{x_1 \in \mathcal{X}_1} S_{2nl,2}(x_1) = O_P(\kappa_1 n^{-1/2} h^{1/2})$. Similarly, uniformly in x_1

$$\begin{aligned} S_{2nl,4}(x_1) &\leq n^{1/2}h^{1/2} \|\mathbb{S}_{1k}\|_{\text{sp}}^2 \|a_{2l}\|_{\text{sp}}^2 \|v_{nlk}(x_1)\|_{\text{sp}} \\ &= n^{1/2}h^{1/2} O(1) O_P(\kappa_1^{-2\gamma}) O_P(1) = O_P(n^{1/2} \kappa_1^{-2\gamma} h^{1/2}). \end{aligned}$$

By the same token, $S_{2nl,3}(x_1) = O_P(\kappa_1 n^{-1/2} h^{1/2})$ and $S_{2nl,5}(x_1) = O_P(n^{1/2} \kappa_1^{-2\gamma} h^{1/2})$ uniformly in x_1 . Consequently, $\sup_{x_1 \in \mathcal{X}_1} S_{2nl}(x_1) = n^{1/2} h^{1/2} O_P(\nu_{1n}^2)$. ■

Proof of Theorem 3.1. (i) Noting that $Y_i = \bar{g}(X_i, Z_{1i}, U_i) + e_i = \tilde{\Phi}'_i \beta + e_i + [\bar{g}(X_i, Z_{1i}, U_i) - \tilde{\Phi}'_i \beta]$, we have

$$\begin{aligned} \tilde{\beta} - \beta &= \tilde{Q}_{n,\Phi\Phi}^{-1} n^{-1} \sum_{i=1}^n \tilde{\Phi}_i Y_i - \beta = \tilde{Q}_{n,\Phi\Phi}^{-1} n^{-1} \sum_{i=1}^n \tilde{\Phi}_i e_i + \tilde{Q}_{n,\Phi\Phi}^{-1} n^{-1} \sum_{i=1}^n \tilde{\Phi}_i [\bar{g}(X_i, Z_{1i}, U_i) - \tilde{\Phi}'_i \beta] \\ &= \tilde{Q}_{n,\Phi\Phi}^{-1} \xi_n + \tilde{Q}_{n,\Phi\Phi}^{-1} \zeta_n + \tilde{Q}_{n,\Phi\Phi}^{-1} n^{-1} \sum_{i=1}^n \tilde{\Phi}_i (\Phi_i - \tilde{\Phi}_i)' \beta + \tilde{Q}_{n,\Phi\Phi}^{-1} n^{-1} \sum_{i=1}^n (\tilde{\Phi}_i - \Phi_i) e_i \\ &\quad + \tilde{Q}_{n,\Phi\Phi}^{-1} n^{-1} \sum_{i=1}^n (\tilde{\Phi}_i - \Phi_i) [\bar{g}(X_i, Z_{1i}, U_i) - \tilde{\Phi}'_i \beta] - \tilde{Q}_{n,\Phi\Phi}^{-1} n^{-1} \sum_{i=1}^n (\tilde{\Phi}_i - \Phi_i) (\tilde{\Phi}_i - \Phi_i)' \beta \\ &\equiv b_{1n} + b_{2n} + b_{3n} + b_{4n} + b_{5n} - b_{6n}, \text{ say.} \end{aligned}$$

Note that $b_{1n} = Q_{\Phi\Phi}^{-1} \xi_n + r_{1n}$, where $r_{1n} = (\tilde{Q}_{n,\Phi\Phi}^{-1} - Q_{\Phi\Phi}^{-1}) \xi_n$ satisfies $\|r_{1n}\| \leq \left\| \tilde{Q}_{n,\Phi\Phi}^{-1} - Q_{\Phi\Phi}^{-1} \right\|_{\text{sp}} \times \|\xi_n\|_{\text{sp}} = O_P[(\kappa^{1/2} \varsigma_{0\kappa} \nu_{1n} + \varsigma_{0\kappa} \varsigma_{2\kappa} \nu_{1n}^2) \kappa^{1/2} n^{-1/2}]$ by Lemmas B.4(iv) and B.5(i). Similarly, $b_{2n} = Q_{\Phi\Phi}^{-1} \zeta_n + r_{2n}$, where $r_{2n} = (\tilde{Q}_{n,\Phi\Phi}^{-1} - Q_{\Phi\Phi}^{-1}) \zeta_n$ satisfies $\|r_{2n}\| \leq \left\| \tilde{Q}_{n,\Phi\Phi}^{-1} - Q_{\Phi\Phi}^{-1} \right\|_{\text{sp}} \|\zeta_n\|_{\text{sp}} = O_P[(\kappa^{1/2} \varsigma_{0\kappa} \nu_{1n} + \varsigma_{0\kappa} \varsigma_{2\kappa} \nu_{1n}^2) \kappa^{-\gamma}]$ by Lemmas B.4(iv) and B.5(ii). Next, note that $b_{3n} = Q_{\Phi\Phi}^{-1} n^{-1} \sum_{i=1}^n \tilde{\Phi}_i (\Phi_i - \tilde{\Phi}_i)' \beta + (\tilde{Q}_{n,\Phi\Phi}^{-1} - Q_{\Phi\Phi}^{-1}) n^{-1} \sum_{i=1}^n \tilde{\Phi}_i (\Phi_i - \tilde{\Phi}_i)' \beta \equiv b_{3n,1} + b_{3n,2}$. We

further decompose $b_{3n,1}$ as follows:

$$\begin{aligned}
b_{3n,1} &= -Q_{\Phi\Phi}^{-1}n^{-1}\sum_{i=1}^n\Phi_i\sum_{l=1}^{d_x}\left[p^\kappa\left(\tilde{U}_{li}\right)-p^\kappa\left(U_{li}\right)\right]'\beta_{d_x+d_1+l} \\
&= \sum_{l=1}^{d_x}Q_{\Phi\Phi}^{-1}n^{-1}\sum_{i=1}^n\Phi_i\dot{p}^\kappa\left(U_{li}^\dagger\right)'\beta_{d_x+d_1+l}\left(U_{li}-\tilde{U}_{li}\right) \\
&= \sum_{l=1}^{d_x}Q_{\Phi\Phi}^{-1}n^{-1}\sum_{i=1}^n\Phi_i\dot{g}_{d_x+d_1+l}\left(U_{li}\right)\left(U_{li}-\tilde{U}_{li}\right) \\
&\quad + \sum_{l=1}^{d_x}Q_{\Phi\Phi}^{-1}n^{-1}\sum_{i=1}^n\Phi_i\left[\dot{g}_{d_x+d_1+l}\left(U_{li}^\dagger\right)-\dot{g}_{d_x+d_1+l}\left(U_{li}\right)\right]\left(U_{li}-\tilde{U}_{li}\right) \\
&\quad + \sum_{l=1}^{d_x}Q_{\Phi\Phi}^{-1}n^{-1}\sum_{i=1}^n\Phi_i\left[\dot{p}^\kappa\left(U_{li}^\dagger\right)'\beta_{d_x+d_1+l}-\dot{g}_{d_x+d_1+l}\left(U_{li}^\dagger\right)\right]\left(U_{li}-\tilde{U}_{li}\right) \\
&\equiv \sum_{l=1}^{d_x}b_{3n,11l}+\sum_{l=1}^{d_x}b_{3n,12l}+\sum_{l=1}^{d_x}b_{3n,13l}, \text{ say,}
\end{aligned}$$

where U_{li}^\dagger lies between \tilde{U}_{li} and U_{li} . Noting that $|\dot{g}_{d_x+d_1+l}\left(U_{li}^\dagger\right)-\dot{g}_{d_x+d_1+l}\left(U_{li}\right)|\leq c_{\dot{g}}|\tilde{U}_{li}-U_{li}|$ where $c_{\dot{g}}=\max_{1\leq l\leq d_x}\max_{u_l\in\mathcal{U}_l}|\dot{g}_{d_x+d_1+l}\left(u_l\right)|=O(1)$ by Assumptions A1(ii) and A2(iii), $\|b_{3n,12l}\|\leq c_{\dot{g}}n^{-1}\sum_{i=1}^n\|\Phi_i\|\left(U_{li}-\tilde{U}_{li}\right)^2=\varsigma_{0\kappa}O_P\left(\nu_{1n}^2\right)$ by Lemma B.3(i). By Assumption A2(ii), Cauchy-Schwarz inequality and Lemma B.3(i)

$$\begin{aligned}
\|b_{3n,13l}\| &\leq O\left(\kappa^{-\gamma}\right)\|Q_{\Phi\Phi}^{-1}\|_{\text{sp}}n^{-1}\sum_{i=1}^n\|\Phi_i\|\left|U_{li}-\tilde{U}_{li}\right| \\
&\leq O\left(\kappa^{-\gamma}\right)\|Q_{\Phi\Phi}^{-1}\|_{\text{sp}}\left\{n^{-1}\sum_{i=1}^n\|\Phi_i\|^2\right\}^{1/2}\left\{n^{-1}\sum_{i=1}^n\left(U_{li}-\tilde{U}_{li}\right)^2\right\}^{1/2} \\
&= O\left(\kappa^{-\gamma}\right)O(1)O\left(\kappa^{1/2}\right)O_P\left(\nu_{1n}\right)=\kappa^{-\gamma+1/2}O_P\left(\nu_{1n}\right).
\end{aligned}$$

By Lemma B.5(iii), $\|b_{3n,11l}\|=O_P\left(\nu_{1n}\right)$ which dominates both $\|b_{3n,12l}\|$ and $\|b_{3n,13l}\|$. Thus $\|b_{3n,2}\|\leq\left\|\tilde{Q}_{n,\Phi\Phi}^{-1}-Q_{\Phi\Phi}^{-1}\right\|_{\text{sp}}O_P\left(\nu_{1n}\right)=O_P\left[\left(\kappa^{1/2}\varsigma_{0\kappa}\nu_{1n}+\varsigma_{0\kappa}\varsigma_{2\kappa}\nu_{1n}^2\right)\nu_{1n}\right]$. It follows that $b_{3n}=\sum_{l=1}^{d_x}Q_{\Phi\Phi}^{-1}n^{-1}\sum_{i=1}^n\Phi_i\times\dot{g}_{d_x+d_1+l}\left(U_{li}\right)\left(U_{li}-\tilde{U}_{li}\right)+\bar{b}_{3n}$, where $\|\bar{b}_{3n}\|=O_P\left[\left(\kappa^{1/2}\varsigma_{0\kappa}\nu_{1n}+\varsigma_{0\kappa}\varsigma_{2\kappa}\nu_{1n}^2\right)\nu_{1n}\right]$. By Lemmas B.4(v)-(vi), $\|b_{4n}\|=O_P\left(n^{-1/2}\varsigma_{1\kappa}\nu_{1n}\right)$ and

$$\|b_{5n}\|\leq\left\|\tilde{Q}_{n,\Phi\Phi}^{-1}\right\|_{\text{sp}}\left\|n^{-1}\sum_{i=1}^n\left(\tilde{\Phi}_i-\Phi_i\right)\left[\bar{g}\left(X_i,Z_{1i},U_i\right)-\Phi_i'\beta\right]\right\|=O_P\left(\kappa^{-\gamma}\varsigma_{1\kappa}\nu_{1n}\right),$$

where we use the fact that $\|\tilde{Q}_{n,\Phi\Phi}^{-1}\|_{\text{sp}} \leq \|\tilde{Q}_{n,\Phi\Phi}^{-1} - Q_{\Phi\Phi}^{-1}\|_{\text{sp}} + \|Q_{\Phi\Phi}^{-1}\|_{\text{sp}} = o_P(1) + O(1) = O_P(1)$. For b_{6n} , we have by Taylor expansion and triangle inequality that

$$\begin{aligned}
\|b_{6n}\| &\leq \sum_{l=1}^{d_x} \left\| \tilde{Q}_{n,\Phi\Phi}^{-1} n^{-1} \sum_{i=1}^n (\tilde{\Phi}_i - \Phi_i) \left[p^\kappa(\tilde{U}_{li}) - p^\kappa(U_{li}) \right]' \beta_{d_x+d_1+l} \right\| \\
&= \sum_{l=1}^{d_x} \left\| \tilde{Q}_{n,\Phi\Phi}^{-1} n^{-1} \sum_{i=1}^n (\tilde{\Phi}_i - \Phi_i) p^\kappa(U_{li}^\dagger)' \beta_{d_x+d_1+l} (\tilde{U}_{li} - U_{li}) \right\| \\
&\leq \sum_{l=1}^{d_x} \left\| \tilde{Q}_{n,\Phi\Phi}^{-1} \right\|_{\text{sp}} \left\| n^{-1} \sum_{i=1}^n (\tilde{\Phi}_i - \Phi_i) \dot{g}_{d_x+d_1+l}(U_{li}^\dagger) (\tilde{U}_{li} - U_{li}) \right\| \\
&\quad + \sum_{l=1}^{d_x} \left\| \tilde{Q}_{n,\Phi\Phi}^{-1} \right\|_{\text{sp}} \left\| n^{-1} \sum_{i=1}^n (\tilde{\Phi}_i - \Phi_i) \left[p^\kappa(U_{li}^\dagger)' \beta_{d_x+d_1+l} - \dot{g}_{d_x+d_1+l}(U_{li}^\dagger) \right] (\tilde{U}_{li} - U_{li}) \right\| \\
&\equiv \sum_{l=1}^{d_x} b_{6nl,1} + \sum_{l=1}^{d_x} b_{6nl,2}, \text{ say.}
\end{aligned}$$

By the triangle inequality, Lemmas B.3(i) and B.4(i),

$$\begin{aligned}
b_{6nl,1} &\leq c_g \left\| \tilde{Q}_{n,\Phi\Phi}^{-1} \right\|_{\text{sp}} \left\{ n^{-1} \sum_{i=1}^n \|\tilde{\Phi}_i - \Phi_i\|^2 \right\}^{1/2} \left\{ n^{-1} \sum_{i=1}^n (\tilde{U}_{li} - U_{li})^2 \right\}^{1/2} \\
&= O_P(1) O_P(\varsigma_{1\kappa} \nu_{1n}) O_P(\nu_{1n}) = O_P(\varsigma_{1\kappa} \nu_{1n}^2).
\end{aligned}$$

Similarly, we can show that $b_{6nl,2} = \kappa^{-\gamma} O_P(\varsigma_{1\kappa} \nu_{1n}^2)$ by Assumption A2(v) and Lemmas B.3(i) and B.4(i). It follows that $\|b_{6n}\| = O_P(\varsigma_{1\kappa} \nu_{1n}^2)$. Combining the above results yield the conclusion in (i).

(ii) Noting that $\|Q_{\Phi\Phi}^{-1} \xi_n\| \leq \|Q_{\Phi\Phi}^{-1}\|_{\text{sp}} \|\xi_n\| = O_P(\kappa^{1/2}/n^{1/2})$ and $\|Q_{\Phi\Phi}^{-1} \zeta_n\| \leq \|Q_{\Phi\Phi}^{-1}\|_{\text{sp}} \times \|\zeta_n\| = O_P(\kappa^{-\gamma})$ by Lemmas B.5(i)-(ii), the result in part (ii) follows from part (i), Lemma B.4 and the fact that $\|\mathbf{R}_{n,\beta}\| = O_P(\nu_{1n})$ under Assumption A5(i).

(iii) By (ii) and Assumptions A2(v), $\sup_{\mathbf{w} \in \mathcal{W}} |\tilde{g}(\mathbf{w}) - \bar{g}(\mathbf{w})| = \sup_{\mathbf{w} \in \mathcal{W}} |\Phi(\mathbf{w})'(\tilde{\beta} - \beta) + [\beta' \Phi(\mathbf{w}) - \bar{g}(\mathbf{w})]| \leq \sup_{\mathbf{w} \in \mathcal{W}} \|\Phi(\mathbf{w})\| \|\tilde{\beta} - \beta\| + \sup_{\mathbf{w} \in \mathcal{W}} |\beta' \Phi(\mathbf{w}) - \bar{g}(\mathbf{w})| = O_P[\varsigma_{0\kappa}(\nu_n + \nu_{1n})]$ as the second term is $O(\nu_n)$. ■

Proof of Theorem 3.2.

Let $Y_{1i} \equiv Y_i - \mu - g_2(X_{2i}) - \dots - g_{d_x}(X_{d_x i}) - g_{d_x+1}(Z_{11,i}) - \dots - g_{d_x+d_1}(Z_{1d_1,i}) - g_{d_x+d_1+1}(U_{1i}) - \dots - g_{2d_x+d_1}(U_{d_x i})$ and $\mathbf{Y}_1 \equiv (Y_{11}, \dots, Y_{1n})'$. Using the notation defined at the end of section 2.2, we have

$$\begin{aligned}
H\hat{\gamma}_1(x_1) &= [H^{-1}\mathbb{X}_1(x_1)' \mathbb{K}_{x_1} \mathbb{X}_1(x_1) H^{-1}]^{-1} H^{-1}\mathbb{X}_1(x_1)' \mathbb{K}_{x_1} \mathbb{X}_1(x_1) \mathbf{Y}_1 \\
&\quad + [H^{-1}\mathbb{X}_1(x_1)' \mathbb{K}_{x_1} \mathbb{X}_1(x_1) H^{-1}]^{-1} H^{-1}\mathbb{X}_1(x_1) \mathbb{K}_{x_1} (\tilde{\mathbf{Y}}_1 - \mathbf{Y}_1) \\
&\equiv J_{1n}(x_1) + J_{2n}(x_1), \text{ say.}
\end{aligned}$$

By standard results in local-linear regressions [e.g., Masry (1996) and Hansen (2008)], $n^{-1}H^{-1} \times \mathbb{X}_1(x_1)' \mathbb{K}_{x_1} \mathbb{X}_1(x_1) H^{-1} = f_{X_1}(x_1) \begin{pmatrix} 1 & 0 \\ 0 & \int u^2 K(u) du \end{pmatrix} + o_P(1)$ uniformly in x_1 , $n^{1/2}h^{1/2} \times [J_{1n}(x_1) - b_1(x_1)] \xrightarrow{D} N(0, \Omega_1(x_1))$ and $\sup_{x_1 \in \mathcal{X}_1} \|J_{1n}(x_1)\| = O_P\left((nh/\log n)^{-1/2} + h^2\right)$, where $b_1(x_1)$ and $\Omega_1(x_1)$ are defined in Theorem 3.2. It suffices to prove the theorem by showing that $n^{-1/2}h^{1/2}H^{-1}\mathbb{X}_1(x_1)' \mathbb{K}_{x_1}(\tilde{\mathbf{Y}}_1 - \mathbf{Y}_1) = o_P(1)$ uniformly in x_1 (for part (i) of Theorem 3.2 we only need the pointwise result to hold).

We make the following decomposition: $(n/h)^{-1/2}H^{-1}\mathbb{X}_1(x_1) \mathbb{K}_{x_1}(\mathbf{Y}_1 - \tilde{\mathbf{Y}}_1) = n^{-1/2}h^{1/2} \sum_{i=1}^n K_{ix_1} H^{-1} X_{1i}^*(x_1) (Y_{1i} - \tilde{Y}_{1i}) = A_n(x_1) + \sum_{l=2}^{d_x} B_{nl}(x_1) + \sum_{j=1}^{d_1} C_{nj}(x_1) + \sum_{l=1}^{d_x} D_{nl}(x_1)$, where

$$\begin{aligned} A_n(x_1) &= \sqrt{n}(\tilde{\mu} - \mu) n^{-1}h^{1/2} \sum_{i=1}^n K_{ix_1} H^{-1} X_{1i}^*(x_1), \\ B_{nl}(x_1) &= n^{-1/2}h^{1/2} \sum_{i=1}^n K_{ix_1} H^{-1} X_{1i}^*(x_1) [\tilde{g}_l(X_{li}) - g_l(X_{li})], \\ C_{nj}(x_1) &= n^{-1/2}h^{1/2} \sum_{i=1}^n K_{ix_1} H^{-1} X_{1i}^*(x_1) [\tilde{g}_{d_x+j}(Z_{1j,i}) - g_{d_x+j}(Z_{1j,i})], \\ D_{nl}(x_1) &= n^{-1/2}h^{1/2} \sum_{i=1}^n K_{ix_1} H^{-1} X_{1i}^*(x_1) [\tilde{g}_{d_x+d_1+l}(\tilde{U}_{li}) - g_{d_x+d_1+l}(U_{li})]. \end{aligned}$$

We prove the first part of the theorem by showing that (i1) $A_n(x_1) = o_P(1)$, (i2) $B_{nl}(x_1) = o_P(1)$ for $l = 2, \dots, d_x$, (i3) $C_{nj}(x_1) = o_P(1)$ for $j = 1, \dots, d_1$ and (i4) $D_{nl}(x_1) = o_P(1)$ for $l = 1, \dots, d_x$, all uniformly in x_1 .

(i1) holds by noticing that $\sqrt{n}(\tilde{\mu} - \mu) = O_P(1)$ and $n^{-1} \sum_{i=1}^n K_{ix_1} H^{-1} X_{1i}^*(x_1) = O_P(1)$ uniformly in x_1 . Let $c \equiv (c_1, c_2)'$ be an arbitrary 2×1 nonrandom vector such that $\|c\| = 1$. Recall that $\eta_{nl}(x_1) \equiv n^{-1} \sum_{i=1}^n K_{ix_1} c' H^{-1} X_{1i}^*(x_1) p^\kappa(X_{li})$. For (i2), we make the following decomposition

$$\begin{aligned} c' B_{nl}(x_1) &= n^{-1/2}h^{1/2} \sum_{i=1}^n K_{ix_1} c' H^{-1} X_{1i}^*(x_1) p^\kappa(X_{li})' \mathbb{S}_l (\tilde{\boldsymbol{\beta}} - \boldsymbol{\beta}) \\ &\quad + n^{-1/2}h^{1/2} \sum_{i=1}^n K_{ix_1} c' H^{-1} X_{1i}^*(x_1) [p^\kappa(X_{li})' \mathbb{S}_l \boldsymbol{\beta} - g_l(X_{li})] \\ &= n^{1/2}h^{1/2} \eta_{nl}(x_1)' \mathbb{S}_l Q_{\Phi\Phi}^{-1} \zeta_n + n^{1/2}h^{1/2} \eta_{nl}(x_1) \mathbb{S}_l Q_{\Phi\Phi}^{-1} \zeta_n \\ &\quad - n^{-1/2}h^{1/2} \eta_{nl}(x_1)' \mathbb{S}_l Q_{\Phi\Phi}^{-1} \sum_{j=1}^n \Phi_j \sum_{k=1}^{d_x} \delta_{kj} (\tilde{U}_{kj} - U_{kj}) + n^{-1/2}h^{1/2} \eta_{nl}(x_1)' \mathbb{S}_l \mathbf{R}_{n,\beta} \\ &\quad + n^{-1/2}h^{1/2} \sum_{i=1}^n K_{ix_1} c' H^{-1} X_{1i}^*(x_1) [p^\kappa(X_{li})' \mathbb{S}_l \boldsymbol{\beta} - g_l(X_{li})] \\ &\equiv B_{nl,1}(x_1) + B_{nl,2}(x_1) - B_{nl,3}(x_1) + B_{nl,4}(x_1) + B_{nl,5}(x_1), \end{aligned}$$

where recall $\delta_{kj} \equiv \dot{p}^k (U_{kj})' \beta_{d_x+d_1+k}$, $\xi_n \equiv n^{-1} \sum_{j=1}^n \Phi_j e_j$ and $\zeta_n \equiv n^{-1} \sum_{j=1}^n \Phi_j [\bar{g}(X_j, Z_{1j}, U_j) - \beta' \Phi_j]$. Let $\bar{\eta}_l(x_1) \equiv E[\eta_{nl}(x_1)]$ and $r_{\eta l}(x_1) = \eta_{nl}(x_1) - \bar{\eta}_l(x_1)$. By the proof of Lemma B.6(i), $\|r_{\eta l}(x_1)\| = O_P(\kappa^{1/2}(nh/\log n)^{-1/2})$, $\|\bar{\eta}_l(x_1)\| = O_P(1 + \kappa^{1/2}h)$ and $\|\eta_{nl}(x_1)\| = O_P(1)$ uniformly in x_1 . Write $B_{nl,1}(x_1) = n^{1/2}h^{1/2}\bar{\eta}_l(x_1)' \mathbb{S}_l Q_{\Phi\Phi}^{-1} \xi_n + n^{1/2}h^{1/2}r_{\eta l}(x_1)' \mathbb{S}_l Q_{\Phi\Phi}^{-1} \xi_n \equiv B_{nl,11}(x_1) + B_{nl,12}(x_1)$, say. Noting that

$$\begin{aligned} E[B_{nl,11}^2(x_1)] &= h\bar{\eta}_l(x_1)' \mathbb{S}_l Q_{\Phi\Phi}^{-1} E(\Phi_j \Phi_j' e_j^2) P_{\Phi\Phi}^{-1} \mathbb{S}_l' \bar{\eta}_l(x_1) \\ &\leq h\lambda_{\max}(E(\Phi_j \Phi_j' e_j^2)) [\lambda_{\min}(P_{\Phi\Phi})]^{-2} \lambda_{\max}(\mathbb{S}_l \mathbb{S}_l') \|\bar{\eta}_l(x_1)\|^2 \\ &= hO(1)O_P(1)O_P(1) = O_P(h), \end{aligned}$$

we have $|B_{nl,11}(x_1)| = O_P(h^{1/2})$ for each $x_1 \in \mathcal{X}_1$. Let $\check{\eta}_l(x_1) \equiv Q_{\Phi\Phi}^{-1} \mathbb{S}_l' \bar{\eta}_l(x_1)$. Then we can write $\bar{\eta}_l(x_1)' \mathbb{S}_l Q_{\Phi\Phi}^{-1} \xi_n$ as $n^{-1} \sum_{i=1}^n \check{\eta}_l(x_1)' \Phi_i e_i$. Noting that $E[\check{\eta}_l(x_1)' \Phi_i e_i] = 0$ and $E[\check{\eta}_l(x_1)' \Phi_i e_i]^2 = \check{\eta}_l(x_1)' E(\Phi_i \Phi_i' e_i^2) \check{\eta}_l(x_1) \leq \lambda_{\max}(Q_{\Phi\Phi, e}) \|Q_{\Phi\Phi}^{-1}\|_{\text{sp}}^2 \sup_{x_1 \in \mathcal{X}_1} \|\bar{\eta}_l(x_1)\| = O(1)$, we can readily divide \mathcal{X}_1 into intervals of appropriate length and apply Bernstein inequality to show that $\bar{\eta}_l(x_1)' \mathbb{S}_l Q_{\Phi\Phi}^{-1} \xi_n = O_P((n/\log n)^{-1/2})$. Consequently, $\sup_{x_1 \in \mathcal{X}_1} |B_{nl,11}(x_1)| = n^{1/2}h^{1/2}O_P((n/\log n)^{-1/2}) = O_P((h/\log n)^{-1/2}) = o_P(1)$. For $B_{nl,12}(x_1)$, we have by Lemma B.5(i)

$$\begin{aligned} \sup_{x_1 \in \mathcal{X}_1} \|B_{nl,12}(x_1)\| &\leq n^{1/2}h^{1/2} \sup_{x_1 \in \mathcal{X}_1} \|r_{\eta l}(x_1)\| \|\mathbb{S}_l\|_{\text{sp}} \|Q_{\Phi\Phi}^{-1}\|_{\text{sp}} \|\xi_n\| \\ &= n^{1/2}h^{1/2}O_P(\kappa^{1/2}(nh/\log n)^{-1/2})O(1)O_P(1)O_P(\kappa^{1/2}n^{-1/2}) \\ &= O_P(\kappa(n/\log n)^{-1/2}) = o_P(1). \end{aligned}$$

It follows that $\sup_{x_1 \in \mathcal{X}_1} |B_{nl,1}(x_1)| = o_P(1)$. By Lemma B.5(ii) and Assumptions A2(ii) and (v) and A5,

$$\begin{aligned} \sup_{x_1 \in \mathcal{X}_1} |B_{nl,2}(x_1)| &\leq n^{1/2}h^{1/2} \sup_{x_1 \in \mathcal{X}_1} \|\eta_{nl}(x_1)\| \|Q_{\Phi\Phi}^{-1}\|_{\text{sp}} \|\mathbb{S}_l\|_{\text{sp}} \|\zeta_n\| \\ &= n^{1/2}h^{1/2}O_P(1)O(1)O(1)O_P(\kappa^{-\gamma}) = o_P(1), \\ \sup_{x_1 \in \mathcal{X}_1} |B_{nl,4}(x_1)| &\leq n^{1/2}h^{1/2} \sup_{x_1 \in \mathcal{X}_1} \|\eta_{nl}(x_1)\| \|\mathbb{S}_l\|_{\text{sp}} \|\mathbf{R}_{n,\beta}\| \\ &= n^{1/2}h^{1/2}O_P(1)O(1)O_P(n^{-1/2}h^{-1/2}) = o_P(1), \end{aligned}$$

and

$$\begin{aligned} \sup_{x_1 \in \mathcal{X}_1} |B_{nl,5}(x_1)| &\leq O(\kappa^{-\gamma}) n^{1/2}h^{1/2} \sup_{x_1 \in \mathcal{X}_1} n^{-1} \sum_{i=1}^n K_{ix_1} |c' H^{-1} X_{1i}^*(x_1)| \\ &= O_P(n^{1/2}h^{1/2}\kappa^{-\gamma}) = o_P(1). \end{aligned}$$

For $B_{nl,3}(x_1)$, we have $B_{nl,3}(x_1) = \sum_{k=1}^{d_x} B_{nl,3k}(x_1)$ where $B_{nl,3k}(x_1) = n^{-1/2}h^{1/2}\eta_{nl}(x_1)' \times \mathbb{S}_l Q_{\Phi\Phi}^{-1} \sum_{j=1}^n \Phi_j \delta_{kj} (\tilde{U}_{kj} - U_{kj})$. Using (B.2), $B_{nl,3k}(x_1) = -\sum_{s=1}^5 n^{-1/2}h^{1/2}\eta_{nl}(x_1)' \mathbb{S}_l Q_{\Phi\Phi}^{-1} \sum_{j=1}^n \Phi_j \delta_{kj} u_{sk,j} \equiv -\sum_{s=1}^5 B_{nl,3ks}(x_1)$, say. First, noting that δ_{kj} is uniformly bounded, we can show

$\left\| n^{-1} \sum_{j=1}^n \Phi_j \delta_{kj} \right\|_{\text{sp}} = O_P(1)$ using arguments similar to those used in the proof of Lemma B.5(iii). It follows that

$$\begin{aligned} \sup_{x_1 \in \mathcal{X}_1} |B_{nl,3k1}(x_1)| &\leq h^{1/2} \sup_{x_1 \in \mathcal{X}_1} \|\eta_{nl}(x_1)\| \|\mathbb{S}_l\|_{\text{sp}} \|Q_{\Phi\Phi}^{-1}\|_{\text{sp}} \left\| n^{-1} \sum_{j=1}^n \Phi_j \delta_{kj} \right\|_{\text{sp}} n^{1/2} |\mu_k - \tilde{\mu}_k| \\ &= h^{1/2} O_P(1) O(1) O(1) O_P(1) O(1) O_P(1) = o_P(1). \end{aligned}$$

Now notice that $B_{nl,3k2}(x_1) = B_{nl,3k2}^{(1)}(x_1) + B_{nl,3k2}^{(2)}(x_1)$, where

$$\begin{aligned} B_{nl,3k2}^{(1)}(x_1) &= \sum_{m=1}^{d_1} n^{-1/2} h^{1/2} \bar{\eta}_l(x_1)' \mathbb{S}_l Q_{\Phi\Phi}^{-1} \sum_{j=1}^n \delta_{kj} \Phi_j p^{\kappa_1}(Z_{1m,j})' \mathbb{S}_{1m} a_{1k}, \\ B_{nl,3k2}^{(2)}(x_1) &= \sum_{m=1}^{d_1} n^{-1/2} h^{1/2} r_{\eta_l}(x_1)' \mathbb{S}_l Q_{\Phi\Phi}^{-1} \sum_{j=1}^n \delta_{kj} \Phi_j p^{\kappa_1}(Z_{1m,j})' \mathbb{S}_{1m} a_{1k}. \end{aligned}$$

Let $\varphi_{nlkm}(x_1) = \bar{\eta}_l(x_1)' \mathbb{S}_l Q_{\Phi\Phi}^{-1} n^{-1} \sum_{j=1}^n \delta_{kj} \Phi_j p^{\kappa_1}(Z_{1m,j})$ and $\bar{\varphi}_{lkm}(x_1) = E[\varphi_{nlkm}(x_1)]$. Arguments like those used to study $\eta_{nl}(x_1)$ in the proof of Lemma B.6(i) show that $\|\bar{\varphi}_{lkm}(x_1)\| = O(\|\bar{\eta}_l(x_1)\|) = O(1 + \kappa^{1/2}h) = O(1)$ under Assumption A5(ii) and $\|\varphi_{nlkm}(x_1) - E[\varphi_{nlkm}(x_1)]\| = \|\bar{\eta}_l(x_1)\| O_P((\kappa^{1/2} \log n/n)^{-1/2}) = O_P((\kappa^{1/2} \log n/n)^{-1/2})$ uniformly in x_1 . We further make the following decomposition: $B_{nl,3k2}^{(1)}(x_1) = \sum_{m=1}^{d_1} n^{-1/2} h^{1/2} \bar{\eta}_l(x_1)' \mathbb{S}_l Q_{\Phi\Phi}^{-1} \sum_{j=1}^n \delta_{kj} \Phi_j p^{\kappa_1}(Z_{1m,j})' \mathbb{S}_{1m} Q_{n,PP}^{-1} \xi_{nk} = \sum_{j=1}^3 B_{nl,3k2}^{(1,j)}(x_1)$, where

$$\begin{aligned} B_{nl,3k2}^{(1,1)}(x_1) &= \sum_{m=1}^{d_1} n^{1/2} h^{1/2} \bar{\varphi}_{lkm}(x_1)' \mathbb{S}_{1m} Q_{PP}^{-1} \xi_{nk}, \\ B_{nl,3k2}^{(1,2)}(x_1) &= \sum_{m=1}^{d_1} n^{1/2} h^{1/2} \bar{\varphi}_{lkm}(x_1)' \mathbb{S}_{1m} (Q_{n,PP}^{-1} - Q_{PP}^{-1}) \xi_{nk}, \\ B_{nl,3k2}^{(1,3)}(x_1) &= \sum_{m=1}^{d_1} n^{1/2} h^{1/2} r_{nlkm}(x_1)' \mathbb{S}_{1m} Q_{n,PP}^{-1} \xi_{nk}. \end{aligned}$$

Following the analysis of $B_{nl,11}(x_1)$, we can show that $\sup_{x_1 \in \mathcal{X}_1} |B_{nl,3k2}^{(1,1)}(x_1)| = O_P((h/\log n)^{1/2})$. In addition,

$$\begin{aligned} \sup_{x_1 \in \mathcal{X}_1} |B_{nl,3k2}^{(1,2)}(x_1)| &\leq n^{1/2} h^{1/2} \sup_{x_1 \in \mathcal{X}_1} \sum_{m=1}^{d_1} \|\bar{\varphi}_{lkm}(x_1)\| \|\mathbb{S}_{1m}\|_{\text{sp}} \|Q_{n,PP}^{-1} - Q_{PP}^{-1}\|_{\text{sp}} \|\xi_{nk}\| \\ &= n^{1/2} h^{1/2} O_P(1) O(1) O_P(\kappa_1 n^{-1/2}) O_P(\kappa_1^{1/2} n^{-1/2}) = o_P(1), \end{aligned}$$

and

$$\begin{aligned} \sup_{x_1 \in \mathcal{X}_1} |B_{nl,3k2}^{(1,3)}(x_1)| &\leq n^{1/2} h^{1/2} \sup_{x_1 \in \mathcal{X}_1} \sum_{m=1}^{d_1} \|r_{nlkm}(x_1)\| \|\mathbb{S}_{1m}\|_{\text{sp}} \|Q_{n,PP}^{-1}\|_{\text{sp}} \|\xi_{nk}\|_{\text{sp}} \\ &= n^{1/2} h^{1/2} O_P((\kappa^{1/2} \log n/n)^{-1/2}) O(1) O_P(1) O_P(\kappa_1^{1/2} n^{-1/2}) = o_P(1). \end{aligned}$$

It follows that $\sup_{x_1 \in \mathcal{X}_1} |B_{nl,3k2}^{(1)}(x_1)| = o_P(1)$. For $B_{nl,3k2}^{(2)}(x_1)$, we have

$$\begin{aligned} \sup_{x_1 \in \mathcal{X}_1} |B_{nl,3k2}^{(2)}(x_1)| &\leq n^{1/2} h^{1/2} \sup_{x_1 \in \mathcal{X}_1} \|r_{\eta l}(x_1)\| \|\mathbb{S}_l\|_{\text{sp}} \|Q_{\Phi\Phi}^{-1}\|_{\text{sp}} \sum_{m=1}^{d_1} \|t_{nkm}\|_{\text{sp}} \|\mathbb{S}_{1m}\|_{\text{sp}} \|a_{1k}\| \\ &= n^{1/2} h^{1/2} O_P\left((\kappa^{1/2} \log n/n)^{-1/2}\right) O(1) O_P(1) O(1) O_P(\kappa_1^{1/2} n^{-1/2}) = o_P(1), \end{aligned}$$

where $t_{nkm} \equiv n^{-1} \sum_{j=1}^n \delta_{kj} \Phi_j p^{\kappa_1}(Z_{1m,j})'$, we use the fact that $\|t_{nkm}\|_{\text{sp}} = O_P(1)$ by following similar arguments to those used in the proof of Lemma B.5(iii) and noticing that δ_{kj} is uniformly bounded. Consequently we have shown that $\sup_{x_1 \in \mathcal{X}_1} |B_{nl,3k2}(x_1)| = o_P(1)$. Analogously,

$$\begin{aligned} \sup_{x_1 \in \mathcal{X}_1} |B_{nl,3k4}(x_1)| &\leq n^{1/2} h^{1/2} \sup_{x_1 \in \mathcal{X}_1} \|\eta_{nl}(x_1)\|_{\text{sp}} \|\mathbb{S}_l\|_{\text{sp}} \|Q_{\Phi\Phi}^{-1}\|_{\text{sp}} \sum_{m=1}^{d_1} \|t_{nkm}\|_{\text{sp}} \|\mathbb{S}_{1m}\|_{\text{sp}} \|a_{2k}\| \\ &= n^{1/2} h^{1/2} O_P(1) O(1) O_P(1) O_P(1) O(1) O_P(\kappa_1^{-\gamma}) = o_P(1). \end{aligned}$$

By the same token, we can show that $B_{nl,3k3}(x_1) = o_P(1)$ and $B_{nl,3k}(x_1) = o_P(1)$ uniformly in x_1 . It follows that $\sup_{x_1 \in \mathcal{X}_1} \|B_{nl,3k}(x_1)\| = o_P(1)$ for $k = 1, \dots, d_x$. Analogously, we can show that (i3) : $\sup_{x_1 \in \mathcal{X}_1} \|C_{nj}(x_1)\| = o_P(1)$ for $j = 1, \dots, d_1$.

Now we show (i4). Observe that $c'D_{nl}(x_1) = n^{-1/2} h^{1/2} \sum_{i=1}^n K_{ix_1} c'H^{-1} X_{1i}^*(x_1) [\tilde{g}_{d_x+d_1+l}(\tilde{U}_{li}) - g_{d_x+d_1+l}(\tilde{U}_{li})] + n^{-1/2} h^{1/2} \sum_{i=1}^n K_{ix_1} c'H^{-1} X_{1i}^*(x_1) [g_{d_x+d_1+l}(\tilde{U}_{li}) - g_{d_x+d_1+l}(U_{li})] \equiv D_{nl,1}(x_1) + D_{nl,2}(x_1)$, say. In view of the fact that $\tilde{g}_{d_x+d_1+l}(\tilde{U}_{li}) - g_{d_x+d_1+l}(\tilde{U}_{li}) = p^\kappa(\tilde{U}_{li})' \mathbb{S}_{d_x+d_1+k}(\tilde{\beta} - \beta) + [p^\kappa(\tilde{U}_{li})' \beta_l - g_{d_x+d_1+l}(\tilde{U}_{li})]$, we have $D_{nl,1}(x_1) = \sum_{j=1}^3 D_{nl,1j}(x_1)$, where

$$\begin{aligned} D_{nl,11}(x_1) &= n^{-1/2} h^{1/2} \sum_{i=1}^n K_{ix_1} c'H^{-1} X_{1i}^*(x_1) p^\kappa(U_{li})' \mathbb{S}_{d_x+d_1+l}(\tilde{\beta} - \beta), \\ D_{nl,12}(x_1) &= n^{-1/2} h^{1/2} \sum_{i=1}^n K_{ix_1} c'H^{-1} X_{1i}^*(x_1) [p^\kappa(\tilde{U}_{li}) - p^\kappa(U_{li})]' \mathbb{S}_{d_x+d_1+l}(\tilde{\beta} - \beta), \\ D_{nl,13}(x_1) &= -n^{-1/2} h^{1/2} \sum_{i=1}^n K_{ix_1} c'H^{-1} X_{1i}^*(x_1) [g_{d_x+d_1+l}(\tilde{U}_{li}) - p^\kappa(\tilde{U}_{li})' \beta_l]. \end{aligned}$$

Analogous to the analysis of $B_{nl,1}(x_1)$, we can readily show that $\sup_{x_1 \in \mathcal{X}_1} |D_{nl,11}(x_1)| = o_P(1)$. For $D_{nl,12}(x_1)$, by Taylor expansion,

$$\begin{aligned} D_{nl,12}(x_1) &= n^{-1/2} h^{1/2} \sum_{i=1}^n K_{ix_1} c'H^{-1} X_{1i}^*(x_1) (\tilde{U}_{li} - U_{li}) \dot{p}^\kappa(U_{li})' (\tilde{\beta}_l - \beta_l) \\ &\quad + \frac{1}{2} n^{-1/2} h^{1/2} \sum_{i=1}^n K_{ix_1} c'H^{-1} X_{1i}^*(x_1) (\tilde{U}_{li} - U_{li})^2 \ddot{p}^\kappa(U_{li})' (\tilde{\beta}_l - \beta_l) \\ &\equiv D_{nl,121}(x_1) + \frac{1}{2} D_{nl,122}(x_1), \text{ say,} \end{aligned}$$

where U_{li}^\dagger lies between \tilde{U}_{li} and U_{li} . By Theorem 3.1 and Lemmas B.6(i)-(ii), $\sup_{x_1 \in \mathcal{X}_1} |D_{nl,121}(x_1)| = h^{1/2} \varsigma_{1\kappa} O_P(1 + n^{1/2} \kappa_1^{-\gamma}) O_P(\nu_n + \nu_{1n}) = o_P(1)$ and

$$\begin{aligned} \sup_{x_1 \in \mathcal{X}_1} |D_{nl,122}(x_1)| &\leq \varsigma_{2\kappa} \sup_{x_1 \in \mathcal{X}_1} \left\{ n^{-1/2} h^{1/2} \sum_{i=1}^n K_{ix_1} c' H^{-1} X_{1i}^*(x_1) (\tilde{U}_{li} - U_{li})^2 \right\} \|\tilde{\beta}_l - \beta_l\| \\ &= \varsigma_{2\kappa} n^{1/2} h^{1/2} O_P(\kappa_1 n^{-1} + \kappa_1^{-2\gamma}) O_P(\nu_n + \nu_{1n}) = o_P(1). \end{aligned}$$

In addition, $\sup_{x_1 \in \mathcal{X}_1} \|D_{nl,13}(x_1)\| \leq n^{1/2} h^{1/2} O(\kappa^{-\gamma}) \sup_{x_1 \in \mathcal{X}_1} n^{-1} \sum_{i=1}^n K_{ix_1} \|H^{-1} X_{1i}^*(x_1)\| = O_P(n^{1/2} h^{1/2} \kappa^{-\gamma}) = o_P(1)$. It follows that $\sup_{x_1 \in \mathcal{X}_1} |D_{nl,1}(x_1)| = o_P(1)$.

By Taylor expansion,

$$\begin{aligned} D_{nl,2}(x_1) &= n^{-1/2} h^{1/2} \sum_{i=1}^n K_{ix_1} c' H^{-1} X_{1i}^*(x_1) \dot{g}(U_{li}) (\tilde{U}_{li} - U_{li}) \\ &\quad + n^{-1/2} h^{1/2} \sum_{i=1}^n K_{ix_1} c' H^{-1} X_{1i}^*(x_1) \ddot{g}_{d_x+d_1+l}(U_{li}^\dagger) (\tilde{U}_{li} - U_{li})^2 \\ &\equiv D_{nl,21}(x_1) + D_{nl,22}(x_1). \end{aligned}$$

Arguments like those used to study $B_{nl,3}(x_1)$ show that $\sup_{x_1 \in \mathcal{X}_1} |D_{nl,21}(x_1)| = o_P(1)$. By Lemma B.6(ii), $\sup_{x_1 \in \mathcal{X}_1} |D_{nl,22}(x_2)| \leq c_{\ddot{g}} \sup_{x_1 \in \mathcal{X}_1} \{n^{-1/2} h^{1/2} \sum_{i=1}^n K_{ix_1} |c' H^{-1} X_{1i}^*(x_1)| (\tilde{U}_{li} - U_{li})^2\} = n^{1/2} h^{1/2} O_P(\nu_{1n}^2) = o_P(1)$, where $c_{\ddot{g}} = \sup_{u_l \in \mathcal{U}_l} \ddot{g}_{d_x+d_1+l}(u_l) = O(1)$. ■

References

- Ai, C., and Chen, X. (2003), “Efficient Estimation of Models with Conditional Moment Restrictions Containing Unknown Functions,” *Econometrica*, 71, 1795-1843.
- Bernal, R. (2008), “The Effect of Maternal Employment and Child Care on Children’s Cognitive Development,” *International Economic Review*, 49, 1173-209.
- Bernal, R., and Keane, M.P. (2011), “Child Care Choices and Children’s Cognitive Achievement: the Case of Single Mothers,” *Journal of Labor Economics*, 29, 459-12.
- Blau, F. D., and Grossberg, A. J. (1992), “Maternal Labor Supply and Children’s Cognitive Development,” *Review of Economics and Statistics*, 74, 474-1.
- Cameron, S. V., and Heckman, J. J. (1998), “Life Cycle Schooling and Dynamic Selection Bias: Models and Evidence for Five Cohorts,” *NBER Working Papers* 6385, National Bureau of Economic Research, Inc.
- Chen, X. (2007), “Large Sample Sieve Estimation of Semi-Nonparametric Models,” In J. J. Heckman and E. Leamer (eds.), *Handbook of Econometrics*, 6B (Chapter 76), 5549-5632. New York: Elsevier Science.
- Chen, X., and Pouzo, D. (2012), “Estimation of Nonparametric Conditional Moment Models with Possibly Nonsmooth Generalized Residuals,” *Econometrica*, 80, 277-321.
- Darolles, S., Fan, Y., Florens, J. P., and Renault, E. (2011), “Nonparametric Instrumental Regression,” *Econometrica*, 79, 1541-1565.

- Fan, J., and Gijbels, I. (1996), *Local Polynomial Modelling and Its Applications*, Chapman & Hall, London.
- Gao, J., and Phillips, P. C. B. (2013), "Semiparametric Estimation in Triangular System Equations with Nonstationarity," *Journal of Econometrics*, 176, 59-79.
- Hahn, J., and Ridder, G. (2013), "Asymptotic Variance of Semiparametric Estimators with Generated Regressors," *Econometrica*, 81, 315-340.
- Hall, P., and Horowitz, J. L. (2005), "Nonparametric Methods for Inference in the Presence of Instrumental Variables," *Annals of Statistics*, 33, 2904-2929.
- Hansen, B. E. (2008), "Uniform Convergence Rates for Kernel Estimation with Dependent Data," *Econometric Theory*, 24, 726-748.
- Henderson, D. J., and Parmeter, C. F. (2014), *Applied Nonparametric Econometrics*, New York: Cambridge University Press.
- Horowitz, J. L. (2014), "Nonparametric Additive Models," in J. Racine, L. Su, and A. Ullah (eds.), *The Oxford Handbook of Applied Nonparametric and Semiparametric Econometrics and Statistics*, pp. 129-148, Oxford University Press, Oxford.
- Horowitz, J. L., and Mammen, E. (2004), "Nonparametric Estimation of an Additive Model with a Link Function," *Annals of Statistics*, 32, 2412-2443.
- James-Burdumy, S. (2005), "The Effect of Maternal Labor Force Participation on Child Development," *Journal of Labor Economics*, 23, 177-11.
- Keane, M. P., and Wolpin, K. I. (2001), "The Effect of Parental Transfers and Borrowing Constraints on Educational Attainment," *International Economic Review*, 42, 1051-103.
- Keane, M. P., and Wolpin, K. I. (2001), "Estimating Welfare Effects Consistent with Forward-Looking Behavior," *Journal of Human Resources*, 37, 600-22.
- Kim, W., Linton O. B., and Hengartner N. W., (1999), "A Computationally Efficient Estimator for Additive Nonparametric Regression with Bootstrap Confidence Intervals," *Journal of Computational and Graphical Statistics*, 8, 278-297.
- Li, Q., (2000), "Efficient Estimation of Additive Partially Linear Models," *International Economic Review*, 41, 1073-1092.
- Li, Q., and Racine, J. (2007), *Nonparametric Econometrics: Theory and Practice*, Princeton: Princeton University Press.
- Mammen, E., Rothe, C., and Schienle, M. (2012), "Nonparametric Regression with Nonparametrically Generated Covariates," *Annals of Statistics*, 40, 1132-1170.
- Martins-Filho, C., and Yang, K. (2007), "Finite Sample Performance of Kernel-Based Regression Methods for Nonparametric Additive Models under Common Bandwidth Selection Criterion," *Journal of Nonparametric Statistics*, 19, 23-62.
- Martins-Filho, C., and Yao, F. (2012), "Kernel-Based Estimation of Semiparametric Regression in Triangular Systems," *Economics Letters*, 115, 24-27.
- Masry, E. (1996), "Multivariate Local Polynomial Regression for Time Series: Uniform Strong Consistency Rates," *Journal of Time Series Analysis*, 17, 571-599.

- Newey, W. K. (1997), "Convergence Rates and Asymptotic Normality for Series Estimators," *Journal of Econometrics*, 79, 147-168.
- Newey, W. K., and Powell, J. L., (2003), "Instrumental Variable Estimation of Nonparametric Models," *Econometrica*, 71, 1565-1578.
- Newey, W. K., Powell, J. L., and Vella, F. (1999), "Nonparametric Estimation of Triangular Simultaneous Equation Models," *Econometrica*, 67, 565-603.
- Ozabaci, D., and Henderson, D. J., (2012), "Gradients via Oracle Estimation for Additive Nonparametric Regression with Application to Returns to Schooling," *Working paper*, State University of New York at Binghamton.
- Pinkse, J. (2000), "Nonparametric Two-Step Regression Estimation When Regressors and Error Are Dependent," *Canadian Journal of Statistics*, 28, 289-300.
- Powell, M. J. D. (1981), *Approximation Theory and Methods*, Cambridge: Cambridge University Press.
- Roehrig, C.S. (1988), "Conditions for Identification in Nonparametric and Parametric models," *Econometrica*, 56, 433-47.
- Schumaker, L. L. (2007), *Spline Functions: Basic Theory*, 3rd ed., Cambridge: Cambridge University Press.
- Serfling, R. J. (1980), *Approximation Theorems of Mathematical Statistics*. John Wiley & Sons, New York.
- Su, L., and Jin, S. (2012), "Sieve Estimation of Panel Data Models with Cross Section Dependence," *Journal of Econometrics*, 169, 34-47.
- Su, L., Murtazashvili, I., and Ullah, A. (2013), "Local Linear GMM Estimation of Functional Coefficient IV Models with Application to the Estimation of Rate of Return to Schooling," *Journal of Business & Economic Statistics*, 31, 184-207.
- Su, L., and Ullah, A. (2008), "Local Polynomial Estimation of Nonparametric Simultaneous Equations Models," *Journal of Econometrics*, 144, 193-218.
- Ullah, A. (1985), "Specification Analysis of Econometric Models," *Journal of Quantitative Economics* 1, 187-209
- Vella, F. (1991), "A Simple Two-Step Estimator for Approximating Unknown Functional Forms in Models with Endogenous Explanatory Variables," *Working Paper*, Department of Economics, Australian National University.

Supplemental Material On

“Additive Nonparametric Regression in the Presence of Endogenous Regressors”

Deniz Ozabaci,¹ Daniel J. Henderson,² and Liangjun Su³

THIS APPENDIX PROVIDES PROOFS FOR SOME TECHNICAL LEMMAS IN THE ABOVE PAPER.

Proof of Lemma B.1. By straightforward moment calculations, we can show that $E\|Q_{n,PP} - Q_{PP}\|^2 = O(\kappa_1^2/n)$ under Assumption A1(i)-(ii) and A2(vi). Then (i) follows from Markov inequality. By Weyl inequality [e.g., Bernstein (2005, Theorem 8.4.11)] and the fact that $\lambda_{\max}(A) \leq \|A\|$ for any symmetric matrix A (as $|\lambda_{\max}(A)|^2 = \lambda_{\max}(AA) \leq \|A\|^2$), we have

$$\begin{aligned} \lambda_{\min}(Q_{n,PP}) &\leq \lambda_{\min}(Q_{PP}) + \lambda_{\max}(Q_{n,PP} - Q_{PP}) \\ &\leq \lambda_{\min}(Q_{PP}) + \|Q_{n,PP} - Q_{PP}\| = \lambda_{\min}(Q_{PP}) + o_P(1). \end{aligned}$$

Similarly,

$$\begin{aligned} \lambda_{\min}(Q_{n,PP}) &\geq \lambda_{\min}(Q_{PP}) + \lambda_{\min}(Q_{n,PP} - Q_{PP}) \\ &\geq \lambda_{\min}(Q_{PP}) - \|Q_{n,PP} - Q_{PP}\| = \lambda_{\min}(Q_{\kappa_1}) - o_P(1). \end{aligned}$$

Analogously, we can prove the second part of (ii). Thus (ii) follows. By the submultiplicative property of the spectral norm, (i)-(ii) and Assumption A2(i),

$$\begin{aligned} \|Q_{n,PP}^{-1} - Q_{PP}^{-1}\|_{\text{sp}} &= \|Q_{n,PP}^{-1}(Q_{PP} - Q_{n,PP})Q_{PP}^{-1}\|_{\text{sp}} \leq \|Q_{n,PP}^{-1}\|_{\text{sp}} \|Q_{PP} - Q_{n,PP}\|_{\text{sp}} \|Q_{PP}^{-1}\|_{\text{sp}} \\ &= O_P(1) O_P(\kappa_1/n^{1/2}) O_P(1) = O_P(\kappa_1/n^{1/2}), \end{aligned}$$

where we use the fact that $\|Q_{n,PP}^{-1}\|_{\text{sp}} = [\lambda_{\min}(Q_{n,PP})]^{-1} = [\lambda_{\min}(Q_{PP}) + o_P(1)]^{-1} = O_P(1)$ by (ii) and Assumption A2(i). Then (iii) follows. The proof of (iv)-(v) is analogous to that of (i)-(ii) and thus omitted. ■

Proof of Lemma B.2. (i) By Assumption A1(i) and A2(i), $E\|\xi_{nl}\|^2 = n^{-2}\text{tr}\{\sum_{i=1}^n E(P_i P_i' U_i^2)\} \leq n^{-1}(1 + d\kappa_1) \lambda_{\max}(Q_{PP, U_i}) = O(\kappa_1/n)$. Then $\|\xi_{nl}\|^2 = O_P(\kappa_1/n)$ by Markov inequality.

(ii) By the facts that $\|a\|_{\text{sp}}^2 = \|a\|^2$ for any vector a , $|a'b| \leq \|a\| \|b\|$ for any two conformable vectors a and b and that $\mathcal{A}'A\mathcal{A} \leq \lambda_{\max}(A) \|\mathcal{A}\|^2$ for any p.s.d. matrix A and conformable vector

¹Deniz Ozabaci, Dept of Economics, State Univ of New York, Binghamton, NY 13902-6000, (607) 777-2572, Fax: (607) 777-2681, e-mail: dozabac1@binghamton.edu.

²Daniel J. Henderson, Dept of Economics, Finance and Legal Studies, Univ of Alabama, Tuscaloosa, AL 35487-0224, (205) 348-8991, Fax: (205) 348-0186, e-mail: djhender@cba.ua.edu.

³Liangjun Su, School of Economics, Singapore Management University, 90 Stamford Road, Singapore, 178903; Tel: (65) 6828-0386; e-mail: ljsu@smu.edu.sg.

\varkappa , Cauchy-Schwarz inequality, Lemma B.1(ii) and Assumptions A2(iv), we have

$$\begin{aligned}
\|\zeta_{nl}\|^2 &= \|\zeta_{nl}\|_{\text{sp}}^2 = \lambda_{\max}(\zeta_{nl}\zeta_{nl}') \\
&= \max_{\|\varkappa\|=1} n^{-2} \sum_{i=1}^n \sum_{j=1}^n \varkappa' P_i P_j' \varkappa [m_l(\mathbf{Z}_i) - P_i' \boldsymbol{\alpha}_l] [m_l(\mathbf{Z}_j) - P_j' \boldsymbol{\alpha}_l] \\
&\leq \max_{\|\varkappa\|=1} \left\{ n^{-1} \sum_{i=1}^n \left\{ \varkappa' P_i P_i' \varkappa [m_l(\mathbf{Z}_i) - P_i' \boldsymbol{\alpha}_l]^2 \right\}^{1/2} \right\}^2 \\
&\leq O_P(\kappa_1^{-2\gamma}) \max_{\|\varkappa\|=1} \left\{ n^{-1} \sum_{i=1}^n \varkappa' P_i P_i' \varkappa \right\} \leq O_P(\kappa_1^{-2\gamma}) \lambda_{\max}(Q_{n,PP}) = O_P(\kappa_1^{-2\gamma}).
\end{aligned}$$

(iii) Noting that $X_{li} = m_l(\mathbf{Z}_i) + U_{li} = P_i' \boldsymbol{\alpha}_l + U_{li} + [m_l(\mathbf{Z}_i) - P_i' \boldsymbol{\alpha}_l]$, by Lemma B.1(ii), w.p.a.1 we have

$$\begin{aligned}
\tilde{\boldsymbol{\alpha}}_l - \boldsymbol{\alpha}_l &= \left(\sum_{i=1}^n P_i P_i' \right)^{-1} \sum_{i=1}^n P_i X_{li} - \boldsymbol{\alpha}_l \\
&= Q_{n,PP}^{-1} n^{-1} \sum_{i=1}^n P_i U_{li} + Q_{n,PP}^{-1} n^{-1} \sum_{i=1}^n P_i [m_l(\mathbf{Z}_i) - P_i' \boldsymbol{\alpha}_l] \\
&= Q_{n,PP}^{-1} \xi_{nl} + Q_{n,PP}^{-1} \zeta_{nl} \equiv a_{1l} + a_{2l}, \text{ say.}
\end{aligned} \tag{B.1}$$

Note that $a_{1l} = Q_{\kappa_1}^{-1} \xi_{nl} + r_{1nl}$ where $r_{1nl} = (Q_{n,PP}^{-1} - Q_{PP}^{-1}) \xi_{nl}$ satisfies that

$$\begin{aligned}
\|r_{1l}\| &\leq \left\{ \text{tr} \left[\left(Q_{n,PP}^{-1} - Q_{PP}^{-1} \right) \xi_{nl} \xi_{nl}' \left(Q_{n,PP}^{-1} - Q_{PP}^{-1} \right) \right] \right\}^{1/2} \\
&\leq \|\xi_{nl}\|_{\text{sp}} \left\| Q_{n,PP}^{-1} - Q_{PP}^{-1} \right\| = O_P(\kappa_1^{1/2}/n^{1/2}) O_P(\kappa_1^{1/2}/n^{1/2}) = O_P(\kappa_1/n)
\end{aligned}$$

by Lemmas B.1(iii) and B.2(i). For a_{2l} , we have $a_{2l} = Q_{\kappa_1}^{-1} \zeta_{nl} + r_{2nl}$ where $r_{2nl} = (Q_{n\kappa_1}^{-1} - Q_{n\kappa_1}^{-1}) \zeta_{nl}$ satisfies that

$$\|r_{2l}\| \leq \|\zeta_{nl}\|_{\text{sp}} \left\| Q_{n,PP}^{-1} - Q_{PP}^{-1} \right\| = O_P(\kappa_1^{-\gamma}) O_P(\kappa_1^{1/2}/n^{1/2}) = O_P(\kappa_1^{-\gamma+1/2}/n^{1/2})$$

by Lemmas B.1(iii) and B.2(ii). The result follows. ■

Proof of Lemma B.3. (i) We only prove the $r = 1$ case as the proof of the other case is almost identical. By the definition of \tilde{U}_{li} and (B.1), we can decompose $\tilde{U}_{li} - U_{li} = [X_{li} - \tilde{m}_l(\mathbf{Z}_i)] - U_{li}$

as follows

$$\begin{aligned}
\tilde{U}_{li} - U_{li} &= (\mu_l - \tilde{\mu}_l) + \sum_{k=1}^{d_1} [m_{l,k}(Z_{1k,i}) - \tilde{m}_{l,k}(Z_{1k,i})] + \sum_{k=1}^{d_2} [m_{l,d_1+k}(Z_{2k,i}) - \tilde{m}_{l,d_1+k}(Z_{2k,i})] \\
&= -(\tilde{\mu}_l - \mu_l) - \sum_{k=1}^{d_1} p^{\kappa_1}(Z_{1k,i})' \mathbb{S}_{1k} a_{1l} - \sum_{k=1}^{d_2} p^{\kappa_1}(Z_{2k,i})' \mathbb{S}_{1,d_1+k} a_{1l} \\
&\quad - \sum_{k=1}^{d_1} p^{\kappa_1}(Z_{1k,i})' \mathbb{S}_{1k} a_{2l} - \sum_{k=1}^{d_2} p^{\kappa_1}(Z_{2k,i})' \mathbb{S}_{1,d_1+k} a_{2l} \\
&\equiv -u_{1l,i} - u_{2l,i} - u_{3l,i} - u_{4l,i} - u_{5l,i}, \text{ say.} \tag{B.2}
\end{aligned}$$

Then by Cauchy-Schwarz inequality, $n^{-1} \sum_{i=1}^n (\tilde{U}_{li} - U_{li})^2 \sigma_i^2 \leq 5 \sum_{s=1}^5 n^{-1} \sum_{i=1}^n u_{sl,i}^2 \sigma_i^2 \equiv 5 \sum_{s=1}^5 V_{nl,s}$, say. Apparently, $V_{nl,1} = O_P(n^{-1})$ as $\tilde{\mu}_l - \mu_l = O_P(n^{-1/2})$.

$$\begin{aligned}
V_{nl,2} &= n^{-1} \sum_{i=1}^n \left(\sum_{k=1}^{d_1} p^{\kappa_1}(Z_{1k,i})' \mathbb{S}_{1k} a_{1l} \right)^2 \sigma_i^2 \\
&\leq d_1 \sum_{k=1}^{d_1} n^{-1} \sum_{i=1}^n (p^{\kappa_1}(Z_{1k,i})' \mathbb{S}_{1k} a_{1l})^2 \sigma_i^2 = d_1 \sum_{k=1}^{d_1} \text{tr}(\mathbb{S}_{1k} a_{1l} a_{1l}' \mathbb{S}_{1k}' Q_{n1k,pp}) \\
&\leq d_1 \sum_{k=1}^{d_1} \lambda_{\max}(Q_{n1k,pp}) \text{tr}(a_{1l} a_{1l}' \mathbb{S}_{1k}' \mathbb{S}_{1k}) \leq d_1 \sum_{k=1}^{d_1} \lambda_{\max}(Q_{n1k,pp}) \|\mathbb{S}_{1k}\|_{\text{sp}}^2 \|a_{1l}\|^2.
\end{aligned}$$

where $Q_{n1k,pp} = n^{-1} \sum_{i=1}^n p^{\kappa_1}(Z_{1k,i}) p^{\kappa_1}(Z_{1k,i})'$ such that $\lambda_{\max}(Q_{n1k,pp}) = O_P(1)$ by Assumption A3(ii) and arguments analogous to those used in the proof of Lemma B.1(ii). In addition, $\|\mathbb{S}_{1k}\|_{\text{sp}}^2 = \lambda_{\max}(\mathbb{S}_{1k} \mathbb{S}_{1k}') = 1$ and $\|a_{1l}\|^2 \leq \left\| Q_{n,PP}^{-1} \right\|_{\text{sp}}^2 \|\xi_{nl}\|^2 = O_P(1) O_P(\kappa_1/n) = O_P(\kappa_1/n)$ by Lemma B.1(iii) and B.2(i) and Assumption A2(i). It follows that $V_{nl,2} = O_P(1) \times 1 \times O_P(\kappa_1/n) = O_P(\kappa_1/n)$. Similarly, using the fact that $\|a_{2l}\|^2 \leq \left\| Q_{n,PP}^{-1} \right\|_{\text{sp}}^2 \|\zeta_{nl}\|^2 = O_P(1) O_P(\kappa_1^{-2\gamma})$, we have

$$\begin{aligned}
V_{nl,4} &= n^{-1} \sum_{i=1}^n \left(\sum_{k=1}^{d_1} p^{\kappa_1}(Z_{1k,i})' \mathbb{S}_{1k} a_{2l} \right)^2 \sigma_i^2 \leq d_1 \sum_{k=1}^{d_1} \lambda_{\max}(Q_{n1k,pp}) \|\mathbb{S}_{1k}\|_{\text{sp}}^2 \text{tr}(a_{2l} a_{2l}') \\
&= O_P(1) \times 1 \times O_P(\kappa_1^{-2\gamma}) = O_P(\kappa_1^{-2\gamma}).
\end{aligned}$$

By the same token, $V_{nl,3} = O_P(\kappa_1 n^{-1})$ and $V_{nl,5} = O_P(\kappa_1^{-2\gamma})$.

(ii) The result follows from (i) and the fact that $\max_{1 \leq i \leq n} \|\Phi_i\| = O_P(\varsigma_{0\kappa})$ under Assumption A2(vi).

(iii) By Assumption A2(vi), Taylor expansion and (i),

$$\begin{aligned}
n^{-1} \sum_{i=1}^n \left\| p^{\kappa}(\tilde{U}_{li}) - p^{\kappa}(U_{li}) \right\|^2 &= n^{-1} \sum_{i=1}^n \left\| \dot{p}^{\kappa}(U_{li}^{\dagger}) (\tilde{U}_{li} - U_{li}) \right\|^2 \\
&\leq O(\varsigma_{1\kappa}^2) n^{-1} \sum_{i=1}^n (\tilde{U}_{li} - U_{li})^2 = O_P(\varsigma_{1\kappa}^2 \nu_{1n}^2),
\end{aligned}$$

where U_{li}^\dagger lies between \tilde{U}_{li} and U_{li} .

(iv) By Assumption A2(vi), Taylor expansion and triangle inequality,

$$\left\| n^{-1} \sum_{i=1}^n \left[p^\kappa(\tilde{U}_{li}) - p^\kappa(U_{li}) \right] \Phi'_i \right\|_{\text{sp}}$$

is bounded by $\left\| n^{-1} \sum_{i=1}^n \dot{p}^\kappa(U_{li}) \Phi'_i (\tilde{U}_{li} - U_{li}) \right\|_{\text{sp}} + \frac{1}{2} \left\| n^{-1} \sum_{i=1}^n \ddot{p}^\kappa(U_{li}^\dagger) \Phi'_i (\tilde{U}_{li} - U_{li})^2 \right\|_{\text{sp}} \equiv T_{nl,1} + T_{nl,2}$, where U_{li}^\dagger lies between \tilde{U}_{li} and U_{li} . By triangle and Cauchy-Schwarz inequalities and (ii),

$$\begin{aligned} T_{nl,1} &\leq n^{-1} \sum_{i=1}^n \|\dot{p}^\kappa(U_{li})\|_{\text{sp}} \left\| \Phi'_i (\tilde{U}_{li} - U_{li}) \right\|_{\text{sp}} \\ &\leq \left\{ n^{-1} \sum_{i=1}^n \|\dot{p}^\kappa(U_{li})\|^2 \right\}^{1/2} \left\{ n^{-1} \sum_{i=1}^n \|\Phi_i\|^2 |\tilde{U}_{li} - U_{li}|^2 \right\}^{1/2} \\ &= O_P(\kappa^{1/2}) O_P(\varsigma_{0\kappa} \nu_{1n}) = O_P(\kappa^{1/2} \varsigma_{0\kappa} \nu_{1n}). \end{aligned}$$

By triangle inequality and (i), $T_{nl,2} \leq O(\varsigma_{0\kappa} \varsigma_{2\kappa}) n^{-1} \sum_{i=1}^n (\tilde{U}_{li} - U_{li})^2 = O_P(\varsigma_{0\kappa} \varsigma_{2\kappa} \nu_{1n}^2)$. Then (iv) follows.

(v) Let $\Gamma_{nl} \equiv [p^\kappa(\tilde{U}_{l1}) - p^\kappa(U_{l1}), \dots, [p^\kappa(\tilde{U}_{ln}) - p^\kappa(U_{ln})]]'$ and $\mathbf{e} = (e_1, \dots, e_n)'$. Then we can write $n^{-1} \sum_{i=1}^n [p^\kappa(\tilde{U}_{li}) - p^\kappa(U_{li})] e_i$ as $n^{-1} \Gamma'_{nl} \mathbf{e}$. Let $\mathbb{D}_n \equiv \{(\mathbf{X}_i, \mathbf{Z}_i, \mathbf{U}_i)\}_{i=1}^n$. By the law of iterated expectations, Taylor expansion, Assumptions A1(i), A3(ii) and A2(vi) and (i)

$$\begin{aligned} E \left\{ \left\| n^{-1} \Gamma'_{nl} \mathbf{e} \right\|^2 \mid \mathbb{D}_n \right\} &= n^{-2} E [\text{tr}(\Gamma'_n \mathbf{e} \mathbf{e}' \Gamma_n)] = n^{-2} E [\text{tr}(\Gamma'_n E(\mathbf{e} \mathbf{e}' \mid \mathbb{D}_n) \Gamma_n)] \\ &= n^{-2} \sum_{i=1}^n [p^\kappa(\tilde{U}_{li}) - p^\kappa(U_{li})]^2 \sigma_i^2 \\ &\leq O_P(\varsigma_{1\kappa}) n^{-2} \sum_{i=1}^n (\tilde{U}_{li} - U_{li})^2 \sigma_i^2 = O_P(n^{-1} \varsigma_{1\kappa}^2 \nu_{1n}^2). \end{aligned}$$

It follows that $\left\| n^{-1} \Gamma'_{nl} \mathbf{e} \right\| = O_P(n^{-1/2} \varsigma_{1\kappa} \nu_{1n})$ by the conditional Chebyshev inequality. ■

Proof of Lemma B.4. (i) Noting that $n^{-1} \sum_{i=1}^n \left\| \tilde{\Phi}_i - \Phi_i \right\|^2 = \sum_{l=1}^{d_x} n^{-1} \sum_{i=1}^n \left\| p^\kappa(\tilde{U}_{li}) - p^\kappa(U_{li}) \right\|^2$, the result follows from Lemma B.3(iii).

(ii) Noting that $\left\| n^{-1} \sum_{i=1}^n (\tilde{\Phi}_i - \Phi_i) \Phi'_i \right\|^2 = \sum_{l=1}^{d_x} \left\| n^{-1} \sum_{i=1}^n [p^\kappa(\tilde{U}_{li}) - p^\kappa(U_{li})] \Phi'_i \right\|^2$, the result follows from Lemma B.3(iv).

(iii) Noting that $\tilde{Q}_{n,\Phi} - Q_{n,\Phi} = n^{-1} \sum_{i=1}^n (\tilde{\Phi}_i \tilde{\Phi}'_i - \Phi_i \Phi'_i) = n^{-1} \sum_{i=1}^n (\tilde{\Phi}_i - \Phi_i)(\tilde{\Phi}_i - \Phi_i)' + n^{-1} \sum_{i=1}^n (\tilde{\Phi}_i - \Phi_i) \Phi'_i + n^{-1} \sum_{i=1}^n \Phi_i (\tilde{\Phi}_i - \Phi_i)'$, the result follows from (i)-(ii) and the triangle inequality.

(iv) By the triangle inequality $\left\| \tilde{Q}_{n,\Phi\Phi}^{-1} - Q_{\Phi\Phi}^{-1} \right\|_{\text{sp}} \leq \left\| \tilde{Q}_{n,\Phi\Phi}^{-1} - Q_{n,\Phi\Phi}^{-1} \right\|_{\text{sp}} + \left\| Q_{n,\Phi\Phi}^{-1} - Q_{\Phi\Phi}^{-1} \right\|_{\text{sp}}$.

Arguments like those used in the proof of Lemma B.1(ii) show that $\left\| \tilde{Q}_{n,\Phi\Phi}^{-1} \right\|_{\text{sp}} = \left[\lambda_{\min} \left(\tilde{Q}_{n,\Phi\Phi} \right) \right]^{-1} = \left[\lambda_{\min} \left(Q_{\Phi\Phi} \right) + o_P(1) \right]^{-1} = O_P(1)$ where the second equality follows from (iii) and Lemma B.1(ii). By the submultiplicative property of the spectral norm and (iii),

$$\begin{aligned} \left\| \tilde{Q}_{n,\Phi\Phi}^{-1} - Q_{n,\Phi\Phi}^{-1} \right\|_{\text{sp}} &= \left\| \tilde{Q}_{n,\Phi\Phi}^{-1} \left(\tilde{Q}_{n,\Phi\Phi} - Q_{n,\Phi\Phi} \right) Q_{n,\Phi\Phi}^{-1} \right\|_{\text{sp}} \\ &\leq \left\| \tilde{Q}_{n,\Phi\Phi}^{-1} \right\|_{\text{sp}} \left\| \tilde{Q}_{n,\Phi\Phi} - Q_{n,\Phi\Phi} \right\|_{\text{sp}} \left\| Q_{n,\Phi\Phi}^{-1} \right\|_{\text{sp}} \\ &= O_P \left(\kappa^{1/2} \varsigma_{0\kappa} \nu_{1n} + \varsigma_{0\kappa} \varsigma_{2\kappa} \nu_{1n}^2 \right). \end{aligned}$$

Similarly, $\left\| Q_{n,\Phi\Phi}^{-1} - Q_{\Phi\Phi}^{-1} \right\|_{\text{sp}} = O_P(\kappa/n^{1/2})$ by Lemma B.1(iii). It follows that $\left\| \tilde{Q}_{n,\Phi\Phi}^{-1} - Q_{\Phi\Phi}^{-1} \right\|_{\text{sp}} = O_P(\kappa^{1/2} \varsigma_{0\kappa} \nu_{1n} + \varsigma_{0\kappa} \varsigma_{2\kappa} \nu_{1n}^2)$.

(v) Noting that $\left\| n^{-1} \sum_{i=1}^n \left(\tilde{\Phi}_i - \Phi_i \right) e_i \right\|^2 = \sum_{l=1}^{d_x} \left\| n^{-1} \sum_{i=1}^n \left[p^\kappa \left(\tilde{U}_{li} \right) - p^\kappa \left(U_{li} \right) \right] e_i \right\|^2$, the result follows from Lemma B.3(v).

(vi) Let $\delta_i \equiv \bar{g}(X_i, Z_{1i}, U_i) - \Phi_i' \beta$. By triangle inequality, Assumption A2(v), Jensen inequality and (i), we have $\left\| n^{-1} \sum_{i=1}^n \left(\tilde{\Phi}_i - \Phi_i \right) \delta_i \right\| \leq O_P(\kappa^{-\gamma}) n^{-1} \sum_{i=1}^n \left\| \tilde{\Phi}_i - \Phi_i \right\| = O_P(\kappa^{-\gamma}) O_P(\varsigma_{1\kappa} \nu_{1n}) = O_P(\kappa^{-\gamma} \varsigma_{1\kappa} \nu_{1n})$. ■

Proof of Lemma B.5. The proof of (i)-(ii) is analogous to that of Lemma B.2 (i)-(ii), respectively. Noting that $\left\| Q_{\Phi\Phi}^{-1} \right\|_{\text{sp}} = O(1)$ by Assumption A2(ii), we can prove (iii) by showing that $\|T_{nl}\| = O_P(\nu_{1n})$, where $T_{nl} = n^{-1} \sum_{i=1}^n \Phi_i \delta_{li} (\tilde{U}_{li} - U_{li})$ where $\delta_{li} = \dot{p}^\kappa(U_{li})' \beta_{d_x+d_1+l}$. By triangle inequality and Assumptions A1(ii) and A2(iii) and (v)

$$\begin{aligned} c_{\delta_l} &\equiv \max_{1 \leq i \leq n} \|\delta_{li}\| \leq \sup_{u_l \in \mathcal{U}_l} \left\| \dot{g}_{d_x+d_1+l}(u_l) - \dot{p}^\kappa(u_l)' \beta_{d_x+d_1+l} \right\| + \sup_{u_l \in \mathcal{U}_l} \left\| \dot{g}_{d_x+d_1+l}(u_l) \right\| \\ &= O(\kappa^{-\gamma}) + O(1) = O(1). \end{aligned}$$

By (B.2), $T_{nl} = n^{-1} \sum_{i=1}^n \Phi_i \delta_{li} (\tilde{U}_{li} - U_{li}) = \sum_{s=1}^5 n^{-1} \sum_{i=1}^n \Phi_i \delta_{li} u_{sl,i} = \sum_{s=1}^5 T_{nl,s}$, say.

Let $\eta_{nlk} \equiv n^{-1} \sum_{i=1}^n \delta_{li} \Phi_i p^{\kappa_1}(Z_{1k,i})'$ and $\bar{\eta}_{lk} = E(\eta_{nlk})$. Then $\|\eta_{nlk} - \bar{\eta}_{lk}\| = O_P((\kappa \kappa_1/n)^{1/2})$ by Chebyshev inequality and

$$\|\bar{\eta}_{lk}\|_{\text{sp}}^2 = \left\| E \left[\delta_{li} \Phi_i p^{\kappa_1}(Z_{1k,i})' \right] \right\|_{\text{sp}}^2 \leq c_\delta^2 \lambda_{\max}(M) = O(1),$$

where $M \equiv E \left[\Phi_i p^{\kappa_1}(Z_{1k,i})' \right] E \left[p^{\kappa_1}(Z_{1k,i}) \Phi_i' \right]$ and we use the fact that M has bounded largest eigenvalue. To see the last point, first note that for $\kappa_1 \leq \kappa$, $E \left[\Phi_i p^{\kappa_1}(Z_{1k,i})' \right]$ is a submatrix of $A \equiv E(\Phi_i \Phi_i')$ which has bounded largest eigenvalue. Partition A as follows

$$A = \begin{bmatrix} A_{11} & A_{12} & A_{13} \\ A_{21} & A_{22} & A_{23} \\ A_{31} & A_{32} & A_{33} \end{bmatrix}$$

where $A_{ij} = A'_{ji}$ for $i, j = 1, 2, 3$ and $E[\Phi_i p^{\kappa_1} (Z_{1k,i})'] = \begin{bmatrix} A'_{12} & A_{22} & A'_{32} \end{bmatrix}'$. Then

$$M = \begin{bmatrix} A_{12}A'_{12} & A_{12}A_{22} & A_{12}A'_{32} \\ A_{22}A'_{12} & A_{22}A_{22} & A_{22}A'_{32} \\ A_{32}A'_{12} & A_{32}A_{22} & A_{32}A'_{32} \end{bmatrix}.$$

By Thompson and Freede (1970, Theorem 2), $\lambda_{\max}(M) \leq \lambda_{\max}(A_{12}A'_{12}) + \lambda_{\max}(A_{22}A'_{22}) + \lambda_{\max}(A_{32}A'_{32})$. By Fact 8.9.3 in Bernstein (2005), the positive definiteness of A ensures that both $A_{12}A'_{12}$ and $A_{32}A'_{32}$ have finite maximum eigenvalues as both $\begin{bmatrix} A_{11} & A_{12} \\ A_{21} & A_{22} \end{bmatrix}$ and $\begin{bmatrix} A_{22} & A_{23} \\ A_{32} & A_{33} \end{bmatrix}$ are also positive definite. In addition, $\lambda_{\max}(A_{22}A_{22}) = [\lambda_{\max}(A_{22})]^2$ is finite as A has bounded maximum eigenvalue. It follows that $\lambda_{\max}(M) = O(1)$. Consequently, $\|\eta_{nlk}\| = O_P(1 + (\kappa\kappa_1/n)^{1/2}) = O_P(1)$.

Analogously, noting that 1 is the first element of Φ_i , we can show that $\|n^{-1} \sum_{i=1}^n \Phi_i \delta_i\|_{\text{sp}} = O_P(1 + (\kappa/n)^{1/2}) = O_P(1)$. It follows that

$$\begin{aligned} \|T_{nl,1}\| &= \left\| n^{-1} \sum_{i=1}^n \Phi_i \delta_{li} \right\|_{\text{sp}} |\tilde{\mu}_l - \mu_l| = O_P(1) O_P(n^{-1/2}) = O_P(n^{-1/2}), \\ \|T_{nl,2} + T_{nl,4}\| &\leq \sum_{k=1}^{d_1} \|\eta_{nlk}\| \|\mathbb{S}_{1k}\|_{\text{sp}} (\|a_{1l}\| + \|a_{2l}\|) = O_P(1) O(1) O(\nu_{1n}) = O(\nu_{1n}), \end{aligned}$$

and $\|T_{nl,3} + T_{nl,5}\| = O(\nu_{1n})$ by the same token. Thus we have shown that $\|T_{nl}\| = O_P(\nu_{1n})$. ■

References

- Bernstein, D. S. (2005), *Matrix Mathematics: Theory, Facts and Formulas with Application to Linear Systems Theory*, Princeton: Princeton University Press.
- Thompson, R., and Freede, L. J. (1974), "Eigenvalues of Partitioned Hermitian Matrices," *Bulletin Australian Mathematical Society*, 3, 23-37.