

von Witzke, Harald; Kirschke, Dieter; Lotze-Campen, Hermann; Noleppa, Steffen

## Working Paper

# The economics of alternative strategies for the reduction of food-borne diseases in developing countries: The case of diarrhea in Rwanda

Working Paper, No. 72/2005

### Provided in Cooperation with:

Department of Agricultural Economics, Institute of Agriculture and Horticulture, Humboldt University Berlin

*Suggested Citation:* von Witzke, Harald; Kirschke, Dieter; Lotze-Campen, Hermann; Noleppa, Steffen (2005) : The economics of alternative strategies for the reduction of food-borne diseases in developing countries: The case of diarrhea in Rwanda, Working Paper, No. 72/2005, Humboldt-Universität zu Berlin, Wirtschafts- und Sozialwissenschaften an der Landwirtschaftlich-Gärtnerischen Fakultät, Berlin, <https://doi.org/10.22004/ag.econ.18830>

This Version is available at:

<http://hdl.handle.net/10419/96474>

### Standard-Nutzungsbedingungen:

Die Dokumente auf EconStor dürfen zu eigenen wissenschaftlichen Zwecken und zum Privatgebrauch gespeichert und kopiert werden.

Sie dürfen die Dokumente nicht für öffentliche oder kommerzielle Zwecke vervielfältigen, öffentlich ausstellen, öffentlich zugänglich machen, vertreiben oder anderweitig nutzen.

Sofern die Verfasser die Dokumente unter Open-Content-Lizenzen (insbesondere CC-Lizenzen) zur Verfügung gestellt haben sollten, gelten abweichend von diesen Nutzungsbedingungen die in der dort genannten Lizenz gewährten Nutzungsrechte.

### Terms of use:

*Documents in EconStor may be saved and copied for your personal and scholarly purposes.*

*You are not to copy documents for public or commercial purposes, to exhibit the documents publicly, to make them publicly available on the internet, or to distribute or otherwise use the documents in public.*

*If the documents have been made available under an Open Content Licence (especially Creative Commons Licences), you may exercise further usage rights as specified in the indicated licence.*

HUMBOLDT-UNIVERSITÄT ZU BERLIN  
Wirtschafts- und Sozialwissenschaften an der  
Landwirtschaftlich - Gärtnerischen Fakultät



Nr. 72/2005

**von Witzke, Harald  
Kirschke, Dieter  
Lotze-Campen, Hermann  
Noleppa, Steffen**

The Economics of Alternative Strategies for the Reduction of Food-borne Diseases in Developing Countries:  
The Case of Diarrhea in Rwanda

**WORKING PAPER**



Luisenstraße 56, D - 10099 Berlin (Mitte), Germany  
tel.: + (49) - 30 - 2093 6317; fax: + (49) - 30 - 2093 6474

## Impressum

Herausgeber: Wirtschafts- und Sozialwissenschaftliche Fachgebiete der  
Landwirtschaftlich-Gärtnerischen Fakultät der  
Humboldt-Universität zu Berlin

Editors: Economic and Social Science Disciplines of the  
Agricultural and Horticultural Faculty of the  
Humboldt-University at Berlin

Editeurs: Sciences économiques et sciences sociales de  
la Faculté d'agriculture et d'horticulture,  
Université Humboldt à Berlin

Editor: Departamentos de Ciencias Económicas y  
Ciencias Sociales de la Facultad  
de Agricultura y Horticultura de la  
Universidad Humboldt de Berlin

Издатель: Кафедры экономических и социальных наук  
сельскохозяйственно-садоводческого факультета  
Берлинского университета имени Гумбольдта

Redaktion: Prof. Friedhelm Streiffeler  
Managing Editor: Institut für Wirtschafts- und Sozialwissenschaften des Landbaus  
Rédaction: der Humboldt-Universität zu Berlin  
Redacción: Fachgebiet Agrarsoziologie  
Редакция: Luisenstraße 53  
D - 10099 Berlin  
Telefon: (49)-30-2093 6517  
Telefax: (49)-30-2093 6542

# The Economics of Alternative Strategies for the Reduction of Food-borne Diseases in Developing Countries: The Case of Diarrhea in Rwanda

Harald von Witzke,<sup>1</sup> Dieter Kirschke,<sup>1</sup>  
Hermann Lotze-Campen,<sup>2</sup> and Steffen Noleppa,<sup>2</sup>  
Berlin, Germany<sup>3</sup>

**Abstract:** The paper provides a methodology which is suitable for the analysis of the social cost of disease and the benefits and cost of health intervention by integrating public health analysis and economics. The approach developed in the paper is applied to food-borne diarrhea in Rwanda. The results suggest that simple treatments such as Oral Rehydration Therapy have a higher social rate of return than consumer protection via education.

**Key words:** public health, consumer protection, social cost, economics of food-borne diseases

**JEL classification:** I 12, I 18, Q 12

## 1. Introduction

Food-borne diseases continue to be prevalent and of significant economic importance in developing countries. This is particularly the case with diarrhea. The World Health Organization (WHO) estimates that more than 10 per cent of all deaths caused in Africa by infectious diseases are caused by diarrhea (WHO, 2004c). Young children are particularly susceptible to diarrhea (Käferstein, 2003). On a global scale, three million children die every year as a direct consequence of diarrhea (WHO, 2000). Rwanda is a country which is typical of many low income countries with regard to diarrhea (Schneider et al., 2000).

Diarrhea is caused by viruses, bacteria, bacterial toxins and parasites. Diarrhea causing organisms multiplying in the human intestines generate a strong secretion of water. At the same time, the absorption of water by the intestines is diminished. Both act to reduce the water content of body cells. Some germs also damage the lining of the intestines and cause a loss of blood.

---

<sup>1</sup> Department of Agricultural Economics, Humboldt University of Berlin, Germany.

<sup>2</sup> agripol – network for policy advice, Berlin, Germany.

<sup>3</sup> Research has been made possible through support from the Gesellschaft für Technische Zusammenarbeit (GTZ) in Eschborn, Germany. The authors wish to thank S. Fleßa, D. Günter, W. Hammer, F. Käferstein, A. Kalk, M. Lindecke and H. Schöneberger for valuable comments. Any remaining errors and shortcomings are ours.

For quite some time, contaminated water was considered to be the main source of diarrhea. However, it has turned out that contaminated food is even more important. By some estimates, up to 70 per cent of all incidents of diarrhea are caused by contaminated food.

Essentially, there are two types of strategies to combat diarrhea; prevention and treatment. A key prevention instrument in developing countries is education of consumers as to how to store and prepare food in the household (WHO, 2000; Käferstein et al., 1997). Another often promoted instrument is to reduce food contamination in the food chain through what is sometimes referred to as the “Healthy Marketplace” strategy (WHO, 2003).

The most important treatment of diarrhea is the “Oral Rehydration Therapy” (ORT). Death and other serious health effects of diarrhea are most often caused by dehydration. Just drinking a lot of water is not sufficient to offset dehydration caused by diarrhea because water absorption in the intestines is diminished. However, adding minerals and glucose to water can significantly increase absorption of solute and water. ORT is, therefore, an inexpensive and effective way to treat diarrhea at home ([www.rehydrate.org](http://www.rehydrate.org)). ORT is sometimes referred to as the most important medical advance in the 20<sup>th</sup> century (Lancet, 1978; quoted in [www.rehydrate.org](http://www.rehydrate.org)).

The objective of this paper is to determine the social cost of diarrhea in a country in which this disease is of great significance and to analyze the social cost and benefits of the three health policy measures mentioned above. In the remainder of this paper we will first present a methodology developed in public health analysis which is suitable for the quantification of the significance of disease. We will modify this concept, and then use it also to analyze the social cost of diarrhea in Rwanda and to determine the social rate of return to these three strategies to fight diarrhea.

## **2. The Social Cost of Disease**

### **2.1 The Public Health Framework**

The impact of disease is analyzed in the public health literature within a framework proposed by Murray (1996). It is based on the number of years lost to disease through time lived with a less than perfect health, and time lost due to premature death as a consequence of disease. Pivotal in this analysis is an aggregate measure of health referred to as DALY. DALY is the acronym for disability addjusted life years. It is defined as

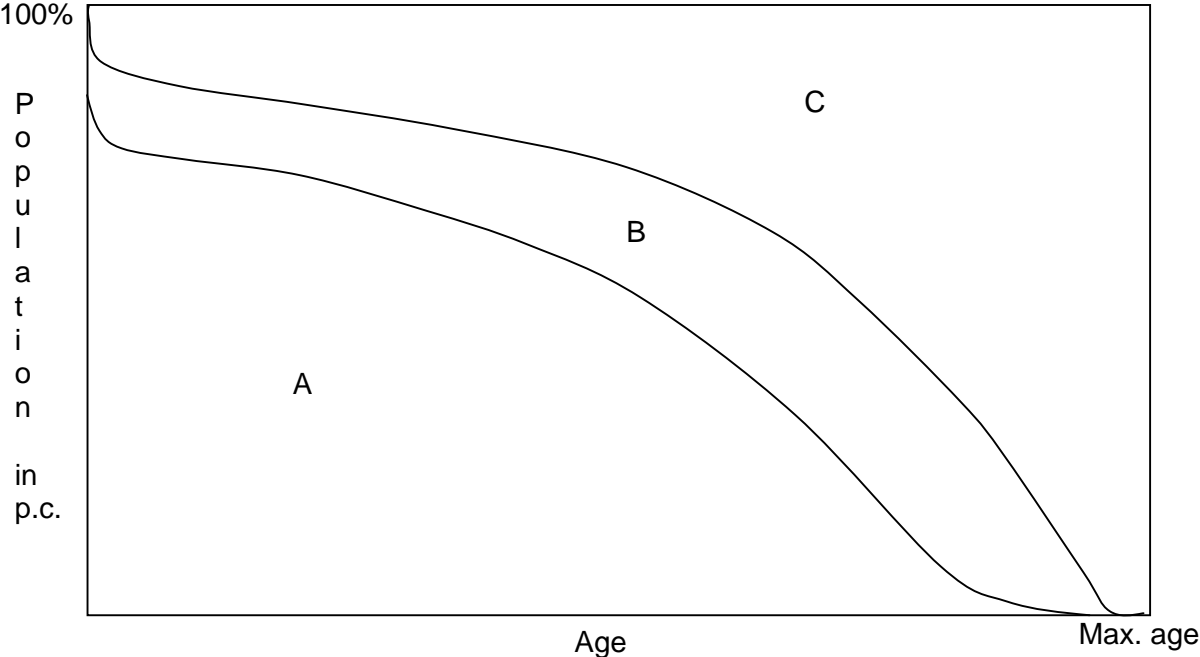
(1)  $DALY = YLL + YLD$

$YLL =$  years of life lost due to premature death

$YLD =$  years of life lived with disability, sometimes adjusted for the severity of illness.

DALYs, YLLs and YLDs can be illustrated graphically by means of a survivorship function. This is exhibited in figure 1. The horizontal axis depicts the age in years from birth to the maximum age possible,<sup>1</sup> while the vertical axis depicts the population being dead, ill, or in perfect health (e.g. Murray, 1996).

**Figure 1:** A Survivorship Function



**Source:** Adopted from WHO, 2001.

Area C represents the total years lost to premature death. This is equivalent to YLL. Area B is the time lived with disease; it is equivalent to YLD. Therefore, areas B plus C represent DALY, while area A is the time lived in perfect health.

YLL can easily be calculated as:<sup>2</sup>

$$(2) \quad YLL = \sum_{x=0}^L d_x \cdot (L-x)$$

L = end of life

x = age at death

$d_x$  = number of deaths at x; (x = 0, ... ,L);  $d_x$  can be total deaths or number of deaths attributable to any given disease.

<sup>1</sup> Alternatively, life expectancy may be used as a benchmark for calculating DALYs. For details, see Murray (1996). An extensive survey of the DALY concept can be found in Murray (1996), Goerdts et al. (1996), Murray et al. (eds.) (2002), Anand and Hanson (1997).

<sup>2</sup> Alternative definitions for the years of life lost have been presented in the literature. They are referred to as PYLL, CEYLL, PEYLL or SEYLL (Murray, 1996).

YLL goes up with increasing incidence of death, declining age at death, and increasing end of life. There is an extensive debate in the public health literature about the appropriate choice of L which cannot be replicated here. In empirical analyses, L usually is in the range of 60 to 80 years (Murray, 1996).

For an economic analysis of health issues it is not, however, the maximum length of life or the life expectancy that matters. Rather it is the end of the economically productive phase of life. In developing countries, this is usually close to the end of life. Therefore, for the purpose of our analysis it makes sense to define L as economic life expectancy (= end of productive phase of life).

The second component of DALY is YLD. It can be defined as:

$$(3) \quad YLD = \sum_{l=0}^L \sum_{i=1}^n LT_{li} \cdot \Delta PR_{li}$$

$LT_{li}$  = Length of the i-th incidence of disease at age l

$\Delta PR_{li}$  = Severity of the i-th incidence of disease.

n = population size.

In the public health literature there is an extensive discussion as to how to determine  $\Delta PR_i$  (e.g. Murray, 1996). Usually, a range of activities is defined such as reproduction, market production, education and leisure, and then it is determined how much each activity is affected by any given disease. For the purpose of an economic analysis this issue can be simplified by reducing it to the decline in productivity during the time lived with disease.

Another controversial issue in the public health literature is discounting for future health (e.g. Keeler and Cretin, 1983; Sen, 1984; Weinstein, 1990; Olsen, 1993). This is not the place to replicate this discussion. Rather we propose to quantify DALYs without discounting. However, as we will be calculating the social rate of return to the three health measures, we will implicitly discount future health in the economic rather than the public health part of the analysis.

In the classical work directed by Murray and Lopez (1996), years lived are weighted as a function of the age of a person based on the following exponential function (figure 2):

$$(4) \quad C \cdot x \cdot e^{-\beta \cdot x}$$

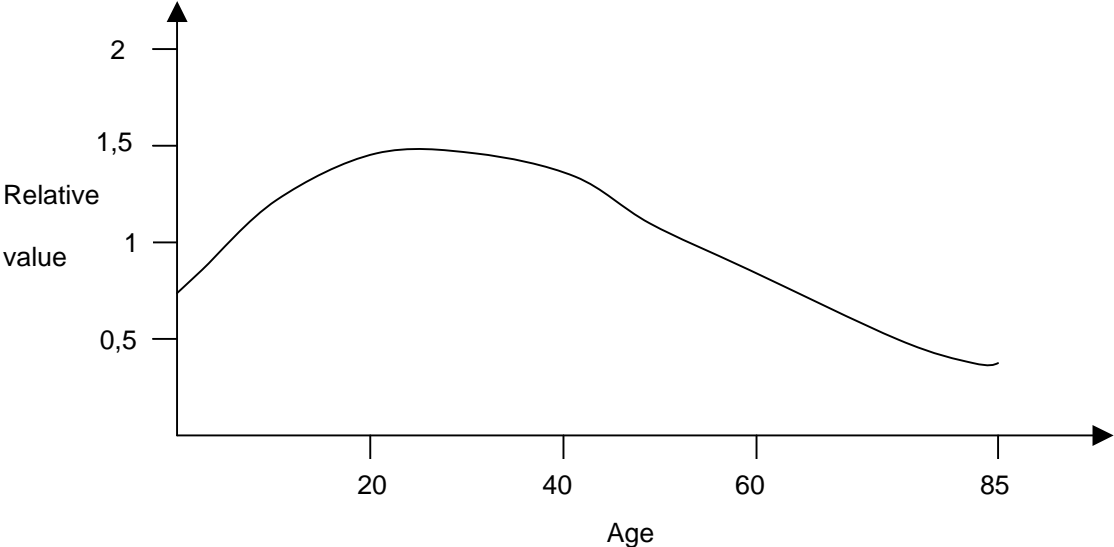
C = parameter

x = age

$\beta$  = parameter which determines the weights;  $\beta$  is chosen such that YLL does not change because of the weighting procedure.

Ultimately, the value judgement behind this approach is that life has an intrinsic value from birth to death and that this value changes characteristically during the life cycle of a human. From a utilitarian perspective, years of life, in principle, could be weighted by the marginal utility derived from each additional year of life. Obviously, it would be most difficult to estimate the utility weights in empirical analyses.

**Figure 2:** Relative value of a year of life lived at different ages



**Source:** Adopted from WHO, 2001.

For the purpose of an economic analysis this a priori weighting of years lived at different ages is not appropriate. Rather each year of life should be weighted by the age-specific labor productivity, provided that such information is available.

Using productivity to weight years of life is not without problems either. The focus on productivity would result in no benefits when health measures result in a longer life for those who are retired and whose productive economic life, thus, has ended. In this case, some marginal utility weight would have to be determined for years lived past the productive period of life has ended. Using productivity to weight life years is not a major problem in our analysis, as the retirement age in poor countries tends to be close to the end of life. Moreover, years of healthy life gained through the prevention and/or treatment of diarrhea are, for the most part, due to a reduction in child morbidity and to not extend life at an older age by much.

Public health analyses typically culminate with the calculation of DALYs. However, for an economic analysis this is not sufficient. A person living with disease often requires additional resources. This may be the case because other members of the household take care of a diseased person, or because medical personnel and medical procedures may be involved,



either ambulatory or in a hospital. At any rate, the additional resources used to care for and treat a person stricken by disease need to be considered as well. Therefore, we propose the use of an expanded measure of aggregate disease that we refer to as HDALY:

(5)  $HDALY = DALY + HYLD$

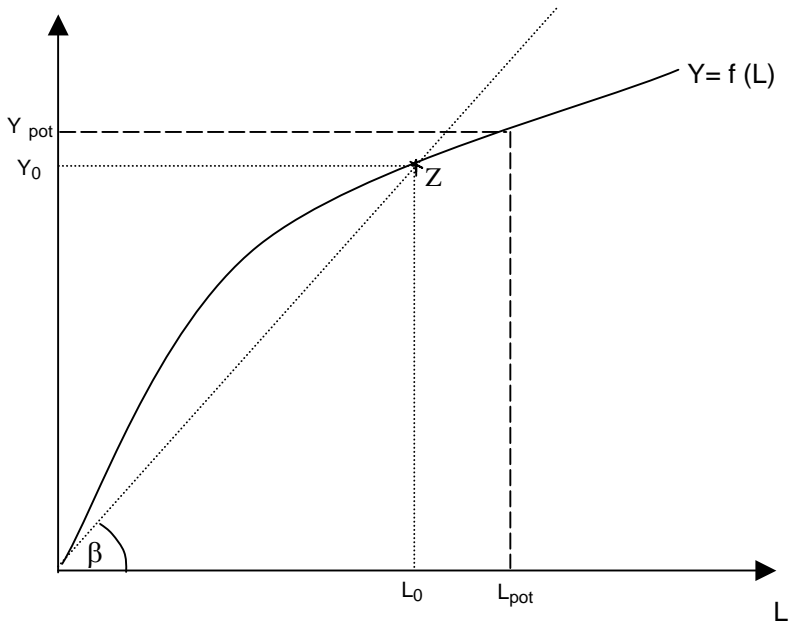
where HYLD captures the economic value of all resources used to care for and treat diseased individuals.

In developing countries, professional medical services are typically marginal or not available at all. Therefore, at early stages of economic development HYLD is for the most part the reduced productivity of household members while they care for another diseased household member.

**2.2 The Economic Framework**

The economic framework is fairly straightforward. Premature death caused by disease and time lived with disease both act to reduce labor input over the life-cycle and thus life-time production.

**Figure 3: The Productive Effect of HDALY**



Consider figure 3 which depicts a production function relating labor input and aggregate production. Let  $L_0$  be the actual labor input with disease, then  $Y_0$  would be the corresponding aggregate production. In the absence of disease,  $L_{pot}$  would be the labor input while  $Y_{pot}$  would be production. The change in production caused by a changing labor input is determined by labor productivity. Average labor productivity ( $\Pi$ ) is easily obtainable in published statistics. Average labor productivity at labor input  $L$  is determined by the slope of the straight line from the origin of the graph through  $Z$ ; that is,  $\Pi = \text{tg } \beta = Y_0/L_0$ . Therefore, one could approximate the loss in production caused by disease as:

$$(6) \quad \Delta Y = \Pi \cdot (L_{pot} - L_0) = \Pi \cdot \text{HDALY}$$

As depicted in figure 3, this approximation procedure overestimates the actual loss in production caused by disease. The extent of overestimation is the more pronounced the larger HDALY is.

If one wishes to correct for this, some information about the production function is necessary. Let the production function be of the Cobb-Douglas type, then for two factors of production we obtain:

$$(7) \quad Y = F \cdot L^\alpha \cdot C^{(1-\alpha)}$$

$F$  = parameter of the production function  
 $C$  = capital  
 $\alpha$  = production elasticity of labor

Given the capital input, the percentage change of production is:

$$(8) \quad \frac{\Delta Y}{Y} = \alpha \cdot \frac{\Delta L}{L}$$

Thus, eq. (6.) can be rewritten as follows:

$$(9) \quad \Delta Y = \alpha \cdot \Pi \cdot \text{HDALY}$$

Under competition,  $\alpha$  is equal to the factor share of labor. This variable can often be calculated from publicly available data sources without major problems.

By analogy, the effect of a consumer protection measure of medical intervention on production ( $\Delta Y^*$ ) can be determined by calculating the gain in HDALYs resulting from such action.

$$(10) \quad \Delta Y^* = \alpha \cdot \Pi \cdot \Delta \text{HDALY}$$

Health measures employed in one period often impact on subsequent periods. To account for this in the empirical analysis, we consider a 20-year time period from 2000 to 2020. In order to be able to project the effects of health interventions over a twenty year time period, it is necessary to also consider population growth, growth in life expectancy, and change in general health parameters during this period.

UNPP (2003) estimates that population growth will be declining from an annual 2.2 per cent in 2000/05 to 1.8 per cent in 2015/20. These numbers have been employed in our analysis. Likewise, we have used UNPP (2003) life expectancy projections. General health is projected to improve along the trend of the recent past which implies an autonomous annual reduction in diarrhea of .3 per cent (Hamer et al., 1998).

In the empirical analysis, the gain in production in each period and the social cost of the health or consumer protection measure has to be determined for every period. This allows one to calculate the social rate of return of alternative health measures:

$$(11) \quad \Delta NY_t = \Delta Y_t^* - \Delta K_t$$

$$(12) \quad \sum_{t=0}^T \frac{1}{(1+i)^t} \cdot \Delta NY_t = 0$$

NY = net benefit

K = social cost of health intervention

i = social rate of return.

### 2.3 The Social Cost of Diarrhea in Rwanda: Empirical Evidence

The empirical analysis of the social cost of diarrhea in Rwanda have been based on information published by WHO (2002). No age weighting has been done, nor have life years been discounted. The total number of years lost to diarrhea in Rwanda in 2000 is at HDALYs = 386 547.<sup>1</sup> HDALYs and its components for the productive period of life (years 10 to 59) by age cohort and gender are exhibited in table 1.

---

<sup>1</sup> In calculating this number of the DALYs published for Rwanda by WHO (2002), we have assumed that in 90 per cent of all incidents of diarrhea, household members are involved in the care of a diseased person and that the labor input of the care taker is reduced by 50 per cent. For details, see Donovan et al. (2003).

The total loss in productive life years in 2000 alone was at almost 300,000 years. It is obvious that by far the most important component of HDALYs for both genders is mortality caused by diarrhea in children of four years and younger. Productive years of life lost due to child mortality accounts for more than 80 per cent of total HDALYs. The total HDALYs for females is 10 per cent below that of males. This is largely due to lower mortality of females during the first four years of life.

**Table 1:** Aggregate Measures of Years of Productive Life (ages 11-59) lost to Diarrhea in Rwanda, 2000

age cohort	YLL	YLD	DALY	HYLD	HDALY
<b>Males</b>					
< 1	24197	0	24197	0	24197
1-4	116399	0	116399	0	116399
5-9	2353	0	2353	0	2353
10-14	2065	983	3047	0	3047
14-20	1322	303	1626	190	1816
20-29	1616	447	2062	280	2343
30-39	2164	267	2431	168	2599
40-49	2004	157	2160	99	2259
50-59	985	108	1093	68	1161
<b>total males</b>	<b>153104</b>	<b>2265</b>	<b>155369</b>	<b>803</b>	<b>156172</b>
<b>females</b>					
<1	19690	0	19690	0	19690
1-4	94847	0	94847	0	94847
5-9	3908	0	3908	0	3908
10-14	3458	993	4451	0	4451
14-20	2103	308	2411	1694	4105
20-29	2651	450	3101	2478	5580
30-39	3040	264	3304	1451	4755
40-49	1989	162	2152	892	3044
50-59	879	119	999	654	1652
<b>total females</b>	<b>132566</b>	<b>2297</b>	<b>134864</b>	<b>7169</b>	<b>142032</b>
<b>total</b>	<b>285670</b>	<b>4562</b>	<b>290233</b>	<b>7972</b>	<b>298204</b>

**Source:** Own computations based on WHO (2002).

To calculate the loss in production resulting from diarrhea we have multiplied the sum of the HYLDSs in table 1 by the average labor productivity of US \$ 356 per person and year.<sup>1</sup> As the factor share of labor in Rwanda has not been available, we have assumed values between .5 and 1.0 for this parameter. The results are exhibited in table 2.

**Table 2:** The Social Cost of Diarrhea in Rwanda (mill. US \$), 2000.

$\alpha$	$\Delta Y$
0.5	53.08
0.75	79.62
1.0	106.16

**Source:** Own computations  
 Social cost of disease:  $\Delta Y = \alpha \cdot \Pi \cdot \text{HDALY}$   
 $\alpha = \{0.5, 0.75, 1.0\}$   
 $\Pi = \text{US\$ } 356$

As can be seen, the social loss of diarrhea in Rwanda in 2000 was somewhere between US \$ 53 mill. and US \$ 106 mill. This is a loss in the range of 2.5 to 5.0 per cent of the GNP (World Bank, 2002).

### 3. Benefits and Cost of Diarrhea Prevention and Treatment Strategies

The analysis of the impact of diarrhea prevention and treatment strategies is analogous to the procedure discussed in section 2 of this paper. First, the effects of three measure to reduce the negative health impact of diarrhea on HDALYs will be quantified. Second, this gain in healthy life years will be multiplied by average productivity and the production elasticity of labor. Third, the cost of the health measures will be determined.

#### 3.1 Three Strategies to Combat Diarrhea

As mentioned earlier, the three measures to combat diarrhea which will be analyzed here are Health Education, Healthy Marketplace procedure, and Oral Rehydration Therapy (ORT). The first two measures are preventative in character while the third is a curative measure.

---

<sup>1</sup> This number was obtained by dividing the GDP by the number of individuals between ages 10 to 59.

### **3.1.1 Health Education**

Health Education is defined as training in the safe preparation of food and storage of food in the household of consumers along the lines developed in WHO's (2001b) "Five Keys to Safer Food". The cost of this intervention is caused by the resources required to train persons involved in food preparation and storage in the household.

We define a one-week training course for 25 participants and assume that each participant transfers the acquired knowledge to eight other individuals. Thus, one training course acts to educate 200 persons. The knowledge is assumed to depreciate by 20 per cent per year of the initial human capital stock; i.e. the training effect has disappeared altogether after five years.

One training team can deliver 40 training courses per year; that is, one training team could reach 8,000 individuals per year directly and indirectly. Given the depreciation of knowledge, a training team would work four five year cycles and educate 40,000 persons during this time period. The population in Rwanda in 2000 was about 7.6 million. To cover the entire country in five year cycles, 190 training teams would be required.

WHO (2004b) estimates the annual cost of one training course to be at US \$ 42,000 plus 50 per cent of this cost in the first year to initiate the program caused by planning and implementation processes as well as train the trainers programs. The annual cost of such workshops (including initiation cost and accounting for population growth are US \$ 12.0 Mill. in 2000 (190 training teams); US \$ 8.15 Mill. in 2001 (194 training teams); ... ; US \$ 12.0 Mill. in 2020 (286 training teams).

### **3.1.2 Healthy Marketplaces**

A Healthy Marketplace is a concept promoted by WHO (2003) which attempts to avoid food contamination with disease causing organisms and substances throughout the food chain from producers to the purchase of food by consumers. Again, diarrhea causing agents are the main target of this concept, as it is the most important disease transmitted on the local food markets. For a Healthy Marketplace, market participants have to be trained. The training cost has been calculated analogously to the procedure in the previous section on Health Education. The data used are from WHO's (2003) PHAST concept.<sup>1</sup> One training workshop

---

<sup>1</sup> PHAST is an acronym for participatory hygiene and sanitation transformation.

trains 40 market participants for one week. The multiplier effect of each person trained is higher than in Health Education, as each market participant's knowledge is spilling over to more individuals. The multiplier used here is 20; that is every person trained impacts on 20 consumers' health.

### **3.1.3 Oral Rehydration Therapy (ORT)**

As mentioned above, ORT represents a curative measure to combat diarrhea. It is relatively simple to administer in developing and developed countries alike. And it is inexpensive. The average cost of ORT per incidence of diarrhea is at US \$ .30. Total annual cost of ORT is determined by the number of incidents of diarrhea and the percentage of incidents treated. As with the other health strategies discussed here, we assume a 100 per cent coverage of the population. In 2000, there had been 9.6 million cases of diarrhea in Rwanda which results in a cost of US \$ 2.88 million. As before, planning and implementing such a nationwide program have been chosen at US \$ 4 million which is identical to the other two health programs. It turns out that Health Education is the most expensive health measure while ORT results in the lowest cost.

## **3.2 The Social Rate of Return of Three Strategies to Fight Diarrhea in Rwanda**

In order to be able to calculate the social rate of return to the three measures to combat diarrhea, information is required about the impact of these measures on the HDALY. The numbers reported in the literature vary considerably. PSI (2004) reports a reduction of 40 per cent which can be realized through training activities. Hamer (1998) has observed reductions between 9 and 20 per cent. In our calculations, we have assumed this number to be at 15, 20, and 25 per cent respectively. Likewise, we have parametrized the cost of each measure to be at 75 and 125 per cent of the cost calculated in section 3.1. The production elasticity has been assumed to be at .75.

The results of our analysis are summarized in table 3.

**Table 3:** The Social Rate of Return to three Strategies to Fight Diarrhea in Rwanda (2000-2020),  $\alpha = .75$

Cost <sup>1</sup>		Health Impact <sup>2</sup>		
		15%	20%	25%
Health Education	low	34	48	60
	average	22	34	44
	high	14	25	34
Healthy Marketplaces	low	82	112	141
	average	65	92	117
	high	52	76	99
ORT	low	177	245	314
	average	148	210	271
	high	126	181	237

**Source:** Own computations.

As can be seen, the social rate of return is positive and exceptionally high for all health measures analyzed here, ranging in the main scenario from 34 per cent for Health Education to 210 per cent for ORT. This result is not surprising. As the health impacts of the three measures are comparable, it is the differences in cost that matter for the social profitability of the three health strategies analyzed. ORT is the least cost approach. Therefore, the social rate of return to ORT is significantly higher than for the other two measures. Both training activities have a similar cost. However, the Healthy Marketplace strategy is characterized by a higher multiplier for each person trained, as a market participant's knowledge can spill over to more persons than a private household member trained in the safe preparation and storage of food. Therefore, Health Education's social rate of return is below that of Healthy Marketplaces.

<sup>1</sup> low = 75 per cent of calculated cost  
average = 100 per cent of calculated cost  
high = 125 per cent of calculated cost

<sup>2</sup> Reduction in morbidity and mortality



## 4. Conclusion

In this paper, we have attempted to demonstrate how an approach commonly used in public health analysis can be employed in economic analysis in order to quantify the social cost of disease and the social profitability of health interventions. We found the social cost of diarrhea in Rwanda to be very high.

The three measures analyzed here are all characterized by exceptionally high social rates of return. Either one of the two preventative strategies (Health Education, Healthy Marketplaces) or the curative strategy of ORT can be considered to be socially exceptionally profitable and, therefore, very useful in the fight against Diarrhea in Rwanda. As the public health environment and the diarrhea incidence in Rwanda is characteristic for most low income countries, the results obtained for Rwanda can be considered to be characteristic of poor countries in general.

The implications of our results for public health policy in developing countries are obvious. Public health strategies should put significant emphasis on the fight against diarrhea. Priority should be given to strategies that make ORT readily available for everyone. While ORT is characterized by the highest social rate of return of the three measures analyzed here, relying on ORT alone to fight diarrhea would be a suboptimal strategy, because frequent re-infection will occur as long as the hygienic conditions in the food marketing chain and in the households do not improve. Thus, prevention through health education is an essential element in an appropriate mix of measures against diarrhea.

It is also important to keep in mind that the economic benefits of preventing diarrhea increase with labor productivity. Thus, in the course of economic development the potential social gains from education will tend to go up further.

## References

- D. Anand and K. Hanson**, "Disability Adjusted Life Years: A Critical Review". Journal of Health Economics 16 (1997): 685-702.
- C. Donovan et al.**, Prime-age Morbidity and Mortality in Rwanda: Effects on Household Income, Agricultural Production, and Food Security Strategies. Ministry of Agriculture, Livestock and Forestry, Kigali, 2003.
- A. Goerdt et al.**, "Non-fatal Health Outcomes: Concepts, Instruments and Indicators". The Global Burden of Disease. C. J. L. Murray and A. D. Lopez (eds.), Cambridge, MA: Harvard University Press, 1996.
- D. H. Hamer, J. Simon, D. Thea, and G. T. Keusch**, "Childhood Diarrhea in Sub-Saharan Africa". Child Health Research Project Special Report (2), No. 1, 1998.
- F. K. Käferstein**, "Food Safety: The Fourth Pillar in the Strategy to Prevent Infant Diarrhea". Bulletin of the WHO 81 (2003): 842-843.
- F. K. Käferstein, Y. Motarjemi, and D. Bettcher**, "Control of Food-borne Diseases: A Transnational Challenge". Emerging Infectious Diseases 3 (1997): 503-510.
- E. B. Keeler and S. Cretin**, "Discounting of Life-saving and other Non-monetary Effects". Management Science 24 (1983): 300-306.
- P. S. Mead**, "Food-related illness and Death in the United States". Emerging Infectious Diseases 5 (1999): 607-625.
- C. J. L. Murray**, "Rethinking DALYs". The Global Burden of Disease. C. J. L. Murray and A. D. Lopez (eds.), Cambridge, MA: Harvard University Press, 1996.
- C. J. L. Murray et al. (eds.)**, Summary Measures of Public Health. Geneva: WHO, 2002.
- C. J. L. Murray and A. D. Lopez (eds.)**, The Global Burden of Disease. Cambridge, MA: Harvard University Press, 1996.
- J. Olsen**, "On What Basis Shall Health be Discounted?" Journal of Health Economics 12 (1993): 39-53.
- PSI (Population Services International)**, Disinfecting Water, Saving Lives: PSI's Safer Water System Prevents Diarrhea". Washington, DC: PSI, 2004.

**P. Schneider et al.**, Rwanda National Health Accounts 1998. Technical Report 53, Partnership for Health Reform Project, Abt Assoc., Bethesda, MD, 2000.

**A. K. Sen**, "Approaches to the Choice of Discount Rates for Social Benefit-Cost Analysis". Discounting for Time and Risk in Energy Policy. R.C. Lind (ed.), Baltimore, MD: Johns Hopkins University Press, 1983.

**UNPP (United Nations Population Prospects)**, World Population Prospects: The 2002 Revision. New York, NY: UNPP, 2003.

**M. C. Weinstein**, "Principles of Cost-effective Resource Allocation in Health Organizations." International Journal of Technology Assessment in Health Care 6 (1990): 93-103.

**World Bank**, World Development Report 2002. Washington, DC: World Bank, 2002.

**WHO (World Health Organization)**, Food-borne Disease: A Focus for Health Education. Geneva: WHO, 2000.

**WHO (World Health Organization)**, Annual Incidence ( '000) for Selected Causes: by Age, Sex, and WHO Subregion. 2000, Version 2. Geneva: WHO, 2001a.

**WHO (World Health Organization)**, World Food Safety Program: Five Keys to Safer Food. Geneva: WHO, 2001b.

**WHO (World Health Organization)**, The World Health Report 2002. Geneva: WHO, 2002.

**WHO (World Health Organization)**, Healthy Marketplaces: Working Towards Ensuring the Supply of Safer Food. Geneva: WHO, 2003.

**WHO (World Health Organization)**, WHO-CHOICE: Prices for Hospitals and Health Centers. Geneva: WHO, 2004a.

**WHO (World Health Organization)**, WHO-CHOICE: Prices for Local Goods. Geneva: WHO, 2004b.

**WHO (World Health Organization)**, The World Health Report 2004. Geneva: WHO, 2004c.

**www.rehydrate.org**

WORKING PAPER der Wirtschafts- und Sozialwissenschaften an der Landwirtschaftlich-Gärtnerischen Fakultät der Humboldt-Universität zu Berlin:

Die Hefte 1- 18 erschienen unter dem Titel BERLINER BEITRÄGE ZUR AGRARENTWICKLUNG.

- Nr. 1 (1989) Kirschke, D.**  
Entscheidungsfindung im System der Internationalen Agrarforschungsinstitute.
- Nr. 2 (1989) Agrawal, R.C.**  
Approaches to Perspective Planning of Agricultural Sector in Developing Countries.
- Nr. 3 (1990) Streiffeler, F.**  
Aufgabe alter Fischfangtechniken, Generationenkonflikt und Ressourcenerschöpfung - Eine Studie bei den Wagenia in Zaire.
- Nr. 4 (1990) Nitsch, M.**  
The Biofuel Programme PROALCOOL within the Brazilian Energy Strategy.
- Nr. 5 (1990) Kirschke, D. und Lorenzi, G.**  
Reason, rhetoric, and reality: Agricultural policy analysis reconsidered.
- Nr. 6 (1990) Blum, V.**  
Veränderungen kleinbäuerlichen Wirtschaftens in sozialen Krisensituationen. Beispiele aus den peruanischen Anden.
- Nr. 7 (1991) Hagelschuer, P.**  
Systemwechsel und sektorale Wirkungen in der Landwirtschaft der ehemaligen DDR.
- Nr. 8 (1991) Sauer, P.**  
Entwicklungszusammenarbeit - Arbeitsfeld von Diplom-Agraringenieuren? -
- Nr. 9 (1991) Dirscherl, C.**  
Die Organisation landwirtschaftlicher Arbeit in der LPG:  
Beobachtungen eines agrarsoziologischen Forschungspraktikums.
- Nr. 10 (1993) Kirschke, D.**  
Agrarpolitik im Spannungsfeld zwischen Ernährungssicherung und Ressourcenschutz.
- Nr. 11 (1993) Kirschke, D.**  
EG-Agrarpolitik, Gatt und kein Ende.
- Nr. 12 (1993) Kirschke, D.**  
Research priority setting for livestock development in developing countries.
- Nr. 13 (1994) Creemers, L.**  
Städtische Landwirtschaft in Lateinamerika und der Karibik (Eine Erkundung der grünen Flächen in den Städten).
- Nr. 14 (1995) Hagelschuer, P.**  
Der Transformationsprozeß in den fünf neuen Bundesländern der BRD mit seinen Auswirkungen auf den Agrarsektor.
- Nr. 15 (1995) Schubert, W.**  
Bodennutzung und Betriebssysteme in der Ukraine.
- Nr. 16 (1995) Lorenzi, G. und Brandt, H.**  
Landbau und Metropolis: Ein Beitrag zur agrikulturellen Sinnfindung.
- Nr. 17 (1995) Kennedy, P.L.; von Witzke, H.; Roe, T.L.**  
A Cooperative Game Approach To Agricultural Trade Negotiations.
- Nr. 18 (1995) Bohler, K.F.**  
Historisch-soziologische Typen der Agrar- und Sozialverfassung in Deutschland.
- Nr. 19 (1996) Hagelschuer, P.; Mertens, H.**  
Zu Ergebnissen der Transformation in den Agrarsektoren ausgewählter mittel- und osteuropäischer Länder.
- Nr. 20 (1996) Svatos, M.**  
Der Transformationsprozeß und der strukturelle Wandel in der Landwirtschaft der Tschechischen Republik (TR).
- Nr. 21 (1996) Häger, A.; Hagelschuer, P.**  
Einige soziale Auswirkungen der Transformation im Agrarsektor der Neuen Bundesländer.
- Nr. 22 (1996) Jahnke, H. E.**  
Farming Systems and Development Paths of Agriculture - the Case of the Seasonal Tropics.
- Nr. 23 (1996) Balmann, A.; Moosburger, A.; Odening, M.**  
Beschäftigungswirkungen der Umstrukturierung der ostdeutschen Landwirtschaft.
- Nr. 24 (1996) Gabbert, S.; Schamel, G.; von Witzke, H.**  
Wine Quality and Price: A Hedonic Approach.
- Nr. 25 (1996) Kirschke, D.; Lotze, H.; Noleppa, S.; von Witzke, H.**  
Reform of the CAP Reform: Empirical Evidence for the New Länder of Germany.
- Nr. 26 (1996) Berger, Th.**  
Fuzzy-KW. Ein Programm zur Berechnung von Fuzzy-Kapitalwerten.
- Nr. 27 (1996) Gallagher, P.**  
International Marketing Margins with Trade Uncertainty. Some Effects of Non-Tariff Trade Barriers.
- Nr. 28 (1996) Lotze, H.**  
Foreign Direct Investment and Technology Transfer in Transition Economies: An Application of the GTAP Model.
- Nr. 29 (1996) Schubert, W.**  
Ukraine - Agrarstrukturen im Umbruch.

- Nr. 30 (1996) Brandt, H.; Jahnke, H.E.; Mechtel, M.; Schulze, A.**  
Intensitätsfragen der Reiserzeugung in Westafrika - eine Fallstudie aus Sierra Leone.
- Nr. 31 (1996) Weber, M.; Jahnke, H.E.**  
Modellierung der potentiellen Auswirkungen des „Broad-Bed-Makers“ (BBM) in der äthiopischen Landwirtschaft.
- Nr. 32 (1997) Schamel, G.**  
Agricultural Trade and the Environment: Domestic Versus Global Perspectives.
- Nr. 33 (1997) Hagedorn, K.**  
Access to Land Rights as a Question of Political Influence. The Case of Privatization of Nationalized Land in Eastern Germany.
- Nr. 34 (1997) Kühne, S.; Hagelschuer, P.; Häger, A.**  
Auswirkungen des Transformationsprozesses auf die Fleischwirtschaft in den neuen Bundesländern.
- Nr. 35 (1997) Odening, M.; Hirschauer, N.**  
Transfer pricing in divisionalized farms.
- Nr. 36 (1997) Chennamaneni, R.**  
Indian Agriculture at Cross Roads: Emerging Issues of Growth, Environment, and Food Security.
- Nr. 37 (1997) Kühne, S.; Hagelschuer, P.**  
Auswirkungen des Transformationsprozesses auf die Milchwirtschaft in den neuen Bundesländern.
- Nr. 38 (1997) Burchard, M.**  
Der Generalplan Ost: Ein finsternes Kapitel Berliner Wissenschaftsgeschichte.
- Nr. 39 (1997) Küpers, H.; Nasoetion, I.H.; Dieter-Gillwald, I.; Jahnke, H. E.**  
Investitionsentscheidungen unter Transformationsbedingungen - Ein Ansatz für Planung, Bewertung und Risikoabschätzung einer landwirtschaftlichen Direktinvestition in Polen.
- Nr. 40 (1997) Halk, O.; Helzer, M.; Janßen, J.; Lorenzl, G.; Richter, L.; Schade, G.**  
Forschung und Praxis im Agrarmarketing. Forschungskolloquium anlässlich des 65. Geburtstages von Prof. Dr. Manfred Helzer.
- Nr. 41 (1997) Wawrzyniak, J.; Ciesielska, B.; Schade, G.; Mertens, H.**  
Die Zunahme des Angebots ausländischer Produkte auf dem Poznaner Markt für Gartenbauerzeugnisse und diesbezügliche Verbrauchermeinungen.
- Nr. 42 (1997) Jütting, J.**  
Transmission von Preiseffekten im Kontext von Strukturanpassung.
- Nr. 43 (1997) Herok, C.; Lotze H.**  
Auswirkungen einer Osterweiterung der EU unter einer veränderten Gemeinsamen Agrarpolitik.
- Nr. 44 (1998) Filler, G.; Garmhausen, A.; Jaster, K.; Kachel, K.-U.**  
Eine ökonomische Situationsanalyse von Landwirtschaftsbetrieben im Biosphärenreservat Schorfheide-Chorin.
- Nr. 45 (1998) Kühne, S.; Hagelschuer, P.**  
Auswirkungen des Transformationsprozesses auf die Zuckerwirtschaft in den neuen Bundesländern.
- Nr. 46 (1998) Balmann, A.; Moosburger, A.; Odening, M.**  
'Agenda 2000' - Abschätzung der Auswirkungen auf landwirtschaftliche Unternehmen in den Neuen Bundesländern.
- Nr. 47 (1998) Balmann, A.; Hilbig, C.**  
Zur Identifikation von Pfadabhängigkeiten in hochdimensionalen Systemen: Eine Anwendung multivariater Analyseverfahren auf simulierte Agrarstrukturentwicklungen.
- Nr. 48 (1998) Bräuer, M.**  
Transformation und internationale Agrarpädagogik.
- Nr. 49 (1998) Teherani-Krönner, P.**  
Women in Rural Production, Household and Food Security: An Iranian Perspective.
- Nr. 50 (1999) Jahnke, Hans E. (Hrsg.)**  
Humboldt und Landwirtschaft - Beiträge zur Situation der Landwirtschaft in Mexiko damals und heute.
- Nr. 51 (1999) Gatzweiler, F. W.**  
The Economic Value of Environmental Functions Provided by Dayak Rubber Gardens in West Kalimantan (Indonesian Borneo).
- Nr. 52 (1999) Garmhausen, A.; Jaster, K.**  
Betriebswirtschaftliche Beurteilung verschiedener Bodennutzungsformen.
- Nr. 53 (1999) Gabbert, S.; Weikard, H.-P.**  
On the Measurement of Undernourishment: A Critique of Methods.
- Nr. 54 (1999) Kirschke, D.; Morgenroth, S.; Franke, Ch.**  
How do Human-Induced Factors Influence Soil Erosion in Developing Countries?
- Nr. 55 (2000) Odening, M.**  
Der Optionswert von Sachinvestitionen - Theoretischer Hintergrund und Bewertungsmethoden.
- Nr. 56 (2000) Schäfer, R.**  
Frauenarbeit, Frauenzusammenschlüsse und ländliche Entwicklung - Fallbeispiele aus Asien, Afrika und Zentralamerika.
- Nr. 57 (2000) Bogale, A.**  
Land Degradation: Does it constitute a rational path for survival of resource-poor farmers in Merhabete District?
- Nr. 58 (2001) Lissitsa, A.; Odening, M.**  
Effizienz und totale Faktorproduktivität in der ukrainischen Landwirtschaft im Transformationsprozess.

- Nr. 59 (2001) Stoehr, I.**  
Berliner Agrarökonomien im "Dritten Reich". Von Max Sering zu Konrad Meyer - ein "machtergreifender" Generationswechsel in der Agrar- und Siedlungswissenschaft.
- Nr. 60 (2001) Hopfer, R.**  
Berliner Agrarökonomien im "Dritten Reich". Karl Brandt und das Institut für landwirtschaftliche Marktforschung.
- Nr. 61 (2002) Odening, M.; Hinrichs, J.**  
Die Quantifizierung von Marktrisiken in der Tierproduktion mittels Value-at-Risk und Extreme-Value-Theory
- Nr. 62 (2002) Schäfer, M.; Schade, G.**  
Wege zur Verbreitung ökologisch produzierter Nahrungsmittel in Berlin-Brandenburg.
- Nr. 63 (2002) Hagelschuer, P.; Grienig, H. (Hrsg.)**  
Probleme der Welternährung. Beiträge zum Ehrenkolloquium in memoriam Prof. Dr. S. Münch.
- Nr. 64 (2002) Berndt, W.; Hagelschuer, P.**  
Kirchengüter in der DDR. Teil I: Die kirchliche Landwirtschaft in der SBZ (1945-1949).
- Nr. 65 (2003) Mußhoff, O.; Hirschauer, N.; Palmer, K.**  
Bounded Recursive Stochastic Simulation - a simple and efficient method for pricing complex American type options.
- Nr. 66 (2003) Weber, G.**  
Internationaler Handel und multifunktionale Landwirtschaft: Ein Agrarsektormodell zur Analyse politischer Optionen und Entscheidungsunterstützung.
- Nr. 67 (2003) Odening, M.; Mußhoff, O.; Hüttel, S.**  
Empirische Validierung von Realloptionsmodellen.
- Nr. 68 (2003) Jaster, K.; Filler, G.**  
Umgestaltung der Landwirtschaft in Ostdeutschland.
- Nr. 69 (2004) Arbenser, L.**  
A General Equilibrium Analysis of the Impact of Inward FDI on Ghana: The Role of Complementary Policies.
- Nr. 70 (2004) Grethe, H.**  
Turkey's Accession to the EU: What Will the Common Agricultural Policy Cost?
- Nr. 71 (2004) Kirschke, D.; Weber, G.**  
EU-Agrarpolitik: Entwicklung, Stand, Perspektiven
- Nr. 72 (2005) von Witzke, H.; Kirschke, D.; Lotze-Campen, H.; Noleppa, S.**  
The Economics of Alternative Strategies for the Reduction of Food-borne Diseases in Developing Countries: The Case of Diarrhea in Rwanda

#### **Authors:**

Harald von Witzke, Dieter Kirschke  
Department of Agricultural Economics, Humboldt University of Berlin, Germany

Hermann Lotze-Campen, Steffen Noleppa  
agripol – network for policy advice, Berlin, Germany

phone: +49-30-2093-6233, email: hvwitzke@agr.ar.hu-berlin.de