

Herz, Holger; Taubinsky, Dmitry

**Working Paper**

## Market experience is a reference point in judgments of fairness

Working Paper, No. 128

**Provided in Cooperation with:**

Department of Economics, University of Zurich

*Suggested Citation:* Herz, Holger; Taubinsky, Dmitry (2013) : Market experience is a reference point in judgments of fairness, Working Paper, No. 128, University of Zurich, Department of Economics, Zurich,  
<https://doi.org/10.5167/uzh-79516>

This Version is available at:

<https://hdl.handle.net/10419/92387>

**Standard-Nutzungsbedingungen:**

Die Dokumente auf EconStor dürfen zu eigenen wissenschaftlichen Zwecken und zum Privatgebrauch gespeichert und kopiert werden.

Sie dürfen die Dokumente nicht für öffentliche oder kommerzielle Zwecke vervielfältigen, öffentlich ausstellen, öffentlich zugänglich machen, vertreiben oder anderweitig nutzen.

Sofern die Verfasser die Dokumente unter Open-Content-Lizenzen (insbesondere CC-Lizenzen) zur Verfügung gestellt haben sollten, gelten abweichend von diesen Nutzungsbedingungen die in der dort genannten Lizenz gewährten Nutzungsrechte.

**Terms of use:**

*Documents in EconStor may be saved and copied for your personal and scholarly purposes.*

*You are not to copy documents for public or commercial purposes, to exhibit the documents publicly, to make them publicly available on the internet, or to distribute or otherwise use the documents in public.*

*If the documents have been made available under an Open Content Licence (especially Creative Commons Licences), you may exercise further usage rights as specified in the indicated licence.*



**University of  
Zurich** <sup>UZH</sup>

University of Zurich  
Department of Economics

Working Paper Series

ISSN 1664-7041 (print)  
ISSN 1664-705X (online)

---

Working Paper No. 128

# **Market Experience is a Reference Point in Judgments of Fairness**

Holger Herz and Dmitry Taubinsky

July 2013

---

# Market Experience is a Reference Point in Judgments of Fairness\*

Holger Herz      Dmitry Taubinsky

July 29, 2013

## Abstract

People's desire for fair transactions can play an important role in negotiations, organizations, and markets. In this paper, we show that markets can also shape what people consider to be a fair transaction. We propose a simple and generally-applicable model of *path-dependent fairness preferences*, in which past experiences shape preferences, and we experimentally test the model's predictions. We find that previous exposure to competitive pressure substantially and persistently reduces subjects' fairness concerns, making them more likely to accept transactions in which they receive a low share of the surplus. Consistent with our theory, we also find that past experience has little effect on subjects' inclinations to treat others unfairly.

**Keywords:** Social Preferences, Reference Points, Fairness, Bargaining

**JEL Classification Codes:** C78, C91, D01, D03

---

\*We thank Philippe Aghion, Tom Cunningham, Ernst Fehr, Oliver Hart, Michael Kosfeld, David Laibson, Michael Luca, Sendhil Mullainathan, Alex Peysakhovich, Al Roth, Klaus Schmidt, seminar participants at Frankfurt, Harvard and Zurich, as well as participants at the IMEBE meeting 2013 in Madrid, at the THEEM meeting 2013 in Kreuzlingen and at the ESA World meeting in Zurich 2013 for helpful comments and discussions. We thank the Harvard Law School Program on Negotiation, the Harvard Business School doctoral program, and the Center for Foundations of Economic Preferences at the University of Zurich for financial support of the project. Taubinsky acknowledges support from the NSF graduate fellowship and the Beinecke fellowship. Herz acknowledges support from the ERC grant on the Foundations of Economic Preferences.

# 1 Introduction

Empirical evidence shows that people’s aversion toward unfair transactions can play an important role in markets and negotiations. In product markets, consumers’ feelings of entitlement restrict sellers’ ability to exploit changes in supply and demand (Kahneman et al., 1986), while in labor markets, reciprocal gift exchange can lead to involuntary unemployment (Akerlof, 1982; Fehr et al., 1993).<sup>1</sup> To incorporate such non-pecuniary concerns into economic theory, economists have proposed models of “social preferences,” which assume that in addition to maximizing consumption, people also care about the fairness or kindness of own or others’ actions. A common property of these models is that the fairness or kindness of an action or outcome is evaluated by an exogenous and static criterion such as equal division or surplus maximization, which implies that fairness judgments remain stable over time and past experiences should not affect the evaluation criterion.<sup>2</sup>

Casual observation and introspection, however, suggest that this static description of people’s feelings of entitlement is incomplete. Consider two examples. Americans are getting increasingly upset about raises in gasoline prices.<sup>3</sup> The Swiss have signed petitions to start referenda over a CHF 40,000 (roughly 41,500 USD) minimum yearly wage and an initiative that restricts the highest salary in a Swiss company to no more than 12 times the lowest one.<sup>4</sup> It appears that Americans feel entitled to cheap petrol, and the Swiss are accustomed to high wages. For outsiders, these expressions of anger are hard to comprehend. After all, European gas prices are twice as high as American prices, and the Swiss workers are already amongst the most privileged in the world in terms of wages. The anger, therefore, seems to be best explained by fairness standards that are dynamic and shaped by past experience.

Yet to our knowledge, direct evidence for *path-dependent fairness standards* is still missing. In this paper, we provide an experimental test of path-dependent fairness preferences by exogenously manipulating subjects’ experiences, *keeping everything else constant*. To de-

---

<sup>1</sup>For reviews of this evidence, see Fehr et al. (2009) on labor markets and Camerer (2003) on negotiations.

<sup>2</sup>See, for example, Rabin (1993), Fehr and Schmidt (1999), Bolton and Ockenfels (2000), Charness and Rabin (2002), Dufwenberg and Kirchsteiger (2004), or Falk and Fischbacher (2006). Models including reciprocity motives suggest a certain context dependence since the desire to treat someone kindly depends on how they acted. But the evaluation of an agent’s kindness still requires a static criterion. Different from these commonly used models of social preferences, but similar to ours, Benjamin (2005) proposes a model of reference-dependent fairness preferences in which an employee’s period  $t$  wage serves as his period  $t + 1$  reference point, and Kaur (2012) formalizes the idea that workers may retaliate against a firm that offers them a wage below their reference wage.

<sup>3</sup>Tom Geoghegan. 2011. “Why are Americans so angry about petrol prices?” BBC News. May 11, 2011, accessed July 9th, 2013, <http://www.bbc.co.uk/news/world-us-canada-13338754>.

<sup>4</sup>Tim Judah. 2013. “Angry Swiss aren’t done slimming the fat cats” Bloomberg. March 4, 2013, accessed July 9th, 2013, <http://www.bloomberg.com/news/2013-03-04/angry-swiss-aren-t-done-slimming-the-fat-cats.html>.

rive our hypotheses, we introduce a model of path-dependent fairness preferences in which past experience shapes people’s feelings of entitlement. Our investigation is inspired by the seminal work of Kahneman et al. (1986), who introduce an intuitive notion of fairness in which “A firm is not allowed to increase its profits by arbitrarily violating the entitlement of its transactors to the reference price, rent, or wage,” and who argue that past experience determines this reference transaction: “When there is a history of transactions between firm and transactor, the most recent price, wage, or rent will be adopted for reference...” and “terms of exchange that are initially seen as unfair may in time acquire the status of a reference transaction.”<sup>5</sup>

In the first phase of our experiment, all subjects participate in one of two market games. In the *proposer competition* (PC) game (Roth et al., 1991), two *proposers* make an offer of a monetary allocation to one responder, who can choose to accept either one or zero of those offers. In the *responder competition* (RC) game (Fischbacher et al., 2009), one proposer makes an offer to two responders, who simultaneously choose whether or not to accept the offer, with one responder randomly selected to transact in the case that both offers are accepted. Consistent with previous evidence, market conditions have a large impact on the offers: in the PC game, competitive pressures force proposers to give up most of their surplus, while in the RC game, proposers keep most of their surplus.

In the second phase of the experiment, proposers and responders are matched one-on-one in a variant of the ultimatum game (Güth et al., 1982), and proposers again make offers to responders. Consistent with previous studies, responders are willing to reject an offer and forgo significant monetary gains to punish proposers making unfair offers. However, we find that responders’ experiences from the first part of the experiment are an important reference point for the types of offers they are willing to accept: In period 1 of the ultimatum game, the lowest acceptable offer of a responder who started in the PC market is 36% higher than the lowest acceptable offer of a responder who started in the RC market. That is, responders who started out in markets in which competition forces proposers to make very favorable offers to the responders have a much higher standard for what constitutes a fair and acceptable offer. Moreover, this difference is persistent: over the course of 15 periods of repeated play, this difference dissipates by only about one-half of its period-one value.

---

<sup>5</sup>In the Kahneman et al. study, participants rate the fairness of wage and price changes by firms in hypothetical scenarios. The majority of questions deal with differing justifications for similar wage or price changes and analyze how the motives underlying the price change affect the fairness rating. Only one of the analyzed questions (Question 2, p.730) actually examines the effect of differences in experience on the acceptability of the same offer, and they find that it is more acceptable for a firm to offer a low wage to a novel worker when market conditions have changed than offering the same wage to a current employee in which case the new wage constitutes a wage cut. However, note that in this case different earnings may also be justified based on differences in productivity.

In contrast, proposers' behavior is much less influenced by their phase 1 market experience, as they quickly learn what responders are willing to accept and adjust their offers to maximize profits. This result is consistent with a key theoretical prediction of our model: because past experience affects players' motives for resisting unfair treatment, it should affect the behavior of players with little bargaining power who are in a position to be treated unfairly, but it should not affect the behavior of players with greater bargaining power, because they are less likely to have their fairness reference point violated.

Our results have a number of economic implications. First, a key implication of our work is that fairness preferences are endogenous to market structure. For example, how a consumer perceives high prices can depend on whether this consumer is accustomed to high or low prices. This prediction is consistent with the differential perception of the price of gasoline discussed earlier.<sup>6</sup>

Second, dynamically adjusting fairness standards imply that consumer outrage following a price hike may be impermanent, and will subside as consumers adopt the new price as their reference transaction. Consider, for example, the outrage that followed a 60% price increase by movie rental company Netflix in July 2011. Starting with angry outcries in various social media channels,<sup>7</sup> this outrage quickly turned into a loss of 800,000 members and a stock price that plummeted from \$291 to \$75 over the course of just three and a half months.<sup>8</sup> Yet Netflix did not lower prices, and casual observation of the company two years later in 2013—a gain of 3 million new customers, a stock price above \$200, and no sign of discontent over unreasonably high prices—might suggest that consumers eventually adopted the new prices as the reference transaction.

Third, our findings can help explain empirical observations in labor markets. It is a well established fact that current labor market conditions have little effect on incumbent workers' wages (Beaudry and DiNardo, 1991; Bewley, 1999; Kaur, 2012). Because workers' fairness reference points depend on past experience, lowering wages of existing workers is difficult, but hiring new workers at lower wages can be feasible. Moreover, our results also provide a rationale for the long lasting effects of initial labor market conditions and starting wages upon entering a firm (Oreopoulos et al., 2012). Firms take workers' current fairness reference point into account during future wage renegotiations, which causes persistent differences in offered wages based on initial starting conditions. Our results thus provide a potential psychological

---

<sup>6</sup>In a similar vein, Simonsohn and Loewenstein (2006) show that movers to a new city arriving from more expensive cities rent pricier apartments than those arriving from cheaper cities.

<sup>7</sup><http://edition.cnn.com/2011/TECH/social.media/07/22/social.media.outrage.taylor/index.html>

<sup>8</sup>Nick Wingfield and Brian Stelter. 2011. "How Netflix lost 800,000 Members, and Good Will." *New York Times*. October 24, 2011, accessed June 20th, 2013, <http://www.nytimes.com/2011/10/25/technology/netflix-lost-800000-members-with-price-rise-and-split-plan.html>.

mechanism underlying wage rigidity and persistent wage differentials.<sup>9</sup>

Fourth, our work contributes to a recent literature on contracts as reference points by Hart and Moore (2008) (see also Hart, 2009; Hart and Holmstrom, 2010; Fehr et al., 2011b), who argue that a contract between two parties functions as a reference point that these parties use to evaluate the fairness of their subsequent outcomes.<sup>10</sup> Our notion of reference-dependent fairness is complimentary, and applies more broadly to environments in which parties do not have the opportunity to write a contract prior to choosing actions. In fact, Hart and Moore (2008) discuss extensions of their model in which reference points other than contractual terms affect parties' feelings of entitlement. Our work, therefore, paves the way toward more integrated models of reference-dependent fairness.

Finally, our work contributes to the debate about the effects of policy interventions on market outcomes. Falk et al. (2006) experimentally show that experimenter-imposed minimum wage laws can cause spillover effects, raising wages even after the removal of the minimum wage law, a finding that is also predicted by our theory and consistent with our results. However, Falk et al. (2006) cannot pin down whether this spillover effect is directly due workers' past experiences: because the minimum wage was imposed by the experimenter, it may have served as a signal of the experimenter's preferences or beliefs about social norms.<sup>11</sup>

Our paper is also broadly related to experimental economics work on learning spillovers across games. The work on learning spillovers in strategic interactions (Grimm and Mengel, 2012; Bednar et al., 2012; Cason et al., 2011) has shown how beliefs about opponents' play can be influenced by observations of play in similar games. But while these papers demonstrate the importance of learning spillovers in coordination games through belief- or best-response

---

<sup>9</sup>See Kaur (2012) and reference therein for recent evidence and a potential source of high unemployment volatility. See Shimer (2005) and Hall (2005) for work relating wage rigidity to unemployment volatility. Eliaz and Spiegler (2012) propose a model of reference-dependent preferences in a search and matching model that generates both wage rigidity and unemployment volatility.

<sup>10</sup>See Fehr et al. (2011a) and Bartling and Schmidt (2012) on the effect of contracts as reference points on subsequent contract renegotiation.

<sup>11</sup>That is, experimenter-imposed wage conditions could have created a demand effect or led subjects to make inferences about social norms or what the experimenter considers to be appropriate behavior. In contrast, market forces endogenously shape experiences in our design, which allows us to directly attribute observed treatment differences to experiences. Moreover, because the Falk et al. (2006) design involves a complex strategic interaction between a firm and multiple workers, the design cannot pin down whether the outcomes of minimum wage laws shape fairness preferences or simply change players' beliefs about others' strategic intentions. (In their design, i) a firm can make up to three wage offers ii) payoffs are nonlinear in the number of workers accepting and iii) the multiple workers must simultaneously choose to accept or reject.) For example, how much a worker punishes a firm by rejecting its offer will depend on his belief about other workers' acceptance decisions, and his beliefs about the number of offers made by the firm. Or relatedly, workers who do not want to receive payoffs lower than other workers will not want to obtain zero payoffs by rejecting a wage offer if they think that other workers will accept offers and thus obtain positive payoffs.

bundling, our results demonstrate spillovers that operate at the level of preferences.

More generally, our results link the study of social preferences to the psychology and economics literature that argues that preferences are not exogenously given, but are reference-dependent and *constructed* from past experience, expectations, or the decision context (Lichtenstein and Slovic, 2006; Kahneman and Tversky, 2000; Simonson and Tversky, 1992). But while most existing work on reference-dependence studies how reference points affect the pricing of risk, the tradeoffs between consumption and effort, or the tradeoffs between different dimensions of consumption, our work shows the importance of reference-dependence in determining the tradeoff between consumption and fairness.

The rest of the paper proceeds as follows. In section 2 we describe the games used in our experiment, and the rest of our experimental design. In section 3 we present a simple and generally applicable model of path-dependent fairness preferences, which we then use to motivate a set of hypotheses for our experimental design. In section 4 we present our results, and find that they are largely consistent with our theoretical predictions. In section 5 we discuss additional applications and testable predictions of our theory. Section 6 concludes.

## 2 Experimental Design

All games in the experiment were based on the asymmetric ultimatum game, first introduced by Kagel et al. (1996)<sup>12</sup>, and the market game first introduced by Roth et al. (1991). In each of these games, 100 chips must be divided between proposers and responders, with proposers making offers, and responders choosing whether or not to accept the offers. These chips are then converted into monetary payoffs, with different conversion rates for the proposer and the responder. In our experiment, the monetary value of each chip was three times as high for a proposer as it was for a responder.<sup>13</sup> Our experimental design consists of three variants of the asymmetric ultimatum game: (i) Proposer Competition (PC), (ii) Responder Competition (RC) and (iii) no competition. Subjects participated in one of the two market games for the first 15 periods of our experiment, and then participated in the non-competitive ultimatum game in the next 15 periods. We describe the experimental games in more detail below.

---

<sup>12</sup>This asymmetric ultimatum game is a variant of the original ultimatum game design first introduced by Güth et al. (1982).

<sup>13</sup>We have chosen the asymmetric ultimatum game rather than the standard ultimatum game because existing evidence on responder behavior shows that the variance in minimum acceptable offers is considerably larger in the asymmetric ultimatum game than in the standard ultimatum game. Consequently, we considered the asymmetric ultimatum game to be better suited for treatment manipulations that seek to affect responder behavior.



## 2.1 Phase 1: Market Games

In the first phase of our experiment (first 15 periods), subjects participated in either a responder competition treatment or in a proposer competition treatment.

In the responder competition (RC) market game, one proposer is matched with two responders. The proposer first posts an offer of how to divide 100 chips between himself and a responder. Each responder then observes the offer and, without knowing the decision of the other responder, chooses whether or not to accept it. If both responders reject the offer, all three subjects receive zero chips. If one responder accepts the offer and one responder rejects the offer, the 100 chips are divided according to the proposed division between the proposer and the responder who accepted the offer. The responder who rejects the offer receives zero chips. If both responders accept the offer, it is randomly determined which responder actually receives the offer, and the non-selected responder receives zero chips.

In the proposer competition (PC) market game, two proposers are matched with one responder. Each proposer first posts an offer of how to divide 100 chips with the responder. The responder observes both offers and can accept one or none of the offers. If both offers are rejected, all three subjects receive zero chips. If an offer is accepted, the proposer who made the offer and the responder receive chips according to the proposed split. The proposer whose offer was not accepted receives zero chips.

## 2.2 Phase 2: Ultimatum Game

In the next phase of our experiment (next 15 periods), all subjects participated in a standard version of the asymmetric ultimatum game for 15 periods. In this version, one proposer is matched with one responder. First, the proposer makes an offer to the responder. Second, the responder can accept or reject the offer. We did not elicit responders' decisions in phase 2 in the same way that we elicited them in phase 1. Before responders were informed about the actual offer, but after the offer was made, responders stated a minimum acceptable offer (MAO) amount; that is, each responder stated a number  $x$  such that the proposer's offer is accepted if and only if he offers at least  $x$  chips to the responder. This minimum amount was binding and directly enforced by the computer. As before, the proposed division of chips is implemented if and only if the proposer's offer is accepted, while both subjects get zero chips if the proposed offer is rejected.<sup>14</sup>

---

<sup>14</sup>Our use of the strategy method in phase 2 but not in phase 1 makes the responders' choice sets very different between the two phases. In phase 1, responders are given choices  $A_1 = \{accept, reject\}$ , while in phase 2, they are given choices  $A_2 = \{0, 1, \dots, 100\}$ . We did not use this strategy in phase 1, because we didn't want to exogenously impose rules about which offer must be chosen under proposer competition. Also, note that eliciting MAOs is technically not fully equivalent to the strategy method, since a responder's full

A key feature of the ultimatum game that we wish to emphasize is that if the responder cares only about distributions of wealth, then his choice in the ultimatum game is completely non-strategic in the sense that it reflects only his preferences, and not his beliefs about other players' behavior. A proposer's choice in the ultimatum game, in contrast, reflects not only his preferences, but also his beliefs about the probability that the responder will accept his offer. Similarly, in the RC market game, a responder's utility from rejecting an offer may depend on whether or not he believes the other responder will accept the offer. Therefore, differences in responder behavior in the ultimatum game can be attributed to a malleability of preferences that is not captured by models of exogenously given preferences.

## 2.3 Procedures

At the beginning of each session, each subject was assigned to the role of proposer or responder, and this role was fixed throughout the experiment. Just before the first period, one third of the proposers and two thirds of the responders were randomly assigned to the proposer competition treatment. The remaining two thirds of the proposers and one third of the responders were assigned to the responder competition treatment. Subjects stayed in their respective treatment groups throughout all of phase 1 of the experiment. All subjects received written instructions for their respective treatment, and were asked to answer several understanding checks before proceeding with the experiment. After all subjects completed the instructions and the understanding checks, they were asked to proceed to the first phase of the experiment. Proposers and responders were randomly rematched within their treatment group after every period. The subjects were told that there would be a second phase to the experiment, but were told nothing else about it other than that their choices in phase 1 would have no effect on their potential payoffs in phase 2.

Once the first phase of the experiment was finished, subjects received on-screen instructions for the ultimatum game without competition, and were again asked to work through several understanding checks. They were then divided into three different matching groups. Each matching group contained one third of the proposers and one third of the responders within a session. The first matching group consisted of proposers and responders who had previously been in the proposer competition treatment (PC Matching Group). The second matching group consisted of proposers and responders who had previously been in the responder competition treatment (RC Matching Group). Finally, the third matching group consisted of the remaining third of proposers who had previously been in the proposer competition treatment and the remaining third of responders who had previously been in the

---

strategy might be to accept an offer of  $x$  but reject an offer  $y > x$ . But as long as responders' acceptance preferences are monotonic, there is no loss of information in eliciting MAOs.

responder competition treatment (Mixed Matching Group).

As a naming convention, we will refer to responders and proposers who have previously participated in the proposer competition market as “PC Responders” and “PC Proposers”, and to those who have participated in the responder competition market as “RC Responders” and “RC Proposers”. The composition of the matching groups is summarized in table 1. Subjects stayed within their respective matching groups throughout all 15 periods, though the pairs were randomly reshuffled every period within each matching group.

	Proposer Origin	Responder Origin
PC Matching Group	PC Proposers	PC Responders
RC Matching Group	RC Proposers	RC Responders
Mixed Matching Group	PC Proposers	RC Responders

Table 1: Overview of Matching Groups

A key feature of our matching groups is that they allow us to cleanly investigate the effect of responder experience on bargaining behavior, holding proposer experience constant (by comparing the PC Matching Group with the Mixed Matching Group). Similarly, it allows us to investigate the effect of proposer experience on bargaining behavior, holding responder experience constant (by comparing the RC Matching Group with the Mixed Matching Group).

In addition to each subject’s actions, we also elicited beliefs before periods 1, 6 and 11 in both phases. Responders were asked to estimate the average offer made by proposers in the next five periods. Proposers were asked to estimate the median acceptance threshold of responders.<sup>15</sup> To avoid wealth effects potentially confounding or interfering with our treatment manipulation, either phase 1 or phase 2 was selected for payment at the end of the experiment. Within the chosen phase, 4 periods were selected at random.<sup>16</sup> The points earned in the selected periods were then converted into Swiss Francs, with the exchange rate of points to Swiss Francs set at 10:1.

In total, we ran 5 sessions totaling to 150 subjects. Because difference in past experience are a crucial variable in our design, we only invited subjects who have not previously participated in ultimatum game experiments. Sessions consisted of either 24, 30 or 36 subjects and were conducted in October and November 2012. Experiments were computerized using the software z-tree (Fischbacher, 2007) and conducted at the experimental laboratory of the

<sup>15</sup>We did not incentivize the belief elicitation, and we only asked for beliefs every 5 periods for time reasons. In the proposer competition treatment, proposers were asked to additionally assume that the offer is the larger of the two offers made.

<sup>16</sup>We selected 4 periods rather than 1 to reduce the variance in subject payments in case phase 1 of the experiment was selected for payment (which otherwise would have been very large). This was necessary to comply with the payment rules of the laboratory.

University of Zurich. Our subject pool consisted primarily of students at Zurich University and the Federal Institute of Technology in Zurich.<sup>17</sup> On average, an experimental session lasted 75 minutes with an average payment of CHF 43.5 (\$47.50), including a show-up fee of CHF 15.

### 3 Theory and Hypothesis Development

In this section we present a simple and generally-applicable model of path-dependent fairness preferences to motivate our hypotheses.

#### 3.1 Set-up

We begin by investigating the behavior of fairness-motivated players over the course of two phases. In phase 1, proposers and responders are matched to play either the PC market game or the RC market game. In phase 2, the players are randomly rematched to play a non-competitive ultimatum game, such that no player is matched with a player he interacted with in phase 1. In section 3.5 we extend the model to a setting in which subjects play for multiple periods in phase 1, and then play again for multiple periods in phase 2.

The fairness view of a player  $i$  depends on his reference point  $r_i$ , which dictates what share of the ‘total pie’ the player feels entitled to. In particular, if  $\pi_1, \pi_2, \dots, \pi_n$  are the resulting material payoffs of the players, then the utility of player  $i$  in any  $n$ -person game is given by

$$u_i(\pi_i, \pi_{-i}|r_i) = \pi_i - \lambda \max \left[ r_i(n) \left( \sum_{j=1}^n \pi_j \right) - \pi_i, 0 \right], \quad (1)$$

where  $\pi_{-i}$  is the vector of payoffs of all players  $j \neq i$ , and where  $r_i(n)$  denotes the share of the surplus that player  $i$  feels entitled to in an  $n$ -person game. Notice that the total pie in equation (1) is determined as the sum of ex-post payoffs.

We assume that, in phase 1, players begin with identical reference points  $r_i^1(n) = 1/n$  for all  $i$ . In phase 2, players update their reference points based on their phase 1 experience. Let

$$\mu_i^1 = \frac{\pi_i^1}{\sum_{j=1}^n \pi_j^1} \quad (2)$$

be player  $i$ 's share of the pie in phase 1, and set  $\mu_i^1 = 0$  if  $\sum_{j=1}^n \pi_j^1 = 0$ .<sup>18</sup> Then player  $i$ 's

<sup>17</sup>Subjects were drawn from a database of volunteers using ORSEE (Greiner, 2004).

<sup>18</sup>Without having any qualitative implications for our results, one can relax this assumption to setting  $\mu_i^1 = x$  if  $\sum_{j=1}^n \pi_j^1 = 0$ , with  $x \in [0, 1/n]$ .

phase 2 reference point  $r_i^2$  in a  $m$ -person game is given by

$$r_i^2(m) = (1 - \gamma)(1/m) + \gamma\mu_i^1. \quad (3)$$

When  $\gamma = 0$ , the players' fairness preferences are not affected by their experience, and the model reduces to a simple model of *static* distributional preferences, similar to the models introduced by Fehr and Schmidt (1999) and Bolton and Ockenfels (2000). But when  $\gamma > 0$ , players' fairness preferences are affected by their past experience, leading to a mode of *dynamic* distributional preferences. In particular, in the extreme that  $\gamma = 1$ , phase 2 preferences are completely determined by past experience.

As in our experimental design, we assume linear payoff functions. Throughout our theoretical results, we will assume that a proposer whose offer  $a$  gets accepted receives a payoff of  $k(Y - a)$  for some constant  $k > 0$ , and that the responder accepting that offer gets a payoff of  $a$ . Offers will be restricted to be in the set  $A = [0, Y]$ .

### 3.2 Equilibrium in the PC Market in Phase 1

We begin our analysis with the phase 1 PC market.

Our first result is that when there is proposer competition, the proposers are forced to make competitive offers at which they make zero profits. This result resembles the results of Fehr and Schmidt (1999) and Bolton and Ockenfels (2000), who were the first to provide a theoretical account of how competitive pressures can mask agents' preferences for equal distributions.

**Proposition 1.** *In any (possibly mixed-strategy) SPE of the PC market game, at least one of the proposers offers  $a = Y$ , and the responder accepts one of the offers with probability 1. When restricting attention to pure-strategy SPEs, there is a unique equilibrium in which both proposers offer  $a = Y$ .*

The proof of Proposition 1, as well as all subsequent proofs, is contained in Appendix C. The intuition behind Proposition 1 is the usual Bertrand competition logic. Suppose a proposer  $i$  offers some  $a_i < Y$  and this offer is accepted with probability  $p > 0$ . Then the other proposer  $j$  certainly can't do better by offering  $a_j < a_i$ . But offering  $a_j = a_i$  is not optimal either. Proposer  $i$  can do strictly better by offering  $a_i + \epsilon$  for an arbitrarily small  $\epsilon$ , and thus increasing the probability that his offer is accepted by  $p > 0$ , while decreasing his payoff conditional on acceptance by an arbitrarily small amount.

Notice that in the PC market, the equilibrium offers are not affected by the reference transaction, and thus would not be affected by past experience. This does not mean, however,

that the *responder's* minimum acceptable offer would not be affected by past experience in the PC market. The smallest offer a responder would be willing to accept in *any* subgame of the PC market game (including subgames that are off of the equilibrium path) is still determined by his reference point.

### 3.3 Equilibrium in the RC Market in Phase 1

Next, we characterize equilibria in the RC market game. The proposition that follows shows that in the RC market, an offer of  $a = 0$  can always be supported as an SPE outcome, though there is a multiplicity of equilibria. The multiplicity of equilibria is due to the fact that our model gives rise to a coordination game between the responders: for a wide range of parameters, it is optimal for responder  $i$  to accept an offer if and only if he thinks that the other responder will accept the offer. The source of this strategic complementarity between the responders' acceptance decisions is the behindness aversion assumed in the fairness preferences: a responder derives disutility whenever an unfair proposer gets to transact with another responder.

**Proposition 2.** *An offer  $a$  in the RC market game can be supported as an SPE if and only if  $a \in \left[0, \frac{\lambda k Y}{3+(2+k)\lambda}\right]$ .*

Notice that in the RC market, a zero offers equilibrium is possible, and the highest possible offers that can be sustained in equilibrium are still significantly lower than the equilibrium offers from the PC market. In particular, even as  $\lambda \rightarrow \infty$ , the highest sustainable offers are still no larger than  $\frac{kY}{2+k}$ , meaning that proposers still get less than 1/3 of the total surplus.<sup>19</sup>

### 3.4 Phase 2 Behavior

To simplify exposition for the main body of the paper, we assume that in the RC market game, players coordinate on the equilibrium in which proposers offer 0.<sup>20</sup>

We begin by examining how responders' phase 2 acceptance thresholds are shaped by their phase 1 market experience. A key comparative static parameter will be  $\gamma$ —the weight that players' phase 1 experience has in shaping their phase 2 fairness preferences.

---

<sup>19</sup>In particular,  $\frac{\lambda k Y}{3+(2+k)\lambda}$  is increasing in  $\lambda$  and  $\lim_{\lambda \rightarrow \infty} \frac{\lambda k Y}{3+(2+k)\lambda} = \frac{kY}{2+k}$ . Now if the proposer offers  $a = \frac{kY}{2+k}$  and this offer is accepted, then his total payoff is  $2 \frac{kY}{2+k}$ , from which it follows that the responder gets 1/3 of the total sum of payoffs.

<sup>20</sup>Appendix C includes a more detailed analysis in which we investigate phase 2 behavior for each possible equilibrium of the RC market game. It is shown that the qualitative conclusions remain identical.

**Proposition 3.** *Let  $M_{PC}(\gamma)$  ( $M_{RC}(\gamma)$ ) be the minimal acceptable offer of a PC (RC) responder as a function of  $\gamma$ . Then*

1.  $M_{PC}(0) = M_{RC}(0)$
2.  $M_{PC}(\gamma)$  is strictly increasing in  $\gamma$
3.  $M_{RC}(\gamma)$  is strictly decreasing in  $\gamma$

The key prediction of Proposition 3 is that the higher the impact of past experience on responders' fairness reference points, the greater will be the difference between the MAOs of PC and RC responders. When no weight is given to past experience, both PC and RC responders will have identical distributional preferences, as in standard models of fairness. But as the weight  $\gamma$  increases, the MAOs of PC responders rise, while the MAOs of RC responders fall.

We now compare the behavior of RC and PC proposers. In our next result, we examine how proposers' strategies are impacted by their Phase 1 experience and by their beliefs about the responders' behavior.

**Proposition 4.** *A PC proposer always offers  $M_{PC}(\gamma)$  to a PC responder, and offers  $M_{RC}(\gamma)$  to a RC responder. A RC proposer always offers  $M_{RC}(\gamma)$  to a RC responder. Finally, there exists a  $\gamma^\dagger \in (0, 1]$  such that*

1. *If  $\gamma \leq \gamma^\dagger$  then a RC proposer always offers  $M_{PC}(\gamma)$  to a PC responder*
2. *If  $\gamma \in (\gamma^\dagger, 1)$  then a RC proposer offers  $a < M_{PC}(\gamma)$  to a PC responder*

Proposition 4 says that PC proposers, who are used to receiving a very small share of the surplus, are predicted to act in a profit-maximizing manner and will thus offer each type of responder the smallest amount that responder is willing to accept. RC proposers, on the other hand, are used to receiving a larger share of the pie, and may not be happy with a division of surplus in which they don't get most of the pie. When an RC proposer is matched with a PC responder, there might, therefore, not be *any* division of the pie that both would find acceptable. In such a situation, an RC proposer would make an offer that would simply end in a rejection by the PC responder, as reflected in the last statement of Proposition 4. However, an RC proposer and an RC responder can always come to an agreement, since an RC responder is used to receiving very little of the surplus. In this situation, an RC proposer will make an offer equal to the smallest amount the RC responder is willing to accept.

Proposition 4 thus shows that RC proposers and PC proposers will always make identical offers to the RC responder. That is, when matched with an RC responder, proposers' Phase 1

experience has absolutely no impact on their strategy. When matched with a PC responder, RC proposers may make smaller offers than PC proposers for a high enough parameter  $\gamma$ .

Note, however, that our experimental design investigates only three of the four interactions that are considered in Proposition 4 (see Table 1 for a summary of the matching groups). In particular, we never match PC responders with RC proposers.<sup>21</sup> Thus Proposition 4 predicts that proposers' Phase 1 experience should not affect their strategies in our experimental design, as both types of proposers will choose strategies based solely on responders' phase 1 experience, simply offering the smallest amount their partner will be willing to accept.

### 3.5 Convergence

The stylized two-phase environment we have considered so far illustrates our model's predictions for how exposure to our two different markets affects subsequent behavior in the non-competitive ultimatum game. We now consider a more dynamic model in which players have the opportunity to repeatedly participate in the phase 1 market games and the phase 2 ultimatum game. The key question we ask is how behavior, and the effects of different market experiences, will change as players continue to repeatedly play the ultimatum game.

We consider play in periods  $t = -T, \dots, 0, 1, 2, \dots, \infty$ . In periods  $t = -T, \dots, 0$ , players participate in some  $n$  player game (possibly one of the market games), while in periods  $t = 1, 2, \dots$  players participate in a non-competitive ultimatum game. As before, we let  $\mu_i^t$  denote the share of the pie that player  $i$  received in period  $t$ , and set  $\mu_i^t = 0$  if all  $n$  players received zero payoffs in the respective period.

In period  $t = -T$ , player  $i$ 's reference point in an  $n$  person game is given by  $\mu_i^{-T} = 1/n$ . In periods  $t > -T$ , the reference point of player  $i$  in an  $n$ -player game is given by

$$r_i^t = (1 - \gamma)(1/n) + \gamma \sum_{\tau=-T}^{t-1} \frac{\mu_i^\tau}{t + T}. \quad (4)$$

Notice that equation (4) is a generalization of equation (3) to a setting with more than two periods. In the more general definition (4), the reference point is a convex combination of the 'neutral reference point'  $1/n$  and the average of past experience. While we feel that the unweighted average of past experience is a natural input into the reference point, it is by no means the only natural specification, nor is it crucial for our results. In Appendix C, we show that all results remain unchanged for any weighted average of past experiences, as long

---

<sup>21</sup>Since PC responders and RC proposers are always scarce in each session, such a matching group would have been prohibitively costly. Hence, we decided to focus on the other three matching groups.



as a more recent experience gets at least as much weight as an older experience.

We consider the evolution of play between a proposer and a responder in periods  $t > 0$ . We let  $r_P^t$  and  $r_R^t$  denote the proposer's and responder's period  $t > 0$  reference points. We assume that each period, proposers and responders have perfect information about each others' reference points, and play an SPE of the non-competitive ultimatum game. We let  $M^t$  denote the minimal acceptable offer of a responder  $i$  in period  $t > 0$ , and let  $a^t$  denote the proposer's period  $t > 0$  offer.

Throughout this analysis, we will be concerned with steady state preferences and strategies:

**Definition 1.** *A steady state is a pair of strategies  $(a^*, M^*)$  and reference points  $(r_P^*, r_R^*)$  such that*

1.  $(a^*, M^*)$  is an SPE of the ultimatum game in which players have the fairness reference points  $(r_P^*, r_R^*)$
2.  $r_P^* = (1 - \gamma)(1/2) + \gamma \frac{\pi_P^*}{\pi_P^* + \pi_R^*}$  and  $r_R^* = (1 - \gamma)(1/2) + \gamma \frac{\pi_R^*}{\pi_P^* + \pi_R^*}$ , where  $\pi_P^*$  and  $\pi_R^*$  are the proposer's and responder's steady state SPE payoffs

Our main result in this section is that there is a unique steady state to which play always converges:

**Proposition 5.** *Assume that  $\gamma < 1$ . Then there is a unique steady state  $\langle (a^*, M^*), (r_P^*, r_R^*) \rangle$ . In the steady state,  $a^* > 0$ ,  $a^* < k(W - a^*)$ , and  $a^* = M^*$ . Moreover, this steady state is globally stable. That is, for any set of initial experiences  $\{\mu_i^t\}_{t=-T}^0$ , preferences and strategies converge to the steady state:*

$$\begin{aligned} \lim_{t \rightarrow \infty} r_P^t &= r_P^* & \text{and} & & \lim_{t \rightarrow \infty} r_R^t &= r_R^* \\ \lim_{t \rightarrow \infty} a^t &= a^* & \text{and} & & \lim_{t \rightarrow \infty} M^t &= M^* \end{aligned}$$

Proposition 5 shows that if players have enough experience in the ultimatum game environment, then their fairness preferences in that environment can be characterized as a fixed point of an adjustment dynamic. In fact, Proposition 5 shows that our model uniquely pins down what the steady-state fairness preferences can be—the steady state is unique. The only assumption needed to guarantee uniqueness is that  $\gamma < 1$ : that is, that players' fairness preferences are not completely (though perhaps arbitrarily close to) determined by past experience.

A final prediction of the model is that when players have extreme past experiences as in our market conditions, convergence to the steady state will be monotonic. That is,

PC responders should monotonically decrease their MAOs, while RC responders should monotonically increase their MAOs:

**Proposition 6.** *Assume that  $\gamma < 1$  and that  $\frac{\sum_{i=-T}^0 \mu_R^t}{T+1} + \frac{\sum_{i=-T}^0 \mu_P^t}{T+1} \leq 1$ .*

1. *If  $\frac{\sum_{i=-T}^0 \mu_R^t}{T+1} < r_R^*$ , then for all  $t > 0$ ,  $M^t < r_R^*$  but is strictly increasing in  $t$ .*
2. *If  $\frac{\sum_{i=-T}^0 \mu_R^t}{T+1} > r_R^*$ , then for all  $t > 0$ ,  $M^t > r_R^*$  but is strictly decreasing in  $t$ .*

Proposition 6 simply says that even though responders' MAOs should not reach steady state levels in a finite number of periods, the effect of past market experience should still diminish over time.

### 3.6 Discussion of Assumptions

To keep the analysis as simple and clear as possible, we make several simplifying assumptions in the model that are almost surely at odds with behavior in our experiment. In particular, we make the extreme assumption that players derive disutility when their share of the pie falls short of their reference point, but they do not derive disutility from receiving a disproportionately large share of the pie. Incorporating such a motive would weaken the statement of Proposition 4. However, as long as proposers derive greater disutility from falling short of their reference point than from exceeding it, the qualitative prediction of Proposition 4 will still hold: that is, proposers' strategies will depend more on responders' Phase 1 experience than on their own Phase 1 experience.

### 3.7 Testable Hypotheses

Our theoretical results lead to a number of testable hypotheses. We begin by enumerating the hypotheses for Phase 1 of the experiment.

**H1** In the PC market, proposers will offer most of the pie. In the RC market, proposers will offer significantly less than proposers in the PC market.

The first part of hypothesis H1 is a direct consequence of Proposition 1: because of Bertrand-style competition, proposers cannot maintain positive material surplus. The second part of hypothesis H1 is a consequence of Proposition 2. While proposition 2 does not pin down a unique equilibrium, it does say that even the largest possible equilibrium offer is far below the predicted equilibrium in the PC market, and it says that even offers of zero can be supported as an equilibrium in the RC market.

We next turn to hypotheses for Phase 2 of the experiment.

**H2.1** Responders from the PC market will have higher MAOs than responders from the RC market

**H2.2** Proposers who have learned from Phase 2 experience what responders in their matching group are willing to accept will offer more to PC responders than to RC responders.

**H2.3** Proposers who have learned from Phase 2 experience what responders in their matching group are willing to accept will not be affected by their Phase 1 market experience.

**H2.4** Differences in Responders' strategies due to Phase 1 experience will diminish over time, but will not be completely eliminated.

Hypothesis H2.1 is formally derived in Proposition 3, and is a basic consequence of assuming that preferences are path-dependent.

Hypothesis H2.2 is derived in Proposition 4, and is a consequence of Proposers' profit-maximization motives: proposers should offer less to responders who are willing to accept less. We expect H2.2 to be in full force after a few periods of play, once Proposers have a chance to learn what offers responders are willing to accept.

Hypothesis H2.3, also motivated by Proposition 4, complements H2.2 and says that proposers' own experience in Phase 1 should play no role in their strategies once they have an opportunity to learn about responders' preferences. Initially, it is possible that proposers' Phase 1 experience may affect their beliefs about responder behavior, and thus affect their strategies. But when proposers learn about responders' strategies, Proposition 4's prediction that proposers' Phase 1 experience will not affect their strategies should be in full force.

Hypothesis H2.4 is directly motivated by Proposition 6, which states that with experience, proposers' reference points should monotonically converge toward the steady-state reference point.

## 4 Results

In this section, we present our experimental evidence for path-dependent fairness preferences. We begin in subsection 4.1 by analyzing differences in behavior between the RC and PC markets: as expected, we find that offers in the PC market are significantly higher than offers in the RC market. In subsection 4.2 we turn to the analysis of phase 2 of the experiment, and investigate how differences in phase 1 experience affect responder behavior in phase 2. In subsection 4.3 we investigate how differences in phase 1 experience affect proposers' offers. Finally, in subsection 4.4 we investigate to what extent responders' fairness preferences converge over time.

## 4.1 Phase 1: The Effect of Competition on Offers and Acceptance Decisions

We find strong evidence that competition affects offers in the first phase of our experiment. Averaged over all 15 periods, proposers offer 78 chips to responders in the PC market, whereas they offer only 31 chips to responders in the RC market. The development of offers over the course of the 15 periods in both treatments is shown in the left panel of figure 1. The difference between offers in the two treatments is roughly 23 chips in period 1, and increases over time until it reaches an average of 50 chips from period 7 onwards. To assess the statistical significance of this difference, we use a clustered version of the rank-sum test proposed by Datta and Satten (2005), which controls for potential dependencies between observations. Clustering on the treatment group in phase 1, we find that the difference in individual average offers is highly significant ( $p < 0.01$ , clustered rank sum test)<sup>22</sup>

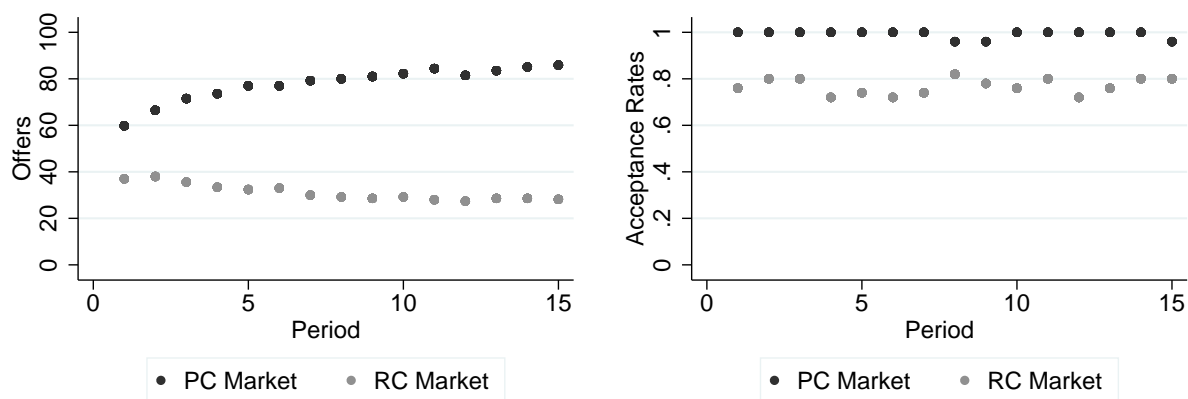


Figure 1: Left Panel: Average offers over time under responder competition and under proposer competition in phase 1 of the experiment. Right Panel: Acceptance rates of responders over time under responder competition and under proposer competition in phase 1 of the experiment.

Despite these large differences in offers, the right panel of figure 1 shows that the probability that an offer is accepted does not differ much by treatment. In the PC market, responders accept one of the two offers in 99.2 percent of the time. In the RC market, responders accept the offers 76.8 percent of the time, and the probability that *at least one* of the responders accepts an offer is 92.5 percent. Thus in both markets, a successful transaction occurs over

<sup>22</sup>While we present clustered rank-sum tests in the text, we also present p-values using standard rank sum tests that do not account for the potential dependencies between observations within matching groups in table 6 in Appendix A as a benchmark. It can be seen that the p-values of the standard test are in general slightly smaller, but very comparable to the p-values from the clustered test presented in the text.

90 percent of the time. Our stark experimental results on the affects of competitive forces are consistent with Roth et al. (1991) and Fischbacher et al. (2009) and confirm our hypothesis 1. We summarize them in the following result:

**Result 1.** *Competition among responders leads to low offers, whereas competition among proposers leads to high offers in the market version of the ultimatum game. Despite facing relatively low offers, responders in the responder competition market accept offers with a high frequency.*

## 4.2 Phase 2: The Effect of Experience on Responder Behavior

Hypothesis H2.1 states that PC responders have higher acceptance thresholds than RC responders. The left panel of figure 2 provides our first piece of evidence in favor of the hypothesis. In every period of the bargaining game, average minimal acceptable offers are larger for PC Responders. The difference is particularly pronounced in early periods. In period 1, the difference in the average acceptance threshold between the two treatment groups is 13 chips, which translates to PC Responders stating minimum acceptance thresholds that are 36 percent higher than the acceptance thresholds of RC Responders.

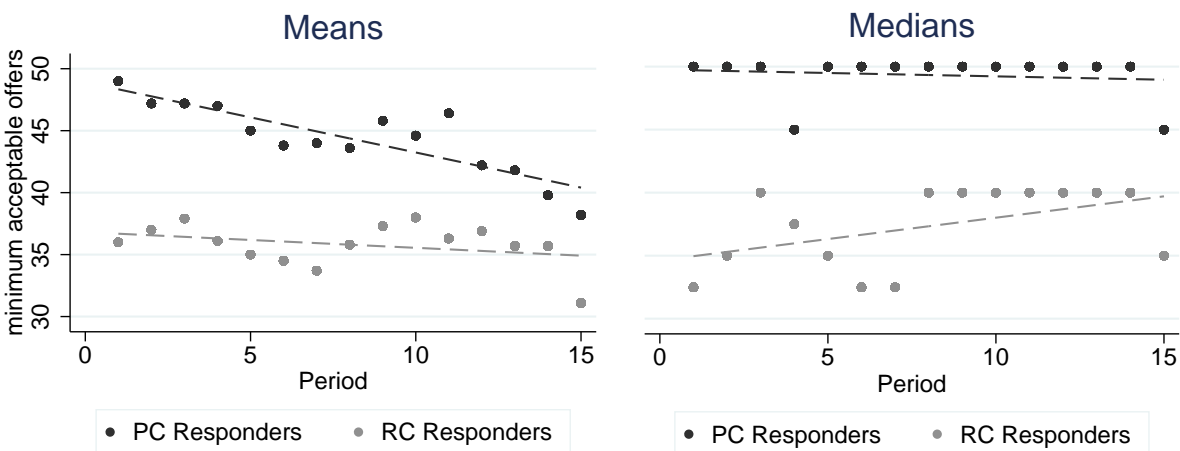


Figure 2: Minimal Acceptance Thresholds of responders. “PC Responders” denotes responders who have been exposed to proposer competition in phase 1. “RC Responders” denotes responders who have been exposed to responder competition in phase 1 of the experiment. The left panel shows average minimum acceptable offers over the course of the second part of the experiment. The right panel shows the respective medians. Dashed lines show linear time trends.

To assess the statistical significance of this difference, we again use the clustered version of the rank-sum test in order to control for potential dependencies between observations stemming from phase 1 of the experiment. Clustering on the treatment group in phase 1,

the difference in minimum acceptance thresholds in the first period is significant ( $p = 0.03$ , clustered rank-sum test). On average over all 15 periods, the difference is 8.6 chips ( $p = 0.06$ , clustered rank-sum test using individual average acceptance thresholds as the unit of observation), which translates to PC responders stating minimum acceptance thresholds that are 24 percent higher.

The right panel of figure 2 shows that a similar picture emerges when comparing the median minimum acceptance thresholds across the two treatment groups. The median minimum acceptance threshold of the PC responders is consistently larger than the median minimum acceptance threshold of the RC responders, and the treatment effect is very consistent over time. A ranksum test using median acceptance thresholds of each treatment group in each session as the unit of observation ( $N = 10$ ) reveals that the difference in medians is also significant ( $p < 0.02$ ).

The data shown in figure 2, however, does not account for differences in past experience of the proposer. To control for potential effects of proposer experience on responder behavior, we have to exploit the exogenous variation in matching group composition in phase 2 of the experiment. As we explained in section 2, our different matching groups in phase 2 of the experiment allow us to perform such an analysis. Figure 3 shows the development of minimum acceptance thresholds over time in phase 2 of the experiment for the three different matching groups. While the solid line exactly corresponds to the PC responder plot in figure 2, the two dotted lines disaggregate the RC responders based on their matching groups. It can again be seen that minimum acceptance thresholds in the PC matching group remain permanently above the minimum acceptance thresholds of the other two groups. Moreover, the two matching groups with RC responders are not significantly different from each other ( $p = 0.44$ , clustered rank-sum test using individual average acceptance thresholds as the unit of observation).

To statistically assess potential differences in responder behavior conditional on responder and proposer experience, we turn to regression analysis. Table 2 shows coefficients of a regression of minimum acceptance thresholds on a dummy variable indicating whether a responder participated in the PC market in phase 1 (PC Responder) and a dummy variable indicating whether the matched proposer participated in the PC market in phase 1 (PC Proposer). Hence, PC Responder captures the effect of responder experience, whereas PC Proposer captures the effect of proposer experience.

Table 2 clearly shows that only responder experience has a significant effect. This effect is particularly pronounced in the first period, and weakens when all periods are considered in the regression. We will return to the issue of convergence in subsection 4.4. Our evidence on responder behavior is summarized in the next result:

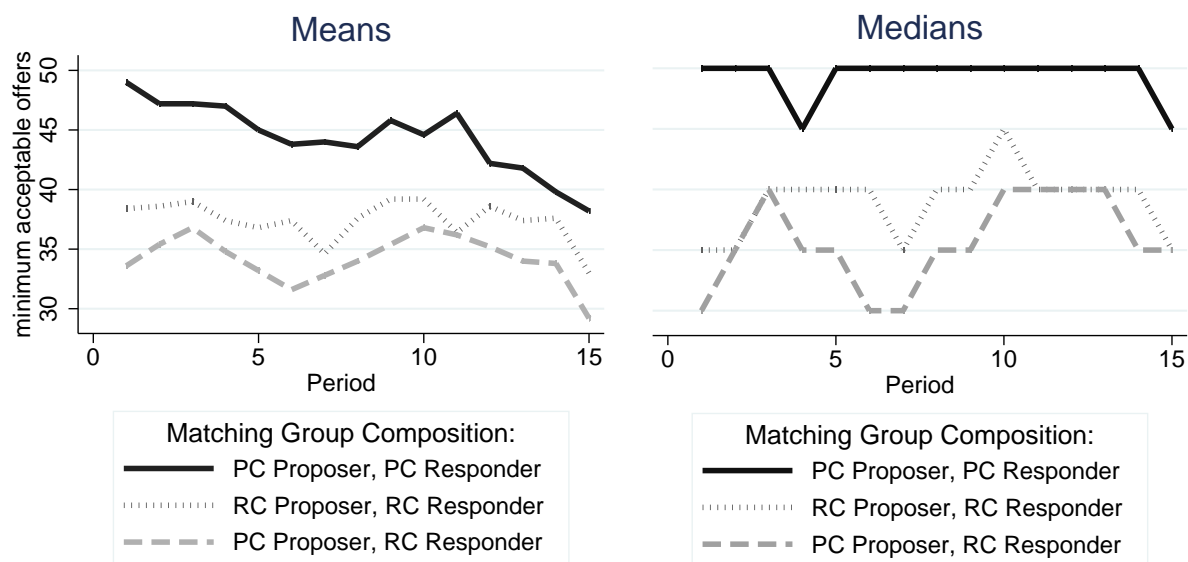


Figure 3: Mean and Median Minimal Acceptance Thresholds of responders, by matching group.

Table 2: Minimum acceptable offers by experience

	First Period	All
	(1)	(2)
PC Responder	15.400**	10.187*
	(5.665)	(4.921)
PC Proposer	-4.800	-3.227
	(6.777)	(7.490)
Constant	38.400***	37.413***
	(4.165)	(4.675)
Adj. $R^2$	0.059	0.041
Observations	75	1125

OLS Regressions; Clustering by treatment groups. Significance levels: \*\*\*  $p < .01$ , \*\*  $p < .05$ , \*  $p < .1$ .

**Result 2.** *Responders who have been exposed to proposer competition in phase 1 have a higher minimal acceptance threshold than responders who have been exposed to responder competition in phase 1. The experience of matched proposers has no substantial impact on responder behavior.*

### 4.3 The Effect of Experience on Proposer Behavior

Our theoretical framework also makes predictions about proposer behavior. Hypothesis H2.2 states that proposers should tailor their phase 2 offers to the responders’ past phase 1 experience. Hypothesis H2.3 states that once proposers have an opportunity to learn about responders’ behavior, proposers should not be affected by their own phase 1 experience at all. We now investigate these hypotheses.

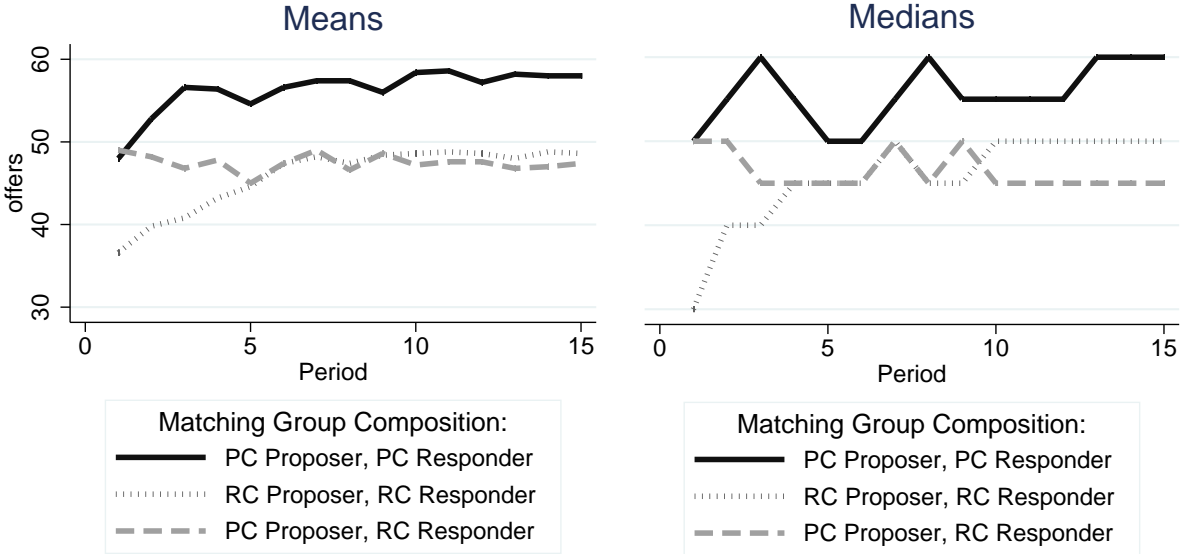


Figure 4: Mean and Median offers of proposers, by matching group.

The left panel of figure 4 shows average offers in the different matching groups over time, and the right hand panel shows the respective median offers by matching group over time. It can immediately be seen that, in the first period, proposer origin affects proposer offers. While the mean and median offer is roughly equivalent in the two matching groups with PC proposers, RC proposers make lower offers in period 1. However, mean and median offers of PC proposers seem to diverge, whereas mean and median offers of the RC proposers appear to converge to the level of the PC proposers who are matched with RC responders. To assess the relevance of proposer and responder experience on proposers’ offers, we again turn to regression analysis.

Table 3 shows a regression of offers on a dummy variable indicating whether a responder participated in the PC market in phase 1 (PC Responder) and a dummy variable indicating whether the matched proposer participated in the PC market in phase 1 (PC Proposer). Column (1) shows that proposers’ phase 1 experience is an important determinant of their first period offers. When aggregating over all 15 periods, however, the effect is completely



Table 3: Proposer Offers

	First Period	All
	(1)	(2)
PC Responder	-1.000 (3.835)	8.813* (3.927)
PC Proposer	12.400*** (2.461)	1.613 (2.541)
Constant	36.600*** (2.836)	45.853*** (3.049)
Adj. $R^2$	0.068	0.106
Observations	75	1125

OLS Regressions; Clustering by treatment groups. Significance levels: \*\*\*  $p < .01$ , \*\*  $p < .05$ , \*  $p < .1$ .

reversed. The coefficient on PC Proposer becomes insignificant, whereas the coefficient on PC Responder becomes larger and significant ( $p = 0.051$ ). Thus, once proposers have learned the preferences of the responders with whom they are matched, their phase 1 experience becomes completely irrelevant. We summarize these findings in the following result:

**Result 3** (Offers are Primarily Driven by Responder Experience). *Overall, proposers' experience in phase 1 of the experiment has very little impact on their offers in phase 2 of the experiment. Responders' phase 1 experience, however, significantly impacts proposers' offers in phase 2 of the experiment.*

Data on proposers' beliefs further supports the conclusion that proposers' offers in phase 2 are strongly affected by their beliefs about responders' minimum acceptance thresholds in phase 2. In Periods 1, 6 and 11, proposers were asked to state their belief about responders' median acceptance threshold. Table 4 shows regressions of this believed median acceptance threshold on proposer and responder experience dummies.

PC Proposers initially believe in higher acceptance thresholds, but the difference is not statistically significant. However, in period 6 and 11 the effect of proposer experience on believed acceptance thresholds vanishes. Responder experience, however, increasingly affects the believed median acceptance threshold. While it initially has no effect in period 1, being matched with a PC responder leads to significantly higher beliefs in median acceptance thresholds in periods 6 and 11. This evidence is consistent with proposers offering higher amounts when being matched with PC responders.

The fact that proposers' offers are strongly shaped by their beliefs about responder behavior is also consistent with our theoretical predication that proposer behavior is driven

Table 4: Proposers’ Beliefs About Acceptance

	Period 1	Period 6	Period 11
	(1)	(2)	(3)
PC Proposer	6.600 (9.995)	0.600 (4.264)	-4.400 (5.237)
PC Responder	6.800 (10.449)	12.000* (4.341)	15.800*** (2.736)
Constant	35.000*** (4.657)	44.000*** (3.463)	46.800*** (4.558)
Adj. $R^2$	0.050	0.149	0.199
Observations	75	75	75

OLS Regressions; Clustering by treatment groups. Significance levels: \*\*\*  $p < .01$ , \*\*  $p < .05$ , \*  $p < .1$ .

by the maximization of monetary payoffs. To further investigate this prediction, we compute the optimal offers for each period (and by matching group) in appendix B, and find that proposers’ actual offers are very close to the optimal offers (both in magnitudes and statistically).

#### 4.4 Convergence of Fairness Preferences

Next, we turn to the persistence of the effects of experience on proposers and responders over time. According to Hypothesis 2.4, the difference between PC and RC responders’ MAOs should diminish over time. In this section, we analyze how quickly this convergence occurs, if at all. The fitted lines in figure 2 suggest that there is a negative trend in minimum acceptable offers for responders who have been exposed to proposer competition in the first part of the experiment. This observation is confirmed by regression analysis in column (1) of table 5.

The difference in acceptance thresholds between the two treatment groups is decreasing by an average of .44 chips per period, which is approximately 3.6 percent of the initial difference. This attenuation of the difference appears to be mainly driven by responders from the PC treatment group slowly decreasing their acceptance thresholds over time (see the significant negative time trend in column (1)). Responders from the responder competition treatment group, however, do not change their acceptance thresholds over time. We summarize these findings in our final Result:

**Result 4** (Gradual Convergence of Fairness Preferences). *The difference in acceptance thresholds is fairly persistent, but gradually decreasing over time.*

Table 5: Time Trends in Minimum Acceptance Thresholds

	(1)
PC Responder	12.093** (4.296)
PC Responder $\times$ period	-0.440* (0.222)
Period	-0.126 (0.182)
Constant	36.811*** (2.449)
Adj. $R^2$	0.041
Observations	1125

OLS regressions; Clustering by treatment groups

## 4.5 Discussion of Results

### Do Experiences or Expectations Shape the Reference Point?

In the theoretical development of our hypotheses, we have assumed that fairness reference points correspond to past experiences. Alternatively, following the approach by Kőszegi and Rabin (2006, 2007, 2009) in the domain of consumption and risk preferences, it is possible that reference points correspond to expectations. Applied to fairness preferences, it may be that a responder chooses to reject a proposer’s offer when that offer falls far short of what the responder expected.

A model of *rational* expectations along the lines of Kőszegi and Rabin (2006, 2007, 2009) would not predict our results. Once players learn which game they will be participating in for the subsequent 15 periods, their rational expectations about outcomes should not depend on their phase 1 experiences.<sup>23</sup>

Another possibility is that a model of *naive*, rather than rational, expectations might be generating the differences in responders’ phase 2 behavior. Although one is faced with many degrees of freedom in formulating a generally-applicable theory of naive expectations that can explain how beliefs in one game are shaped by outcomes in a previous game, one of the

<sup>23</sup>Rational expectations should only be shaped by knowledge of the game structure, and beliefs about other players’ types. And since rational players should not have their beliefs systematically biased by play in different games, these rational players should not have different beliefs about each others’ types as a result of playing different games in Phase 1. Of course, it may be possible to *accommodate* our results with a model in which there are multiple rational expectations equilibria and past experience serves as a coordination device for selecting an equilibrium. However, we do not find such an explanation particularly satisfactory, since it amounts to assuming a model with enough degrees of freedom in its predictions such that our data can’t falsify it. A more satisfactory account would have our empirical results as a *prediction*.

many possible formulations is similar to our model. A model in which players' expectations are a convex combination of the shares of the surplus that they have received in the past could generate patterns similar to the patterns observed in our data. In that sense, our model can be viewed as a tractable and reduced-form approach to formalizing the behavior of a player whose experiences shape his naive beliefs, which in turn affect preferences.<sup>24</sup>

We want to point out, however, that a model in which naive beliefs shape the fairness reference point would have trouble explaining the stark difference between responders' adjustment of their phase 2 behavior and proposers' adjustment of their phase 2 behavior (see Figures 3 and 4). As we discussed in detail, proposer behavior suggests that our subjects are actually very fast to learn how other subjects behave in the game they are playing. By period 5, proposers' phase 1 experience has absolutely no impact on their behavior. Given such fast learning, a theory in which differences in responders' behavior are due solely to differences in their naive expectations would seem to be mismatched with the persistent difference in MAOs that we observe in our data (see Figure 3).<sup>25</sup>

### **Fairness Reference Points or Anchoring Heuristics?**

Experimental evidence has shown that individuals can be influenced by arbitrary anchors (Lichtenstein and Slovic, 2006; Kahneman and Tversky, 2000; Ariely et al., 2003; Simonson and Tversky, 1992), and that behavior that appears to be consistent with expressing a particular preference can in fact be the result of arbitrary anchoring.<sup>26</sup> Could it then be that our results are the consequence of a simple anchoring heuristic rather than evidence for reference-dependent fairness preferences?

Two pieces of evidence suggest that our results are not due to simple anchoring. First, we demonstrate that past experience only has persistent effects on responder behavior, whereas proposers quickly adapt to the new environment. This differential response to the treatment is inconsistent with a simple anchoring heuristic, whereas our theory of reference-dependent fairness preferences precisely predicts such behavior.

---

<sup>24</sup>A responder's naive beliefs might literally be dictated by a his past shares of the surplus—thus corresponding exactly to our mathematical model—or the beliefs might be a convex combination of the offers the responder observes—thus corresponding to a minor variation of our model that generate identical results.

<sup>25</sup>We should also point out that while a theory of expectations as reference points is the most similar to our model, similar considerations apply to belief-based reciprocity models (Rabin, 1993; Levine, 1998; Dufwenberg and Kirchsteiger, 2004). In these models players' motivations depend on their second-order beliefs about actions (Rabin, 1993; Dufwenberg and Kirchsteiger, 2004) or on first-order beliefs about types (Levine, 1998). Again, a theory of reciprocity and *rational* beliefs would not be consistent with our results. But when combined with certain types of non-rational beliefs, these theories may come closer to rationalizing our results. However, all of our arguments in this subsection would apply to these hybrid models as well.

<sup>26</sup>See, however, Fudenberg et al. (2012) and List et al. (2013) for evidence questioning the robustness of these anchoring effects.

Second, we collected data on individual cognitive abilities using the cognitive reflection test (CRT) (Frederick, 2005). The CRT is a cognitive test that seems particularly suited to assess the proneness to the anchoring heuristic. In the CRT, subjects have to answer questions that have an intuitive but wrong answer. Individuals who fall for fast and frugal heuristics are likely to score low on the CRT. Table 7 in appendix A shows coefficients for regressions of the minimum acceptance threshold on phase 1 experience, CRT scores and the interaction of the treatment with the CRT score in period 1 of phase 2 of the experiment, in which anchoring should be particularly pronounced. If our subjects were following a simple anchoring heuristic, we would expect that the treatment effect is particularly pronounced for individuals scoring low on the CRT. It turns out that the statistically insignificant point estimate of the interaction between CRT score and treatment has the opposite sign.

## 5 Concluding Remarks

While most existing work on social preferences has progressed under the presumption of static preferences, we show that fairness preferences are malleable and endogenous to the economic forces that determine market outcomes. We also demonstrate that such malleability can be incorporated into economic theory in a disciplined generalizable way: the parsimonious and generally applicable model we propose incorporates the path-dependent nature of preferences at the cost of just one additional degree of freedom, and predicts uniquely determined long-run outcomes in the games we consider.

We view our experimental and theoretical work as a first step towards understanding the dynamic nature of fairness preferences, paving the way for a number of other theoretical and empirical questions to be addressed by future research. One important set of questions concerns the foundations of path dependence. Although our results would not be predicted by a model in which agents form rational beliefs and derive utility from those beliefs, our mathematical framework and experimental results are not meant to distinguish between whether experience is a direct input into preferences, or whether the input is beliefs that are shaped by the past experiences of boundedly-rational agents. We plan to investigate this question in future work.

While past experience does not appear to affect proposers' prosociality in our empirical results, a relationship between prosociality and past experience may exist in other contexts. In concurrent work, Peysakhovich and Rand (2013) demonstrate that immersing subjects in environments that support cooperation in the infinitely repeated Prisoner's Dilemma (PD) substantially impacts subjects' norms of prosociality in subsequent interactions. Peysakhovich and Rand (2013) find that subjects who have previously experienced cooperative outcomes

are more likely to cooperate across a broad array of one-shot games such as the dictator and trust games, and are also more likely to punish selfishness in third-party punishment games. Interestingly, Peysakhovich and Rand (2013) find no effect on retaliation in the ultimatum game, which suggests that there may be important nuances in how past experience shapes retaliatory versus cooperative motivations. We believe this to be an important theoretical and empirical question for future research.<sup>27</sup>

Our work also raises intriguing questions about the market consequences of dynamic fairness preferences. For example, what are the implications of path-dependent fairness preferences for how a firm would optimally choose its dynamic price schedule? Our work implies that a trade-off exists between the immediate loss of customers whose fairness reference point is violated, and the long run profits generated through the increased willingness to pay of customers once the reference point has adjusted. And unlike theories of reference dependence that do not invoke fairness preferences—but in line with the insights of Kahneman et al. (1986)—our framework implies that consumers will react very differently to price increases that are exploitations of market power, as opposed to price increases necessitated by rising costs of production.

The effect of experience on fairness perceptions in labor markets may also cause wage rigidities and create excessive unemployment volatility. Finally, the path-dependence of fairness preferences may also help to shed light on the differences in beliefs and attitudes that we observe across different cultures and institutions.

## References

Akerlof, George A, “Labor contracts as partial gift exchange,” *The Quarterly Journal of Economics*, 1982, 97 (4), 543–569.

Ariely, Dan, George Loewenstein, and Drazen Prelec, “Coherent arbitrariness: Stable demand curves without stable preferences,” *The Quarterly Journal of Economics*, 2003, 118 (1), 73–106.

---

<sup>27</sup>Also quite intriguing is that Peysakhovich and Rand (2013) find that subjects with lower CRT scores are most affected by their PD manipulation, which leads them to suggest that subjects adopt cooperative tendencies as “heuristics” shaped by past experiences. In contrast, we find no interaction between CRT scores and the effect of past experience. This suggests that there may be fundamental differences between cooperative and retaliatory behaviors, and that past experiences may shape these behaviors through different psychological channels.

- Bartling, Björn and Klaus M. Schmidt**, “Reference points in renegotiations: The role of contracts and competition,” ECON - Working Papers 089, Department of Economics - University of Zurich 2012.
- Beaudry, Paul and John DiNardo**, “The effect of implicit contracts on the movement of wages over the business cycle: Evidence from micro data,” *Journal of Political Economy*, 1991, pp. 665–688.
- Bednar, Jenna, Yan Chen, Tracy Xiao Liu, and Scott Page**, “Behavioral spillovers and cognitive load in multiple games: An experimental study,” *Games and Economic Behavior*, 2012, 74 (1), 12–31.
- Benjamin, Daniel J.**, “A Theory of Fairness in Labor Markets,” *Working paper*, 2005.
- Bewley, Truman F.**, *Why Wages Don't Fall During A Recession*, Cambridge, MA: Harvard University Press, 1999.
- Bolton, Gary E. and Axel Ockenfels**, “ERC: A Theory of Equity, Reciprocity, and Competition,” *American Economic Review*, 2000, 90 (1), 166–93.
- Camerer, Colin**, *Behavioral Game Theory - Experiments in Strategic Interaction*, Princeton, New Jersey: Princeton University Press, 2003.
- Cason, Timothy N, Anya C Savikhin, and Roman M Sheremeta**, “Behavioral spillovers in coordination games,” *European Economic Review*, 2011, 56, 233–245.
- Charness, Gary and Matthew Rabin**, “Understanding Social Preferences with Simple Tests,” *Quarterly Journal of Economics*, 2002, 117 (3), 817–869.
- Datta, Somnath and Glen Satten**, “Rank-Sum Tests for Clustered Data,” *Journal of the American Statistical Association*, 2005, 471 (1), 908–915.
- Dufwenberg, Martin and Georg Kirchsteiger**, “A Theory of Sequential Reciprocity,” *Games and Economic Behavior*, 2004, 47 (2), 268–298.
- Eliasz, Kfir and Rani Spiegler**, “Reference Dependence and Labor-Market Fluctuations,” Technical Report, CEPR Discussion Papers 2012.
- Falk, Armin and Urs Fischbacher**, “A theory of reciprocity,” *Games and Economic Behavior*, 2006, 54 (2), 293–315.

- , **Ernst Fehr, and Christian Zehnder**, “Fairness perceptions and reservation wages: the behavioral effects of minimum wage laws,” *The Quarterly Journal of Economics*, 2006, *121* (4), 1347–1381.
- Fehr, Ernst and Klaus M. Schmidt**, “A Theory of Fairness, Competition, and Cooperation,” *The Quarterly Journal of Economics*, 1999, *114* (3), 817–868.
- , **Georg Kirchsteiger, and Arno Riedl**, “Does fairness prevent market clearing? An experimental investigation,” *The Quarterly Journal of Economics*, 1993, *108* (2), 437–459.
- , **Lorenz Goette, and Christian Zehnder**, “A Behavioral Account of the Labor Market: The Role of Fairness Concerns,” *Annual Review of Economics*, 2009, *1* (1), 355–384.
- , **Oliver D. Hart, and Christian Zehnder**, “How Do Informal Agreements and Renegotiation Shape Contractual Reference Points?,” Working Paper 17545, National Bureau of Economic Research October 2011.
- , **Oliver Hart, and Christian Zehnder**, “Contracts as Reference Points—Experimental Evidence,” *American Economic Review*, 2011, *101* (2), 493–525.
- Fischbacher, Urs**, “z-Tree: Zurich Toolbox for Ready-made Economic Experiments,” *Experimental Economics*, 2007, *10*, 171–178.
- , **Christina M. Fong, and Ernst Fehr**, “Fairness, errors and the power of competition,” *Journal of Economic Behavior & Organization*, 2009, *72* (1), 527–545.
- Frederick, Shane**, “Cognitive reflection and decision making,” *The Journal of Economic Perspectives*, 2005, *19* (4), 25–42.
- Fudenberg, Drew, David K. Levine, and Zacharias Maniadis**, “On the Robustness of Anchoring Effects in WTP and WTA Experiments,” *American Economic Journal: Microeconomics*, 2012, *4* (2), 131–145.
- Greiner, Ben**, “The Online Recruitment System ORSEE: A Guide for the Organization of Experiments in Economics,” Discussion Papers on Strategic Interaction 2003–10, Max Planck Institute of Economics, Strategic Interaction Group 2004.
- Grimm, Veronika and Friederike Mengel**, “An experiment on learning in a multiple games environment,” *Journal of Economic Theory*, 2012, *147*, 2220–2259.



- Güth, Werner, Rolf Schmittberger, and Bernd Schwarze**, “An experimental analysis of ultimatum bargaining,” *Journal of Economic Behavior & Organization*, 1982, 3 (4), 367–388.
- Hall, Robert E**, “Employment fluctuations with equilibrium wage stickiness,” *American economic review*, March 2005, 95 (1), 50–65.
- Hart, Oliver**, “Hold-up, Asset Ownership, and Reference Points,” *The Quarterly Journal of Economics*, 2009, 124 (1), 267–290.
- **and Bengt Holmstrom**, “A Theory of Firm Scope,” *The Quarterly Journal of Economics*, 2010, 125 (2), 483–513.
- **and John Moore**, “Contracts as Reference Points,” *The Quarterly Journal of Economics*, 2008, 123 (1), 1119–1158.
- Kagel, John H, Chung Kim, and Donald Moser**, “Fairness in ultimatum games with asymmetric information and asymmetric payoffs,” *Games and Economic Behavior*, 1996, 13 (1), 100–110.
- Kahneman, Daniel and Amos Tversky**, *Choices, Values, and Frames*, 1st ed., New York: Cambridge University Press, 2000.
- , **Jack L Knetsch, and Richard Thaler**, “Fairness as a constraint on profit seeking: Entitlements in the market,” *The American economic review*, September 1986, 76 (4), 728–741.
- Kaur, Supreet**, “Nominal Wage Rigidity in Village Labor Markets,” *Working Paper*, 2012.
- Kőszegi, Botond and Matthew Rabin**, “A Model of Reference-Dependent Preferences,” *Quarterly Journal of Economics*, 2006, 121 (4), 1133–65.
- **and** – , “Reference-Dependent Risk Attitudes,” *American Economic Review*, 2007, 99 (3), 909–936.
- **and** – , “Reference-Dependent Consumption Plans,” *American Economic Review*, 2009, 99 (3), 909–936.
- Levine, David K.**, “Modeling Altruism and Spitefulness in Experiments,” *REview of Economic Dynamics*, 1998, 1, 593–622.
- Lichtenstein, Sarah and Paul Slovic**, *The construction of preference*, 1st ed., New York: Cambridge University Press, 2006.

- List, John A., Zacharias Maniadis, and Fabio Tufano**, “One Swallow Doesn’t Make a Summer: New Evidence on Anchoring Effects,” *American Economic Review*, *forthcoming*, 2013.
- Oreopoulos, Philip, Till von Wachter, and Andrew Heisz**, “The Short-and Long-Term Career Effects of Graduating in a Recession,” *American Economic Journal: Applied Economics*, 2012, *4* (1), 1–29.
- Peysakhovich, Alexander and David G. Rand**, “Habits of Virtue: Creating Norms of Cooperation and Defection in the Laboratory,” *working paper*, 2013.
- Rabin, Matthew**, “Incorporating Fairness into Game Theory and Economics,” *American Economic Review*, 1993, *83* (5), 1281–1302.
- Roth, Alvin E, Vesna Prasnikar, Masahiro Okuno-Fujiwara, and Shmuel Zamir**, “Bargaining and market behavior in Jerusalem, Ljubljana, Pittsburgh, and Tokyo: An experimental study,” *The American Economic Review*, December 1991, *81* (5), 1068–1095.
- Shimer, Robert**, “The cyclical behavior of equilibrium unemployment and vacancies,” *American economic review*, March 2005, *95* (1), 25–49.
- Simonsohn, Uri and George Loewenstein**, “Mistake# 37: The Effect of Previously Encountered Prices on Current Housing Demand\*,” *The Economic Journal*, 2006, *116* (508), 175–199.
- Simonson, Itamar and Amos Tversky**, “Choice in context: tradeoff contrast and extremeness aversion.,” *Journal of Marketing Research*, 1992.

# Appendices

## A Additional tables

Table 6: P-Values of Wilcoxon Rank-Sum tests

Test	p-value
Average offers in phase 1: PC Market vs. RC Market	$p < 0.01$
First Period MAO's in Phase 2: PC Responders vs. RC Responders	$p = 0.018$
Average MAO's in Phase 2: PC Responders vs. RC Responders	$p = 0.062$
Average MAO's in Phase 2: Matching Group 2 vs. Matching Group 3	$p = 0.38$

Table 7: Minimum Acceptance Thresholds and Cognitive Reflection Test Scores

	First Period				All Periods	
	(1)	(2)	(3)	(4)	(5)	(6)
RC	-13.000** (4.208)	-13.851*** (4.113)	-11.878 (7.585)	-8.573* (3.946)	-9.286** (3.670)	-4.042 (5.098)
CRT		5.317*** (1.222)	6.110* (3.127)		4.453*** (1.054)	6.561** (2.349)
RC*CRT			-1.117 (3.335)			-2.968 (2.573)
Constant	49.000*** (3.051)	39.854*** (4.231)	38.490*** (6.941)	44.373*** (3.624)	36.714*** (3.706)	33.089*** (4.554)
Adj. $R^2$	0.064	0.119	0.107	0.038	0.091	0.095
Observations	75	75	75	1125	1125	1125

OLS Regressions; Clustering by treatment groups; only first period observations are used; Significance levels:  
 \*\*\*  $p < .01$ , \*\*  $p < .05$ , \*  $p < .1$ .

## B Proposer optimization

We can compute the ex-post profit maximizing offer for each period in a matching group, given the observed cumulative distribution function of minimum acceptance thresholds  $F_{mt}(MAO)$  of responders within that matching group:

$$a_{mt}^* = \arg \max_a F_{mt}(a)[k(Y - a)],$$

where  $m$  denotes the individual matching group and  $t$  denotes the time period.

	prof. max. offer	actual avg. offer
PC Matching Group	51.8	56.3
RC Matching Group	45.6	45.8
Mixed Matching Group	39.3	47.5

Table 8: Profit maximizing offers by matching groups

Table 8 shows the average profit maximizing offer in phase 2 of the experiment conditional on the matching group. Comparing the profit maximizing offers across the different matching groups, it can be seen that the profit maximizing offer in the PC Matching Group is 6.2 points higher than in the RC Matching Group ( $p = 0.25$ , Ranksum Test based on 10 observations, one per matching group in each treatment), and 12.5 point higher than in the Mixed Matching Group ( $p = 0.08$ ). The profit maximizing offers between the RC matching group and the mixed matching group are not statistically significantly different ( $p = 0.35$ ). Pooling the two matching groups with RC responders and comparing the average profit maximizing offer with the PC matching group which contained PC responders, the profit maximizing offer in the PC matching group is 9.5 points higher ( $p = 0.08$ , Ranksum test based on 15 observations, one for each independent matching group). Moreover, actual average offers are not statistically significantly different from profit maximizing offers in the PC and RC matching groups. The exception is the mixed matching group, in which actual average offers are significantly larger than profit maximizing offers ( $p = 0.08$ , ranksum test based on matching groups). The data therefore again supports the predictions of the theory: Proposers' behavior is close to profit maximizing. Because minimum acceptance thresholds differ depending on responder experience, profit maximizing behavior leads proposers to adopt their offers depending on responder experience.

## C Proofs of Propositions (online publication only)

*Proof of Proposition 1.* We will establish this result under the following more general assumptions: the two proposers have reference points  $r_{P_1}, r_{P_2} \in [0, 1]$ , and the responder has a reference point  $r_R \in [0, 1]$  such that  $r_{P_i} + r_R \leq 1$ .

We begin by showing that both proposers offering  $a = Y$  and the responder accepting one of the offers is, indeed, a SPE. Begin with the responder. His utility from rejecting both offers is  $u_R = 0$ . His utility from accepting one of the offers is  $u_R = Y - \lambda \max(r_R Y - Y, 0) = Y > 0$ , since  $r_R \leq 1$ . Thus it is optimal for the responder to accept. Next, consider the proposers. Both proposers get a financial payoff of 0 when they both offer  $a = Y$ , regardless of whose offer the responder accepts. Now if proposer  $i$  deviates and offers  $a_i < Y$  then the responder will reject his offer with probability 1. This proposer  $i$  will then again end up with a financial payoff of 0. Thus neither proposer has an incentive to deviate.

We now show that there exists no SPE in which both proposers offer  $a_i < Y$  with positive probability. For each of the proposers  $i$ , let  $\alpha_i$  denote their (possibly) mixed strategy. Let  $\underline{a}_i$  denote the lowest offer in the support of  $\alpha_i$ . Let  $H_2$  be the cumulative distribution function corresponding to proposer 2's offers, and set  $\underline{a}'_2 = \inf\{a' : H_2(a') > 0\}$ . We will begin by showing that it is impossible to have  $\underline{a}_1 < \underline{a}'_2 < Y$  in any SPE.

So suppose, by way of contradiction, that  $\underline{a}'_2 < Y$ . Since conditional on accepting an offer, the responder's utility is strictly increasing in the size of the offer, the responder will reject the offer  $\underline{a}_1$  with probability 1. Thus when proposer 1 makes an offer  $\underline{a}_1$ , his utility cannot be greater than zero.

Set

$$a^\dagger := \frac{r_R k Y}{1 - r_R + k r_R}$$

and suppose that proposer 2 makes an offer  $a_i \leq a^\dagger$  with positive probability. Then for proposer 1, an offer of  $\underline{a}_1$  is strictly dominated by an offer of  $a = a^\dagger + \epsilon$ , for a small enough  $\epsilon > 0$ . Notice that if  $a > a^\dagger$ , then  $a > r_R[k(Y - a) + a]$  by definition, and thus the responder derives positive utility from accepting the offer  $a$ . Thus proposer 1's utility from having offer  $a = a^\dagger + \epsilon$  accepted is

$$\begin{aligned} u_{P_1} &= k(Y - a) - \lambda \max\{r_{P_1}[k(Y - a) + a] - k(Y - a), 0\} \\ &\geq k(Y - a^\dagger) - k\epsilon - \lambda \epsilon r_R(1 + k) \\ &> 0 \text{ for small enough } \epsilon, \end{aligned}$$

where in going from the first to the second equation we use the assumption that  $r_{P_1} \leq 1 - r_R$  and the fact that  $a^\dagger = r_R[k(Y - a^\dagger) + a^\dagger]$  by definition. Thus if proposer 2 offers  $a_i \leq a^\dagger$  with

positive probability, offering  $a^\dagger + \epsilon$  is strictly better than offering  $\underline{a}_1$  for proposer 1, since the higher offer has a positive probability of generating positive utility to the proposer.

Next, suppose that proposer 2 offers  $a_2 > a^\dagger$  with probability 1. Then with probability 1, the responder would derive positive utility from accepting an offer made by proposer 2. This means that whenever proposer 1 offers  $\underline{a}_1$ , his offer is rejected, while Proposer 2's offer is accepted with probability 1. Now if  $\underline{a}'_2 < Y$ , then proposer 1's utility when he offers  $a = \underline{a}'_2 + \epsilon$  (for a small  $\epsilon$ ) and the offer is accepted is

$$\begin{aligned} u_{P_1} &= k(Y - a) - \lambda \max\{r_{P_1}[k(Y - a) + a] - k(Y - a), 0\} \\ &= k(Y - \underline{a}'_2) - \lambda \max\{r_{P_1}[k(Y - \underline{a}'_2) + \underline{a}'_2] - k(Y - \underline{a}'_2), 0\} - k\epsilon - \lambda\epsilon r_R(1 + k) \\ &> -\lambda \max\{r_{P_1}[k(Y - \underline{a}'_2) + \underline{a}'_2] - k(Y - \underline{a}'_2), 0\} \text{ for small enough } \epsilon \end{aligned}$$

Suppose now that  $k \geq 1$  (as in our experiment). If proposer 1 offers  $\underline{a}_1$ , then with probability 1 his utility is at most as good as  $-\lambda r_{P_1}[k(Y - \underline{a}'_2) + \underline{a}'_2]$  (for each possible offer that proposer 2 makes), and thus proposer 1 increases his utility with positive probability when he offers  $\underline{a}_1 + \epsilon$  for some small  $\epsilon > 0$ .

When  $k < 1$  and  $\underline{a}'_2 < Y$ , then proposer 1's utility when he offers  $\underline{a}_1$  is at most as good as  $-\lambda r_{P_1}Y$  with probability 1 (for each possible offer that proposer 2 makes). However, when proposer 1 offers  $a = Y$ , this offer is accepted whenever proposer 2 offers  $a_2 < Y$ ; thus for a positive measure of proposer 2's offers, proposer 1's utility increases from at most  $-\lambda r_{P_1}Y$  to 0 when he offers  $a = Y$  instead of  $a = \underline{a}_1$ . We have thus established that when  $\underline{a}'_2 < Y$ , there is no SPE in which proposer 1 offers  $a < \underline{a}_2$ .

Suppose now that  $\underline{a}_1 = \underline{a}'_2 < Y$ . If  $\underline{a}'_2$  is offered with probability 0 by proposer 2, then a verbatim repetition of the previous arguments establishes a contradiction. So suppose that  $\underline{a}'_2$  is offered with positive probability. In this case, when proposers  $i = 1, 2$  both offer  $\underline{a}'_2$ , at least one of these offers must be rejected with positive probability in the SPE. But then, the proposer whose offer is rejected with positive probability is better off increasing that offer by some tiny  $\epsilon > 0$ , thereby increasing his probability of acceptance by a non-trivial probability, while at the same time decreasing his payoff conditional on acceptance by a negligible amount.

Thus  $\underline{a}_1 \leq \underline{a}'_2 < Y$  cannot be supported in a SPE, and an identical argument shows that  $\underline{a}_2 \leq \underline{a}'_1 < Y$  cannot be supported in a SPE either. This establishes that at least one of the proposers must offer  $a = Y$  with probability 1 in any mixed-strategy equilibrium.

When restricting to pure-strategy equilibria, there cannot be an equilibrium in which proposer 1 offers  $a_1 < Y$  with probability 1, while proposer 2 offers  $a_2 = Y$  with probability 1. A profitable deviation for proposer 2 would be to offer  $a_1 + \epsilon < Y$ . And similar logic

shows that proposer 2 can't offer  $a_2 < Y$ . □

*Proof of Proposition 2.* We prove this result under the more general conditions that the responders have reference points  $r_{R_1} = r_{R_2} = r_R \in [0, 1]$  and the proposer has a reference point  $r_P \leq 1 - r_R$ .

First, notice that regardless of  $j$ 's strategy, responder  $i$  is always willing to accept an offer

$$a \geq \hat{a} := \frac{\lambda r_R k Y}{1 + \lambda(r k - r + 1)}.$$

This is because

$$\hat{a} - \lambda[r_R[k(Y - \hat{a}) + \hat{a}] - \hat{a}] = 0 \tag{5}$$

and so receiving an offer  $a \geq \hat{a}$  yields weakly positive utility to responder  $i$ , regardless of what responder  $j$  does. Thus, since an offer  $a > \hat{a}$  is always accepted, the highest offer that can be supported in a SPE is  $\hat{a}$ .

We now show that any offer  $a \leq \hat{a}$  can be supported in a SPE. The candidate equilibrium is one in which 1. the proposer offers  $a$  and both responders choose to accept it with probability 1, 2. the responders both reject any offer  $a' < a$  and 3. the responders both accept any offer  $a' > a$ . If responder  $i$  deviates from equilibrium and rejects, then his utility is

$$u_R^{deviate} = -\lambda[r_R(k(Y - a) + a)]$$

with probability 1. In contrast, responder  $i$ 's equilibrium payoff is

$$u_R^{equilib} = \frac{1}{2} [a - \lambda[r_R(k(Y - a) + a) - a]] + \frac{1}{2} [-\lambda[r_R(k(Y - a) + a)]] = u_R^{deviate} + \frac{1}{2}(1 + \lambda)a.$$

Thus for  $a > 0$ , the responder is strictly better off accepting, while for  $a = 0$  the responder is weakly better off accepting.

Now clearly, the proposer has no incentive to offer  $a' > a$ . Next, we show that the subgame following an offer of  $a' < a$  has an equilibrium in which both responders reject. To see this, consider the payoff responder  $i$  gets when he deviates. By equation (5), accepting an offer  $a' < a \leq \hat{a}$  generates negative utility for responder  $i$ . On the other hand, if responder sticks with his equilibrium strategy and rejects, then all three players get financial payoffs equal to zero, and thus responder  $i$ 's utility is non-negative. Thus responder  $i$  is better off sticking with his equilibrium strategy.

The exact statement of Proposition 2 obtains in the special case that  $r_R = 1/3$ . □

*Proof of Proposition 3.* The proof of this proposition considers the more general case in which players don't necessarily coordinate on the zero offers equilibrium in the RC market.

By Proposition 1,  $\mu_R^1 = 1$  for a responder from the PC market. By Proposition 2, a responder in the RC market is offered  $a \leq \hat{a} := \frac{\lambda k Y}{3 + (2+k)\lambda}$ . This means that the responder's share of the surplus is at most

$$\bar{\mu}_{RC} := \frac{\hat{a}}{(Y - \hat{a})k + \hat{a}}.$$

And computations reveal that  $\bar{\mu}_{RC} < 1/3$ . Note, however, that it is possible that  $\mu_R^1 = 0 < \bar{\mu}_{RC}$  in case the offer actually went to the other responder in the RC market.

Either way, we have that the responders' period 2 reference points, as a function of  $\gamma$  are

$$\begin{aligned} r_{RPC} &= \frac{1 + \gamma}{2} \\ r_{RRC} &= \frac{1 - \gamma}{2} + \gamma \mu_{RRC}^1. \end{aligned}$$

And since  $1/2 > \mu_{RRC}^1$ , it easily follows that  $r_{PC}$  is increasing in  $\gamma$  while  $r_{RC}$  is decreasing in  $\gamma$ .

The statement of the proposition will thus be proven by showing that the minimal acceptable offer is a strictly increasing function of the reference point.

To see this, notice that the lowest offer a responder is willing to accept must satisfy

$$M - \lambda[r[(Y - M)k + M] - M] = 0$$

from which it follows that  $M = \frac{rkY}{1-r+kr}$ , which is an increasing function of  $r$  for any  $k > 0$ .  $\square$

We now formulate a more general version of proposition 4 that does not rely on the assumption that the RC market is characterized by a zero offers equilibrium. In particular, we suppose that in the RC market, responders are offered some  $a \leq \hat{a}$  and that both responders accept the offer in equilibrium. This means that half of the responders receive a share  $\mu_{RRC}^1 = 0$  of the surplus, since they do not get to receive the offer, while the other half of the responders receive a share  $\mu_{RRC}^1 \geq 0$  of the surplus, since they do get to participate in the offer. We assume that in the ultimatum game, the proposer does not know which of the responders he is facing. That is, the proposer believes that with probability 1/2 he is facing a responder with  $\mu_{RRC}^1 = 0$ , and with probability 1/2 he is facing a responder with  $\mu_{RRC}^1 \geq 0$ . We let  $M_{RC,L}$  and  $M_{RC,H}$  denote the corresponding MAOs. We now formulate the following more general proposition to characterize the perfect Bayesian equilibria (PBE) of this game:

**Proposition 7.** 1. A PC proposer offers  $M_{PC}$  to a PC responder in any PBE

2. A PC proposer offers  $M_{RC,H}$  to a RC responder if  $k(Y - M_{RC,H}) > 2k(Y - M_{RC,L})$



and offers  $M_{RC,L}$  otherwise

3. A RC proposer offers  $M_{RC,H}$  to a RC responder if  $k(Y - M_{RC,H}) > 2k(Y - M_{RC,L})$  and offers  $M_{RC,L}$  otherwise

4. There exists a  $\gamma^\dagger \in (0, 1]$  such that

(a) If  $\gamma \leq \gamma^\dagger$  then a RC proposer always offers  $M_{PC}$  to a PC responder

(b) If  $\gamma \in (\gamma^\dagger, 1)$  then a RC proposer offers  $a < M_{PC}$  to a PC responder

*Proof of Proposition 7. Proof of (1).* Let  $r_{P_{PC}}$  and  $r_{R_{PC}}$  be the period 2 reference points of the proposer and responder who participated in the PC market in phase 1. By Proposition 1, proposers get a zero share of the surplus in the PC market while responders get a full share of the surplus in the PC market. Thus

$$r_{P_{PC}} + r_{R_{PC}} = \left( \frac{1-\gamma}{2} + \gamma \cdot 0 \right) + \left( \frac{1-\gamma}{2} + \gamma \cdot 1 \right) = 1. \quad (6)$$

Now conditional on making an offer that the responder will accept in phase 2, the proposer's optimal strategy is to offer  $a = M_{PC}$ . The only thing we have to check is that the proposer's utility from having this offer implemented is non-negative. The proposer's utility from having this offer implemented is:

$$u_P = k(Y - M_{PC}) - \lambda \max\{r_{P_{PC}}[k(Y - M_{PC}) + M_{PC}] - k(Y - M_{PC}), 0\}, \quad (7)$$

Equation (7) is certainly non-negative if  $r_{P_{PC}}W - k(Y - M_{PC}) \leq 0$ , where  $W = k(Y - M_{PC}) + M_{PC}$ . But by definition,  $M_{PC}$  must satisfy

$$M_{PC} - \lambda \max\{r_{R_{PC}}W - M_{PC}, 0\} = 0 \quad (8)$$

from it which it follows that  $r_{R_{PC}}W - M_{PC} > 0$ . Thus

$$r_{P_{PC}}W = (1 - r_{R_{PC}})W < W - M_{PC} = k(Y - M_{PC}), \quad (9)$$

from which it follows that equation (7) is positive.

*Proof of (2).* Let  $r_{R_{RC}}$  denote the phase 2 reference point of an RC responder. Then because  $r_{R_{RC}} \leq r_{R_{PC}}$ , equation (6) implies that  $r_{P_{PC}} + r_{R_{RC}} \leq 1$ . Analogous to equation (8) we can establish that  $M_{RC,H} - \lambda \max\{r_{R_{RC,H}}W - M_{RC,H}, 0\} = 0$ , where  $W$  is now defined as  $W = k(Y - M_{RC,H}) + M_{RC,H}$ . Thus analogous to (9), we find that  $r_{P_{PC}}W < k(Y - M_{RC,H})$ . This means that in the domain of offers  $a \leq M_{RC,H}$ , the proposer's share of the surplus

exceeds his fairness reference point, and thus he acts as a purely profit-maximizing agent in that domain of offers. Statement (2) now follows because the proposer's maximization problem now simply boils down figuring out if he is better off offering  $M_{RC,H}$  and having his offer accepted by all responders or if he is better off offering  $M_{RC,L}$  and having his offer accepted by just half of the responders.

*Proof of (3).* This proof is virtually identical to the proof of (2).

*Proof of (4).* As before, it is clear that conditional on making an offer that the responder will accept in phase 2, the proposer's optimal strategy is to offer  $a = M_{PC}$ . However, when there is no offer that is acceptable to the responder and that will generate non-negative utility to the proposer, the proposer's optimal strategy is to offer  $a < M_{PC}$ . As before, the proposer's utility, as a function of  $\gamma$ , is

$$u_P(\gamma) = k(Y - M_{PC}(\gamma)) - \lambda \max\{r_{P_{RC}}(\gamma)[k(Y - M_{PC}(\gamma)) + M_{PC}(\gamma)] - k(Y - M_{PC}(\gamma)), 0\}. \quad (10)$$

But

$$r_{P_{RC}}[k(Y - M_{PC}) + M_{PC}] - k(Y - M_{PC}) = M_{PC}[k(1 - r_{P_{RC}}) + r_{P_{RC}}] + kY(r_{P_{RC}} - 1). \quad (11)$$

Now the left-hand side of (11) is clearly increasing in  $r_{P_{RC}}$ , while the right-hand side of (11) is clearly increasing in  $M_{PC}$ . Thus (11) is increasing in  $\gamma$  because  $M_{PC}$  and  $r_{P_{RC}}$  are increasing in  $\gamma$ . From this, it follows that  $u_P(\gamma)$  is decreasing in  $\gamma$ .

Next, we have

$$r_{P_{RC}} + r_{R_{PC}} = \left(\frac{1 - \gamma}{2} + \gamma \cdot \mu_{P,PC}\right) + \left(\frac{1 - \gamma}{2} + \gamma \cdot 1\right) = 1 + \gamma \mu_{P,RC}, \quad (12)$$

where  $\mu_{P,RC} > 0$  is the share of the surplus that the proposer gets in the RC market. As before, we have that  $r_{R_{PC}}W > M_{PC}$ , where  $W = k(Y - M_{PC}) + M_{PC}$ . Thus

$$r_{P_{RC}}W = (1 - r_{R_{PC}} + \gamma \mu_{P,RC})W < W - M_{PC} + \gamma \mu_{P,RC}W = k(Y - M_{PC}) + \gamma \mu_{P,RC}W.$$

Thus when  $\gamma = 0$ , we have that  $k(Y - M_{PC}) - r_{P_{RC}}W > 0$ . Moreover, since  $k(Y - M_{PC}) - r_{P_{RC}}W$  is continuous in  $\gamma$ , we know that  $k(Y - M_{PC}) - r_{P_{RC}}W > 0$  for a neighborhood of  $\gamma$  around 0, and thus that  $u_P(\gamma) > 0$  for  $\gamma$  close enough to zero. Moreover, since  $u_P(\gamma)$  is continuous and decreasing in  $\gamma$ , there must exist some  $\gamma^\dagger \in (0, 1]$  such that  $u_P(\gamma)$  is positive if and only if  $\gamma \leq \gamma^\dagger$ .  $\square$

To see that  $\gamma^\dagger$  can sometimes be less than 1 in the above proof, fix  $\gamma$  and let  $\lambda$  be very

large, so that both the proposer and responder require approximately a share  $r_{PRC}$  and  $r_{RPC}$ , respectively, of the surplus to derive non-negative utility from the transaction. But since  $r_{PRC} + r_{RPC} > 1$ , there will not be a division of surplus that suits both the proposer and responder.

*Proof of Proposition 5.* We prove that the statement of the proposition holds under more general assumptions about how reference points are formed. In particular, let  $w_0, w_1, \dots$  be an infinite sequence given by  $w_0 = 1$  and  $w_j = \delta^j$  for some  $\delta \in [0, 1]$ . Then let the period  $t$  reference point of player  $i$  be given by

$$r_i^t = (1 - \gamma)(1/2) + \gamma \frac{\sum_{\tau=-T}^{t-1} w_{t-1-\tau} \mu_i^\tau}{\sum_{\tau=-T}^{t-1} w_{t-1-\tau}}.$$

The definition used in the main body of the paper is obtained as a special case in which  $\delta = 1$ .

*Step 1:* We first show that there is a unique steady state. In any steady state, we must have

$$M^* - \lambda[r_R^*(k(Y - M^*) + M^*) - M^*] = 0, \quad (13)$$

which can be rearranged to show that

$$\frac{M^*}{k(Y - M^*) + M^*} = \frac{\lambda r_R^*}{1 + \lambda}. \quad (14)$$

As in the proof of Proposition 7, offering  $a^* = M^*$  is clearly optimal for the proposer, conditional on making an offer that the responder will accept. Moreover, since  $r_P^* + r_R^* = 1$  by definition, we can show, analogously to equation (9), that

$$r_P^*[k(Y - M^*) + M^*] < k(Y - M^*),$$

from which it follows that the proposer derives positive utility from making an offer  $a^* = M^*$ . Thus the proposer's optimal strategy is to offer  $a^* = M^*$  in any steady state.

Plugging in  $a^* = M^*$  into (14), and using the definition of  $r_R^*$ , we now have that

$$r_R^* = (1 - \gamma)(1/2) + \gamma \frac{\lambda}{1 + \lambda} r_R^*. \quad (15)$$

Equation (15) is a linear equation in  $r_R^*$  with a unique solution given by

$$r_R^* = \frac{(1 - \gamma) + \lambda(1 - \gamma)}{2 + 2\lambda(1 - \gamma)}. \quad (16)$$

Thus there can be at most one steady state. We now show that the unique solution does, indeed, correspond to a steady state. First, examination of equation (16) shows that  $r_R^* \in (0, 1)$ : since  $(1 - \gamma) < 2$ , it is clear that the numerator is smaller than the denominator. Next, by definition of  $M^*$ , accepting an offer of  $a^* = M^*$  is weakly optimal for the responder. And as we have already established, offering  $a^* = M^*$  is also optimal for the proposer.

*Step 2:* We now show that for each  $\epsilon > 0$ , there exists a  $t \geq 1$  such that  $r_R^t + r_P^t \leq 1 + \epsilon$ . To see this, notice that  $\mu_R^t + \mu_P^t \leq 1$  for  $t \geq 1$ , regardless of the outcome in period  $t$ . Thus

$$\begin{aligned} r_R^t + r_P^t &= (1 - \gamma) + \gamma \left( \frac{\sum_{\tau=-T}^{t-1} w_{t-1-\tau} \mu_R^\tau + w_{t-1-\tau} \mu_P^\tau}{\sum_{\tau=-T}^{t-1} w_{t-1-\tau}} \right) \\ &\leq (1 - \gamma) + \gamma \left( \frac{\sum_{\tau=-T}^0 w_{t-1-\tau} \mu_R^\tau + w_{t-1-\tau} \mu_P^\tau}{\sum_{\tau=-T}^{t-1} w_{t-1-\tau}} + \frac{\sum_{\tau=1}^{t-1} w_{t-1-\tau}}{\sum_{\tau=-T}^{t-1} w_{t-1-\tau}} \right) \\ &= 1 + \gamma \left( \frac{\sum_{\tau=-T}^0 w_{t-1-\tau} \mu_R^\tau + w_{t-1-\tau} \mu_P^\tau}{\sum_{\tau=-T}^{t-1} w_{t-1-\tau}} - \frac{\sum_{\tau=-T}^0 w_{t-1-\tau}}{\sum_{\tau=-T}^{t-1} w_{t-1-\tau}} \right) \end{aligned}$$

But

$$\frac{\sum_{\tau=-T}^0 w_{t-1-\tau} \mu_R^\tau + w_{t-1-\tau} \mu_P^\tau}{\sum_{\tau=-T}^{t-1} w_{t-1-\tau}} \leq \frac{\sum_{\tau=-T}^0 2w_{t-1-\tau}}{\sum_{\tau=-T}^{t-1} w_{t-1-\tau}}$$

and

$$\frac{\sum_{\tau=-T}^0 w_{t-1-\tau}}{\sum_{\tau=-T}^{t-1} w_{t-1-\tau}} \rightarrow 0$$

as  $t \rightarrow \infty$ . Thus for each  $\epsilon > 0$ , there exists a  $t \geq 1$  such that  $r_R^t + r_P^t \leq 1 + \epsilon$ .

*Step 3:* We now show that there is some  $t^\dagger \geq 1$  such that  $a^t = M^t$  for all  $t \geq t^\dagger$ ; that is, for all  $t \geq t^\dagger$ , the proposer derives positive utility from offering  $M^t$  and having that offer accepted.

Set  $r_P^t = 1 - r_R^t + \epsilon^t$ . As in the proof of Proposition 7, we have that  $r_R^t [k(Y - M^t) + M^t] > M^t$ . Thus

$$\begin{aligned} r_P^t [k(Y - M^t) + M^t] &= (1 - r_R^t + \epsilon^t) [k(Y - M^t) + M^t] \\ &< [k(Y - M^t) + M^t] - M^t + \epsilon^t [k(Y - M^t) + M^t] \\ &= k(Y - M^t) + \epsilon^t [k(Y - M^t) + M^t]. \end{aligned}$$

This means that the proposer's utility from offering  $M^t$  is such that

$$u_P^t \geq k(Y - M^t) - \lambda \max(\epsilon^t, 0).$$

Moreover, because  $r_R^t \leq (1 - \gamma)/2 + \gamma = (1 + \gamma)/2$ , it easily follows that

$$M^t = \frac{k\lambda r_R^t Y}{1 + \lambda(1 - r_R^t) + k\lambda r_R^t}$$

is bounded away from  $Y$  (for all possible  $\lambda$ ) as long as  $\gamma < 1$ . Thus we have that for all  $t$ , there is some  $c > 0$  such that  $k(Y - M^t) \geq c$ . By step 2, there is a  $t^\dagger$  such that  $\lambda\epsilon^t < c$  for all  $t \geq t^\dagger$ . Thus there is a  $t^\dagger$  such that  $k(Y - M^t) - \lambda \max(\epsilon^t, 0) > 0$  for all  $t \geq t^\dagger$ .

*Step 4:* We now strengthen step 2 to show that  $|r_P^t + r_R^t - 1| \rightarrow 0$ . By step 3, we now have that  $\mu_R^t + \mu_P^t = 1$  for all  $t \geq t^\dagger$ . Thus for  $t > t^\dagger$ ,

$$\begin{aligned} r_R^t + r_P^t &= (1 - \gamma) + \gamma \left( \frac{\sum_{\tau=-T}^{t-1} w_{t-1-\tau} \mu_R^\tau + w_{t-1-\tau} \mu_P^\tau}{\sum_{\tau=-T}^{t-1} w_{t-1-\tau}} \right) \\ &= (1 - \gamma) + \gamma \left( \frac{\sum_{\tau=-T}^{t^\dagger-1} w_{t-1-\tau} \mu_R^\tau + w_{t-1-\tau} \mu_P^\tau}{\sum_{\tau=-T}^{t-1} w_{t-1-\tau}} + \frac{\sum_{\tau=t^\dagger}^{t-1} w_{t-1-\tau}}{\sum_{\tau=-T}^{t-1} w_{t-1-\tau}} \right) \\ &= 1 + \gamma \left( \frac{\sum_{\tau=-T}^{t^\dagger-1} w_{t-1-\tau} \mu_R^\tau + w_{t-1-\tau} \mu_P^\tau}{\sum_{\tau=-T}^{t-1} w_{t-1-\tau}} - \frac{\sum_{\tau=-T}^{t^\dagger-1} w_{t-1-\tau}}{\sum_{\tau=-T}^{t-1} w_{t-1-\tau}} \right) \end{aligned}$$

But since

$$\frac{\sum_{\tau=-T}^{t^\dagger-1} w_{t-1-\tau} \mu_R^\tau + w_{t-1-\tau} \mu_P^\tau}{\sum_{\tau=-T}^{t-1} w_{t-1-\tau}} \rightarrow 0$$

and

$$\frac{\sum_{\tau=-T}^{t^\dagger-1} w_{t-1-\tau}}{\sum_{\tau=-T}^{t-1} w_{t-1-\tau}} \rightarrow 0$$

as  $t \rightarrow \infty$ , it follows that  $r_R^t + r_P^t \rightarrow 1$  as  $t \rightarrow \infty$ .

*Step 5:* We now finish off the proof of the proposition by proving that the steady state identified in Step 1 is globally stable.

Define  $\nu_R^t = \frac{\sum_{\tau=-T}^{t-1} w_{t-1-\tau} \mu_i^\tau}{\sum_{\tau=-T}^{t-1} w_{t-1-\tau}}$ . Define the map  $\xi : \mathbb{R} \rightarrow \mathbb{R}$  as follows:

$$\xi(\nu) = (1 - \gamma)/2 + \gamma\nu.$$

Define the map  $\psi : \mathbb{R} \rightarrow \mathbb{R}$  as follows:

$$\psi(\nu) = \frac{\lambda\xi(\nu)}{1 + \lambda}.$$

Notice that  $\psi$  is linear in  $\nu$  and has slope  $\gamma\lambda/(1 + \lambda) < 1$ ; thus  $\psi$  is a contraction and has a

unique fixed point. In a steady state,  $r_R^* = \xi(\nu_R^*)$ , and thus equation (14) implies that

$$\frac{M^*}{k(Y - M^*) + M^*} = \psi(\nu_R^*). \quad (17)$$

But since  $\nu_R^* = \frac{M^*}{k(Y - M^*) + M^*}$  by definition, it follows that the unique fixed point of  $\psi$  corresponds to the unique steady state.

Now for  $t^\dagger$  defined as in step 3,  $r^t = \xi(\nu^t)$  and  $\frac{M^t}{k(Y - M^t) + M^t} = \psi(\nu_R^t)$  for all  $t \geq t^\dagger$ . Because  $\xi$  is strictly increasing, each value of  $\nu_R^t$  corresponds to a unique value of  $M^t$ . Because  $\psi$  is strictly increasing and because  $\frac{M^t}{k(Y - M^t) + M^t}$  is strictly increasing in  $r_R^t$ , each value of  $\nu_R^t$  also corresponds to a unique value of  $M^t$ . Because  $\xi$  and  $\psi$  are both continuous functions of  $\nu$ , showing that  $\nu_R^t \rightarrow \nu_R^*$  will thus imply that  $M^t \rightarrow M^*$  and  $r_R^t \rightarrow r_R^*$ . Moreover, since  $|r_R^t + r_P^t - 1| \rightarrow 0$  by Step 4, convergence of  $r_R^t$  will also imply convergence of  $r_P^t$ . And finally, since Step 3 shows that  $a^t = M^t$  for all  $t \geq t^\dagger$ ,  $\nu_R^t \rightarrow \nu_R^*$  will thus also imply that  $a^t \rightarrow a^*$ .

Because  $\psi$  is an increasing and linear function of  $\nu^t$  that crosses the 45-degree line exactly once, it thus follows that  $\psi(\nu) \in (\nu^*, \nu)$  for  $\nu > \nu^*$  and  $\psi(\nu) \in (\nu, \nu^*)$  for  $\nu < \nu^*$ . By definition,

$$\nu_R^{t+1} = \frac{w_0}{\sum_{\tau=-T}^t w_{t-\tau}} \mu_R^t + \left(1 - \frac{w_0}{\sum_{\tau=-T}^t w_{t-\tau}}\right) \nu_R^t \quad (18)$$

is a convex combination of  $\nu_R^t$  and  $\psi(\nu_R^t) = \frac{M^t}{k(Y - M^t) + M^t} = \mu_R^t$ , which implies that  $\nu_R^{t+1} \in (\nu_R^*, \nu_R^t)$  if  $\nu_R^t > \nu_R^*$ . Similarly, it follows that  $\nu_R^{t+1} \in (\nu_R^t, \nu_R^*)$  if  $\nu_R^t < \nu_R^*$ .

For  $t^\dagger$  defined as in step 3, a simple induction thus implies that if  $\nu_R^{t^\dagger} < \nu_R^*$ , then  $\nu_R^t$  will be strictly increasing for  $t \geq t^\dagger$  and bounded from above by  $\nu^*$ . Similarly, if  $\nu_R^{t^\dagger} > \nu^*$ , then  $\nu_R^t$  will be strictly decreasing for  $t \geq t^\dagger$  and bounded from below by  $\nu_R^*$ . Because any monotonic and bounded sequence converges,  $\nu_R^t$  must converge to some  $\nu^{**} \in [0, 1]$ . Because each value of  $\nu_R^t$  corresponds to a unique value of  $M^t$ , and because  $\psi$  is continuous in  $\nu$ , there must, therefore, exist some  $M^{**}$  such that  $M^t \rightarrow M^{**}$ . Thus

$$\lim_{t \rightarrow \infty} \mu_R^t = \lim_{t \rightarrow \infty} \frac{M^t}{k(Y - M^t) + M^t} = \frac{M^{**}}{k(Y - M^{**}) + M^{**}}.$$

It is then easy to show that

$$\nu^t = \frac{\sum_{\tau=-T}^{t-1} w_{t-1-\tau} \mu_i^\tau}{\sum_{\tau=-T}^{t-1} w_{t-1-\tau}} \rightarrow \frac{M^{**}}{k(Y - M^{**}) + M^{**}}.$$

On the other hand,

$$\psi(\nu_R^t) = \frac{M^t}{k(Y - M^t) + M^t} \rightarrow \frac{M^{**}}{k(Y - M^{**}) + M^{**}}.$$

But since  $\psi$  is continuous, we therefore have that  $\psi(\nu^{**}) = \nu^{**}$ . And because  $\psi$  has a unique fixed point, it must be that  $\nu^{**} = \nu_R^*$ , thus completing the proof.  $\square$

*Proof of Proposition 6.* Since  $r_P^t + r_R^t \leq 1$  for all  $t \geq 1$ , the reasoning of Step 3 in the proof of Proposition 5 implies that the proposer will offer  $a^t = M^t$  in all periods  $t \geq 1$ . Thus for  $t \geq 1$ ,  $r^t = \xi(\nu_R^t)$  and  $\frac{M^t}{k(Y - M^t) + M^t} = \psi(\nu_R^t)$ .

As in the proof of Proposition 5, a simple induction thus implies that if  $\nu_R^1 < \nu_R^*$ , then  $\nu_R^t$  will be strictly increasing for  $t \geq 1$  and bounded from above by  $\nu^*$ . Similarly, if  $\nu^1 > \nu_R^*$ , then  $\nu_R^t$  will be strictly decreasing for  $t \geq 1$  and bounded from below by  $\nu_R^*$ . But since  $M^t$  is a monotonic function  $\zeta(\cdot)$  of  $\nu_R^t$  such that  $M^* = \zeta(\nu_R^*)$ , the result follows.  $\square$