

Reddy, Karthik; Schularick, Moritz; Skreta, Vasiliki

Working Paper
Immunity

CESifo Working Paper, No. 4445

Provided in Cooperation with:

Ifo Institute – Leibniz Institute for Economic Research at the University of Munich

Suggested Citation: Reddy, Karthik; Schularick, Moritz; Skreta, Vasiliki (2013) : Immunity, CESifo Working Paper, No. 4445, Center for Economic Studies and ifo Institute (CESifo), Munich

This Version is available at:

<https://hdl.handle.net/10419/89758>

Standard-Nutzungsbedingungen:

Die Dokumente auf EconStor dürfen zu eigenen wissenschaftlichen Zwecken und zum Privatgebrauch gespeichert und kopiert werden.

Sie dürfen die Dokumente nicht für öffentliche oder kommerzielle Zwecke vervielfältigen, öffentlich ausstellen, öffentlich zugänglich machen, vertreiben oder anderweitig nutzen.

Sofern die Verfasser die Dokumente unter Open-Content-Lizenzen (insbesondere CC-Lizenzen) zur Verfügung gestellt haben sollten, gelten abweichend von diesen Nutzungsbedingungen die in der dort genannten Lizenz gewährten Nutzungsrechte.

Terms of use:

Documents in EconStor may be saved and copied for your personal and scholarly purposes.

You are not to copy documents for public or commercial purposes, to exhibit the documents publicly, to make them publicly available on the internet, or to distribute or otherwise use the documents in public.

If the documents have been made available under an Open Content Licence (especially Creative Commons Licences), you may exercise further usage rights as specified in the indicated licence.



Working Papers

www.cesifo.org/wp

Immunity

Karthik Reddy
Moritz Schularick
Vasiliki Skreta

CESIFO WORKING PAPER NO. 4445
CATEGORY 2: PUBLIC CHOICE
OCTOBER 2013

An electronic version of the paper may be downloaded

- *from the SSRN website:* www.SSRN.com
- *from the RePEc website:* www.RePEc.org
- *from the CESifo website:* www.CESifo-group.org/wp

Immunity

Abstract

Legal provisions that protect politicians from arrest and prosecution exist throughout much of the modern democratic world. Why, and with what effects, do societies choose to place their politicians above the law? We examine the institution of immunity both theoretically and empirically. Our theoretical model demonstrates that immunity is a double-edged sword; while statutory immunity provisions protect honest politicians from politically-motivated charges, they may also incentivize corrupt behavior. Which effect dominates depends on the quality of the judicial system. In order to empirically analyze the effects of immunity provisions, we quantify the strength of immunity protection enjoyed by heads of government, ministers, and legislators in 73 democracies. We find empirical evidence that though stronger immunity protection is associated with greater corruption where the judicial system is independent, this relationship has more ambiguous effects where the legal system is weak and susceptible to politicization. These effects remain after controlling for standard determinants of corruption.

JEL-Code: K400, N400, D720, D780.

Keywords: accountability, corruption, immunity, interest groups.

Karthik Reddy
Harvard Law School
Cambridge / Massachusetts / USA
kreddy@jd15.law.harvard.edu

Moritz Schularick
University of Bonn
Bonn / Germany
moritz.schularick@uni-bonn.de

Vasiliki Skreta
UCL, Department of Economics
London / United Kingdom
vskreta@gmail.com

October 1, 2013

We are grateful to Stephanie Feser, Ilari Paasivirta, Mandy Skierlo and Jerome Williams for excellent research assistance. We benefited from inspiring conversations with Alberto Bisin, Ignacio Esponda, Amanda Friedenber, Matthias Goldmann, Alessandro Lizzeri, Shanker Satyanath, Richard Sylla and Christoph Trebesch. Part of this research was undertaken while Schularick was a visiting scholar at the NYU Stern Department of Economics.

1 Introduction

In this paper we study the institution of immunity both theoretically and empirically. Legal provisions that protect elected officials from prosecution and arrest have been common throughout history. They remain in force in most contemporary democracies. Despite their longevity, immunity provisions have been at the center of the debate about corruption in many countries, such as contemporary Italy and Greece. The main goal of this study is to explore why societies choose to place their politicians above the law and the implications that this choice may have for governance outcomes.¹

The history of immunity is long and colorful. In ancient Rome, the *tribuni plebis* were considered inviolable so that they could exercise their duties without interference from the nobility. In early modern Europe, protection from arrest for legislative speech was among the first important privileges granted to parliamentarians, codified in the English Privilege of Parliament Act of 1603. During the French Revolution, immunity provisions shielded the democratic representatives of the National Assembly from politically motivated charges initiated by a partisan legal and police system that remained under the control of the *Ancien Régime* (Manow, 2010). Honoré de Mirabeau famously encouraged the National Assembly to defend against *la puissance des baionettes* by declaring the deputies inviolable (Maingot, 2012).

Such immunity provisions have survived the transition to modern democracy. In the modern era, more than 70 percent of democratic countries have some statutory provision that protects elected politicians—to varying degrees—from apprehension, prosecution, or indictment. Despite their historical importance and modern persistence, immunity provisions have not been comprehensively examined. This paper aims to close this gap.

The potential dangers of provisions that obstruct the prosecution of politicians are manifest. In the second book of *Politeia*, Plato relates the myth of Gyges, an ordinary shepherd who found a ring that made him invisible. Gyges used the ring to gain power and influence. Socrates' interlocutor, Glaucon, asks in analogy, what would happen if we gave such a ring to a just man. Would the impunity to commit crimes while invisible corrupt his character and behavior?² Plato feared the possible temptation:

No man can be imagined to be of such an iron nature that he would stand fast in justice. No man would keep his hands off what was not his own when he could safely take what he liked out of the market. Plato, Politeia II, 359-360

Some existing research supports Plato's longstanding suspicion that human behavior changes when the threat of legal consequences is remote or nonexistent. For instance, Fisman and Miguel (2007) examine the

¹The term 'immunity' may refer to those provisions that either protect politicians' freedom of speech or protect politicians from criminal arrest and prosecution. The legal literature terms the former "non-accountability" protection and the latter "inviolability" protection. We limit our study to inviolability protection and use the term 'immunity' to refer exclusively to laws that provide inviolability protection.

²In the field of political theory, Wigley (2003) first pointed to the parallels between Plato's treatment and immunity protection for politicians.

effect of diplomatic immunity on parking violations in New York City and reveal a sharp decrease in such violations shortly after New York City police began punishing violators by removing their license plates. In Plato's native Greece, immunity protections have recently been blamed for the mismanagement of public funds in a number of cases.³ Former Italian Prime Minister Silvio Berlusconi skillfully navigated his country's immunity laws to avoid criminal prosecution for nearly a decade.⁴

To study the effects of immunity protection, we devise a model inspired by the work of Dal Bó et al. (2006). In our model, a politician can leverage his or her immunity to receive bribes and engage in other corrupt behavior without the risk of legal consequences. Simultaneously, immunity may protect honest politicians from false charges or politically motivated campaigns arising from their refusal to cater to interest groups. We show that immunity is a double-edged sword; the model predicts that stronger immunity engenders corruption and poor governance more generally in countries with strong, independent legal systems, whereas in countries with weaker legal systems, immunity may ameliorate poor governance or have no effect in the aggregate. As in Dal Bó et al. (2006), immunity has differential effects that depend on the quality of the legal system.

Whether immunity is a vice or a virtue depends on whether stronger immunity is relatively more valuable to corrupt politicians or to honest ones. This comparison depends, in turn, on the efficacy of crime detection and the quality of the judicial system. Where detection and justice are effective, corrupt politicians benefit relatively more from stronger immunity than do honest politicians; in such systems, immunity is not particularly useful for honest politicians, as false accusations and smear campaigns are ordinarily uncovered. Immunity in such a context is, however, useful to corrupt politicians, who are more likely to be discovered, prosecuted, and convicted in its absence.

In order to study immunity empirically, we systematically code immunity protection in 73 democratic countries by consulting written constitutions, founding documents, statutes, legislative rules of procedure, and case law from each country. Immunity provisions may apply to three different groups of politicians: legislators, ministers, and heads of government. We find that the primary differences between various immunity regimes fall into three categories: (1) the procedure required to lift immunity, which can be more or less burdensome; (2) the duration of immunity protection, which can coincide with the term in office or extend beyond it; and (3) the scope of purported criminal activities covered and the prosecutorial action prohibited by immunity. We develop an immunity score that aggregates eighteen variables that represent

³The most conspicuous instance of the alleged malfeasance involved €100 million in pay-for-play bribery payments to fifteen Greek ministers. See Donadio and Kitsantonis (2012), among others.

⁴Our mention of malfeasance charges in Greece and Italy is by no means exhaustive. For example, Mexican legislator-elect Julio César Godoy Toscano, who disappeared in 2009 after being charged with money laundering and having ties to one of Mexico's most powerful drug cartels, hatched an even more overt plan to exploit immunity. After 15 months spent hiding from police, Godoy Toscano managed to slip through police checkpoints and steal into the Mexican Chamber of Deputies, where he took his oath of office and, protected by immunity, revealed himself to the public. See D.R. (2010). In a similarly conspicuous case, Salvadoran prosecutors could do nothing when Congressman Jose Francisco Merino shot and wounded a police officer during a drunken rampage in San Salvador. Darling (2000) provides further details.

the strength of a given country’s immunity regime. To our knowledge, our effort represents the first detailed and systematic quantification of the strength of immunity protection, which is an important prerequisite for further research about the effects of this institution.⁵

The results of our empirical analysis support the predictions of our model. Controlling for standard determinants of corruption, such as income, electoral rules, and trade openness, we find evidence that stronger immunity protection is associated with greater corruption and weaker governance. However, this relationship is considerably more pronounced in countries with *strong* legal systems (systems with *high* levels of judicial independence). In countries with *weak* legal systems, the effects of immunity protection are ambiguous. We establish these effects using both perception-based and incidence-based measures of corruption as the dependent variable, which takes into consideration the concerns over the efficacy of corruption measurement voiced by Treisman (2007). The results remain equally strong when we allow for non-linear effects of the covariates in matching regressions.

Reverse causality is, doubtless, a potential concern that must be addressed; corrupt politicians may choose to design stronger immunity protections in order to protect themselves from prosecution. The evidence, however, contradicts this proposition. By coding the strength of immunity protections at the time of the first democratic constitution in each country in our sample, we observe that immunity provisions are highly persistent over time and are a function of the original constitutional choices made at independence. For instance, Argentina affords its politicians strong immunity protection and suffers from high levels of corruption, but its rules have remained essentially constant since their inception 160 years ago. Historical contingency, not politicians’ machinations, account for the majority of the observed variation in immunity rules around the world.

We are not the first to study the economic effects of political institutions. The seminal book by North (1990) highlights the link between institutions and transaction costs. Persson and Tabellini (2003) examine the economic effects of constitutions and focus on electoral rules⁶ and form of government.⁷ Besley and Persson (2011) examine the causes of the clustering of state institutions, violence and income. A recent

⁵The Comparative Constitutions Project, Elkins et al. (2007), asks and documents in a yes-or-no question immunity of heads of state, heads of government, and legislators in contemporary and historical constitutions. Hoppe (2011), Maingot (2012), McGee (2001), Van der Hulst (2000), Myttenaere (1998), and Geesteranus (1996) do collect information on immunity provisions in a number of jurisdictions, but focus primarily on immunity protections afforded to parliamentarians. Maingot (2012) and Van der Hulst (2000) undertake a partial attempt to document immunity regimes outside of Europe.

⁶Electoral rules determine how votes in a given district or constituency translate into seats in the legislature. There is a large body of literature examining the effects that different electoral rules have on economic policy. Lizzeri and Persico (2001) argue that in majoritarian systems, where the candidate with the highest vote share wins the only seat, there is greater incentive to target spending on a small and concentrated groups of voters. There is also substantial literature on the effects of electoral rules on corruption, or “rent extraction,” by elected officials. For instance, Myerson (1993) argues that the greater competition induced by proportional systems and larger electoral districts reduces the incentive for rent extraction.

⁷“Form of government” is generally characterized as either “presidential” or “parliamentary.” In a parliamentary system, the executive must hold the confidence of a majority of the legislature at all times. In effect, any member of a parliamentary coalition can veto any policy proposal (see Huber, 1996; Diermeier and Feddersen, 1998). Persson et al. (2000) argue that the ability to construct ad hoc coalitions leads to more-targeted spending in a presidential system than in a parliamentary system, at the expense of broad spending programs. They also claim that the lack of a residual claimant in a presidential system results in a lower overall level of government spending and taxation. Persson and Tabellini (2004) investigate these claims empirically and find robust evidence that presidential systems result in smaller government.

influential book by Acemoglu and Robinson (2012) investigates the impact of formal and informal institutions on power relations and prosperity. Our approach corresponds closely to these important studies.

Our theoretical analysis comports with the broader literature that examines the accountability of politicians. An extensive body of political economy literature, beginning with Barro (1973) and further developed by Ferejohn (1986), analyzes how re-election influences the behavior of politicians. Maskin and Tirole (2004) show that accountable policymakers are more likely to pander to the electorate and overlook minority interests.⁸ Another branch of the literature investigates configurations where branches of government are accountable to one another—e.g., regulators or judges that are accountable to a directly elected legislature.⁹ Acemoglu et al. (2012) consider the effect of checks and balances in a weakly institutionalized regime where bribery of politicians is a serious concern.

We proceed by briefly describing the history of immunity provisions in Section 2. In Section 3, we propose a theoretical model that shows how immunity affects corruption and governance. Section 4 outlines the key dimensions of politicians’ immunity provisions. Section 4.2 describes our method of coding the current and historical differences in immunity protection across countries, presents a number of key stylized facts, and documents the historical persistence of immunity. In Section 5, we study the relationship between immunity and corruption empirically. Section 6 concludes.

2 History of Immunity Provisions

The first modern protections for parliamentarians originated in England. The idea that legislators’ speech in Parliament should be legally protected evolved from struggles between the English Parliament and the King. In 1397, in Parliament, Sir Thomas Haxey rebuked King Richard II’s prodigal habits. When the incensed monarch discovered Haxey’s name, he orchestrated the parliamentarian’s treason conviction and subsequent death sentence. While the intercession of the Archbishop of Canterbury saved Haxey’s life, Parliament was, nevertheless, concerned with the case’s implication for legislative independence in England; following Richard II’s overthrow in 1399, Parliament forced his successor to annul the judgment against Haxey and restore his estate (Chafetz, 2007, p. 69). Haxey’s Case (1397) was the first in a number of assertions of legislators’ right to freedom from liability for speech uttered in Parliament (Chafetz, 2007, p. 69).¹⁰

⁸Smart and Sturm (2006) and Alt et al. (2011) examine the relationship between term length and politicians’ behavior.

⁹Hanssen (2004) considers the degree of accountability of judges who are appointed by elected politicians. Stephenson and Nzelibe (2010) argue that electoral accountability and institutions that provide checks and balances cannot be considered in isolation because the checks-and-balances regime will have an effect on voter behavior.

¹⁰Parliamentarians ultimately codified freedom-of-speech protection into the English Bill of Rights three centuries later: “The freedom of speech and debates and proceedings in Parliament ought not to be impeached or questioned in any court or place out of Parliament.” The English Parliament’s assertion was subsequently adopted in a number of democratizing jurisdictions and was spread throughout the world through English colonial rule. The principle was later expanded to protect other public officials from recrimination for words spoken or votes taken in their official capacity. This protection—which the literature refers to as non-liability protection—is now “not only relatively homogenous but also a highly stable principle throughout the world,” (Van der Hulst, 2000, p. 66). Generally, non-liability protection may not be waived, and in some jurisdictions the protection

Statutory limits on the criminal liability of legislators date to the struggles between revolutionaries and the Ancien Régime during the French Revolution, when the first comprehensive immunity provisions offering limitations on criminal prosecution unrelated to speech were introduced. The struggle between democratizing forces and the Ancien Régime waged for more than two decades after the Revolution of 1789. Despite the successes of the revolutionary armies, the nobility retained considerable influence over the police corps, the judiciary and the clergy.

Under these circumstances, immunity served the important function of protecting nascent democratic institutions against infringements by a still-powerful monarch. The French judiciary remained in the hands of the Ancien Régime in the early years of the Revolution, and proponents of democracy feared the infamous *lettres de cachet* as a pretext for arrest. In this context of considerable insecurity, Honoré de Mirabeau proclaimed the inviolability of members of the self-constituted National Assembly on June 23, 1789. The provisions in Articles 7 and 8 of the Constitution of 1791 consequently exceeded English freedom-of-speech protections and restricted the liability of members of the legislature for criminal activities perpetrated in a personal capacity.

The process of impeaching and removing executive branch members as a prerequisite to prosecution in presidential systems developed independently during the drafting of the United States Constitution. The framers of the document made a conscious decision to place the authority to remove the president and authorize his legal prosecution in the hands of the legislature. Similar to their concerned French contemporaries, the American framers feared that placing the president under the direct jurisdiction of the judiciary without legislative consent would allow politically motivated charges to interfere with the functioning of the executive branch of government.¹¹ In contrast to the approaches to politicians' criminal responsibility in France and the United States, England did not incorporate such protections for elected officials and relied, instead, on the conventional judicial process to discipline these actors in criminal cases.

Following the French and American Revolutions, variations on these approaches to immunity emerged and spread throughout the world. The result is a patchwork of diverse immunity regimes throughout the modern world that we document in Section 4 and in Section 4.2.

3 The Two Faces of Immunity

In this section, we introduce a model that seeks to shed light on the interaction of immunity and governance. While simple, the model explains immunity's prevalence in early constitutions and suggests that its role has fundamentally changed as democratic institutions have become more firmly established.¹²

extends beyond speech uttered in Parliament to include written work, debates, or other forms of expression that may or may not be disseminated beyond the confines of the legislature.

¹¹See Alexander Hamilton, *The Federalist*, Number 65 (1788).

¹²In an online appendix we analyze the interaction of immunity and the quality of the judicial system in a dynamic model of electoral competition based on the model of Maskin and Tirole (2004). Since we can deliver the same insight with a much

We begin by assuming that the utility of an elected official depends on the policies he chooses and on whether or not he is involved in illegal activities $c \in \{0, 1\}$. Illegal activities may serve old elites or interest groups at the expense of the electorate. The relative costs and benefits of these activities depend on the degree to which politicians are likely to be held legally responsible for their illegal actions, which in turn is determined by the strength of the immunity protection that politicians enjoy q , and the degree to which the judiciary is institutionally independent β , as follows:

$$U(c = 0) \equiv U_0 = a_0 - \gamma_0(1 - q)(1 - \beta)$$

$$U(c = 1) \equiv U_1 = a_1 - \gamma_1(1 - q)\beta,$$

where a_0, a_1 and $\gamma_0, \gamma_1 > 0$ are positive constants.¹³ Term $\gamma_0(1 - q)(1 - \beta)$ captures the payoff costs of smear campaigns targeted at honest politicians. These costs are low when the rule of law β is high and fake charges are ineffective, or when immunity q is high. Term $(1 - q)\beta$ captures the cost of expected punishment due to corrupt behavior. This cost is low when the rule of law β is low and immunity q is high.

The interaction of the level of immunity with the quality of the judicial system determines the relative costs and benefits of engaging in illegal activities that cater to elites at the expense of the electorate. Formally, note that

$$U_1 - U_0 = a_1 - a_0 - \gamma_1(1 - q)\beta + \gamma_0(1 - q)(1 - \beta). \quad (3.1)$$

The derivative of this difference with respect to q is $\gamma_1\beta - \gamma_0(1 - \beta)$, which is negative when $\beta = 0$ and positive when $\beta = 1$. This implies that for β above a threshold, the difference is positive, and high immunity protection q encourages the politician to engage in corrupt behavior since the optimal choice is $c = 1$. However, when β is below the threshold, the difference is negative and high immunity protection q discourages corruption since the optimal choice for the politician is $c = 0$.

We now illustrate how the optimal level of immunity depends of the independence of the judiciary β . Consider two different points in time: The first point occurs at a society's transition to democracy, around which time the first democratic constitution is written. The second point occurs later, when the society's democratic institutions have matured and are stable.

Date 1: When democracy is still in its infancy, immunity safeguards democratic institutions. At the historical point when a society is transitioning to democracy, it is likely that β is low because the judiciary might still be controlled by the old elite and not by democratizing forces: The old elites may try to influence democratically elected officials by prosecuting them and by running smear campaigns against them if they do not cater to the elites' wishes. When β and q are low, $U_1 > U_0$. If, however, q is above a threshold,

simpler model we opted to do so.

¹³Since the costs and benefits of different policy choices do not depend on the level of immunity protection that an official enjoys we do not include them in the payoff functions.

$U_1 < U_0$. It follows that when β is low, framers designing a constitution that seeks to incentivize elected officials to be honest and serve the majority optimally choose a high level of immunity protection q .

Date 2: When democracy is mature, immunity encourages corruption. How does immunity affect the behavior of an elected official when democratic institutions are mature and the judiciary is independent and free of the control of old elites, i.e., when β is high? If β is high and q low, $U_1 < U_0$, whereas if q is above a threshold, $U_1 > U_0$, and, therefore, high immunity encourages corruption. In words, in a country where the judicial and police systems are independent and effective, if immunity protection is weak, smear campaigns are ineffective and corruption is punished. In such a country, politicians avoid malfeasant behavior. If however, immunity protection is strong, corruption is costless. It follows that in countries with well-established and independent judicial and law enforcement systems—where β is high—constitutional designers representing the electorate would rationally choose a low degree of immunity q .

To summarize, in a world where β was initially low, constitutional drafters optimally chose high immunity protection q . However, this choice may backfire as democracy matures and the judiciary becomes independent, such that β becomes high; when the judiciary is independent, q facilitates corrupt behavior and induces bad governance as well as policy choices that serve interest groups rather than the majority of voters.

4 Immunity Provisions in Contemporary Democracies

This section describes how immunity provisions differ across jurisdictions. There is substantial variation in the strength and structure of immunity regimes in democratic countries. At one end of the spectrum lie countries with no immunity protection, such as the United Kingdom; while members of the British Parliament and British ministers may speak or vote without the threat of legal retaliation, no procedural obstacles impede or limit the criminal prosecution of these politicians. At the other end lie countries with strong immunity regimes, such as Paraguay. The Constitution of Paraguay stipulates that any arrest or prosecution of a member of the legislature must be authorized by a two-thirds majority vote in the relevant legislative chamber. Should prosecutors wish to take action against a minister or the president, the lower house of the legislature must first impeach the politician by a vote of two-thirds, followed by a two-thirds majority vote for removal in the Paraguayan Senate. It is within the Senate's sole purview to determine whether the removed politician should be referred to a competent court, which only then may proceed with criminal prosecution. Additionally, Paraguayan law grants former presidents life-long procedural protections from prosecution.

Most contemporary democracies employ immunity regimes that lie somewhere between the two extremes of the United Kingdom and Paraguay. France approximates a mid-point between the two. French legislators enjoy immunity from criminal prosecution for the duration of their mandate, but this immunity may be

waived with the consent of a legislative committee. While French ministers do not enjoy immunity from criminal prosecution, the President of France must be removed from office before being prosecuted, a process that requires the consent of supermajorities in both houses of the legislature.

The differences among the approaches to immunity in the United Kingdom, Paraguay, and France evince significant cross-jurisdictional variation in the strength and nature of immunity regimes throughout the modern democratic world. Our measure of immunity is designed to capture these differences in a comprehensive manner.

4.1 Dimensions of Immunity

We study the immunity protections afforded to legislators, ministers, and chief executives and derive an aggregate measure of immunity protection that incorporates the strength of immunity protections that each group of politicians enjoys. A broad measure that incorporates the immunity protections of all three groups has two distinct advantages. First, wider coverage better captures the interplay among different political actors. It is not always possible to identify the extent to which immunity provisions for one set of political actors may influence the effective immunity enjoyed by another, distinct set of political actors. For example, since executive branch members in some countries often enter the legislature after leaving office, the likelihood of malfeasant behavior among members of the executive branch may depend somewhat on the strength of the country's legislative immunity regime. Second, governance indices do not measure the performance of each individual branch of government, but, rather, assess the broader public sector. A comprehensive coding of immunity protections that includes legislators, ministers, and chief executives most adequately measures the degree to which a society has chosen to place its politicians above the law, and, therefore best corresponds to aggregative measures of governance.

In addition to the coverage of different kinds of politicians, the key differences between different countries' immunity regimes present themselves along the following lines: (1) the procedure required to lift immunity, which can be more or less burdensome; (2) the duration of immunity protection, which can coincide with the political office or extend beyond it; and (3) the scope of activities covered and the legal actions prohibited by immunity.

Procedure: Protection from criminal prosecution, where it exists, may generally be waived if some procedural requirement is fulfilled. Jurisdictions with strong immunity protection employ a number of burdensome procedural obstacles that must be overcome before a politician can be prosecuted. These obstacles are few and undemanding in jurisdictions with weak immunity protections. In the overwhelming majority of jurisdictions that offer their legislators immunity, this protection may be waived if either a supermajority or a simple majority of legislators in the relevant legislative house votes to remove the legislator's immunity. In jurisdictions where immunity protection is not as robust, the procedure for waiving immunity requires

the consent of only a legislative committee, the cabinet, the chief executive, or an appellate court judge. The immunity of ministers and chief executives is lifted in the same way as that of legislators, though the assent of majorities in two legislative houses is occasionally required to authorize prosecution in countries with bicameral legislatures.

Duration: Immunity provisions may also differ from one another with respect to the time during which they apply. Immunity in most jurisdictions expires at the end of a politician’s term of office. Other jurisdictions, however, continue to protect politicians from prosecution after their term of office has expired. Such is the case with former presidents of Paraguay, who enjoy the same immunity as legislators for the remainders of their lifetime.

Scope: Immunity provisions in different jurisdictions provide politicians with varying degrees of coverage, which may affect immunity in two ways. First, immunity provisions may limit the application of immunity to certain crimes, such as those with some relation to a politician’s official duties. The Greek ministerial immunity provision is an example of such laws:

No prosecution against, no questioning or preliminary questioning of [present or former members of the Government] . . . for acts carried out by commission or omission in the discharge of their duties shall be permitted, before Parliament has decided on the matter. (Constitution of Greece, Article 86, Section 2)

Alternatively, these provisions may extend further and protect against prosecution for the commission of common crimes wholly unrelated to a politician’s official duties, such as the legislative immunity clause in the Constitution of El Salvador:

From the day of their election until the end of the period for which they have been selected, deputies may not be judged for serious crimes that they commit except for those cases in which the Legislative Assembly declares in advance that there are grounds for prosecution....¹⁴ (Constitution of El Salvador, Article 238)

Such laws have protected politicians from prosecution for crimes unrelated to their official duties—even for crimes as serious as homicide.

Second, the range of prosecutorial activities that immunity proscribes differs from one jurisdiction to another. Some jurisdictions prohibit only the arrest and detention of a legislator, while others prevent the opening of judicial proceedings, as well. Ministers and chief executives who have immunity may generally not be arrested, detained, or prosecuted without the fulfillment of the appropriate procedural requirement.

4.2 Quantifying Immunity Regimes

We use an eighteen-variable rubric, summarized in Table 1, to score immunity provisions and compare their strength across different countries. The first six variables apply to legislators, the second six to ministers,

¹⁴Translation is the authors’ own.

and the last six to chief executives. In all cases, a value of 1 indicates that the protection is provided by law, while a value of 0 indicates that no such protection from criminal liability exists.

Table 1: Immunity Coding

No.	Dimension of Immunity	No. of Countries Applies	Countries by Region
LEGISLATIVE IMMUNITY			
1	Detention requires some authorization	49	Afr.[3]/Asi.[7]/Eur.[28]/N.Am.[5]/S.Am.[6]
2	Simple majority vote in legislative house	41	Afr.[1]/Asi.[6]/Eur.[24]/N.Am.[5]/S.Am.[5]
3	Supermajority vote in legislative house	5	Afr.[0]/Asi.[0]/Eur.[2]/N.Am.[0]/S.Am.[3]
4	Immunity continues to apply after term in office expires	3	Afr.[0]/Asi.[0]/Eur.[3]/N.Am.[0]/S.Am.[0]
5	Immunity protects common crimes	45	Afr.[2]/Asi.[6]/Eur.[26]/N.Am.[5]/S.Am.[6]
6	Immunity protects against judicial proceedings	39	Afr.[2]/Asi.[4]/Eur.[25]/N.Am.[3]/S.Am.[5]
MINISTERIAL IMMUNITY			
7	Prosecution requires some authorization	41	Afr.[2]/Asi.[3]/Eur.[25]/N.Am.[4]/S.Am.[7]
8	Simple majority vote in at least one legislative house	32	Afr.[2]/Asi.[1]/Eur.[18]/N.Am.[4]/S.Am.[7]
9	Supermajority vote in at least one legislative house	9	Afr.[1]/Asi.[1]/Eur.[1]/N.Am.[2]/S.Am.[4]
10	Assent of two legislative houses	6	Afr.[0]/Asi.[0]/Eur.[0]/N.Am.[1]/S.Am.[5]
11	Immunity continues to apply after term in office expires	7	Afr.[0]/Asi.[0]/Eur.[5]/N.Am.[0]/S.Am.[2]
12	Immunity protects against common crimes	35	Afr.[2]/Asi.[3]/Eur.[19]/N.Am.[4]/S.Am.[7]
CHIEF EXECUTIVE IMMUNITY			
13	Prosecution requires some authorization	52	Afr.[4]/Asi.[7]/Eur.[27]/N.Am.[6]/S.Am.[8]
14	Simple majority vote in at least one legislative house	45	Afr.[4]/Asi.[6]/Eur.[21]/N.Am.[6]/S.Am.[8]
15	Supermajority vote in at least one legislative house	22	Afr.[2]/Asi.[6]/Eur.[3]/N.Am.[4]/S.Am.[7]
16	Assent of two legislative houses	13	Afr.[1]/Asi.[1]/Eur.[2]/N.Am.[3]/S.Am.[6]
17	Immunity continues to apply after term in office expires	10	Afr.[1]/Asi.[1]/Eur.[5]/N.Am.[0]/S.Am.[3]
18	Immunity protects against common crimes	46	Afr.[4]/Asi.[7]/Eur.[21]/N.Am.[6]/S.Am.[8]

Questions 1-3 measure the differences in the procedural requirement necessary to waive legislative immunity. The questions differentiate among the various procedural mechanisms for lifting immunity. A country in which a legislative committee or an appellate court judge may lift a legislator's immunity, for example, would receive an affirmative answer to question 1 only; a country in which immunity may be lifted only by a supermajority vote in the relevant legislative house would receive an affirmative answer to Questions 1, 2, and 3. Question 4 addresses the duration of legislative immunity and distinguishes between regimes in which legislative immunity expires at the end of the legislative term and those in which it continues to apply beyond the term of office. Questions 5 and 6 refer to the scope of legislative immunity: Question 5 examines the types of crimes covered by immunity protection, and question 6 indicates whether immunity also protects legislators from the opening of judicial proceedings in addition to arrest.

The ways in which we quantify the strength of ministerial and chief executive immunity provisions are identical to each other, as immunity provisions applicable to ministers behave in the same way as those that apply to chief executives. Questions 7-10, as well as questions 13-16, code the essential differences in the procedural difficulty of waiving immunity provisions for these executive branch members. As procedural

requirements for waiving executive branch immunity may involve the assent of two legislative houses, there is one supplementary procedural question for ministers and chief executives that does not exist for legislators. Questions 11 and 17 code immunity provisions that extend beyond the term of office. Questions 12 and 18 measure the scope of ministerial and chief executive immunity by inquiring about the types of crimes protected by immunity. With respect to immunity provisions applicable to ministers and chief executives, we do not include a question measuring whether judicial proceedings may be instituted; such proceedings are generally barred and subject to the same procedural constraints that apply to arrest in the countries in our sample that provide protections against the arrest of ministers and chief executives.

In Reddy et al. (2013b) we provide a detailed account of how we constructed our immunity coding and fully illustrate the procedure for three countries. Reddy et al. (2013a) lists all the relevant sources (articles in the constitution and other) that we used to construct the contemporary and the historical coding for each of the 73 countries in our sample.

4.3 Data Sources and Country Sample

In order to compile data on immunity in each country, we began by examining each country’s written constitution, seeking the relevant immunity provisions. For countries without written constitutions and for those in which constitutional language was vague or deferred to legislation, we consulted founding documents, case law, statutes, and legislative rules of procedure. For situations in which the nature of the immunity regime remained unavailable or unclear, we consulted the “PARLINE” database of the Inter-Parliamentary Union, as well as the existing literature summarizing immunity provisions, specifically Hoppe (2011), Maingot (2012), McGee (2001), Van der Hulst (2000), Myttenaere (1998), and Geesteranus (1996).

We limited our immunity scoring to democratic countries. As Wigley (2003, 2009), Koçan and Wigley (2005), and Dal Bó et al. (2006) suggest, immunity provisions may function differently in authoritarian or semi-authoritarian contexts, where a proper division of powers does not exist. Consequently, we coded immunity provisions for only those nations with a score of 6.00 or higher on the Economist Intelligence Unit’s “Democracy Index.” This covers all countries that the index classifies as “full democracies” or “flawed democracies,” and excludes “hybrid” and “authoritarian” regimes. These classifications correspond closely to alternative regime classifications such as those in the Polity database. We further omitted from our sample those countries classified as “hybrid regimes” in one or more of the five years since the index was first published. The countries that meet these criteria constitute a diverse sample in a number of respects. Geographically, seven countries are in Africa, 13 in Asia and Oceania, 35 in Europe, eight in North America and the Caribbean, and ten in South America. Economically, 32 countries qualify as advanced economies according to the International Monetary Fund. Legally, 19 employ common-law systems and 54 civil-law systems. Politically, 29 employ presidential or semi-presidential systems, while 44 are parliamentary democracies.

4.4 Immunity Scores

The immunity index resulting from our scoring reveals considerable cross-jurisdictional variation in the strength of provisions that limit politicians' judicial control. The mean score across 73 countries is 0.38, with a maximum of 0.89 and a standard deviation of 0.25. The immunity scores are not closely correlated to either income (correlation coefficient: -0.05) or to the level of democracy (correlation coefficient: 0.04). The coefficients are insignificant by a wide margin in both cases.

Figure 4.1 and Figure 4.2 demonstrate the large geographic variation in immunity provisions in the jurisdictions studied. Latin American countries generally have the strongest immunity protection, followed by Southern and Eastern European countries. Many Latin American countries were early adopters of relatively strong legislative immunity provisions in the French tradition. Further influenced by the presidential democracy developed in the United States, these countries adopted the U.S.'s approach to presidential immunity. The combination of both systems resulted in strong immunity regimes throughout South and Central America. By contrast, countries that were influenced by the English parliamentary tradition generally have the weakest immunity protection; most have a score of 0. Immunity regimes are, thus, another channel through which colonial rule and legal traditions continue to shape the modern world.

The remaining countries generally lie somewhere between the two extremes. The United States, for instance, has comparatively low levels of legislative and ministerial immunity protection, but a very high presidential immunity score. It is also noteworthy that Southern and Eastern European countries tend to have more generous immunity provisions than their Northern and Western European neighbors. Overall, our immunity scoring, which represents the first effort to systematically measure the differences in immunity protections across jurisdictions, reveals substantial variation in immunity regimes across countries. Table 4.1 depicts both scores we constructed: the current immunity score, as well as the historical one, which we discuss in Section 5.4.

Figure 4.1: Immunity Index Across Democracies

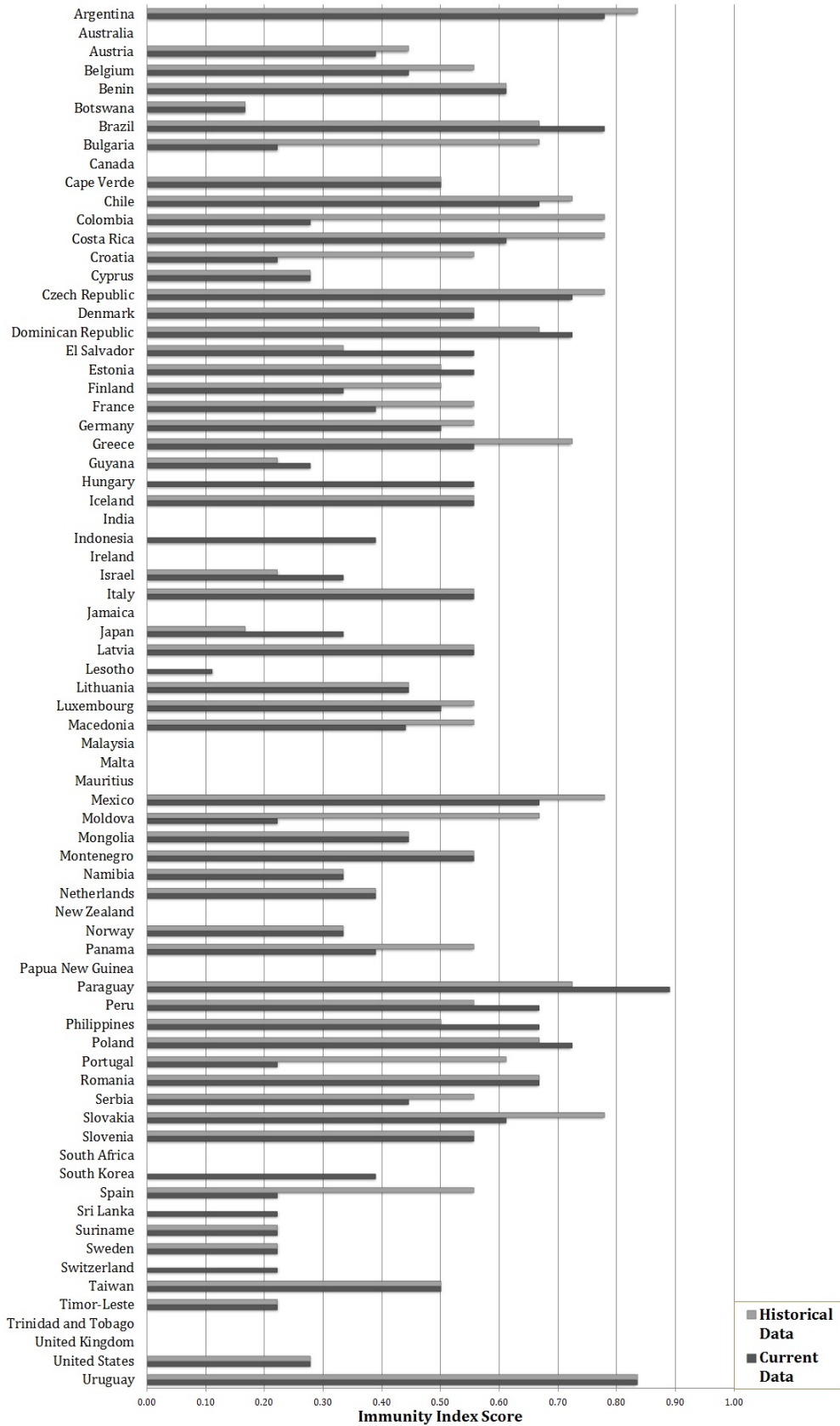


Figure 4.2: IMMUNITY INDEX SCORES IN 73 DEMOCRACIES



5 The Empirics of Immunity and Corruption

In this section, we examine the empirical evidence for the effects suggested by our model. We focus on corruption outcomes as the primary and best-documented form of abuse of public office. In Figure 5.1, we begin our analysis with two partial correlation plots, which display the relationship between the strength of immunity and the level of corruption in a given country after removing the effects of income. We use both the “Control of Corruption” indicator from the World Bank and the Transparency International “Corruption Perceptions Index.” Both measures yield virtually identical results. Visually, the impression is clear: Controlling for income levels, stronger immunity protection is associated with greater corruption.

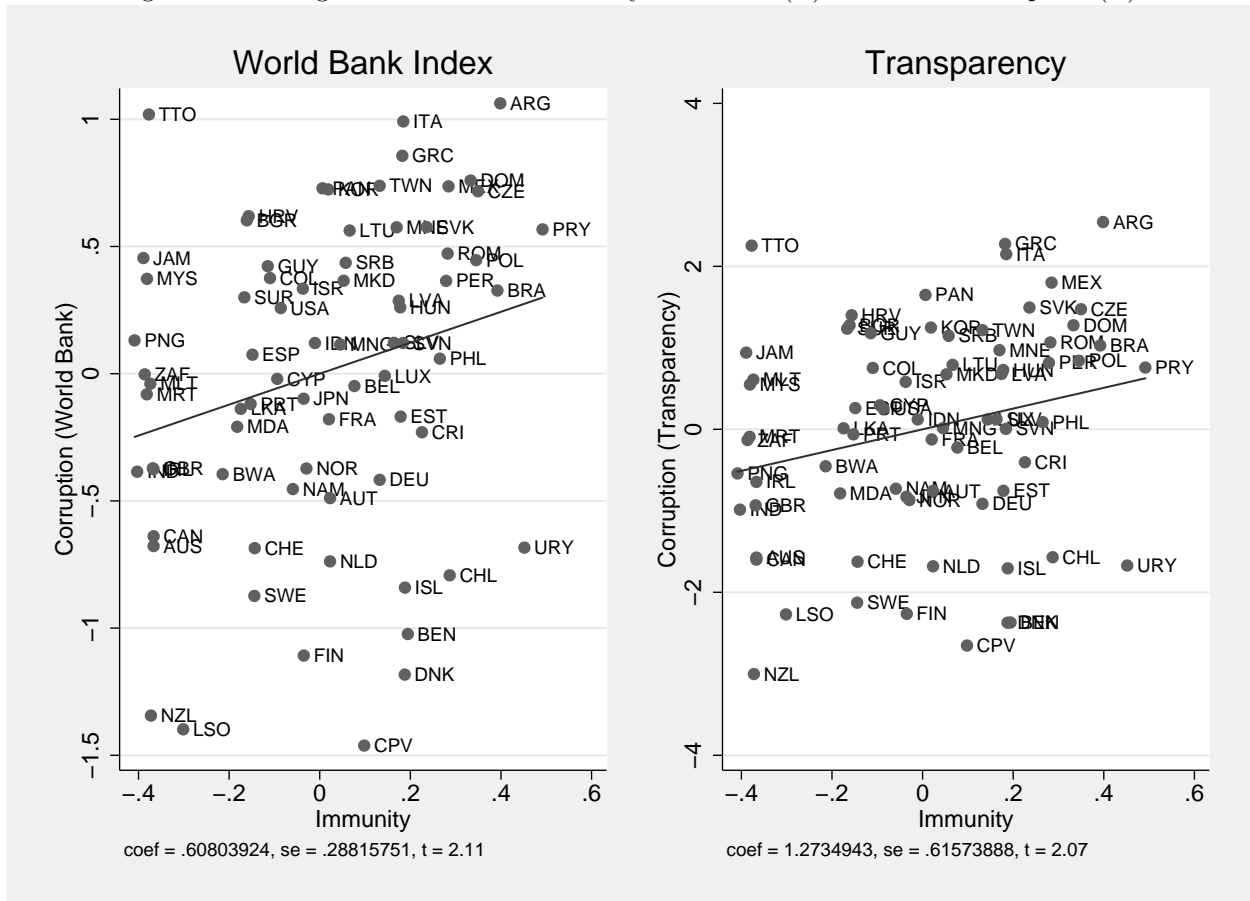
However, our theoretical model predicts that immunity has differential effects on governance outcomes, depending on the quality of the judicial system. To test the model’s predictions, we use the World Bank’s Governance Indicator for the rule of law as a measure of the quality and independence of the court system, and we split our sample at the median value of the indicator. We then examine the partial correlation between immunity protection and corruption levels in countries with weak and strong legal systems, again controlling only for income. The resulting correlations are shown in Figure 5.2. The results reveal a *prima facie* case for the theoretical prediction of our model. The relationship between immunity and corruption is weakly negative if the quality of the judicial system is below the mean, while the association is considerably stronger when the judiciary is independent. We proceed by evaluating whether this relationship survives the inclusion of additional conditioning variables on the determinants of corruption, which have been discussed in the empirical literature.

Our empirical efforts relate to two important developments in the recent literature. First, we aim to study how constitutional rules governing politicians’ immunity shape economic outcomes. This approach follows in the footsteps of important research in comparative political economy by Persson and Tabellini (2003), who study the effects of constitutional rules on economic policymaking and performance in great detail. We confront the same empirical problems. Just as with electoral rules (majoritarian/proportional) and form of government (parliamentary/presidential), immunity rules tend to be highly persistent over time, as discussed above. Some recent attempts at changing immunity provisions (e.g., in Italy under Prime Minister Berlusconi) notwithstanding, there are very few immunity experiments that we could exploit to identify the effects of changes in immunity provision on corruption outcomes. Therefore, as in much of the literature on constitutional rules, we are left with cross-sectional variation and the statistical challenges this brings.

Second, our analysis contributes to the comparative literature on the determinants of cross-country corruption.¹⁵ The existing literature has already considered a large number of explanatory variables. While

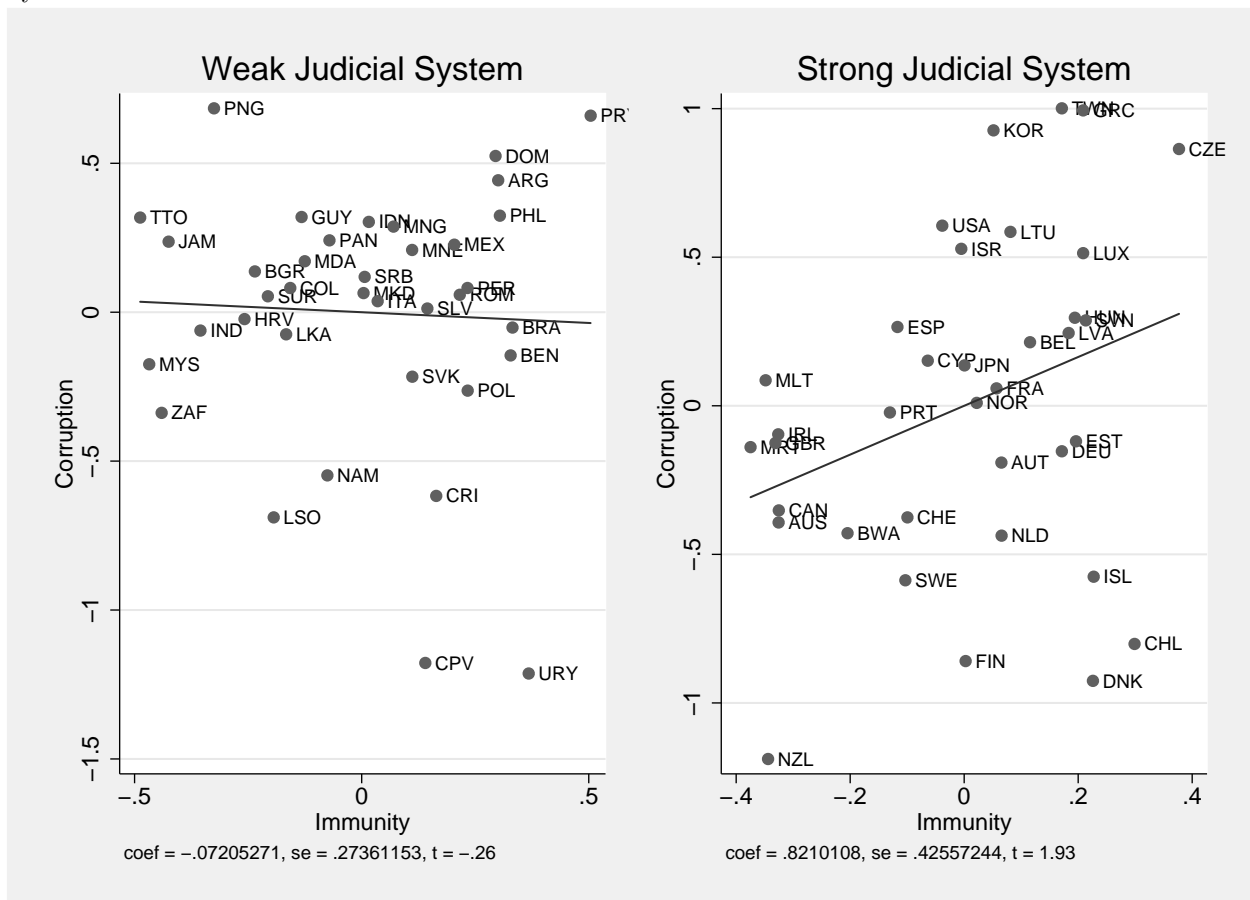
¹⁵Excellent surveys can be found in Lambsdorff (2006) and Treisman (2007)

Figure 5.1: Strength of Politicians' Immunity Protection (X) Indices of Corruption (Y)



Notes: Partial correlation plot controlling for income per capita (log). See text.

Figure 5.2: Strength of Politicians' Immunity Protection (X) Indices of Corruption (Y) by Quality of Legal System



Notes: Partial correlation plot controlling for income per capita (log). See text.

a substantial body of empirical literature exists, the effects of immunity rules have not, to our knowledge, yet been studied empirically.

5.1 Correlates of Corruption

Corruption can be defined broadly as the “misuse of public office for private gain” (Rose-Ackerman, 1999) or as an “an act in which the power of public office is used for personal gain in a manner that contravenes the rules of the game” (Jain, 2001). In practice, such misuse of public office occurs in many different ways. Corruption covers a wide spectrum of activities, from extorting bribes for building permits or utility access to large-scale schemes through which political elites plunder state resources for personal gain. Thus, it comes as no surprise that measuring corruption has been a topic of much debate in the empirical literature (Treisman, 2007). Given the emphasis of this paper on the effects of immunity for politicians, we concern ourselves with *systemic* corruption on a high political level rather than on *petty* incidences of bribery.

There is broad consensus that there is a close association among income level, the overall quality of governance, and corruption outcomes (Lambsdorff, 2006). High-income countries tend to have less corruption. We also have to control for a number of additional variables that have been found to be associated with corruption outcomes. These can be broadly grouped into (1) political, legal and institutional factors; (2) demographic and geographic factors; and (3) economic factors. Hence, in addition to the log of GDP per capita, in our regressions, we consider the following variables:

- Political, Legal and Institutional Factors. *Democracy*: the de facto degree of democracy and electoral accountability may be negatively related to corruption (Treisman, 2007). We use the Polity II democracy score. *Presidentialism*: factors related to the form of government are often seen as important influences on the behavior of politicians and voters (Panizza, 2001; Persson et al., 2003). *Electoral rules*: The seminal work by Persson and Tabellini (2003) points to the important effects of different electoral systems on economic outcomes, including corruption. We control for these effects by including a dummy variable for majoritarian electoral systems, which are expected to lead to better control of corruption. *Legal systems*: a particular concern in our context is that immunity regimes differ with different legal origins. Common-law countries tend to have lower aggregate immunity protection, on average, although large differences exist between parliamentary and presidential common-law countries. To disentangle the effects of immunity rules from other differences relating to legal origin, we control for different legal systems (La Porta et al., 2008).
- Cultural and Geographic factors. *Fractionalization*: A series of studies reports that ethnic and linguistic fractionalization correlate positively with corruption and poor governance outcomes, as studied by Lederman et al. (2005), Suphachalasai (2005), Alesina et al. (2003), Herzfeld and Weiss (2003),

Treisman (2000), La Porta et al. (1999), Easterly and Levine (1997), and Mauro (1995). *Religion and culture*: Whether religious beliefs—especially Protestant values—are associated with differences in corruption remains a debated issue. We control for the share of Protestants in the population. *Geography*: as is standard in much of the empirical literature, we also include continent dummies as controls.

- **Economic Structure.** *Trade openness*: the impact of trade openness on corruption is explored by Gurgur and Shah (2005), Brunetti and Weder (2003), Persson et al. (2003), Fisman and Gatti (2002) and Bonaglia et al. (2001). We control for trade openness using the sum of imports and export over GDP. *Raw material dependence*: high dependence on raw material exports is often associated with higher levels of corruption, as studied by Herzfeld and Weiss (2003), Tavares (2003), and Bonaglia et al. (2001). We develop a proxy for dependence on raw material exports by looking at the share of oil exports in total exports.¹⁶

With respect to the measurement of corruption, we rely on the efforts of organizations such as the World Bank’s Control of Corruption Index from the World Governance Indicators and the Corruptions Perceptions Index provided by Transparency International. Both institutions produce quantitative indices of cross-country differences in corruption based on survey data. Treisman (2007) points to the differences between perception- and incidence-based indicators of corruption.¹⁷ We take this point seriously and corroborated our findings with regressions using incidence-based corruption indicators that can be found in the Appendix. We also use the first principal component of various corruption indicators.

Throughout the following analysis, higher values for the dependent variables indicate more corruption. Whenever the ordering was inverse, we inverted the scoring accordingly for ease of interpretation of the results. We also tested the robustness of benchmark results against a variety of different corruption indicators, such as the corruption index contained in the International Country Risk Guide (ICRG) and various corruption measures (“diversion of public funds”; “irregular payments and bribes”) provided by the World Economic Forum (WEF); we then constructed the first principal component of all these governance measures. The summary statistics of the variables used in the regression analysis can be found in Table 2.

¹⁶In addition to these variables, we test a number of additional variables sometimes discussed in the empirical literature. Among others, we control for the potential influence of press freedom on corruption, following Brunetti and Weder (2003), Chowdhury (2004), Lederman et al. (2005), Suphachalasai (2005), and Freille et al. (2007). We test the role of federalism as suggested by (Treisman, 2000). All of these regressions yield very similar results with regard to the effects of immunity protection on corruption. The Appendix contains a detailed list of the data and sources used.

¹⁷For a discussion of the relative strengths and weaknesses of perception and incidence based indicators, see Treisman (2007).

Table 2: Summary statistics

Variable	Mean	Std. Dev.	Min.	Max.	N	Description	Source
Immunity Index	0.38	0.246	0	0.889	73	Immunity score	see text
GDP per capita	21905.11	15126.134	1481	80119	73	in PPP (2011)	WEO Database
Oil export share	0.037	0.054	0	0.294	73	Oil exports/total exports	WDI
Trade openness	92.612	47.864	22.774	298.789	69	Trade/GDP	WDI
Corruption (WB)	-0.559	0.985	-2.483	1.254	73	Control of corruption score	World Bank
Corruption (TI)	-5.325	2.152	-9.380	-2.14	73	Corruption index	Transparency Intl.
Bribes paid	8.090	9.528	0	43	44	Bribes Paid	Treisman 2007
Irregular payments	-4.66	1.105	-6.72	-2.91	72	Irregular payments	WEF
WEF Diversion	-3.969	1.317	-6.63	-1.8	72	Diversion of public funds	WEF
ICRG	-3.194	1.218	-6	-1.2	67	ICRG Corruption	ICRG
Rule of Law (WGI)	0.567	0.911	-0.998	1.946	73	Rule of Law Index	World Bank
Democracy	8.93	1.387	4	10	69	Democracy Index	Polity Database
Presidential system	0.397	0.493	0	1	73	Presidential system dummy	Persson and Tabellini 2003
Majoritarian Election	0.137	0.346	0	1	73	Majoritarian election dummy	Persson and Tabellini 2003
English legal origin	0.26	0.442	0	1	73	English legal origin	La Porta et al. 1999
French legal origin	0.452	0.501	0	1	73	French legal origin	La Porta et al. 1999
Latitude	0.381	0.199	0.026	0.722	73	Geographic latitude	La Porta et al. 1999
Protestant share	0.183	0.269	0	0.978	70	Share of protestants/population	La Porta et al. 1999
Ethnic fractionalization	0.349	0.216	0.002	0.787	73	Ethnic fractionalization	Alessina et al. 2003

5.2 Results

Our main goal is to determine whether our model’s predictions find support in the data; we are interested in the relationship between immunity provisions and governance outcomes in modern democracies. To estimate this link, we regress corruption measures on the immunity scores described above, while controlling for the key determinants of corruption that previous studies have considered. As immunity regimes are not randomly assigned, the results of the regressions shown here should not be treated as causal. Below, we use historical immunity arrangements to address the concern that reverse causality might be present. We begin by estimating the following simple cross-sectional regression using OLS:

$$Corruption_i = \alpha + \beta Immunity_i + \gamma \mathbf{X}_i + \epsilon_i,$$

The coefficient β is the main object of study, with the ultimate goal of investigating whether differences in immunity regimes are informative for corruption outcomes. We control for the other possible factors in the form of additional variables in the vector \mathbf{X} . As detailed above, our main control variables are income, regime type, legal origins, press freedom and a number of economic variables. The error term u_i is assumed to be well behaved. While we calculate immunity scores for 73 democracies, some control variables are not available for all countries. In most estimations, we can use data for approximately 65-70 countries.

The three tables containing the regression results are constructed as follows. In the first three columns, we present the results of regressions using the entire dataset. The middle three columns display the results for the subsample of countries with strong legal systems, while the three regressions on the right-hand side use the subsample of economies with weak legal systems. As in the scatterplots above, we split the sample at the median value of the World Bank index for the rule of law. We also run regressions with different

cutoff values (such as the 25th and 75th percentiles) and use interaction terms between immunity and the quality of the judiciary instead of splitting the sample. The interaction results are reported in the Appendix, as they yield the same overall result: the relation between immunity protections and corruption outcomes varies with the quality of the judicial system, as implied by theory.

Table 3: Immunity and Corruption: Benchmark Estimates

	(1)	(2)	(3)	(4)	(5)	(6)	(7)	(8)	(9)
	(All)	(All)	(All)	(High)	(High)	(High)	(Low)	(Low)	(Low)
Immunity Index	0.788** (0.394)	0.981* (0.570)	1.071** (0.431)	1.071* (0.545)	1.577 (0.970)	1.880** (0.875)	-0.111 (0.398)	-0.219 (0.630)	0.192 (0.679)
Log of GDP per capita	-0.896*** (0.101)	-0.692*** (0.124)	-0.901*** (0.114)	-1.217*** (0.205)	-1.088*** (0.318)	-1.149*** (0.336)	-0.290** (0.109)	-0.152 (0.0931)	-0.555 (0.331)
Democracy score (log)		-1.225*** (0.426)	-1.054*** (0.353)		-1.437 (1.555)	-1.267 (1.037)		-1.207*** (0.389)	-0.543 (0.530)
Presidential system		0.0292 (0.165)	-0.0481 (0.149)		0.0442 (0.288)	0.115 (0.215)		-0.000406 (0.125)	0.0456 (0.188)
Majoritarian Election		0.342 (0.239)	-0.0942 (0.201)		0.111 (0.246)	-0.356 (0.349)		0.700*** (0.151)	0.209 (0.372)
English legal origin		-0.0978 (0.280)	0.0512 (0.220)		0.212 (0.330)	0.165 (0.315)		-0.516** (0.245)	-0.142 (0.400)
French legal origin		0.160 (0.191)	-0.289* (0.157)		0.189 (0.260)	-0.113 (0.225)		0.110 (0.119)	0.0388 (0.270)
Oil exports/total exports			0.133*** (0.0322)			0.132* (0.0718)			0.0603 (0.0619)
Trade openness			-0.0382 (0.137)			-0.184 (0.222)			0.0498 (0.188)
Protestant share			-1.387*** (0.214)			-1.293*** (0.368)			0.114 (0.575)
Ethnic fractionalization			-0.0697 (0.337)			-0.437 (0.425)			0.169 (0.444)
Latin America Dummy			0.00396 (0.409)			-1.522*** (0.436)			0.482 (0.522)
North America Dummy			0.506 (0.371)			0.531 (0.585)			0.615 (0.546)
Asia Dummy			-0.0269 (0.291)			-0.212 (0.514)			0.447 (0.362)
Europe Dummy			0.206 (0.262)			-0.151 (0.386)			0.703 (0.565)
Observations	73	69	62	36	33	31	37	36	31
Adjusted R^2	0.627	0.628	0.807	0.448	0.406	0.723	0.150	0.350	0.302

The table shows the results of OLS regressions using the full sample of countries in the first three columns. In the middle three columns, we show results for a subsample of countries with above-average legal systems, and in the last three columns, the results for countries with below average legal systems. The dependent variable is the "Control of Corruption" measure for the World Governance Indicators of the World Bank. Detailed definitions of all variables are provided in Table 2 of the paper. Robust standard errors are shown in parentheses.

* $p < 0.10$, ** $p < 0.05$, *** $p < 0.01$

In Table 3, we start by regressing the World Bank's "Control of Corruption" measure on income and immunity. In models (2) and (3), we then add the various controls discussed above. Our overall results align well with the empirical corruption literature. As expected, both higher income levels and more democracy

are associated with less corruption. Presidential systems tend to have better corruption control, although the results are not statistically significant. By contrast, we find little positive effect of majoritarian electoral rules and of common-law traditions (conditional on the other factors). As expected, a high share of commodity exports in total exports worsens corruption, but there is no statistically significant effect of openness to trade. The share of Protestants in the population is associated with lower corruption in most regressions. However, the main insight from the first set of regressions in Table 3 is that none of the additional control variables affect the association between immunity protection and corruption in a meaningful way. Stronger immunity protection, as measured by our immunity score, goes hand in hand with more corruption after controlling for a standard set of variables often associated with worse corruption outcomes. Overall, it appears that politicians have a difficult time withstanding the temptations of life above the law.

Another highly interesting insight comes from the sample split in regressions (4) to (6) and (7) to (9) in Table 3. More-generous immunity provisions are associated with higher corruption in countries with high-quality legal systems, but not in countries with weaker legal systems. For the sub-sample of countries with good legal systems, the overall effect is considerably stronger than in the full sample and reversed in the subsample of countries with weak legal systems. As the model predicts, in countries with weak legal systems, stronger immunity is not associated with more corruption and weaker governance. The overall association between immunity and corruption is loose and the point estimate negative. There is no evidence that immunity does harm in countries with poorly developed judicial institutions.

In Table 4, we rerun the same regressions as before but use a different corruption measure as the dependent variable: the corruption index compiled by Transparency International. The results are very stable. Higher immunity protection is positively correlated with corruption overall, but the effects are much stronger in countries with good judicial systems. The effect vanishes or reverses in countries that have weak legal systems. Moreover, these effects are again robust to the inclusion of other control variables. In further robustness tests (see Table 8 in the Appendix) we also use an incidence-based corruption measure—payment of bribes—as proposed by Treisman (2007). While some of effects are less precisely estimated, these tests provide support for the main implication of the model that immunity tends to correspond with poorer governance outcomes in countries with good judicial systems, but has ambiguous effects when judicial independence is weak.

In Table 5, instead of splitting the sample, we interact our immunity coding with the World Bank’s rule of law index. All variables are standardized with a zero mean. As before, we use the World Bank’s Control of Corruption indicator and the Corruption Perception Index from Transparency International. We also include the corruption coding from the International Country Risk Guide. As observed earlier, the results support the prediction of our model that the effects of immunity rules depend on the quality of the legal system. The interaction term is positive signed and, although it is significant at standard thresholds in only two of the regressions, it is not far off the 90-percent level in the others. Put differently, the corruption-enhancing

Table 4: Immunity and Corruption: Alternative Corruption Measure

	(1)	(2)	(3)	(4)	(5)	(6)	(7)	(8)	(9)
	(All)	(All)	(All)	(High)	(High)	(High)	(Low)	(Low)	(Low)
Immunity Index	1.667*	2.236*	2.410**	2.121*	3.501	4.308**	-0.227	-0.230	0.474
	(0.854)	(1.256)	(0.946)	(1.248)	(2.079)	(1.898)	(0.807)	(1.313)	(1.287)
Log of GDP per capita	-1.984***	-1.583***	-2.016***	-2.811***	-2.472***	-2.695***	-0.625***	-0.417**	-1.105
	(0.200)	(0.246)	(0.245)	(0.448)	(0.716)	(0.679)	(0.179)	(0.199)	(0.689)
Democracy score (log)		-2.151**	-2.011**		-3.141	-2.723		-1.855**	-0.818
		(0.938)	(0.788)		(3.181)	(2.392)		(0.904)	(1.115)
Presidential system		0.0979	-0.0388		0.137	0.321		0.0269	-0.0301
		(0.342)	(0.320)		(0.580)	(0.477)		(0.241)	(0.359)
Majoritarian Election		0.454	-0.392		0.0996	-0.917		1.031***	0.0719
		(0.480)	(0.434)		(0.511)	(0.732)		(0.348)	(0.817)
English legal origin		0.0678	0.363		0.642	0.703		-0.700	-0.297
		(0.591)	(0.478)		(0.682)	(0.721)		(0.549)	(0.753)
French legal origin		0.420	-0.572		0.589	-0.0744		0.168	-0.109
		(0.411)	(0.345)		(0.592)	(0.480)		(0.263)	(0.587)
Oil exports/total exports			0.283***			0.302*			0.0756
			(0.0664)			(0.164)			(0.136)
Trade openness			-0.129			-0.495			-0.0475
			(0.314)			(0.539)			(0.359)
Protestant share			-3.113***			-2.801***			0.335
			(0.449)			(0.684)			(1.337)
Ethnic fractionalization			-0.358			-1.275			0.417
			(0.730)			(0.944)			(1.051)
Latin America Dummy			-0.196			-3.554***			0.930
			(0.929)			(0.929)			(1.006)
North America Dummy			0.873			0.805			1.272
			(0.855)			(1.142)			(1.168)
Asia Dummy			-0.419			-0.922			0.900
			(0.658)			(0.984)			(0.869)
Europe Dummy			0.367			-0.366			1.209
			(0.585)			(0.760)			(1.259)
Observations	73	69	62	36	33	31	37	36	31
Adjusted R^2	0.643	0.641	0.802	0.475	0.470	0.767	0.184	0.244	0.096

The table shows the results of OLS regressions using the full sample of countries in the first three columns. In the middle three columns, we show results for a subsample of countries with above average legal systems and the last three columns the results for countries with below average legal systems. The dependent variable is the corruption measure from Transparency International. Detailed definitions of all variables are provided in Table 2 of the paper. Robust standard errors are shown in parentheses.

* $p < 0.10$, ** $p < 0.05$, *** $p < 0.01$

Table 5: Immunity and Corruption: Interactions

	(1)	(2)	(3)	(4)	(5)	(6)
Immunity	0.0695 (0.0627)	0.181 (0.144)	0.246** (0.108)	0.0926* (0.0506)	0.224* (0.118)	0.210* (0.114)
Immunity x Rule of Law	0.0481 (0.0350)	0.133* (0.0738)	0.0793 (0.0790)	0.0538 (0.0344)	0.149** (0.0704)	0.0630 (0.0650)
Rule of Law	-1.049*** (0.0654)	-2.237*** (0.149)	-1.319*** (0.158)	-0.901*** (0.0658)	-1.922*** (0.156)	-1.110*** (0.209)
Log of GDP per capita	0.108 (0.0782)	0.139 (0.175)	0.175 (0.205)	-0.00841 (0.0833)	-0.104 (0.196)	0.0808 (0.274)
Democracy score (log)	-0.156 (0.217)	0.0464 (0.603)	0.415 (0.525)	-0.326* (0.183)	-0.400 (0.546)	-0.127 (0.518)
Presidential system	-0.0243 (0.0780)	0.0346 (0.186)	0.00241 (0.239)	-0.0137 (0.0713)	0.0460 (0.175)	-0.0987 (0.244)
Majoritarian Election	0.189* (0.0989)	0.227 (0.211)	-0.0298 (0.243)	0.197* (0.116)	0.222 (0.211)	0.139 (0.299)
English legal origin	0.0258 (0.139)	0.347 (0.327)	0.587 (0.353)	0.00376 (0.117)	0.283 (0.298)	0.340 (0.386)
French legal origin	-0.0100 (0.0946)	0.0552 (0.228)	-0.274 (0.232)	-0.135 (0.103)	-0.226 (0.258)	-0.455* (0.252)
Latin America Dummy	-0.301* (0.171)	-0.772* (0.400)	-0.261 (0.330)	-0.357** (0.173)	-0.955** (0.411)	-0.382 (0.465)
North America Dummy	-0.152 (0.184)	-0.547 (0.412)	0.201 (0.411)	-0.130 (0.174)	-0.479 (0.394)	0.0311 (0.475)
Asia Dummy	0.149 (0.151)	-0.0148 (0.349)	0.272 (0.317)	0.00355 (0.142)	-0.344 (0.339)	-0.271 (0.441)
Europe Dummy	0.0802 (0.184)	0.0902 (0.410)	0.534 (0.436)	0.00106 (0.179)	-0.0715 (0.409)	-0.0303 (0.529)
Oil exports/total exports				0.0314 (0.0210)	0.0672 (0.0488)	-0.0234 (0.0560)
Trade openness				0.0560 (0.0794)	0.0687 (0.199)	0.315* (0.174)
Protestant share				-0.609*** (0.161)	-1.470*** (0.351)	-0.993** (0.425)
Ethnic fractionalization				0.0277 (0.209)	-0.139 (0.471)	-0.198 (0.556)
Observations	69	69	63	62	62	58
Adjusted R^2	0.928	0.922	0.746	0.944	0.936	0.790

Dependent variables: World Bank (1,4); Transparency (2,5); ICRG (3,6)

The table shows the results of OLS regressions using the full sample of countries. Detailed definitions of all variables are provided in Table 2. Robust standard errors are shown in parentheses.

* $p < 0.10$, ** $p < 0.05$, *** $p < 0.01$

effects of immunity rules are amplified when the quality of the legal system is high. The magnitude of the effect is also rather large. The first regression in Table 5 shows that when the quality of the legal system is at its mean value of zero, a 1 s.d. increase in immunity protection increases the corruption measure by a factor of 0.069. Yet when the rule of law is 1 s.d. above its mean, the effect is considerably larger (0.069+0.048). While we must acknowledge the data limitations we face in a cross-sectional setting, we interpret these results as further evidence that immunity protection is more strongly associated with poor governance outcomes when the legal system operates well, as our theoretical model predicts.

5.3 Matching regressions

In this section, we use matching techniques to compare outcomes for matched observations with low/high immunity scores as a further robustness test for the correlation between the strength of immunity protection and corruption outcomes that was apparent in the linear regression models. This allows us to compare the effects of different immunity ‘treatments’ for observations matched with the same covariates. As noted above, immunity regime ‘treatments’ are not randomly assigned, so the results should not be interpreted as causal. The same caveats that are common in the literature on the economic effects of institutional arrangements apply here. However, the key identifying assumption is weaker, as the effect of covariates corruption need not be linear.

We construct a discrete immunity treatment variable that takes the value of 1 for countries with above-average and a value of zero for below-average strength of immunity protection of politicians. We then match countries using the nearest neighbor method on the following covariates: income per capita, democracy score, presidential vs. parliamentary regimes, origin of the legal system and majoritarian vs. proportional electoral system. Matching on additional economic and geographic criteria again yielded very similar results. As above, we use corruption perception indices from the World Bank and from Transparency International, and test an incidence-based corruption proxy (bribes paid), which yields very similar results.

Table 6: Immunity and Corruption. Matching Regressions

	(1)	(2)	(3)	(4)	(5)	(6)	(7)	(8)	(9)
	(All)	(All)	(All)	(High)	(High)	(High)	(Low)	(Low)	(Low)
Immunity Effect	0.496**	1.080**	6.264**	0.457**	1.036**	5.848*	-0.0376	-0.0391	5.179
	(0.230)	(0.494)	(2.914)	(0.198)	(0.412)	(3.362)	(0.204)	(0.409)	(5.255)
Observations	69	69	42	33	33	22	36	36	20

We estimate the sample average treatment effect for the treated (SATT). The treatment variable is a high/low level of immunity protection. We use nearest neighbor matching on income per capita, democracy score, presidential system, legal system and electoral system. Standard errors are shown in parentheses.

* $p < 0.10$, ** $p < 0.05$, *** $p < 0.01$

The results, shown in Table 6, offer further empirical support for the idea that immunity treatments have different effects depending on the quality of the judicial system. The average treatment effect is significant and positive for the full sample. In other words, immunity guarantees are associated with more corruption

overall. Yet the effect turns insignificant and negative in two out of three regressions for the subsample of countries with poorly developed legal systems and positive and highly significant for the subsample of countries with high quality judicial systems.

In sum, the empirical evidence we uncover suggests two conclusions. First, immunity rules seem to matter in practice, as they correlate with governance outcomes after controlling for standard determinants of corruption. Second, the available evidence corroborates the theoretical model that immunity goes hand-in-hand with poorer governance when the independence of the judiciary is strong, but has ambiguous or even somewhat positive effects when courts are prone to political manipulation.

5.4 Historical Immunity Regimes

A valid concern may be that stronger immunity protection is associated with higher corruption because corrupt politicians have chosen to place themselves above the law by incorporating immunity protection into the law. In other words, as in other studies of the effects of legal and institutional rules, reverse causality could be a problem. To address this concern, we examine the extent to which immunity provisions have changed over time by generating historical immunity scores.¹⁸ We generate the scores by quantifying the strength of the immunity regime in each country in the year of the first democratic constitution for which data were available, typically in the 19th century.¹⁹ We used the same 18-question scoring rubric that we used to generate current immunity scores.

The first reassuring result is that immunity regimes are highly persistent over time. In the Americas, for instance, the mean age of immunity provisions is approximately 150 years. Since 1900, we count only four substantial changes to immunity regimes in the Western Hemisphere. In the few countries that made substantial revisions, these changes typically followed constitutional revisions made under authoritarian regimes and were subsequently repealed when the authoritarian leaders were ousted from power. In 1980, for example, General Pinochet, revised the Chilean Constitution to include lifelong immunity for former presidents, a change that was swiftly repealed when the country returned to democratic rule. This persistence is present in our entire sample: The pairwise correlation between the historical and current immunity scores coefficient is 0.85 and statistically highly significant.

In a second step, we use the historical immunity score as a regressor and rerun our baseline regressions. The results, reported in Table 7, show that the estimated coefficients and their significance levels are very similar. As before, the result that the effects of immunity protection differ in countries with weak and strong legal systems appears robust. While we are aware that this method is not conclusive evidence of a causal link, we read the stability of the results as a sign that reverse causality is unlikely to be a major problem for

¹⁸Historical immunity for Hungary, Indonesia, Lesotho, South Korea and Switzerland could not be verified. Accordingly, these countries were omitted from the historical data sample.

¹⁹As information concerning immunity in the earliest constitutions was sometimes not available, the historical data for those countries reflect a later democratic constitution.

our empirical analysis. Modern immunity provisions seem to follow the historical choices made early on in a country's democratic history.

Table 7: Immunity and Corruption: Estimates with Historical Immunity Score

	(1) (All)	(2) (All)	(3) (All)	(4) (High)	(5) (High)	(6) (High)	(7) (Low)	(8) (Low)	(9) (Low)
Historical Immunity	0.675* (0.344)	1.267** (0.591)	1.040* (0.558)	0.836 (0.493)	1.325 (0.998)	1.754 (1.126)	-0.183 (0.334)	-0.436 (0.994)	-0.965 (1.239)
Log of GDP per capita	-0.956*** (0.105)	-0.764*** (0.145)	-0.946*** (0.127)	-1.179*** (0.215)	-1.137*** (0.334)	-0.928* (0.501)	-0.339*** (0.112)	-0.128 (0.135)	-0.504 (0.291)
Democracy score (log)		-0.968** (0.445)	-0.937** (0.388)		-0.803 (1.600)	-1.229 (1.537)		-1.216** (0.454)	-0.622 (0.559)
Presidential system		0.0402 (0.169)	-0.0796 (0.182)		0.00179 (0.402)	-0.0755 (0.330)		0.0247 (0.153)	0.0797 (0.214)
Majoritarian Election		0.261 (0.235)	-0.147 (0.206)		0.0944 (0.250)	-0.353 (0.362)		0.702*** (0.244)	0.215 (0.391)
English legal origin		0.146 (0.298)	0.156 (0.268)		0.234 (0.426)	0.231 (0.330)		-0.639 (0.478)	-0.658 (0.621)
French legal origin		0.109 (0.198)	-0.269* (0.154)		0.108 (0.245)	-0.287 (0.273)		0.0722 (0.138)	0.0328 (0.236)
Oil exports/total exports			0.115*** (0.0336)			0.123 (0.0689)			0.0454 (0.0502)
Trade openness			-0.0605 (0.160)			-0.288 (0.288)			0.0545 (0.243)
Protestant share			-1.275*** (0.225)			-1.319*** (0.414)			0.256 (0.721)
Ethnic fractionalization			-0.109 (0.395)			-0.117 (0.731)			0.0693 (0.750)
Latin America Dummy			0.0420 (0.420)			-1.291** (0.499)			0.480 (0.402)
North America Dummy			0.529 (0.360)			0.0601 (0.857)			0.513 (0.516)
Asia Dummy			-0.0319 (0.342)			-0.544 (0.691)			0.308 (0.608)
Europe Dummy			0.168 (0.303)			-0.394 (0.590)			0.622 (0.533)
Observations	68	64	57	33	30	28	35	34	29
Adjusted R^2	0.647	0.634	0.796	0.420	0.326	0.616	0.203	0.335	0.251

The table shows the results of OLS regressions using the historical immunity score discussed in the text. We use the full sample of countries in the first three columns. In the middle three columns, we show results for a subsample of countries with above average legal systems and the last three columns the results for countries with below average legal systems. The dependent variable is the "Control of Corruption" measure for the World Governance Indicators of the World Bank. Detailed definitions of all variables are provided in Table 2 of the paper. Robust standard errors are shown in parentheses.
* $p < 0.10$, ** $p < 0.05$, *** $p < 0.01$

6 Conclusions

This paper examines legal provisions that shield politicians from criminal prosecution. We show that such provisions, to which we refer as immunity, are a double-edged sword. Immunity may improve governance

in countries with weak legal systems because it protects honest politicians from false charges and politically motivated prosecution. This explains why immunity has proven to be such a prevalent and persistent institution throughout the course of history. However, immunity simultaneously provides politicians with legal protection for unlawful activities. Our theoretical model predicts that the overall effects for governance outcomes depend on the independence and quality of the judiciary.

To investigate the implications of the model empirically, we undertake the first systematic effort to quantify the strength of immunity protection enjoyed by elected officials in democracies around the world. We consult written constitutions, founding documents, legislative acts, case law, statutes, and legislative rules of procedure in 73 countries on all six settled continents. The resulting immunity scores comprise eighteen variables that measure the relative protection of politicians. The scoring reveals significant cross-jurisdictional diversity in the strength of immunity. We then use the resulting immunity scores to test the implications of our model.

Controlling for standard determinants of corruption, we demonstrate that immunity is associated with greater corruption in countries with strong judicial systems but has ambiguous effects in countries with weak judicial systems. Immunity is the double-edged sword that our model predicts. Given that little attention has been devoted to this important dimension of accountability, we hope that future studies will build on our work and investigate the institution of immunity in modern democracies in greater detail.

A Appendix Tables

Table 8: Immunity and Corruption: Incidence Based Corruption

	(1)	(2)	(3)	(4)	(5)	(6)	(7)
Immunity Index	15.96** (6.663)	23.26** (10.75)	25.11*** (9.006)	13.53* (6.582)	13.52 (10.49)	18.81* (10.64)	25.50 (21.16)
Log of GDP per capita	-6.726*** (1.674)	-5.747*** (2.092)	-7.100*** (2.302)	-7.325 (6.542)	-11.42 (9.907)	-8.754* (4.587)	-10.04 (10.05)
Democracy score (log)		-14.37* (8.268)	-20.57** (8.333)		-19.86 (17.71)		-15.92 (12.43)
Presidential system		-3.773 (2.397)	0.249 (2.136)		-4.671 (2.993)		0.670 (8.072)
Majoritarian Election		1.376 (2.002)	1.516 (3.064)		2.324 (2.944)		-0.516 (10.52)
English legal origin		2.146 (3.276)	2.479 (3.168)		-0.112 (4.165)		-2.753 (10.92)
French legal origin		1.238 (2.690)	0.643 (2.169)		-0.935 (2.555)		-4.184 (11.93)
Oil exports/total exports			-0.538 (0.713)				
Trade openness			1.757 (2.456)				
Latitude			23.17*** (8.322)				
Protestant share			-1.897 (4.151)				
Ethnic fractionalization			7.172 (6.531)				
Observations	44	42	40	24	22	20	20
Adjusted R^2	0.402	0.366	0.453	0.209	0.187	0.216	-0.031

The table shows the results of OLS regressions using the full sample of countries in the first three columns. In the middle three columns, we show results for a subsample of countries with above average legal systems and the last three columns the results for countries with below average legal systems. The dependent variable is an incidence base corruption measure – the "Bribes Paid" index from Treisman (2007). Detailed definitions of all variables are provided in Table 2 of the paper. Robust standard errors are shown in parentheses.

* $p < 0.10$, ** $p < 0.05$, *** $p < 0.01$

Table 9: Immunity and Corruption: Different Corruption Measures

	(1)	(2)	(3)	(4)	(5)	(6)	(7)	(8)	(9)
Immunity Index	1.778** (0.703)	1.978** (0.873)	4.027*** (1.418)	2.173 (1.715)	2.950** (1.230)	5.109* (2.592)	0.168 (0.801)	-0.592 (1.788)	0.777 (2.518)
Log of GDP per capita	-1.065*** (0.189)	-1.152*** (0.183)	-2.561*** (0.386)	-1.424* (0.738)	-1.982*** (0.663)	-3.388*** (1.037)	-0.438 (0.301)	-0.777 (0.593)	-1.395 (0.999)
Democracy score (log)	-1.049* (0.535)	-1.256 (0.920)	-2.613* (1.324)	-1.885 (2.585)	-1.597 (2.187)	-4.010 (3.868)	-0.155 (0.701)	-0.718 (1.714)	-2.971 (3.358)
Presidential system	-0.208 (0.288)	-0.165 (0.277)	-0.321 (0.509)	-0.0249 (0.524)	0.0203 (0.460)	0.227 (0.827)	0.182 (0.273)	0.320 (0.406)	0.289 (0.695)
Majoritarian Election	-0.130 (0.311)	-0.0740 (0.360)	0.193 (0.628)	-0.451 (0.779)	-0.571 (0.682)	-1.062 (1.235)	0.410 (0.449)	0.360 (0.775)	2.060 (1.516)
English legal origin	0.176 (0.427)	-0.124 (0.373)	-0.0952 (0.765)	0.261 (0.770)	-0.0484 (0.592)	0.383 (1.287)	0.319 (0.404)	-0.877 (0.631)	-1.230 (1.185)
French legal origin	-0.668** (0.283)	-0.765** (0.307)	-0.972* (0.516)	-0.585 (0.492)	-0.381 (0.402)	-0.338 (0.705)	0.141 (0.278)	-0.275 (0.638)	0.266 (1.031)
Oil exports/total exports	0.100* (0.0530)	0.225*** (0.0656)	0.341*** (0.0967)	0.137 (0.236)	0.241* (0.137)	0.441 (0.344)	0.00198 (0.0543)	0.131 (0.139)	0.161 (0.242)
Trade openness	0.139 (0.208)	-0.166 (0.241)	-0.393 (0.395)	-0.188 (0.417)	-0.229 (0.465)	-0.477 (0.793)	0.539** (0.179)	-0.166 (0.325)	-0.0645 (0.683)
Protestant share	-2.067*** (0.414)	-2.499*** (0.397)	-4.656*** (0.701)	-2.003** (0.917)	-2.494*** (0.614)	-4.422*** (1.213)	-0.00625 (0.989)	0.266 (1.224)	-0.242 (2.355)
Ethnic fractionalization	-0.383 (0.640)	-0.518 (0.605)	-0.877 (1.188)	-0.266 (1.054)	-1.353 (0.782)	-2.032 (1.466)	-0.511 (0.777)	-1.044 (1.044)	-1.040 (1.998)
Latin America Dummy	-0.632 (0.541)	-0.432 (0.630)	-1.987** (0.952)	-1.553 (1.871)	-2.323*** (0.671)	-4.639* (2.294)	0.321 (0.692)	0.0849 (0.861)	-0.688 (2.035)
North America Dummy	0.186 (0.509)	0.301 (0.514)	-0.235 (0.904)	0.748 (1.752)	1.890* (0.967)	2.288 (2.470)	0.440 (0.547)	0.153 (1.034)	-0.212 (1.927)
Asia Dummy	-0.963** (0.441)	-0.918** (0.452)	-2.274*** (0.681)	-0.00592 (1.642)	-0.254 (0.723)	-0.834 (2.195)	-0.254 (0.788)	-0.438 (0.795)	-1.211 (2.188)
Europe Dummy	-0.472 (0.522)	-0.196 (0.387)	-0.945 (0.821)	0.194 (1.670)	0.120 (0.647)	-0.323 (2.279)	0.488 (0.790)	0.291 (1.041)	0.671 (2.110)
Observations	58	61	57	30	31	30	28	30	27
Adjusted R^2	0.683	0.682	0.775	0.409	0.688	0.686	0.376	-0.343	-0.159

The table shows the results of OLS regressions using the full sample of countries in the first three columns. In the middle three columns, we show results for a subsample of countries with above average legal systems and the last three columns the results for countries with below average legal systems. The dependent variable is the corruption measure from the International Country Risk Guide in regressions (1,4,7); the Diversion of Funds measures from the World Economic Forum in regressions (2,5,8); the first principal component of all corruption measures in (3,6,9). Detailed definitions of all variables are provided in Table 2 of the paper. Robust standard errors are shown in parentheses.

* $p < 0.10$, ** $p < 0.05$, *** $p < 0.01$

Table 10: Immunity and Corruption: More Controls

	(1)	(2)	(3)	(4)	(5)	(6)	(7)	(8)	(9)
Immunity Index	1.044** (0.393)	2.341*** (0.860)	1.738** (0.684)	1.582* (0.892)	3.631* (1.865)	2.479 (1.988)	0.405 (0.816)	1.043 (1.626)	0.0925 (0.819)
Log of GDP per capita	-0.750*** (0.129)	-1.635*** (0.273)	-1.020*** (0.214)	-1.085*** (0.357)	-2.550*** (0.721)	-1.496* (0.794)	-0.445 (0.293)	-0.811 (0.548)	-0.341 (0.245)
Democracy score (log)	-0.793** (0.357)	-1.352* (0.750)	-0.963 (0.586)	-1.496 (1.046)	-3.242 (2.349)	-1.579 (2.928)	-0.341 (0.436)	-0.279 (0.792)	0.333 (0.637)
Presidential system	-0.127 (0.151)	-0.238 (0.312)	-0.239 (0.306)	0.0719 (0.238)	0.222 (0.507)	0.0223 (0.572)	0.0301 (0.196)	-0.0716 (0.316)	0.128 (0.185)
Majoritarian Election	-0.0696 (0.185)	-0.330 (0.382)	-0.129 (0.311)	-0.400 (0.339)	-1.017 (0.713)	-0.404 (0.786)	0.422 (0.347)	0.640 (0.643)	0.386 (0.323)
English legal origin	0.0124 (0.199)	0.265 (0.411)	0.168 (0.429)	0.124 (0.322)	0.609 (0.739)	0.293 (0.823)	-0.233 (0.401)	-0.542 (0.707)	0.238 (0.356)
French legal origin	-0.263* (0.139)	-0.505* (0.297)	-0.657** (0.289)	-0.128 (0.216)	-0.108 (0.461)	-0.572 (0.519)	0.0780 (0.232)	-0.00428 (0.517)	0.146 (0.236)
Oil exports/total exports	0.126*** (0.0304)	0.265*** (0.0577)	0.0979* (0.0544)	0.129 (0.0757)	0.295 (0.172)	0.145 (0.244)	0.0651 (0.0583)	0.0884 (0.125)	0.00203 (0.0456)
Trade openness	0.0844 (0.141)	0.181 (0.305)	0.190 (0.231)	-0.138 (0.251)	-0.390 (0.592)	-0.230 (0.467)	0.125 (0.192)	0.153 (0.364)	0.652** (0.213)
Protestant share	-0.766* (0.425)	-1.543* (0.881)	-1.888*** (0.632)	-1.126* (0.596)	-2.423* (1.137)	-2.190 (1.267)	0.913* (0.500)	2.468** (1.036)	1.106 (0.933)
Ethnic fractionalization	-0.0608 (0.296)	-0.335 (0.612)	-0.404 (0.647)	-0.413 (0.430)	-1.219 (0.965)	-0.286 (1.089)	0.0468 (0.381)	0.0900 (0.823)	-0.947 (0.647)
Press freedom	-0.329** (0.137)	-0.830*** (0.294)	-0.0948 (0.208)	-0.110 (0.234)	-0.250 (0.473)	0.116 (0.458)	-0.390 (0.255)	-1.042* (0.552)	-0.429 (0.262)
Latin America Dummy	0.0151 (0.339)	-0.168 (0.735)	-0.611 (0.550)	-1.299** (0.548)	-3.049** (1.113)	-1.837 (2.151)	0.286 (0.527)	0.407 (0.963)	0.287 (0.569)
North America Dummy	0.468 (0.307)	0.776 (0.680)	0.182 (0.517)	0.645 (0.608)	1.065 (1.166)	0.587 (1.863)	0.446 (0.479)	0.820 (0.933)	0.365 (0.453)
Asia Dummy	-0.0876 (0.224)	-0.572 (0.466)	-0.980** (0.450)	-0.124 (0.558)	-0.721 (1.075)	-0.138 (1.788)	0.161 (0.414)	0.134 (0.869)	-0.427 (0.621)
Europe Dummy	0.251 (0.219)	0.483 (0.455)	-0.466 (0.541)	-0.00351 (0.456)	-0.0320 (0.887)	-0.00862 (1.830)	0.638 (0.534)	1.036 (1.078)	0.409 (0.592)
Observations	62	62	58	31	31	30	31	31	28
Adjusted R^2	0.830	0.835	0.677	0.708	0.756	0.366	0.385	0.266	0.457

The table shows the results of OLS regressions using the full sample of countries in the first three columns. In the middle three columns, we show results for a subsample of countries with above average legal systems and the last three columns the results for countries with below average legal systems. The dependent variable is the corruption measure from the World Bank in regressions (1,4,7); the corruption index from Transparency International in regressions (2,5,8); and the corruption measure from the International Country Risk Guide in regressions in (3,6,9). The regressions add press freedom as a further control variable. Detailed definitions of all variables are provided in Table 2 of the paper. Robust standard errors are shown in parentheses.

* $p < 0.10$, ** $p < 0.05$, *** $p < 0.01$

References

- Acemoglu, Daron and James A. Robinson**, *Why Nations Fail: The Origins of Power, Prosperity, and Poverty*, Crown Publishing Group (NY), 2012.
- , – , and **Ragnar Torvik**, “Why Do Voters Dismantle Checks and Balances?,” July 2012. Working Paper.
- Alesina, Alberto, Arnaud Devleeschauwer, William Easterly, Sergio Kurlat, and Romain Wacziarg**, “Fractionalization,” *Journal of Economic Growth*, 2003, 8 (2), pp. 155–194.
- Alt, James, Ethan Bueno de Mesquita, and Shanna Rose**, “Disentangling Accountability and Competence in Elections: Evidence from U.S. Term Limits,” *Journal of Politics*, 2011, 73 (01), 171–186.
- Barro, Robert J.**, “The Control of Politicians: An Economic Model,” *Public Choice*, 1973, 14, 19–42.
- Besley, Timothy and Torsten Persson**, *Pillars of Prosperity: The Political Economics of Development Clusters*, Princeton, 2011.
- Bonaglia, Federico, Jorge Braga de Macedo, and Maurizio Bussolo**, “How Globalization Improves Governance,” CEPR Discussion Papers 2992, C.E.P.R. Discussion Papers October 2001.
- Brunetti, Aymo and Beatrice Weder**, “A free press is bad news for corruption,” *Journal of Public Economics*, 2003, 87 (7-8), 1801–1824.
- Chafetz, Josh**, *Democracy’s privileged few: legislative privilege and democratic norms in the British and American constitutions*, Yale University Press, 2007.
- Chowdhury, Shyamal K.**, “The effect of democracy and press freedom on corruption: an empirical test,” *Economics Letters*, 2004, 85 (1), 93 – 101.
- Dal Bó, Ernesto, Pedro Dal Bó, and Rafael Di Tella**, “Plata O Plomo?": Bribe and Punishment in a Theory of Political Influence,” *American Political Science Review*, 2006, 100 (1), 41–53.
- Darling, Juanita**, “Salvadoran Legislator’s Immunity Upheld,” *Los Angeles Times*, Nov 25 2000. "<http://articles.latimes.com/2000/nov/25/news/mn-57064>".
- Diermeier, Daniel and Timothy J. Feddersen**, “Cohesion in Legislatures and the Vote of Confidence Procedure,” *American Political Science Review*, 1998, 92 (3), 611–621.
- Donadio, Rachel and Niki Kitsantonis**, “Corruption Case Hits Hard in a Tough Time for Greece,” *The New York Times*, May 2 2012. "<http://www.nytimes.com/2012/05/03/world/europe/akis-tsochatzopoulos-corruption-case-hits-hard-in-greece.html?pagewanted=all>".
- D.R.**, “Impunity in Mexico: No fuero,” *The Economist*, Sep 24 2010. "http://www.economist.com/blogs/americasview/2010/09/impunity_mexico".
- Easterly, William and Ross Levine**, “Africa’s growth tragedy: policies and ethnic divisions,” *The Quarterly Journal of Economics*, 1997, 112 (4), 1203–1250.
- Elkins, Zachary, Tom Ginsburg, and James Melton**, “The Comparative Constitutions Project: A Cross-National Historical Dataset of Written Constitutions,” 2007.
- Ferejohn, John**, “Incumbent Performance and Electoral Control,” *Public Choice*, 1986, 50 (1/3), 5–25.
- Fisman, Raymond and Edward Miguel**, “Corruption, Norms, and Legal Enforcement: Evidence from Diplomatic Parking Tickets,” *Journal of Political Economy*, December 2007, 115 (6), 1020–1048.
- and **Roberta Gatti**, “Decentralization and corruption: evidence across countries,” *Journal of Public Economics*, March 2002, 83 (3), 325–345.
- Freille, Sebastian, M. Emranul Haque, and Richard Kneller**, “A contribution to the empirics of press freedom and corruption,” *European Journal of Political Economy*, 2007, 23 (4), 838 – 862.

- Geesteranus, G. W. Maas**, “Report on the Regime of Parliamentary Immunity,” Jun 1996. European Commission for Democracy through Law, CDL-INF (96) 7.
- Gurgur, Tugrul and Anwar Shah**, “Localization and corruption: panacea or pandora’s box?,” 2005. Working Paper.
- Hanssen, F. Andrew**, “Is There a Politically Optimal Level of Judicial Independence?,” *American Economic Review*, 2004, 94 (3), 712–729.
- Herzfeld, Thomas and Christoph Weiss**, “Corruption and legal (in)effectiveness: an empirical investigation,” *European Journal of Political Economy*, 2003, 19 (3), 621 – 632.
- Hoppe, Tilman**, “Public Corruption: Limiting Criminal Immunity of Legislative, Executive and Judicial Officials in Europe,” *Vienna Journal on International Constitutional Law*, Dec 2011, 5 (4), 538–549.
- Huber, John D.**, “The Vote of Confidence in Parliamentary Democracies,” *American Political Science Review*, 1996, 90 (2), 269–282.
- Jain, Arvind K.**, “Corruption: A Review,” *Journal of Economic Surveys*, 2001, 15 (1), 71–121.
- Koçan, Gürcan and Simon Wigley**, “Democracy and the politics of parliamentary immunity in Turkey,” *New perspectives on Turkey*, 2005, (33), 121–143.
- La Porta, Rafael, Florencio Lopez de Silanes, and Andrei Shleifer**, “The Economic Consequences of Legal Origins,” *Journal of Economic Literature*, 2008, 46 (2), pp. 285–332.
- , – , – , and **Robert Vishny**, “The quality of government,” *Journal of Law, Economics, and organization*, 1999, 15 (1), 222–279.
- Lambsdorff, Johann Graf**, “Causes and consequences of corruption: What do we know from a cross-section of countries?,” in Susan Rose-Ackerman, ed., *International handbook on the economics of corruption*, Edward Elgar Publishing, 2006, chapter 1.
- Lederman, Daniel, Norman V. Loayza, and Rodrigo R. Soares**, “Accountability and Corruption: Political Institutions Matter,” *Economics and Politics*, 2005, 17 (1), 1–35.
- Lizzeri, Alessandro and Nicola Persico**, “The Provision of Public Goods under Alternative Electoral Incentives,” *American Economic Review*, 2001, 91 (1), 225–239.
- Maingot, J.P. Joseph**, *Politicians Above the Law*, Baico Publishing, 2012.
- Manow, Philip**, *In the King’s Shadow*, Polity Press, 2010.
- Maskin, Eric and Jean Tirole**, “The Politician and the Judge: Accountability in Government,” *American Economic Review*, September 2004, 94 (4), 1034–1054.
- Mauro, Paolo**, “Corruption and Growth,” *The Quarterly Journal of Economics*, 1995, 110 (3), 681–712.
- McGee, Simon**, *Rules on Parliamentary Immunity in the European Parliament and the Member States of the European Union*, European Centre for Parliamentary Research and Documentation, 2001.
- Myerson, Roger B.**, “Effectiveness of Electoral Systems for Reducing Government Corruption: A Game-Theoretic Analysis,” *Games and Economic Behavior*, 1993, 5 (1), 118–132.
- Myttenaere, Robert**, “The Immunities of Members of Parliament,” in “Constitutional and Parliamentary Information,” Vol. 175 Association of Secretaries General of Parliaments Sep 1998.
- North, Douglass C.**, *Institutions, Institutional Change and economic performance*, Cambridge University Press, 1990.
- Panizza, Ugo**, “Electoral Rules, Political Systems, and Institutional Quality,” *Economics and Politics*, 2001, 13 (3), 311–342.
- Persson, Torsten and Guido Tabellini**, *The economic effects of constitutions*, MIT Press, 2003.

- **and** –, “Constitutional Rules and Fiscal Policy Outcomes,” *American Economic Review*, 2004, *94* (1), 25–45.
- , – , **and Francesco Trebbi**, “Electoral Rules and Corruption,” *Journal of the European Economic Association*, 2003, *1* (4), 958–989.
- , **Gérard Roland, and Guido Tabellini**, “Comparative Politics and Public Finance,” *Journal of Political Economy*, 2000, *108* (6), 1121–1161.
- Reddy, Karthik, Moritz Schularick, and Vasiliki Skreta**, “Documentation of Immunity Coding: Criminal Immunity Provisions in 73 Democratic Countries,” Technical Report, Harvard Law School, University of Bonn and New York University 2013.
- , – , **and** –, “Guide to Immunity Coding,” Technical Report, Harvard Law School, University of Bonn and New York University 2013.
- Rose-Ackerman, Susan**, *Corruption and government: Causes, consequences, and reform*, Cambridge University Press, 1999.
- Smart, Michael and Daniel M. Sturm**, “Term Limits and Electoral Accountability,” CEP Discussion Papers 770, Centre for Economic Performance, LSE Dec 2006.
- Stephenson, Matthew C. and Jide O. Nzelibe**, “Political Accountability Under Alternative Institutional Regimes,” *Journal of Theoretical Politics*, April 2010, *22* (2), 139–167.
- Suphachalasai, Suphachol**, “Bureaucratic Corruption and Mass Media,” Environmental Economy and Policy Research Working Papers 05.2005, University of Cambridge, Department of Land Economics 2005.
- Tavares, José**, “Does foreign aid corrupt?,” *Economics Letters*, 2003, *79* (1), 99 – 106.
- Treisman, Daniel**, “The causes of corruption: a cross-national study,” *Journal of Public Economics*, June 2000, *76* (3), 399–457.
- , “What Have We Learned About the Causes of Corruption from Ten Years of Cross-National Empirical Research?,” *Annual Review of Political Science*, 2007, *10*, 211–244.
- Van der Hulst, Marc**, *The parliamentary mandate: a global comparative study*, Inter-Parliamentary Union, 2000.
- Wigley, Simon**, “Parliamentary Immunity: Protecting Democracy or Protecting Corruption?,” *Journal of Political Philosophy*, 2003, *11* (1), 23–40.
- , “Parliamentary Immunity in Democratizing Countries: The Case of Turkey,” *Human Rights Quarterly*, 2009, *31* (3), pp. 567–591.