

Gächter, Simon; Riedl, Arno

Working Paper

Moral Property Rights in Bargaining with Infeasible Claims

Tinbergen Institute Discussion Paper, No. 03-055/1

Provided in Cooperation with:

Tinbergen Institute, Amsterdam and Rotterdam

Suggested Citation: Gächter, Simon; Riedl, Arno (2003) : Moral Property Rights in Bargaining with Infeasible Claims, Tinbergen Institute Discussion Paper, No. 03-055/1, Tinbergen Institute, Amsterdam and Rotterdam

This Version is available at:

<https://hdl.handle.net/10419/85852>

Standard-Nutzungsbedingungen:

Die Dokumente auf EconStor dürfen zu eigenen wissenschaftlichen Zwecken und zum Privatgebrauch gespeichert und kopiert werden.

Sie dürfen die Dokumente nicht für öffentliche oder kommerzielle Zwecke vervielfältigen, öffentlich ausstellen, öffentlich zugänglich machen, vertreiben oder anderweitig nutzen.

Sofern die Verfasser die Dokumente unter Open-Content-Lizenzen (insbesondere CC-Lizenzen) zur Verfügung gestellt haben sollten, gelten abweichend von diesen Nutzungsbedingungen die in der dort genannten Lizenz gewährten Nutzungsrechte.

Terms of use:

Documents in EconStor may be saved and copied for your personal and scholarly purposes.

You are not to copy documents for public or commercial purposes, to exhibit the documents publicly, to make them publicly available on the internet, or to distribute or otherwise use the documents in public.

If the documents have been made available under an Open Content Licence (especially Creative Commons Licences), you may exercise further usage rights as specified in the indicated licence.



TI 2003-055/1

Tinbergen Institute Discussion Paper

Moral Property Rights in Bargaining with Infeasible Claims

Simon Gächter¹

Arno Riedl²

¹ *CESifo, and University of St. Gallen,*

² *Faculty of Economics and Econometrics, University of Amsterdam, and Tinbergen Institute.*

Tinbergen Institute

The Tinbergen Institute is the institute for economic research of the Erasmus Universiteit Rotterdam, Universiteit van Amsterdam, and Vrije Universiteit Amsterdam.

Tinbergen Institute Amsterdam

Roetersstraat 31

1018 WB Amsterdam

The Netherlands

Tel.: +31(0)20 551 3500

Fax: +31(0)20 551 3555

Tinbergen Institute Rotterdam

Burg. Oudlaan 50

3062 PA Rotterdam

The Netherlands

Tel.: +31(0)10 408 8900

Fax: +31(0)10 408 9031

Please send questions and/or remarks of non-scientific nature to driessen@tinbergen.nl.

Most TI discussion papers can be downloaded at <http://www.tinbergen.nl>.

MORAL PROPERTY RIGHTS IN BARGAINING WITH INFEASIBLE CLAIMS*

Simon Gächter[‡] and Arno Riedl[§]

This version: May 2003

Abstract

In many business transactions, in labor-management relations, in international conflicts, and welfare state reforms bargainers hold strong entitlements that are often generated by claims that are not feasible any more. These entitlements seem to considerably shape negotiation behavior. By using the novel setup of a ‘bargaining with claims’ experiment we provide new systematic evidence tracking the influence of entitlements and obligations through the whole bargaining process. We find strong entitlement effects that shape opening offers, bargaining duration, concessions and reached (dis-)agreements. We argue that entitlements constitute a ‘moral property right’ that is influential independent of negotiators’ legal property rights.

JEL Classification Number: A12, D63, C78, C92

Keywords: Moral property rights, fairness judgments, bargaining with claims, self-serving bias

[‡]CESifo and University of St. Gallen, FEW-HSG, Varnbuelstrasse 14, CH-9000 St. Gallen, Switzerland. email: simon.gaechter@unisg.ch

[§]University of Amsterdam, CREED, Faculty of Economics and Econometrics, Roetersstraat 11, NL-1018 WB Amsterdam, The Netherlands, e-mail: a.m.riedl@uva.nl

I. Introduction

In many negotiations bargainers seem to bring strong entitlements to the bargaining table. These entitlements often root in historical claims, custom, or the status quo. By drawing on many examples both from the laboratory and the policy arena, Zajac [1995, p. 121], for instance, argues that the “sense of ownership in the status quo is a commonplace phenomenon. Feelings about the justness of such ownership rights may swamp feelings that equality should prevail.”

Entitlements are also important in ordinary business relations, in wage arbitration (Bazerman [1985]) and wage setting (Hicks [1974, p.63]). For instance, in their seminal paper, Kahneman, Knetsch and Thaler [1986, p. 729] provide survey evidence that many business transactions are characterized by a “principle of *dual entitlement*, which governs community standards of fairness: Transactors have an entitlement to the terms of the reference transaction, and firms are entitled to their reference profit” (italics in original).

In many real world negotiations the entitlements that negotiators bring to the bargaining table are mutually infeasible, however. The long-lasting Israeli-Palestinian conflict is a prominent example where mutually infeasible claims - in this case on pieces of land - shape entitlements [e.g. Feith, 1993]. There is also evidence that the welfare state has generated important entitlements of different groups that under changed economic conditions may be mutually infeasible but determine attitudes on necessary reforms (e.g., Lindbeck [1995]; Romer [1996]; Boeri, Börsch-Supan, and Tabellini [2001]). Mutually infeasible entitlements also strongly influence wage negotiations in companies under economic strain (more on this below).

This paper takes up this issue and studies negotiations where entitlements may be mutually infeasible. We do this by way of controlled laboratory experiments investigating a bargaining problem under infeasible claims and the derived entitlements. For the purposes of our paper Schlicht [1998, p. 24] provides a very succinct definition of an entitlement, and its counterpart, an obligation:

“Entitlements are rights, as perceived by the individual. They are not, however, abstract legal rights. Rather they denote the *subjectively perceived rights* that go along with a motivational disposition to defend them. Obligations are the counterparts of entitlements. They refer to claims of others that are *subjectively accepted*, and go along with a motivational disposition to respect these claims” (italics added).

To study the role of entitlements in negotiations we introduce a novel experimental two-person ‘bargaining with infeasible claims’ setup. It is inspired by the class of ‘bargaining problems with claims’ mainly studied in (cooperative and axiomatic) game theory. A bargaining problem with claims is a standard bargaining problem [Nash, 1950] enriched with a ‘claims point’, i.e., a claim on a certain share of the pie that lies *outside* the feasible bargaining set (see O’Neill [1982] for the seminal paper on such problems).

Chun and Thomson [1992, p. 20] characterize the meaning of claims by an example of a labor-management negotiation: “(...) labor and management come to the negotiation table with certain expectations, or with certain claims. (...) the claims may represent commitments made to the agents in earlier negotiations which, because of changes in the industry that may have adversely affected the feasible set of the firm, cannot all be honored any more”. A prominent real-world example for the relevance of this kind of bargaining problem are the wage cut negotiations between United Airlines and the unions representing its employees in fall 2002 and spring 2003. These negotiations were necessary because of the threat of bankruptcy United Airlines was facing at this time. They led to (temporary) wage cuts that were quite different for different groups of employees. It ranged from 29 percent for the high-salary pilots to 9 percent for the relatively low-paid flight attendants (Corfman and Schmeltzer [2002]).¹

In our experiment we model the bargaining problem with claims as follows. Subjects first acquire claims in a competitive task. With a certain probability these claims are actually paid out to the subjects. With the remaining probability subjects are told that due to exogenous circumstances the claims are *not feasible* any more and that they have to negotiate an agreement in a completely symmetric free-form bargaining over a computer net. In case they fail to reach an agreement, they earn nothing. Our bargaining with infeasible claims setup is thus a stylized representation of the above examples. To learn about the entitlement bargainers derive from the infeasible claims, negotiators, before they start to bargain, are asked *in private* what they think a fair settlement from the vantage point of a neutral arbitrator is.

This research design allows us to study several important issues. First, we can investigate which entitlements bargainers actually derive from the infeasible claims. Second, since entitlements are subjectively held fairness judgments, it is likely, as argued above, that they are not consistent in the sense that all entitlements can be satisfied without some curtailment by at least one bargaining party. Our experimental design

¹We owe this example to a commentator on an early version of the paper.

allows us to track the impact of (mutually infeasible) entitlements through the whole negotiation process – from the opening offers, the concessions and bargaining duration, to the reached agreements, and disagreements.

Previous experiments, exploring bargaining behavior in symmetric free-form bargaining games without claims, have shown that in such games agreements almost unanimously implement the equal split. By contrast, we find that the infeasible claims strongly reflect entitlements and obligations. A particularly interesting finding is that players with a lower claim feel very much obliged to accept a lower share of the surplus. Our results also add new evidence to the bargaining literature: We find that (i) in addition to strategic considerations, *opening offers* also strongly reflect the entitlements and obligations; (ii) tensions in entitlements held by the negotiators tend to prolong negotiations and are a significant reason for the often-observed ‘*deadline effect*’ of last-minute agreements; (iii) entitlements shape the *concessions* that are necessary to strike an agreement; and (iv) reached *agreements* are highly correlated with the entitlements and obligations.

From a purely theoretical point of view the free-form bargaining game with claims exhibits many equilibria. An axiomatic analysis provides arguments for several solutions each giving different outcomes for the same claims (see Thomson [2003] for an overview). When viewing the (last few seconds of) the free-form bargaining as a Nash-demand game even every efficient allocation of the surplus can be sustained by a non-cooperative Nash equilibrium (see, e.g., van Damme [1991]). Because there are many equilibrium outcomes many variables can provide a correlation device that promotes agreement and influences how the surplus is shared. Our study is the first to show that entitlements derived from infeasible claims are such an effective device that strongly and systematically influences the whole negotiation process.

Because entitlements complement legal property rights, it is useful to term them a ‘moral property right’. Yet, a legal property right is often asymmetric in that one person holds it and another does not. Thus, the moral property right that comes with a legal property right is likely to be confounded with strategic aspects of the latter. The advantage of our setup is that it highlights a situation where the legal property rights are completely symmetric, once negotiations have to take place. Hence, in our experiment, any entitlement people derive from the infeasible claims cannot be confounded with strategic aspects of the legal property right. Our findings suggest, therefore, that entitlements indeed constitute a moral property right that exists *independently* of the legal property rights.

II. Experimental Setup

The main purpose of our study is to investigate how entitlements derived from infeasible claims shape negotiations. Therefore, our experimental design consists of three ingredients: (i) negotiations in a ‘bargaining with claims’ experiment, (ii) the implementation of claims, and (iii) the measurement of entitlements. A sample copy of the instructions is available at <http://www.fee.uva.nl/creed/pdffiles/InstrToMPRBIC.pdf>.

A. Features of the Experimental Design

The ‘bargaining with claims’ environment. At the beginning of the experiment subjects were randomly and anonymously paired and introduced to the bargaining problem. To make the experimental task cognitively easy and to enhance the perceived symmetry of bargaining roles, we cast the bargaining as one between two ‘heads of departments’ in a hypothetical firm that consists of two departments.² Subjects were told that in this firm the total budget available for both salaries is 2490 ‘points’. (In the experiments 1 point was worth 0.1 Austrian Schillings (ATS). Hence, the salary budget was worth ATS 249.- ($\approx \text{€ } 18.10 \approx \text{£ } 12.50$).) The instructions said that the firm’s previous policy always has been to grant the better-performing head of department a higher share of the total salary budget (1660 points) than the lower-performing head of department (830 points). However, there is now the *possibility* that – due to exogenous factors beyond the control of the firm – economic conditions for the firm become worse and the salary budget will have to be cut to 2050 points. The firm states that, should this case materialize, it will not impose any sharing of the new salary budget onto the managers. Instead the firm asks the heads of departments to bargain among themselves to reach an agreement of how to split the new salary budget. If they reach an agreement it is implemented and each head of department will receive the agreed share. The subjects were also told that they are ‘fired’, i.e., will not earn any money in the experiment except the promised show-up fee should they fail to reach an agreement.

²Pilot experiments with a completely context-free framing revealed that many subjects found the experiment too artificial. For example, one participant said that he had problems to seriously think about and engage in the bargaining because of the artificiality of the whole setup. Such a reaction is completely in line with findings in cognitive psychology that highlight that reasoning without context is very hard (see, e.g., Ortmann and Gigerenzer [1997]). Another advantage of the explicit framing is that it increases control over the context. If the experiment is context free, subjects may try to find similarities to their experiences outside the lab, which are beyond the control of the experimenter. For these reasons we decided to put the experiment into the context of a mildly framed hypothetical firm bargaining problem.

In case the salary budget does not shrink, the bargaining partners are paid according to the previous wage policy: the manager with the better performance will receive a salary of 1660 points, whereas the manager with the inferior performance will receive a salary of 830 points. Whether the salary budget is 2490 or 2050 is determined by chance.

Notice that this story — in the case where the salary budget shrinks — depicts a bargaining with (infeasible) claims problem. In the case where the lower salary budget becomes relevant, the sum of both ‘claims’ (read ‘historically implemented sharing of the salary budget’) lies outside the bargaining set. The disagreement payoff of the bargaining problem is $(0, 0)$.

The implementation of claims. In the experiments we explained the ‘performance measurement’ as follows:

“In this experiment performance will be measured with a **general knowledge quiz**. The department head who gives correct answers to a greater number of questions than the other department head has shown the better performance, and has therefore, given the firm’s previous policy, earned a salary claim of 1660 points. The department head with the lower performance previously received a salary of 830 points.”

The ‘general knowledge quiz’ consisted of sixteen questions from a variety of fields, including astronomy, history, sports, music, politics, etc. We were very careful to select questions that students with a high school degree should in principle be able to answer, and that subjects would recognize as testing their high school knowledge. The knowledge quiz was a multiple choice test with five possible choices and only one correct answer. All subjects had to answer the same questions. They had eight minutes to answer the questions. Unanswered questions were counted as wrong answers.³ Subjects were informed about this.

After the quiz we told the subjects which of the two bargaining partners did better in the knowledge quiz. We only informed them about the *rank* of their performance and not about the actual number of correct answers. Apart from simplicity reasons, we wanted to hold the claims constant across subjects and between bargaining pairs.

³Previous research suggests that a knowledge quiz is indeed viewed as representative of true desert (see e.g., Hoffman, McCabe, Shachat and Smith [1994]; Clark [1998]; Ball and Eckel [1998]; Ball, Eckel, Grossman and Zame [2001]).

Recall from the description of our bargaining problem that a chance move determines whether the salary budget shrinks to 2050 points or stays at 2490 points, where the latter outcome implies that the claims according to the knowledge quiz are actually paid out. In the experiment the chance move was implemented as follows. After subjects were informed about the rank of their performance, each bargaining partner in a dyad had to roll a six-sided die. It was explained that the claims would be actually paid out if the sum of the numbers of both dice was greater or equal to eleven. If the sum of the dice numbers was smaller than 11, the bargaining partners had to bargain over how to split the new salary budget of 2050 points.

The reason why we implemented this chance procedure was to make the claims a potential payment in the experiment. This gave the subjects an incentive to see the knowledge quiz as an important part of the experiment. On the other hand, our main research interest is to investigate the impact of perceived entitlements on bargaining outcomes. Therefore, we set the probability that bargaining actually had to take place to 11/12.

In this context it is important to notice that in the bargaining over the reduced salary budget any entitlement effect can only be of a psychological nature. Moreover, differences in the perceived entitlement cannot be due to any self-serving assessment of roles, since bargaining roles are completely symmetric. Our framing of the experimental task as a negotiation of two department heads was chosen to maximize the likelihood that subjects perceive their roles as being completely symmetric, apart from the difference in performance in the knowledge quiz.

Measurement of entitlements. All subjects in the experiment had to answer the following question (adapted from Babcock, Loewenstein, Issacharoff and Camerer [1995]):

“According to your opinion, what would — in case of the bad economic condition for the firm — be a ‘fair’ distribution of the salaries from the vantage point of a non-involved **neutral arbitrator**? (Please use **exact amounts**; no intervals! **The amounts have to sum up to 2050 points!**)” (*emphasis in original.*)

In the remainder we will refer to this question as the ‘arbitrator question’. The fairness judgments we receive as answers to this arbitrator question inform us on the perceived entitlements and obligations of our subjects. In the results part of the paper, we will link the fairness judgments to the negotiation behavior.

B. Experimental Procedures

Table 1 summarizes the sequence of events. After subjects arrived at the lab, we randomly allocated them to computer booths, which were located in two different rooms. Each subject’s bargaining partner always was in the other room. Subjects first read the experimental instructions that introduced them to the bargaining problem and the performance measurement. After subjects had finished reading the instructions they answered the knowledge quiz and rolled the dice to determine whether the claims will be paid out or whether they have to bargain over 2050 points. In case the dice determined that the claims will be paid out, we told the pairs to bargain *hypothetically* over the sharing of 2050 points. We ensured the subjects that they will receive their claims regardless of the outcome in the hypothetical bargaining.⁴ Only right before the start of the negotiations we announced the arbitrator question. We told the subjects that no other participant of the experiment will be informed about their answer to this arbitrator question.

The bargaining was free-form, i.e., there was no fixed bargaining protocol (see, e.g., Roth and Murnighan [1982]). Bargaining was conducted over the computer net with the help of the experimental software “Rabbit” developed by Brandel [1998]. The negotiators were allowed to make any (non-negative) proposal as long as the sum of shares was smaller or equal to 2050 points. Subjects also had the possibility to send messages along with a proposal (as long as these messages did not contain threats or did reveal the identity of the sender, which was checked by an experimenter). Mere messages without a proposal were not possible. The negotiators had 15 minutes to reach an agreement. The instructions told the subjects that in case they fail to reach an agreement or exceed the strict time limit of 15 minutes (900 seconds) they will earn nothing from this experiment, except their show-up fee. Hence, the ‘threat point’ in this experiment was $(0,0)$. Random pairing, anonymity, duration and disagreement payoffs were common knowledge.

The main reason for choosing free-form bargaining with a symmetric threat point was that it made the bargaining partners *strategically equally strong*. By avoiding obvious ‘first (or last) mover advantages’ as well as any other exogenously induced strategic differences the potential that strategic effects confounds possible entitlement

⁴This procedure ensured that no bargaining pair left earlier than the others, which would have been technically difficult and disturbed the experiment. Moreover, the comparison of hypothetical and real bargaining allows us to check the importance of monetary incentives for the bargaining outcome. However, we actually observed only one pair that had to bargain hypothetically.

TABLE 1 — SEQUENCE OF EVENTS

1.	Reading of instructions
2.	Quiz determines claims and subjects are informed about them (1660 points for “winner” 830 points for “loser”)
3.	Nature determines whether claims are paid out or if bargaining over 2050 points takes place
4.	Arbitrator question
5.	Free-form bargaining over 2050 points (max. 900 sec.)
6.	Post-experimental questionnaire
7.	A further experiment*
# of pairs	45

Note: *... this was another bargaining experiment; to save on space we do not report on it here. Importantly, till the end of step 6 subjects did not know that there will be another experiment.

effects was minimized. Additionally, compared to a strict bargaining protocol free-form bargaining gives more freedom to the negotiators, e.g. in the timing and the number of offers. This made it easier to observe potential claim-specific behavioral patterns during the bargaining process.

After the bargaining we administered a questionnaire which asked the subjects a couple of questions about their socio-economic characteristics, their motives in the experiment, and their attitudes towards the quiz and the claims.

We conducted the experiments in the computerized lab of the Institute for Advanced Studies in Vienna. Ninety subjects participated in eight experimental sessions. Our subjects were first year undergraduate students of law, business administration and computer science. Each session lasted approximately 75 minutes. The average earning (including a show-up fee of ATS 70.-) per subject was approximately ATS 170.- ($\approx \text{€ } 12.50 \approx \text{£ } 8.55$).

III. Results

We will first set the stage by presenting the results of the fairness judgments according to the arbitrator question. Then we will move on to first explain the bargaining process (opening offers, bargaining duration, and concessions), and then the agreements and disagreements as a function of the entitlements.

For convenience, we will in the remainder of the paper refer to the subject with the claim of 1660 (830) as the ‘winner’ (‘loser’) of the performance quiz. Moreover, we will adopt the convention to express all allocations in ‘winner shares’, i.e. the share of the total pie of 2050 that goes to the ‘winner’ of the quiz, regardless whether this proposed allocation was made by a winner or a loser.

A. The entitlements

“*What is fairness? Well, unless you are going to take the position that everyone should earn the same thing, fairness is going to be arbitrary.*”

W. Buckley [*Tucson Citizen*, 3/17 1992], quoted after Zajac [1995, p. 101].

From an *ex ante* point of view, there are at least two natural ‘focal points’ in our bargaining with claims experiment once negotiations are necessary. If negotiators perceive the claims as irrelevant, a likely focal point given the strategic symmetry of bargaining partners is the *equal split* of the reduced pie. In contrast, if subjects – in light of Schlicht’s [1998] definition – perceive the infeasible claims as having created perfectly legitimate entitlements and obligations on a particular share of the pie, a second focal point is the *proportional split* according to the claims. The proportional split would entitle the winner to a share of $2/3$, which the loser would feel obliged to accept. A loser would then only be entitled to a share of $1/3$ of the reduced pie of 2050 points.⁵ Thus, we take an observation that fairness assessments are close to the equal split as evidence against the importance of a claim-related entitlement effect; fairness judgments that give the winner more than the equal split – and in particular in the vicinity of the proportional split – would suggest a strong entitlement effect.

However, entitlements may also be *role-specific* in that winners and losers arrive at different fairness judgments. For example, it is well known from psychological research that people tend to attribute their success to their skill but believe that failures are largely due to bad luck (see Zuckerman [1979]).⁶ If losers attribute their low claims to

⁵In our bargaining problem the two focal points can also be derived from normative solution concepts of cooperative bargaining games (see Thomson [2003] for a survey). Konow’s [1996, 2000, 2001] “accountability principle” also predicts the proportional split. In our context the accountability principle demands that the entitlement is proportionate to the performance in the knowledge quiz and that bargainers are not held responsible for the bad luck of having to negotiate over a reduced pie. See also the closely related concept of equity theory [Selten, 1978], or Zajac’s [1995, Chap. 10] discussion of “The Formal Principle of Distributive Justice”.

⁶Indeed, we find evidence for such an attitude among our subjects. In our post-experimental questionnaire we asked the subjects to express on a 7-point scale the degree of their agreement with two

TABLE 2 — SUMMARY STATISTICS OF FAIRNESS JUDGMENTS

	ARBITRATOR QUESTION	
Definition	“According to your opinion, what would be a ‘fair’ distribution of salaries from the vantage point of a non-involved neutral arbitrator? ”	
Variable	Fair distribution (in ‘winner share’)	
Admissible range	0 to 100 percent	
	N=90	
	Mean	Std. dev.
Winner	64.0	6.21
Loser	61.6	6.78
Combined	62.8	6.58
Difference	2.5*	(0.059)#

Note: * significance at the 10%-level; # Mann-Whitney test: p-value in parentheses, one-sided test.

bad luck and winners to their skills they may regard the equal split or the proportional split, respectively, as the fair outcome.

Thus, there are a couple of competing hypotheses about people’s fairness judgments and perceived entitlements. Our first main result records the evidence.

Result 1. *We find a strong entitlement effect in the fairness judgments with the proportional split according to the claims being the empirically predominant focal point. We also observe that the fairness judgments are role-dependent.*

Table 2 and Figure 1 show that the average judgment of the fair settlement is strongly skewed away from the equal split toward the proportional split. The average perceived fair share was 62.8 percent.⁷ As Figure 1 shows, only a few people thought that the equal split is the fair settlement in the eyes of an arbitrator; almost all people believed that a fair settlement entitles the winner to considerably more than half of the surplus. A relative majority of people believed that the fair sharing is a split of the reduced pie in proportion to the claims. A test of proportions confirms that the fraction

⁷The fairness judgments do not differ according to gender, age, income, and field of study of the respondents (all p -values are at least 0.20).

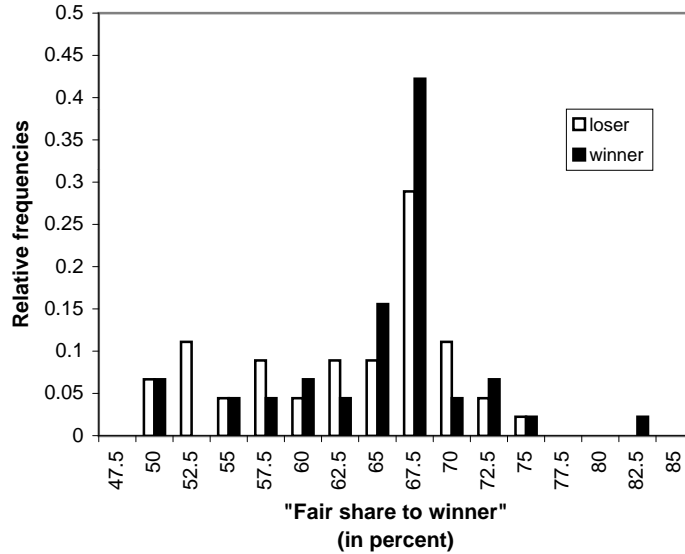


FIGURE 1. DISTRIBUTION OF FAIRNESS JUDGMENTS

of people who believed that the proportional split is fair is significantly higher than the share of people who considered the equal split as being fair ($p < 0.001$, two-sided). Thus there can be no doubt that our subjects derived a strong entitlement from the infeasible claims.

Figure 1 also shows some differences in fairness judgments between winners and losers. On average the winners thought that the fair share to the winner according to the arbitrator question is 64.0 percent, whereas the losers thought that on average the fair share is 61.6 percent. This relatively small difference in fairness judgments is only weakly significant ($p = 0.078$, two-sided t-test) and suggests a surprisingly weak self-serving bias (e.g., Babcock et al. [1995]).⁸ It also indicates an important role for losers' obligations, the counterpart of winners' entitlements.

B. The Role of Entitlements in the Bargaining Process

Although it is remarkable that *losers* thought they are entitled to less than 40 percent, one may object that such fairness judgments are vacuous statements. Moreover, the definitions of entitlements and obligations demand that people have a motivational disposition to defend or respect them. Put differently, entitlement effects in bargaining require that we should find a correlation between the fairness judgments and negotiation behavior. Yet, for at least two reasons finding such correlations is not straightforward.

⁸In section IV we will take up the issue of self-servingly biased fairness judgments and how they might influence negotiations.

First, it must be the case that fairness judgments are not only cheap talk but that negotiators actually feel committed to their entitlements and express this in their bargaining behavior. Second, entitlements may be mutually inconsistent because they sum up to more than 100 percent. Indeed, of our 45 bargaining pairs, 23 pairs expressed mutually inconsistent entitlements. These negotiators have to compromise on their entitlements if they want to avoid an impasse.

If fairness judgments matter, we expect that they influence the negotiation process as follows: (i) the opening offers of both winners and losers are positively correlated with their respective fairness judgments and (ii) the larger the difference in fairness judgments between losers and winners is, the longer it takes to reach an agreement and the lower are the concessions made during the bargaining process.

Figure 2 and the statistical analysis reported in Tables 4 - 6 in the Appendix provide the support for our second result:

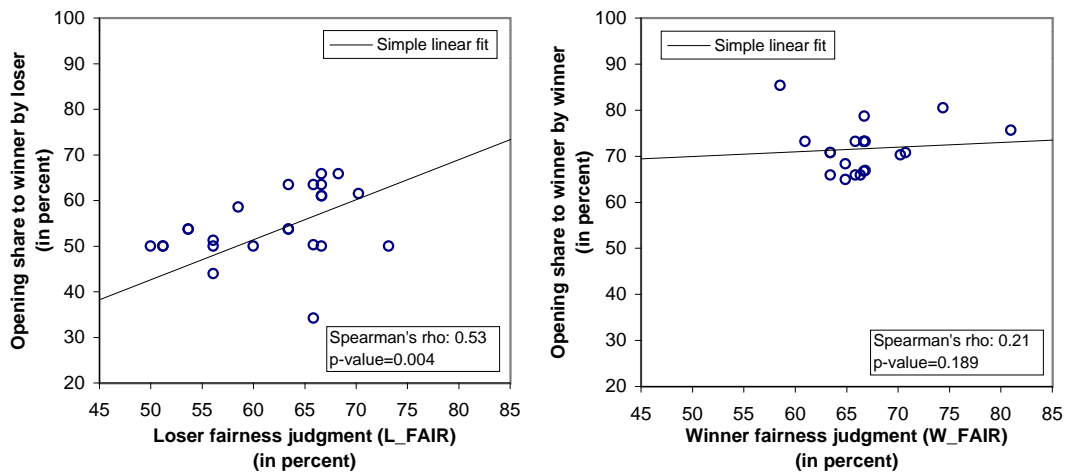
Result 2. *Fairness judgments are statistically significantly correlated with (i) opening offers, (ii) bargaining duration, and (iii) concession behavior.*

We will now discuss the support for results (i) to (iii) in turn.

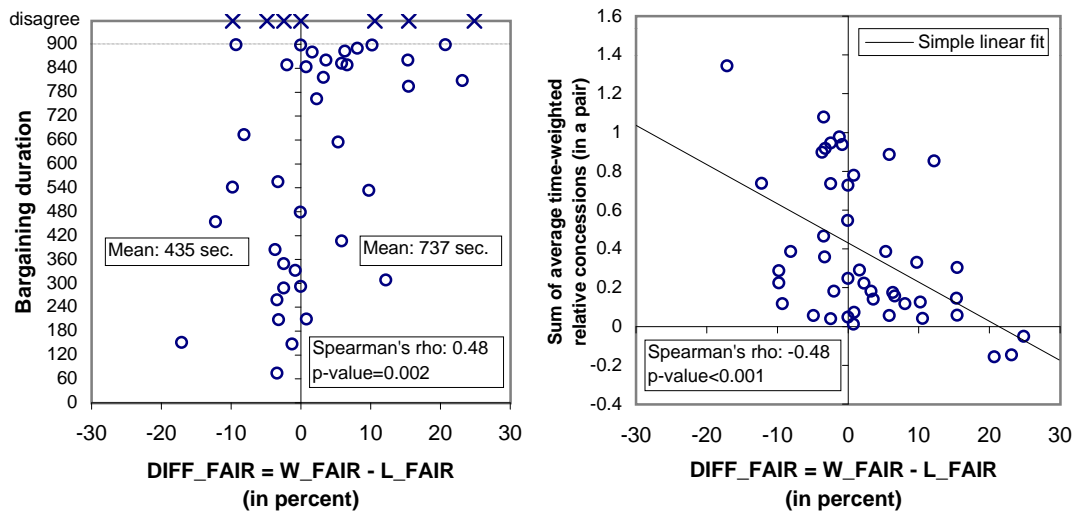
Opening offers. Figure 2(a) depicts – separately for losers and winners – the opening share to the winner (defined as the very first offer) of a particular subject who has made an opening offer as a function of this subject’s fairness judgment. As the scatterplot demonstrates and the Spearman rank correlation verifies, there is a highly significantly positive correlation between the fairness judgments of losers and the losers’ opening shares to the winner.⁹ While losers exhibit a considerable variation in their fairness judgments and opening offers, the fairness judgments of winners who made an opening offer cluster around the proportional split. Accordingly, winners also tended to ask for the proportional split (or more).

Figure 2(a) also shows that the opening offers depended on who was making them (the difference in opening offers between losers and winners is highly significant (two-sided Mann-Whitney test; $p < 0.01$)). The observation that fairness judgments have

⁹Due to distorting graphical scale effects, Figure 2(a) does not contain the ‘outlier’ (50, 2.4). In the calculation of the Spearman rank correlation coefficient reported in the figure, the outlier is included, however. The positive correlation also holds if we remove the outlier: $\rho = 0.47$; $p = 0.011$. These findings are also corroborated by a Tobit regression analysis, which can be found in Table 4 in the Appendix.



(a) OPENING OFFERS



(b) BARGAINING DURATION

(c) CONCESSION BEHAVIOR

FIGURE 2. BARGAINING BEHAVIOR IS INFLUENCED BY THE FAIRNESS JUDGMENTS

significantly influenced the opening offers allows us to separate the entitlement effect in the opening offers from a strategic offer effect. On average, winners who made an opening offer thought that a winner share of 66.7 percent is fair and actually asked for 71.6 percent; losers who made an opening offer judged a share of 61.1 percent as fair and offered only 52.4 percent. Thus, the strategic offer effect amounts to 4.9 percent for winners and to 8.8 percent for losers. Both effects are highly significant according to Wilcoxon signed rank tests that compare opening offers and fairness judgments ($p < 0.01$).

Bargaining Duration and Concession Behavior. It is natural to look at bargaining duration as a function of the *tension* in fairness judgments. Figure 2(b) plots the bargaining duration against the difference in fairness judgments between a winner and a loser (i.e., $\text{DIFF_FAIR} = \text{W_FAIR} - \text{L_FAIR}$).¹⁰

The figure nicely shows that there is a significantly positive correlation between the tension in fairness judgments in a bargaining dyad, and the bargaining duration (in Figure 2(b) “×” denote disagreements; they are, however, excluded in the calculation of correlations). We corroborate this observation with several robustness checks in a Tobit regression analysis, which can be found in the Appendix.

On average it took negotiators 590 seconds to reach an agreement. Bargaining pairs with a negative tension in their fairness judgments reached an agreement in 435 seconds, whereas pairs with inconsistent entitlements (i.e., $\text{DIFF_FAIR} > 0$) needed 737 seconds to strike an agreement. The difference is more than five minutes and highly significant according to a Mann-Whitney test ($p = 0.003$, two-sided).

Our findings also shed new light on the often observed ‘deadline effect’ in bargaining [Roth, Murnighan, and Schoumaker, 1988]. As in many related previous bargaining experiments most agreements in our experiment were reached in the very last minute; up to the last minute agreement times are roughly uniformly distributed. These results are similar to those reported by Roth et al. [1988]. Inconsistent fairness judgments were a major determinant of the deadline effect in our experiments. On average, DIFF_FAIR of all pairs who reached an agreement in the very last minute was 5.2 percentage points; the average DIFF_FAIR of agreements prior to the last minute was only 0.3 percentage points. This difference is significant according to a Mann-Whitney test ($p = 0.03$, two-sided).¹¹

As we have seen, opening offers of losers and winners are on average rather far apart from each other. Thus, *concessions* are necessary to reach an agreement. To be able to relate concessions to fairness judgments we need to develop a statistic that captures

¹⁰Note that this measure may become negative if the loser would give more to the winner than the winner according to the arbitrator question. We interpret this as observing no tension in the bargaining dyad. Notice further that a positive difference in fairness judgments is equivalent to having inconsistent entitlements (which sum up to more than 100 percent) whenever the loser grants the winner at least 50 percent of the pie.

¹¹Although there may exist strategic reasons to delay the negotiations [Fershtman and Seidman, 1993; Ma and Manove, 1993] our results show that delay is significantly affected by differences in fairness judgments. Thus, tension in entitlements is an independent cause of delay. This also holds if we control for the difference in opening offers (see the regression model in the Appendix).

concession behavior. In general, a concession can be seen as an offer that makes the opponent better off. However, the same absolute concession can be perceived as small - when the standing offers are far apart - or generous, when the standing offers are close to each other. Furthermore, concession behavior can also be weighted along the time dimension. A concession made early in the bargaining process should be seen as more accommodating than the same concession made late in the negotiation process when the threat of disagreement already looms large. To our knowledge, no concession indices exist that take these peculiarities of concessions in free-from bargaining into account. We therefore developed some indices that measure concession behavior.

The ‘magnitude’ of a concession depends on the ‘current bargaining area’, which we define as the difference in standing offers of the two negotiators. This takes into account that the same absolute concession can actually be large or small (of course, a concession leads to a new and smaller current bargaining area). We therefore normalize concessions by the current bargaining area, which gives us the *relative concession* as one measure of concession behavior. In the following we will investigate three individual statistics of the concession behavior of a negotiator: (i) the *average relative concession*, (ii) the *average concession time*, i.e., the average point in time a negotiator made a concession, and (iii) the *average time-weighted relative concession*, i.e., a combination of the average relative concession and the average concession time.^{12,13}

¹²The exact definitions are as follows. A *relative concession of a winner* is defined as the difference between a winner’s standing offer (in winner share) and his new offer (in winner share) divided by the current bargaining area. The current bargaining area is given by the difference between the standing offer of the winner (as winner share) and the standing offer of the loser (as winner share). (Note that with this definition concessions can also be negative.) A *relative concession of a loser* is defined analogously. For example, if the standing offers of a winner and a loser are 0.7 and 0.5, resp. (i.e., the current bargaining area is 0.2), and the winner now demands only 0.6 for himself, then the absolute concession is 0.1 and the relative concession is 0.5 (= 0.1/0.2). The initial bargaining area is assumed to be the difference in claims (i.e., $(1660 - 830)/2050 \approx 0.4$). A concession leading to a new offer that precisely matches the opponent’s standing offer gives a relative concession of 1. Therefore, an acceptance is calculated as a relative concession of 1. The summary statistics *average relative concession* of a bargainer is just the average of all his relative concessions made during the bargaining process.

The *average concession time* of a bargainer is defined as the sum of concession times divided by the number of concessions.

A *time-weighted relative concession* is a relative concession (as defined above) multiplied with $(901 - \text{time of concession})$ if the concession is positive and multiplied with $\text{time of concession}$ if the concession is negative, respectively. This measure has the property that a given positive (negative) relative concession gets the less (more) weight the later the concession is made. The statistics we use is the *average* of all time-weighted relative concessions of a negotiator.

¹³The *average relative concession* made by a negotiator amounted to 28.9 percent of the respective

We expect that the farther apart the fairness judgments are, the lower will a concession be and/or the later will a concession occur. However, previous research (see, e.g., Kuon and Uhlich [1993]; and Hennig-Schmidt [1999]) suggests that concession behavior is to some extent reciprocal, i.e., concessions made by one negotiator also depend on concessions made by the opponent. Thus, between negotiators, concessions and concession times are expected to be correlated. This is indeed the case for all but one statistics.¹⁴ To cope with the problem of correlated concessions, we restrict our analysis to bargaining pairs by taking for each pair the *sum* of a particular individual concession statistic as the relevant unit of observation. In statistical terms we expect, therefore, (i) the *sum of average relative concessions* to be negatively correlated with DIFF_FAIR, (ii) the *sum of average concession times* to be positively correlated with DIFF_FAIR and (iii) the *sum of average time-weighted relative concessions* to be negatively correlated with DIFF_FAIR.

The Spearman rank correlations (one-sided tests) support these hypotheses: They are (i) -0.28 ($p < 0.05$), (ii) 0.49 ($p < 0.001$) and (iii) -0.48 ($p < 0.001$), respectively. Figure 2(c) illustrates the connection between DIFF_FAIR and concession behavior for our most encompassing concession statistics, the *sum of average time-weighted relative concessions*.¹⁵ A larger value of the index corresponds to a higher willingness to concede. The figure nicely shows that pairs with a low concession index also strongly disagree on what a fair division of the surplus is (lower right part of the figure). Conversely, pairs who do not differ in their fairness judgments are those which also make relatively large and early concessions (upper left part). All our results are corroborated by regression analyses (see the Appendix).

Thus, the greater the tension with respect to fairness judgments in a bargaining pair the later concessions are made and the smaller concessions are. These findings also provide an explanation why we observe a significant relationship between fairness judgments and bargaining duration.

bargaining area, and the *average concession time* was 397 seconds. The *average time-weighted relative concession* was 0.176. Differences between roles are small and insignificant (according to Wilcoxon signed ranks tests).

¹⁴The Spearman rank correlation coefficients are as follows (***) denotes significance at the 1-percent level; one-sided tests): (i) *average relative concession*: 0.055; (ii) *average concession time*: 0.767***; and (iii) *average time-weighted concession*: 0.390***.

¹⁵The correlation result is robust with respect to the ‘outlier’ in the left upper part of the figure. Without this data point Spearman’s rho becomes -0.44 with a one-sided p -value of 0.0015.

C. Entitlements and Agreements

The ultimate interest in a negotiation is to reach an agreement. In previous symmetric free-form bargaining experiments with zero conflict payoffs almost unanimously an exact *equal split* of the surplus has been observed (see, e.g., Nydegger and Owen [1975]). If the *infeasible claims* exert any influence on the terms of agreement, i.e., if there is an entitlement effect, the distribution should be skewed away from the equal split.

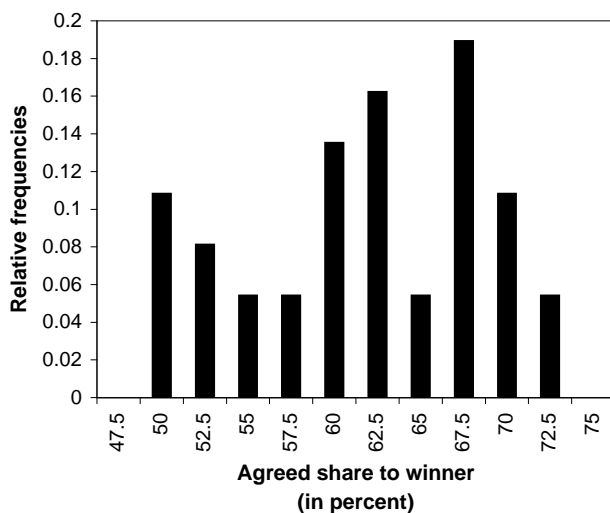
In addition, if the *fairness judgments* have any influence in shaping the agreements, there should be a correlation of reached agreements with these judgments. We expect that in a pair the agreed share to the winner is positively correlated with the fairness judgments of a winner and the fairness judgment of a loser. The rationale for this hypothesis is that the more any of the bargainers in a pair would give to the winner according to the arbitrator question, the ‘easier’ it should be to actually agree on a higher winner share.

Our third result establishes both the entitlement effect and the influence of the fairness judgments in shaping the agreements.

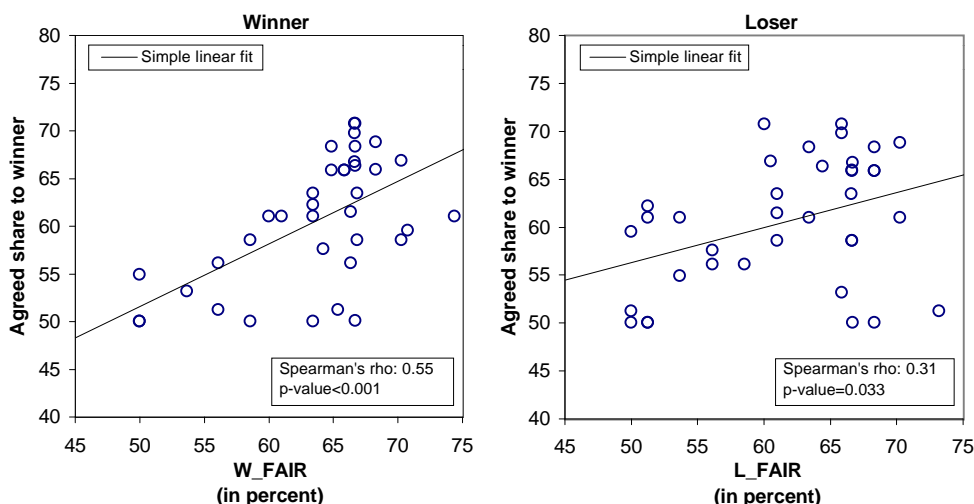
Result 3. *(i) We find a strong entitlement effect in the agreements: On average the agreed share to the winner is 60.5 percent. (ii) The fairness judgments of winners and losers are highly significantly positively correlated with the agreements. (iii) Our results suggest that disagreements are indirectly related to the fairness judgments.*

Figure 3 provides graphical support for our results 3(i) and 3(ii). Figure 3(a) shows the distribution of agreements in the experiment. It provides strong evidence for an entitlement effect in the reached agreements. The distribution of agreements is highly significantly skewed away from the equal split ($p < 0.0001$, t-test, one-sided). Only 11 percent of the agreements implemented the equal split. The most common agreements occurred at 67 percent, i.e., the proportional split according to the claims. We even observe agreements above the proportional split. The mean agreed share to the winner was 60.5 percent. In our view, this provides strong evidence for an entitlement effect in the agreements.¹⁶

¹⁶One objection against the interpretation that the observed distribution of agreements reflects an entitlement effect may be that the winners are just smarter bargainers. For at least three reasons, we consider this to be very unlikely. First, in symmetric bargaining games unanimous equal splits are observed. If smartness would matter we should also observe some variance in these symmetric bargaining games, which we don’t. Second, if smartness plays a role there should be some correlation between the number of correct answers in the quiz and his/her bargaining tactics as revealed in conces-



(a) DISTRIBUTION OF AGREEMENTS



(b) AGREEMENTS ARE INFLUENCED BY THE FAIRNESS JUDGMENTS

FIGURE 3. AGREEMENTS

Figure 3(b) depicts the correlation of reached agreements and the fairness judgments. The results are consistent with all our previous observations. We find a strongly positive correlation between fairness judgments of winners and losers and the agreed share to winner. We do not find significant correlations between the number of correct answers and our concession statistics. Third, if it is the winners' smartness that drives the agreements then we should find a positive (negative) correlation between the number of correct answers of winners (losers) or the difference in correct answers between winners and losers with the agreed winner share. This is not the case. The p -values of the Spearman rank order correlation statistics are never below 0.37 (two-sided tests).

share to the winner. The Spearman rank correlation between the fairness judgment of a winner and the reached agreement is positive and highly significant ($\rho = 0.55, p < 0.001$, one-sided test); for the loser it is as well significantly positive ($\rho = 0.31, p = 0.033$, one-sided test). This clearly supports our hypothesis. The robust Tobit estimates that are reported in Table 7 of the Appendix strengthen these findings. There the coefficients of W_FAIR and L_FAIR are both positively significant at the 1 percent level (two-sided tests). Thus, fairness judgments not only significantly shape the bargaining process, but agreements as well.

Evidence for the importance of entitlements also comes from the messages that could be sent along with proposals. From the total of 406 proposals 287 were accompanied by some message. Seventy of them contained text with arguments referring to fairness considerations and/or entitlements and obligations. Forty-two of these messages were sent by winners and 28 by losers. In 33 cases winners argued for unequal divisions near the proportional split because of better performance and performance-based fairness considerations. Interestingly, in almost fifty percent of the cases (13 out of 28) losers also argued along these lines. (Though their proposed winner share was mostly smaller than the winner share demanded by the winner.) The other half of the classified loser messages contained arguments for the equal split (i.e. fairness considerations not related to performance). In contrast, only four of the 33 messages of winners contained such arguments. In our view, this supports the conclusion that winners' bargaining behavior was strongly influenced by entitlements derived from the infeasible claims. Furthermore, it seems that a non-negligible part of losers actually felt obliged to concede the winners significantly more than half of the pie.

An important issue in the study of negotiations is the explanation of *disagreements*. In our experiment we observed a total of 7 disagreements (16 percent of all bargaining encounters). Although the percentage of disagreements is completely in line with previous findings (see Roth et al. [1988]), in absolute terms they are still a few cases. We can therefore only sketch possible determinants of disagreements.

In accord with our previous analyses we expect that bargaining pairs which disagreed are characterized by larger differences in fairness judgments than the pairs which reached an agreement. Indeed the difference in fairness judgments is lower for pairs which found a settlement than for those which did not (2 and 4.8 percent, resp.). Yet, since this difference is statistically not significant ($p = 0.380$, one-sided Mann-Whitney test) we cannot claim to detect a *direct* influence of the differences in fairness judgments on the disagreements (see also Figure 2(b)). A further analysis, however, shows that (i)

the difference in first offers and the average concession time are significantly lower for agreements than for disagreements, whereas (ii) the average relative concession, and the average time-weighted relative concession are significantly larger for agreements than for disagreements.¹⁷ Together with our previous findings that both opening offers and concession behavior are significantly influenced by the fairness judgments this establishes an *indirect* relation of the fairness judgments with the settlement rates.

Another interesting question is whether the entitlements actually paid off, given that they might have led to bargaining impasse and zero payoffs. A calculation of Spearman rank order correlations between final payoffs (including the zero disagreement payoffs) and the fairness judgments reveals a significantly positive correlation of the winners' final payoff with their fairness judgments ($\rho = 0.33$; $p = 0.014$, one-sided). For losers the correlation between the final payoff and fairness judgments (in 'winner share') is weakly significantly negative ($\rho = -0.204$; $p = 0.092$, one-sided). Thus, in our experiment entitlements did pay off – especially for winners.

IV. The Role of the Self-Serving Bias in the Entitlements

Entitlements and obligations by negotiators are grounded in what they perceive as being a 'fair' agreement. However, there is evidence that fairness judgments may be self-servingly biased. In accordance with Dahl and Ransom [1999, p. 703] we define a self-serving bias in fairness judgments as follows: "A self-serving bias occurs when individuals subconsciously alter their fundamental views about what is fair or right in a way that benefits their interest." Evidence for such a self-serving bias has been produced in tightly controlled laboratory experiments [Messick and Sentis, 1979; Thompson and Loewenstein, 1979; Loewenstein, Issacharoff, Camerer, and Babcock, 1993; Camerer and Loewenstein, 1993; Babcock et al., 1995; Konow, 2000] but also in field studies [Babcock, Wang, and Loewenstein, 1996] and in survey studies [Dahl and Ransom, 1999].¹⁸

¹⁷The *difference in first offers* of winner shares of pairs who reached an agreement (failed to reach an agreement) was 13.7 percentage points (27.6 percentage points). The difference is highly significant according to a Mann-Whitney test ($p = 0.003$, one-sided). Moreover, according to all our three *concession* statistics, pairs who ended up in an impasse exhibited highly significantly less concession behavior than those pairs that were willing to compromise (all p -values < 0.001 , one-sided).

¹⁸The presence of a self-serving bias is not restricted to fairness judgments. It is a well-known phenomenon that over 50 percent of survey respondents view themselves as above-average drivers [Svenson, 1981], a finding which we have reproduced by asking our subjects in the post-experimental

In our experiment the fairness judgments of losers were lower than those of the winners, which suggests the existence of a self-serving bias among our bargainers (see Table 2). However, the difference is small in magnitude and only weakly significant. We find this to be a surprising result, given (i) the findings of previous research, (ii) the existence of possible multiple focal points of our bargaining problem, and (iii) the presence of a self-serving bias in ability judgments among our subjects (see also Camerer and Loewenstein [1993] and Babcock and Loewenstein [1997]). It seems that the *perceived* entitlements and obligations in our bargaining with claims experiment were strong enough to considerably weaken any self-serving bias. This holds especially for the losers who largely did *not* think that the equal split is fair.

In our experiment fairness judgments seemed only weakly self-servingly biased. Yet, the knowledge of one's role when making the fairness judgment may nevertheless have influenced it, and hence negotiation behavior. This raises the question to what extent the timing of our 'arbitrator question' affects stated fairness judgments and bargaining behavior. To test that we ran a control experiment - with another 22 bargaining pairs - where fairness judgments were made behind the 'veil of ignorance'. This experiment was an exact copy of the experiment with our main condition with one important exception. In the control experiment subjects had to answer the arbitrator question *before* they knew whether they will be the winner or the loser of the performance quiz. Actually, the arbitrator question was asked right after reading the instructions and *before* performing the knowledge quiz (this procedure is adapted from Babcock et al. [1995]). Note that in this setting fairness judgments can by definition not be self-servingly biased.¹⁹

questionnaire to self-assess their general knowledge (even the losers of the knowledge quiz judged themselves to be above average in general knowledge!). Likewise, as we have discussed above, people (including our subjects) tend to attribute their successes to their ability and failures to bad luck [Zuckerman, 1979]. See Babcock and Loewenstein [1997] for an overview of the most important findings.

¹⁹One may object that even in this condition subjects may have formed beliefs about their likely claim as the outcome of the quiz, because they have some idea about their performance in such a quiz. If this guess is correct they may have 'anticipated' their claim and, therefore, their fairness assessment may also have been influenced by a self-serving bias. We consider this to be very unlikely. First, the actual difference in the number of correct answers between losers and winners is small (2.7 on average). Second, as shown below, the difference in fairness judgments is virtually non-existent. Third, when answering the arbitrator question subjects only knew that their claim will be determined according to their answers to 16 questions from very different fields, but they did not know the 16 questions. However, to test the objection, we correlated the number of correct answers to the answers in the fairness judgments. We do not find any significant correlation. This also holds if we only consider the best and worst performers in the quiz, respectively.

We summarize the findings of this control experiment in the following

Result 4. *If subjects assess fairness before they know their role in the negotiations, the fairness judgments of ex post winners and losers do not differ. Furthermore, in stark contrast to our main condition, the fairness judgments made behind the ‘veil of ignorance’ cannot explain the variation in bargaining behavior in any phase of the negotiations. The average bargaining behavior is similar as in our main condition.*

Table 3 provides the support for the results of the control condition. It documents the Spearman rank order correlations for each of our bargaining statistics with the relevant fairness judgment measures (see also the note at the bottom of the table). For the sake of comparisons, this table also summarizes the means (and standard deviations) of the main condition, as well as the control condition. In the last column we report the p -values of statistical comparisons of the main condition with the control condition.

The most important findings are as follows. First, as expected, fairness judgments of *ex post* winners and losers are virtually the same ($p = 0.804$, two-sided Mann-Whitney test) and lie between the fairness judgments of winners and losers in our main condition. Second, in stark contrast to our main condition, fairness judgments made behind the ‘veil of ignorance’ do *not* explain the *variation* in bargaining behavior (see column ‘Correlation’ of Table 3). Not a single correlation of a particular bargaining statistics with the respective fairness judgment is significant at the conventional levels. Third, there are no treatment differences between the *levels* of our variables of bargaining behavior in our main condition and the control condition. The only possible exception is bargaining duration, which was weakly significantly longer in the control condition than in the main condition.

The agreements are of particular interest. As in our main condition we also find a strong entitlement effect in our control condition. The mean agreed share to the winner is 62.3 percent and not significantly different from the 60.5 percent observed in our main condition ($p = 0.495$, two-sided Mann-Whitney test). Although there is no correlation between the *variation* in fairness judgments and the variance of the reached agreements, notice that the *levels* of agreement and fairness judgments correspond closely.

The observations summarized in Results 2 to 4 that (i) with role knowledge fairness judgments and negotiation behavior are highly significantly correlated; (ii) without role knowledge the fairness judgments cannot explain the variation in bargaining behavior; and (iii) the average negotiation behavior in our control experiment is not statistically significantly different from the main experiment seem to be puzzling, at first sight. Yet,

TABLE 3 — SUMMARY STATISTICS AND CORRELATIONS WITH FAIRNESS JUDGMENT
(MAIN CONDITION AND CONTROL CONDITION)

	Main condition		Control condition			Comparison of main and control condition p-values
	Mean (Std. dev.)	N	Mean (Std. dev.)	N	Correlation	
Fairness judgments (in percent)						
Winner	64.0 (6.2)	45	61.8 (7.1)	22		0.287 ^d
Loser	61.6 (6.8)	45	62.3 (6.6)	22		0.634 ^d
Opening offers (in percent)						
Winner	71.6 (5.4)	20	70.8 (10.5)	12	-0.21 ^a	0.327 ^d
Loser	52.4 (12.8)	25	54.3 (4.4)	10	0.00 ^b	0.970 ^d
Bargaining duration (in seconds)	590 (278)	37	718 (228)	17	0.30 ^c	0.061 ^d
Sum of average relative concessions	0.614 (0.452)	44	0.537 (0.388)	22	-0.14 ^c	0.496 ^d
concession times	767 (336)	44	872 (251)	22	0.07 ^c	0.237 ^d
time-weighted relative concessions	0.389 (0.377)	44	0.286 (0.336)	22	-0.10 ^c	0.334 ^d
Agreements (in percent)	60.5 (6.7)	37	62.3 (4.2)	17 17	-0.29 ^a 0.32 ^b	0.495 ^d
Disagreement rate (in percent)	15.9	44	22.7	22		0.515 ^e
Final payoffs (in percent)						
Winner	50.9 (23.2)	44	48.1 (27.0)	22	-0.00 ^a	0.962 ^d
Loser	33.2 (15.8)	44	29.1 (16.6)	22	0.05 ^b	0.342 ^d

Note: Correlation statistics are Spearman's rho; ^a correlation with winner fairness judgment (W_FAIR), ^b correlation with loser fairness judgment (L_FAIR); ^c correlation with difference in fairness judgments (DIFF_FAIR=W_FAIR-L_FAIR); all correlations are insignificant; one-sided tests. ^d two-sided Mann-Whitney tests; ^e two-sided Fisher's exact test.

the following argument can help to reconcile these seemingly contradictory results. It is inspired from research on the 'hot-cold empathy gap' which is a pervasive phenomenon in decision-making (see, e.g., Loewenstein [2000]). Being in the 'hot state' of knowing one's economic position when making a fairness judgment may lead to a (subconscious) commitment to the stated fairness assessments. This commitment may be reinforced by a self-serving bias.²⁰ Feelings of commitment to (biased) fairness judgments are

²⁰Offerman [2002] finds that reported emotions and actual behavior of responders in an ultimatum-like game are consistent with a self-serving bias.

likely to shape behavior. This explains why bargaining behavior is strongly correlated with stated fairness judgments in our main condition (Results 2 and 3). In our control condition negotiators made their fairness judgments in the ‘cold state’ of not yet knowing their role. The ‘cold’ fairness judgments may have led to an insufficiently strong commitment to influence bargaining behavior. Once bargainers learned their claims and moved into the ‘hot state’ of knowing their economic position, they may have *reassessed* their fairness judgments and gotten committed to them in a similar way as the subjects of our main condition. This would explain the results in our control experiment (Result 4).

We conclude this section with two related observations on the link between expressed entitlements and behavior. First, bargainers outside the experimental laboratory usually know their economic position. For this case, our results suggest that the entitlements expressed by negotiators are not only used for strategic purposes but bear a close relationship to what negotiators believe and actually do. Thus, as argued by several authors before us (see, e.g., Elster [1989]; Zajac [1995]; Konow [2000]) fairness is not just a smoke-screen to advance self-interest. In our experiments this can most clearly be seen from the losers’ negotiation behavior, which largely reflects their expressed obligations (see Figures 2(a) and 3(b)).²¹

The second observation is more methodological and points to the usefulness of eliciting subjective data. Economists are often sceptical towards measuring ‘subjective verbal statements’ without any direct economic consequence, of which our elicited fairness judgment is an example. We find that the knowledge of one’s economic position matters for observing a *correlation* of expressed fairness judgments and observed behavior (the *levels* of fairness judgment and agreements, for instance, correspond closely regardless of role knowledge). Again, since outside the laboratory people usually know their position, our results suggest that despite a possible self-serving bias, the expressed subjective fairness judgments are likely to be meaningful in that they correspond to observed behavior.

²¹Our observations may also shed light on the results of Boeri et al. [2001], who conducted a large survey on attitudes of European citizens on welfare state reforms. They find that a majority is content with the status quo. Yet, people’s take on the status quo (e.g., with respect to pension reforms) largely depends on their economic interest (e.g., young vs. old), which is a source of potential political conflict. These survey observations are consistent with our findings. Our results on the connection between entitlements and bargaining behavior suggests that tensions in entitlements will significantly influence negotiations on welfare state reforms.

V. Discussion and Conclusions

There can be no doubt that subjects in our experiments derived a ‘moral property right’ from the claims they have earned. By letting subjects negotiate in a situation where they were confronted with infeasible claims, we created a testbed for studying entitlements and obligations, which are not abstract legal rights or liabilities (see Schlicht’s definition given in the Introduction). The claims were economically irrelevant and yet they instilled in our subjects a subjectively perceived right or obligation. This is reflected in the fairness judgments stated by them. Moreover, as the negotiation behavior shows, subjects with the high claim (‘winners’) were willing to defend their moral property rights and subjects with the low claim (‘losers’) largely felt obliged to accept them.

To put our results into perspective it is instructive to compare them to previous research on entitlements. Most studies investigated entitlement effects in asymmetric one-shot games, like ultimatum and dictator games. Moreover, only a few studies elicited the perceived entitlements and linked them to bargaining behavior.²² In most papers, any entitlement effect was inferred from the observed behavior. For instance, in an early study, Hoffman and Spitzer [1985] systematically investigated the role of being entitled to be ‘the controller’, who had the *sole* right to make *one* allocation decision in a dictator game. They find that the controllers’ behavior is more selfish when he earned the right to be the controller than when he was randomly assigned to be the controller (see also Burrows and Loomes [1994] and Harrison and McKee [1985]). Hoffman, McCabe, Shachat and Smith [1994] get similar results in ultimatum and dictator games. Likewise, in contrast to experiments with random role assignments Güth and Tietz [1985] find no equal splits anymore in the ultimatum game when roles are auctioned off.²³

²²Babcock et al. [1995] use the fairness judgments to test for a self-serving bias and to see to what extent the self-serving bias leads to bargaining impasse. Binmore, Morgan, Shaked and Sutton [1991] asked subjects *after* the experiments what they thought is fair and linked it to the results of the experiment. They find a close correspondence between what people consider as fair and what is strategically optimal for them.

²³Further experiments on entitlements comprise Frey and Bohnet [1995], Ball and Eckel [1998] and Ruffle [1998] who also manipulated the way in which roles in an ultimatum game or dictator game experiment were determined. Entitlement effects have also been observed in ‘real effort experiments’, in which a real effort task — like doing a concentration test [Mikula, 1972], proof reading [Frohlich and Oppenheimer, 1992], cracking walnuts [Fahr and Irlenbusch, 2000], solving a computerized game of skill [Rutström and Williams, 2000], preparing letters for mailing [Konow, 2000] or solving a two-

A comparison of the previous findings with our results suggests an interesting relation between ‘legal’ and ‘moral’ property rights. Legal property rights are crucial for the usual Coasean reasons (for experimental evidence see e.g., Harrison and McKee [1985]; Hoffman and Spitzer [1985]; Croson and Johnston [2000]). In the above-mentioned experiments the ‘legal property rights’ granted the players certain decision-making powers. The way they were allocated (earned or randomly assigned) changed the entitlement of the strategic powers inherent in the legal property rights of the decision makers. Since in our experiments the ‘legal property rights’ deliberately put both bargainers in strategically the same position, our results show that this changed perception is only one aspect of entitlements in negotiations. Entitlements constitute a moral property right that also exists irrespective of the legal property rights. Our experiments demonstrate this for the case of infeasible and economically irrelevant claims acquired prior to the negotiations. These results are important for at least two reasons. First, as the introductory examples demonstrate and as authors like Zajac [1995] and Schlicht [1998] have forcefully argued, in many cases the history of transactions and the status quo strongly shape negotiators’ moral property rights. Second, our results have demonstrated the link between entitlements and bargaining behavior. Our findings suggest, therefore, that in addition to their legal property rights bargainers will also put their moral ones on the bargaining table and that this will strongly influence the bargaining process and outcome.

variable optimization problem [Bosman and van Winden, 2002] — preceded an allocation task. Frohlich and Oppenheimer [1992] were also among the first to study distributive principles ‘behind the veil of ignorance’. Entitlement effects are not restricted to bargaining. They can also be observed in markets (Ball, Eckel, Grossman and Zame [2001]). For a discussion of experiments on entitlements see also Camerer [2003].

VI. References

- Babcock, Linda, and Loewenstein, George** (1997). “Explaining bargaining impasse: The role of self-serving biases.” *Journal of Economic Perspectives*, 11(1), pp. 109-126.
- Babcock, Linda; Loewenstein, George, Issacharoff Samuel, and Camerer, Colin** (1995). “Biased Judgments of Fairness in Bargaining.” *American Economic Review*, 85(5), pp. 1337-1343.
- Babcock, Linda; Wang, Xianghong, and Loewenstein, George** (1996). “Choosing the wrong pond: Social comparisons in negotiations that reflect a self-serving bias.” *Quarterly Journal of Economics*, CXI(1), pp. 1-19.
- Ball, Sheryl and Eckel, Catherine** (1998). “The Economic Value of Status.” *Journal of Socio-Economics*, 27(4), pp. 495-514.
- Ball, Sheryl; Eckel, Catherine and Zame, William** (2001). “Status in Markets.” *Quarterly Journal of Economics*, CXVI(1), pp. 161-188.
- Bazerman, Max H.** (1985). “Norms of Distributive Justice in Interest Arbitration.” *Industrial and Labor Relations Review*, 38(4), pp. 558-570.
- Binmore, Ken; Morgan, Peter, Shaked, Avner and Sutton, John** (1991). “Do People Exploit Their Bargaining Power? An Experimental Study.” *Games and Economic Behavior*, 3, pp. 295-322.
- Boeri, Tito, Börsch-Supan, Axel and Tabellini, Guido** (2001). “Would you like to shrink the welfare state? A survey of European citizens.” *Economic Policy* 32, pp. 7-50.
- Bosman, Ronald and van Winden, Frans** (2002). “Emotional hazard in a power-to-take game experiment.” *Economic Journal* 112(1), pp. 147-169.
- Brandel, Franz** (1998), “Rabbit: Version 1.0”, *Mimeo*, Institute for Advanced Studies, Vienna.
- Burrows, Paul and Loomes, Graham** (1994). “The Impact of Fairness on Bargaining Behavior.” *Empirical Economics*, 19, pp. 201-221.
- Camerer, Colin** (2003). *Behavioral Game Theory: Experiments in Strategic Interaction*. Princeton: Princeton University Press.

- Camerer, Colin and Loewenstein, George** (1993). "Information, fairness, and efficiency in bargaining," in Barbara A. Mellers and Jonathan Baron, eds., *Psychological perspectives on justice. Theory and applications*, Cambridge: Cambridge University Press, pp. 155-179.
- Chun, Youngsub and Thomson, William** (1992). "Bargaining Problems with Claims." *Mathematical Social Sciences*, 24, pp. 19-33.
- Clark, Jeremy** (1998). "Fairness in public good provision: an investigation of preferences for equality and proportionality." *Canadian Journal of Economics*, 31(3), pp. 708-729.
- Corfman, Thomas A. and Schmeltzer, John** (2002). "UAL machinists reject cuts. All other unions OK lower wages." *Chicago Tribune - Online Edition*, December 28, 2002.
- Croson, Rachel and Johnston, Jason Scott** (2000). "Experimental Results on Bargaining Under Alternative Property Rights Regimes." *Journal of Law, Economics and Organization*, 16(1), pp. 50-73.
- Dahl, Gordon B. and Ransom, Michael R.** (1999). "Does Where You Stand Depend on Where You Sit? Tithing Donations and Self-Serving Beliefs." *American Economic Review*, 89(4), pp. 703-727.
- Elster, Jon** (1989). *The cement of society. A study of social order*. Cambridge: Cambridge University Press.
- Fahr, René and Irlenbusch, Bernd** (2000). "Fairness as a constraint on trust in reciprocity: earned property rights in a reciprocal exchange experiment." *Economics Letters*, 66, pp. 275-282.
- Feith, Douglas J.** (1993). "A Mandate for Israel." *The National Interest*, Fall, pp. 43-58.
- Fershtman, Chaim and Seidmann, Daniel J.** (1993). "Deadline Effects and Inefficient Delay in Bargaining with Endogenous Commitment." *Journal of Economic Theory*, 66, pp. 306-321.
- Frey, Bruno S. and Bohnet, Iris** (1995). "Institutions Affect Fairness: Experimental Investigations." *Journal of Institutional and Theoretical Economics*, 151/2, pp. 286-303.

- Frohlich, Norman and Oppenheimer, Joe A.** (1992). *Choosing Justice. An Experimental Approach to Ethical Theory*. Berkeley: University of California Press.
- Güth, Werner and Tietz, Reinhard** (1985). "Strategic power versus distributive justice - An experimental analysis of ultimatum bargaining", in: Hermann Brandstätter and Erich Kirchler (eds.), *Economic Psychology*. Linz: Rudolf Trauner Verlag.
- Harrison, Glenn and McKee, Michael** (1985). "Experimental evaluations of the Coase Theorem", *Journal of Law and Economics*, 28, pp. 653-670.
- Hennig-Schmidt, Heike** (1999). *Bargaining in a Video Experiment. Determinants of Boundedly Rational Behavior*. Berlin: Springer.
- Hicks, John** (1974). *The Crisis in Keynesian Economics*. Oxford: Basil Blackwell.
- Hoffman, Elizabeth and Spitzer, Matthew L.** (1985). "Entitlements, Rights, and Fairness: An Experimental Examination of Subjects' Concepts of Distributive Justice." *Journal of Legal Studies*, 14, pp. 259-279.
- Hoffman, Elizabeth; McCabe, Kevin, Shachat, Keith, and Smith, Vernon** (1994). "Preferences, Property Rights, and Anonymity in Bargaining Games." *Games and Economic Behavior*, 7, pp. 346-380.
- Kahneman, Daniel; Knetsch, Jack, and Thaler, Richard** (1986). "Fairness as a Constraint on Profit Seeking: Entitlements in the Market." *American Economic Review*, 76(4), pp. 728-741.
- Konow, James** (1996). "A positive theory of economic fairness." *Journal of Economic Behavior and Organization*, 31(1), pp. 13-35.
- Konow, James** (2000). "Fair shares: Accountability and cognitive dissonance in allocation decisions." *American Economic Review*, 90(4), pp. 1072-1091.
- Konow, James** (2001). "Fair and square: the four sides of distributive justice." *Journal of Economic Behavior and Organization*, 46(24), pp. 137-164.
- Kuon, Bettina, and Uhlich, Gerald R.** (1993). "The Negotiation Agreement Area: An Experimental Analysis of Two-Person Characteristic Function Games." *Group Decision and Negotiation*, 2, pp. 323-345.

- Lindbeck, Assar** (1995). "Welfare State Disincentives with Endogenous Habits and Norms." *Scandinavian Journal of Economics* 97(4), pp. 477-494.
- Loewenstein, George; Issacharoff, Samuel, Camerer, Colin and Babcock, Linda** (1993). "Self-Serving Assessments of Fairness and Pretrial Bargaining." *Journal of Legal Studies*, XXII, pp. 135-159.
- Loewenstein, George** (2000). "Emotions in Economic Theory and Economic Behavior." *American Economic Review*, 90(2), pp. 426-432.
- Ma, Ching-to Albert and Manove, Michael** (1993). "Bargaining with Deadlines and Imperfect Player Control." *Econometrica* 61(6), pp. 1313-1339.
- Messick, David M. and Sentis, Keith P.** (1979). "Fairness and Preference." *Journal of Experimental Social Psychology*, 15, pp. 418-434.
- Mikula, Gerold** (1972). "Gewinnaufteilungsverhalten in Dyaden bei variiertem Leistungsverhältnis." *Zeitschrift für Sozialpsychologie*, 3, pp. 126-133.
- Nash, John F.** (1950). "The Bargaining Problem." *Econometrica*, 18, pp. 155-162.
- Nydegger, Rudy V. and Owen, Guillermo** (1975). "Two person bargaining: An experimental test of the Nash axioms." *International Journal of Game Theory*, 3, pp. 239-249.
- Offerman, Theo** (2002). "Hurting hurts more than helping helps." *European Economic Review*, 46, pp. 1423-1437.
- O'Neill, Barry** (1982). "A Problem of Rights Arbitration from the Talmud." *Mathematical Social Sciences*, 2, pp. 345-371.
- Ortmann, Andreas and Gigerenzer, Gerd** (1997). "Reasoning in Economics and Psychology: Why Social Context Matters." *Journal of Institutional and Theoretical Economics (JITE)*, 153(4), pp. 700-710.
- Romer, Paul M.** (1996). "Preferences, Promises, and the Politics of Entitlement", in: Victor Fuchs (ed.): *Individual and Social Responsibility - Child Care, Education, Medical Care, and Long-Term Care in America*. Chicago: Chicago University Press 1996.
- Roth, Alvin E. and Murnighan, J. Keith** (1982). "The Role of Information in Bargaining: An Experimental Study." *Econometrica*, 50(5), pp. 1123-1142.

- Roth, Alvin E.; Murnighan, J. Keith, and Schoumaker, Françoise** (1988). "The Deadline Effect in Bargaining: Some Experimental Evidence." *American Economic Review*, 78(4), pp. 155-162.
- Ruffle, Bradley J.** (1998). "More Is Better, But Fair Is Fair: Tipping in Dictator and Ultimatum Games." *Games and Economic Behavior*, 23, pp. 247-265.
- Rutström Elisabet E. and Williams, Melonie B.** (2000). "Entitlements and fairness: An experimental study of distributive preferences." *Journal of Economic Behavior and Organization*, 43, pp. 75-89.
- Schlicht, Ekkehart.** (1998). *On Custom in the Economy*. Oxford: Clarendon Press.
- Selten, Reinhard** (1978). "The Equity Principle in Economic Behavior," in Hans Gottinger and Wolfgang Leinfellner (eds.): *Decision theory and social ethics. Issues in social choice*. Dordrecht: Reidel Publishing.
- Svenson, Ola** (1981). "Are we all less risky and more skillful than our fellow drivers?" *Acta Psychologica*, 47, pp. 143-148.
- Thompson, Leigh, and Loewenstein, George** (1992). "Egocentric Interpretations of Fairness and Interpersonal Conflict." *Organizational Behavior and Human Decision Processes*, 51, pp. 176-197.
- Thomson, William** (2003). "Axiomatic and game theoretic analysis of bankruptcy and taxation problems: a survey". *Mathematical Social Sciences*, 45, pp. 249-297.
- Van Damme, Eric E.C.** (1991). *Stability and Perfection of Nash Equilibria*. New York Berlin Heidelberg: Springer-Verlag.
- Zajac, Edward E.** (1995). *Political Economy of Fairness*. Cambridge, Mass.: The MIT Press.
- Zuckerman, Miron** (1979). "Attribution of success and failure revisited, or: The motivational bias is alive and well in attribution theory." *Journal of Personality*, 47, pp. 245-287.

Appendix

Here we provide robustness tests with the help of robust Tobit regressions for our results presented in subsections III.B to III.C. We proceed in the same sequence as in the main text by reporting first the results concerning the bargaining process, i.e. opening offers, bargaining duration and concessions, followed by the results concerning the agreements. The regression results confirm the results stated in the main text.

Opening offers. The results reported in Table 4 confirm those provided in the main text (see Result 2 (i)). Like the Spearman rank order correlations the regression results show that the opening offers made by losers are highly correlated with their fairness judgments. For winners the variation in fairness judgments cannot explain the variation in opening offers. Note, however, that the constant is with 0.648 close to the proportional split and almost the same as the average fairness judgments made by winners. This is a consequence of the fact that the winners' fairness judgments show relatively little variation and are clustered around the proportional split.

TABLE 4 — EXPLAINING THE OPENING OFFERS
(ROBUST TOBIT ESTIMATES)

Independent variables	DEPENDENT VARIABLE: opening share to winner			
	Loser ^{&}		Winner	
	Coefficient (Std.err.)	z-value	Coefficient (Std.err.)	z-value
Constant	0.286*** (0.105)	2.72	0.648*** (0.230)	2.82
L_FAIR	0.420** (0.187)	2.25		
W_FAIR			0.102 (0.337)	0.30
Log-L		29.9		30.6
Wald χ^2		5.08 [‡]		0.09
N		24		20

Note: [&] The outlier (0.5, 0.024) has been removed. *** significance at the 1%-level, ** at the 5%-level, and * at the 10%-level; one-sided tests. [‡] significance at the 5%-level; two-sided tests. Robust standard errors in parentheses.

Bargaining duration. The result of regression model 1 in Table 5 resembles the Spearman rank order statistics in the main text. The regression outcome confirms that a higher difference (i.e. tension) in fairness judgments between the winner and the loser in a bargaining pair significantly increases the time till an agreement is reached ($p < 0.01$,

one-sided). Model 2 shows that this result is robust when taking the difference in first offers (i.e., the difference in the opening offer and the first counter offer) into account. Both the difference in first offers and the difference in fairness judgments significantly increase the bargaining duration ($p < 0.01$ in both cases, one-sided tests). In Model 3 we investigate how the fairness judgment of the loser and the winner separately influence bargaining duration (again accounting for the difference in first offers). The hypotheses are that the more the loser would give to the winner according to the arbitrator question the faster an agreement is reached. The more the winner would give to the winner according to the arbitrator question the longer it will take to reach an agreement. As the results for Model 3 show both hypotheses are confirmed ($p = 0.10$ and $p < 0.01$ for L_FAIR and W_FAIR, respectively). Interestingly the fairness judgment of the winner has a much stronger impact on bargaining duration than that of the loser.

TABLE 5 — EXPLAINING BARGAINING DURATION
(ROBUST TOBIT ESTIMATES)

DEPENDENT VARIABLE: agreement time						
Independent variables	Model 1		Model 2		Model 3	
	Coefficient (Std.err.)	z-value	Coefficient (Std.err.)	z-value	Coefficient (Std.err.)	z-value
Constant	559.9*** (43.3)	12.93	436.8*** (51.8)	8.43	-282.3 (381.0)	-0.74
DIFF_FAIR	1486.9*** (373.8)	3.98	1228.3*** (326.1)	3.77		
L_FAIR					-743.2* (451.9)	-1.65
W_FAIR					1869.9*** (429.4)	4.36
DIFF_FIRST			935.3*** (284.0)	3.29	1024.1*** (225.4)	4.54
Log-L	-255.8		-249.2		-248.0	
Wald χ^2	15.82 [‡]		34.77 [‡]		46.52 [‡]	
N	37		37		37	

Note: *** significance at the 1%-level, ** at the 5%-level, and * at the 10%-level; one-sided tests.
[‡] significance at the 1%-level; two-sided tests. Robust standard errors in parentheses.

Concession behavior. Table 6 corroborates the findings reported in the main text. For all our concession statistics - *sum of average relative concessions* (Model 1), *sum of average concession times* (Models 2(a) and 2(b)), and *sum of average time-weighted relative concessions* (Model 3) - the difference in fairness judgments (DIFF_FAIR) in a dyad has the ‘right’ sign and is highly significant ($p < 0.01$ in all cases, one-sided tests). Hence, our regression results confirm that the higher the tension in a bargaining

pair the smaller concessions are and the later concessions are made. In principle it is possible that concession behavior is also influenced by the first offers. The greater the difference is the more concessions have to be made and/or the larger the concessions have to be to reach an agreement. Our definition of relative concessions accounts for that (see footnote 12). However, it may be the case that the timing of concessions is influenced by the first offers. Therefore, in Model 2(b) we control for the difference in first offers. The result shows that (i) the difference in fairness judgments stays highly significant and (ii) that the difference in first offers indeed has a significant (positive) impact on the concession time ($p < 0.01$ in both cases, one-sided tests).

TABLE 6 — EXPLAINING CONCESSIONS
(ROBUST TOBIT ESTIMATES)

Independent variables	DEPENDENT VARIABLES:								
	Sum of average relative concessions			Sum of average concession times				Sum of average time-weighted relative concessions	
	Model 1		Model 2a		Model 2b		Model 3		
	Coefficient (Std.err.)	z-value	Coefficient (Std.err.)	z-value	Coefficient (Std.err.)	z-value	Coefficient (Std.err.)	z-value	
Constant	0.656*** (0.071)	9.22	722.9*** (46.6)	15.53	561.8*** (59.4)	9.46	0.440*** (0.056)	7.87	
DIFF_FAIR	-1.677*** (0.656)	-2.56	1779.5*** (406.5)	4.38	1580.7*** (339.1)	4.66	-2.034*** (0.506)	-4.02	
DIFF_FIRST					1042.1*** (243.7)	4.28			
Log-L	-24.2		-311.9		-304.6		-12.8		
Wald χ^2	6.54 [†]		19.16 [‡]		43.42 [‡]		16.19 [‡]		
N	44		44		44		44		

Note: For the exact definition of the dependent variables see footnote 12. *** significance at the 1%-level, ** at the 5%-level, and * at the 10%-level; one-sided tests. [‡] significance at the 1%-level and [†] at the 5%-level; two-sided tests. Robust standard errors in parentheses.

Agreements. In the main text we found with the help of Spearman rank order statistics that the fairness judgments of losers and winners are significantly positively correlated with the agreement (in winner share) reached in a bargaining pair. The regression results shown in Table 7 corroborate this finding.²⁴ The fairness judgment of losers as well as the fairness judgment of winners exhibit a highly significantly positive coefficient ($p < 0.01$ for both variables, one-sided tests).

TABLE 7 — EXPLAINING AGREEMENTS
(ROBUST TOBIT ESTIMATES)

DEPENDENT VARIABLE: agreed winner share		
Independent variables	Coefficient (Std.err.)	z-value
Constant	0.022 (0.084)	0.26
L_FAIR	0.309*** (0.130)	2.38
W_FAIR	0.618*** (0.121)	5.10
Log-L	59.0	
Wald χ^2	50.62 [‡]	
N	37	

Note: *** significance at the 1%-level, one-sided tests. [‡] significance at the 1%-level; two-sided tests. Robust standard errors in parentheses.

²⁴In the table L_FAIR represents the losers' fairness judgment and W_FAIR the winners' fairness judgment (both in winner shares).