

Klepper, Gernot

**Working Paper — Digitized Version**

## Sustainability and intergenerational transfers

Kiel Working Paper, No. 683

**Provided in Cooperation with:**

Kiel Institute for the World Economy (IfW)

*Suggested Citation:* Klepper, Gernot (1995) : Sustainability and intergenerational transfers, Kiel Working Paper, No. 683, Kiel Institute of World Economics (IfW), Kiel

This Version is available at:

<http://hdl.handle.net/10419/844>

**Standard-Nutzungsbedingungen:**

Die Dokumente auf EconStor dürfen zu eigenen wissenschaftlichen Zwecken und zum Privatgebrauch gespeichert und kopiert werden.

Sie dürfen die Dokumente nicht für öffentliche oder kommerzielle Zwecke vervielfältigen, öffentlich ausstellen, öffentlich zugänglich machen, vertreiben oder anderweitig nutzen.

Sofern die Verfasser die Dokumente unter Open-Content-Lizenzen (insbesondere CC-Lizenzen) zur Verfügung gestellt haben sollten, gelten abweichend von diesen Nutzungsbedingungen die in der dort genannten Lizenz gewährten Nutzungsrechte.

**Terms of use:**

*Documents in EconStor may be saved and copied for your personal and scholarly purposes.*

*You are not to copy documents for public or commercial purposes, to exhibit the documents publicly, to make them publicly available on the internet, or to distribute or otherwise use the documents in public.*

*If the documents have been made available under an Open Content Licence (especially Creative Commons Licences), you may exercise further usage rights as specified in the indicated licence.*

# Kieler Arbeitspapiere

# Kiel Working Papers

Kiel Working Paper No. 683

**Sustainability and Intergenerational Transfers**

by Gernot Klepper  
April 1995



Institut für Weltwirtschaft an der Universität Kiel  
The Kiel Institute of World Economics

ISSN 0342 - 0787

The Kiel Institute of World Economics  
Düsternbrooker Weg 120  
D-24105 Kiel, FRG

Kiel Working Paper No. 683

## Sustainability and Intergenerational Transfers

by Gernot Klepper  
April 1995

605 340

**Abstract.** This paper investigates the intergenerational allocation of a non-renewable resource within an overlapping generations model. Sustainability is defined as a nondecreasing total value of the capital and resource stock. Without forced intergenerational transfers or sufficiently high bequest motives a sustainable allocation is very unlikely to be reached. A tax on the property of the old generation and a tax on resource extraction is investigated. In a numerical example the interaction between the resource extraction decision, the intertemporal consumption decision, and the investment decision are illustrated. It turns out that both types of taxes display shortcomings in creating the incentives for reaching a sustainable allocation.

This paper has been produced as part of the research project on "The Measurement and Achievement of Sustainable Development". Partial funding by the Commission of the EU is gratefully acknowledged.

The authors are solely responsible for the contents of each Kiel Working Paper. Since the series involves manuscripts in a preliminary form, interested readers are requested to direct criticism and suggestions directly to the authors and to clear any quotations with them.

## CONTENT

1. Introduction.....	1
2. Some Simplifying Assumptions .....	2
3. A Simple Model of Egoistic Individuals .....	5
Capital Depreciation.....	11
4. Taxation.....	14
Property Tax.....	14
Resource Tax.....	17
5. A Numerical Example .....	18
Summary .....	23
References .....	25

## 1. INTRODUCTION

Sustainability has become a term which seems to unify the many different realms of economic policy, from growth to economic development, and from environmental issues to intergenerational concerns. Among the reasons for the success of the term and the idea behind it are most likely its scintillating image between a vague definition and an emotionally prepared public, but also the hope and the need to pay tribute to the fact that most of today's economic problems should be addressed in such a way as to take account of the increasing knowledge about the complexity and sensitivity of the man-nature relationship. Unfortunately, this holistic approach to economic policy is often carried more by desire than by substantial content.

Numerous definitions of sustainability have been proposed of which an extended sample is given in Pezzey (1989). The most prominent definition was given by the World Commission on Environment and Development (WCED) in the so called Brundlandt-Report : "Sustainable development is development that meets the needs of the present without compromising the ability of future generations to meet their own needs" (WCED 1987, p43). On the basis of this general rule a number of more workable and quantifiable rules for sustainable resource use have been proposed, e.g. strong sustainability and weak sustainability (see e.g. Pearce/Atkinson 1992). In addition, attempts to empirically determine whether an economy allocates its resources in a sustainable way have been made (ibd.).

Once one turns to operationalizing the concept of sustainable resource use, numerous problems crop up. How should a resource be defined, what about the substitutability between different resources, how would one define the long-run regeneration capacity, what about non-renewable resources, etc. ? On a more methodological level, the question has been raised as to how sustainable resource use relates to measures of welfare or whether it is itself a welfare measure. And finally, the intertemporal character of all problems of resource use together with the long time horizons for some of the much discussed problems such as climate change has again revived the interest in questions of intergenerational distribution (Solow 1974, Rawls 1970, Pezzey 1990).

An analysis of the intergenerational aspects of sustainable development or growth has the fortune to be able to draw on an extensive body of research from rather divergent fields. The analysis of resource extraction decisions dating back to Hotelling (1931) helps to understand the basic principles governing a rational intertemporal decision about resource extraction within a market system. Growth theory helps to understand the conditions for achieving a long-run steady state. Finally, the development of overlapping-generation models has provided tools for explicitly investigating the intergenerational aspects of long-run decisions on resource use, production and consumption decisions, and on intergenerational transfers.

Intertemporal aspects of resource allocation have long been studied. The early study of the optimal intertemporal use of exhaustible resources in a partial equilibrium framework by Hotelling has been refined by the work on growth models with exhaustible resources by Dasgupta/Heal (1974), Solow (1974), and Stiglitz (1974a, 1974b) in a general equilibrium framework. These authors have been focussing on planning models of optimal resource depletion without explicit reference to any sustainability criteria or to intertemporal distribution, resp. intergenerational transfer problems. More than ten years later this debate has again been taken up by Solow (1986) who has concentrated on the intergenerational aspects of resource allocation but without explicit modeling of the relationship between the subsequent generations. He therefore concluded that the intergenerational allocation of natural resources "would seem to be the natural habitat of an overlapping-generations model but, as far as I know, it has not been tried" (Solow 1986).

By now a number of overlapping-generations models have been formulated for this purpose (Howarth 1990 and 1991, Howarth/Norgaard 1993, Mäler 1993, Norgaard 1992). The model by Mäler characterizes the intertemporal conditions for an efficient resource extraction which turns out to be the Hotelling rule in the case of a nonrenewable resource and a modified version thereof for renewable resources. The intertemporal consumption decision in each generation is determined by the rate of time preference. The models by Howarth and Norgaard show that for any system of intergenerational transfers an efficient resource allocation exists. Hence, if one wishes to achieve a specific intergenerational distribution only the appropriate system of intergenerational transfers needs to become implemented. Similarly, a sustainable path of intertemporal resource use and capital accumulation could also be achieved through a corresponding transfer of resources between the generations.

This issue is taken up again in this paper. In a simple overlapping generations model with a nonrenewable resource, the constraints on the intergenerational transfers are investigated. Section 2 shows the basic approach. It is followed by an analysis of different taxes to achieve the feasibility of intergenerational transfers and the sustainability of the economy. The paper concludes with a numerical example which highlights some of the quite complex interactions among consumption within and between generations, production and investment.

## 2. SOME SIMPLIFYING ASSUMPTIONS

In order to avoid several rather complex and well-known problems of growth theory, a number of simplifying assumptions need to be made. One particular model is that of Hartwick who shows that in a growth model with a nonrenewable resource, constant population, no technical progress, and a number of other assumptions a constant consumption can be maintained over time if the competitive rents from the resource are invested in each period. The so called Hartwick-Rule is therefore very close to some of the more informal definitions of sustainability. However, the Hartwick-Rule breaks down in cases of rising population or technical progress.

The assumption of constant population is retained in this model. This admittedly is far away from many important issues of the sustainability debate especially in the developing countries and also misses the important and even more complicated issues of an endogenous population growth (see Dasgupta 1993). Unfortunately with population growth the model would become untractable.

Natural resources take on many different forms which should be adequately dealt with in a growth model. Some resources are renewable because they can regenerate themselves, others are nonrenewable, i.e. any amount converted in the production process is irreversibly lost for future use. There are also resources which are not extracted but which provide as a service their cleaning capacity for emissions. Each of these resources should be modelled differently. Yet, since the worst scenario is naturally the case of a nonrenewable resource this paper deals only with such a resource. Obviously, this means that a model with renewable resources or the regenerative capacity of the environment would face fewer restrictions.

Focussing on a nonrenewable resource poses an additional problem; in the long-run the use of the resource needs to go to zero. A steady state can be constructed only under rather severe restrictions on technology, or - in other words - if the resource is not essential. This contradicts the Law of Thermodynamics which does not allow positive production with a materials flow going to zero. The model below will therefore not become subject to a steady state analysis. Instead, the focus will be on the comparative statics before the depletion of the resource. The rationale for this approach is that in the long-run either some unknown back-stop technology will emerge, or that substitution with renewable resources will take place because of the change in relative prices between renewable and nonrenewable resources. Both approaches would impose additional complexity to the model.

A particular problem of intertemporal decision problems consists of the assumptions about the behaviour of agents with respect to future prices of goods and resources. Both perfect foresight and myopic behaviour are about equally unrealistic. Howarth (1990) has explicitly modelled uncertainty about future prices and technology, but in a framework differing from the

model below with respect to the capital accumulation. Stiglitz (1974b) has shown that not only perfect foresight but also an infinite sequence of futures markets is necessary in order to secure intertemporal efficiency of a competitive equilibrium.

For the purpose of this model a type of "quasi-myopic" behaviour is assumed. The reason is the following. Each generation needs to buy the resource and capital stock from the previous generation such that the old generation can finance her consumption out of these proceeds. The value of the two stocks, however, is the discounted sum of future income which can be derived from using these stocks. Hence, the value of the capital stock depends on the rental rate on capital in all future generations, and the value of the resource stock depends on all future resource prices. Since this long-run information is unlikely to be available to the economic agents it is assumed that they value the stock at current interest rates and resource prices. For the short-run predictions of each generation when young about the prices when they are old it is assumed that perfect foresight prevails.<sup>1</sup>

Intertemporal decisions are driven by discount rates. Three different types need to be distinguished. The marginal productivity of capital is equivalent to the interest rate and determines the investment decisions. The pure rate of time preference represents the valuation of each generation between consuming when young and consuming when old. The third discount rate is that in an intergenerational welfare function representing the discounting of utilities of different generations. Only the first two are subject of the analysis since intergenerational welfare functions are not used in this paper, i.e., welfare statements about different intergenerational distributions are not attempted in this paper.

It is clear that large intergenerational transfers take place, partly forced through governments but also voluntarily. There have been quite a number of attempts to empirically estimate the size of intergenerational transfers and bequests. The rule of thumb given by Kotlikoff (Kotlikoff 1988 and Kotlikoff, Summers 1981) is that of the total wealth of a person about 80 percent is inherited and 20 percent is own accumulated life-cycle wealth, i.e. own savings.<sup>2</sup> Yet these computations concern only privately held wealth. Hence, they typically do not include wealth in terms of natural resources since this wealth usually is not privately held. It is either explicitly or implicitly owned by the government.<sup>3</sup> If government wealth in natural resources is added, the likely wealth transfer to the next generations is significantly higher than the estimated private wealth transfer

---

<sup>1</sup> In fact, numerical simulations show that it makes little difference whether one also assumes myopic behaviour in the short-run as well as in the long-run.

<sup>2</sup> This has been questioned by Modigliani (1988) who claims that the figure should be substantially lower. But see the reply in Kotlikoff (1988).

<sup>3</sup> An example is Norway where approximately 80 percent of the petroleum wealth is owned directly or indirectly through petroleum taxes (Steigum, Thøgersen).



of 80 percent mentioned above. This voluntary transfer of wealth from one generation to the next is also excluded from this paper and left for further research.

### 3. A SIMPLE MODEL OF EGOISTIC INDIVIDUALS

In this first step, a very simple model is developed without consideration of many obvious and more realistic specifications. In particular, the capital accumulation is modelled without depreciation of the capital stock. The natural resource is a nonrenewable resource, i.e. there is no regeneration of the resource at all. And finally, there are no transfers between generations except market interaction, i.e. stocks can only be sold to the next generation.

The most elementary model consists of one individual in each generation  $t$  with utility depending only on consumption when young and when old. There is also no interdependence between levels of consumption in the two periods. Such a separable utility function can be specified as

$$u(c_{jt}, c_{ot}) = c_{jt}^{\alpha} + \Phi c_{ot}^{\alpha} \quad \forall t \in T \quad (1)$$

where  $c_{jt}$  and  $c_{ot}$  denote consumption of generation  $t$  when young and when old;  $\Phi$  denotes the time preference factor.

The young from each generation must buy the resource stock and the capital stock from the previous generation. The young earn resource rents from selling the resource, interest from their capital and wage income from selling their labour  $L=1$ . The old earn rents from selling their whole capital and resource stock.

The value of the capital stock is equal to the present value of future rents, i.e.

$$\text{Value of } K_t = \sum_{s=t}^{\infty} \frac{r_{ts} K_{ts}}{(1+r_{ts})^s}$$

Since  $r_t$  is unknown for future periods one needs to make explicit in which way agents predict future interest rates. A simple variant is myopic behaviour in which the current interest rate  $r_t$  is used for all future periods. This will in the context of this model overestimate interest rates because the increasing capital stock and the declining rate of resource extraction will lead to a fall in the marginal product of capital and thus to lower interest rates. In a perfect foresight framework the interest rate becomes completely endogenous, over time such that it can be solved only recursively.

For simplicity I start with myopic behaviour, i.e.  $r_t$  is exogenous. Then the present value of the capital stock is determined by

$$\begin{aligned} \text{Present value of } K_t &= r_t K_t \sum_{s=0}^{\infty} \frac{1}{(1+r_t)^s} \\ &= (1+r_t)K_t \end{aligned}$$

Note that  $r_t K_t$  is constant over time if the capital stock does not depreciate; also note that the interest paid on capital in period  $t$  is counted, i.e. it is assumed that it is still appropriated by the young generation buying that stock.

Under competitive behaviour the market prices can be used as the relevant decision parameters of the economic agents. The budget constraint of the young then becomes

$$w_t + r_t K_t + r_t R_t = c_y + (1+r_t)K_t + I_t + r_t S_t \quad \forall t \in T \quad (2)$$

where  $w$  is the wage rate,  $p$  is the resource price,  $R$  the resource used in production,  $K$  the capital stock,  $I$  the investment, and  $S$  the resource stock which is available in period  $t$ . The value of the capital stock is the present value of all future rents discounted at the interest rate  $r_t$ .

The old generation does not earn labour income but finances her consumption through the dividends of the use of the capital stock when they were young and through the sale of the resource and capital stock to the next generation. The budget constraint of the old becomes

$$(1+r_{t+1})(K_{t+1}) + p_{t+1}S_{t+1} = c_{ot} \quad \forall t \in T \quad (3)$$

Since  $K_{t+1} = K_t + I_t$  and  $S_{t+1} = S_t - R_t$ , and since the prices in period  $t+1$  are unknown when the young are optimizing, equation (3) can be written as

$$(1+r_{t+1}^e)(K_t + I_t) + p_{t+1}^e(S_t - R_t) = c_{ot} \quad \forall t \in T \quad (4)$$

where the superscript  $e$  denotes expected values.

The production is competitively organized with a linear homogeneous production function using one unit of labour, natural resources  $R_t$ , and capital  $K_t$  in each period  $t$ . The first order conditions for the input demand functions are

$$r_t = \frac{\partial f(K_t, R_t, 1)}{\partial K_t} = f_K \quad \forall t \in T \quad (5)$$

$$p_t = \frac{\partial f(K_t, R_t, 1)}{\partial R_t} = f_R \quad \forall t \in T \quad (6)$$

$$w_t = f - f_R R_t - f_K K_t \quad \forall t \in T \quad (7)$$

Utility maximization of the young generation at time  $t$  then yields the first order conditions (8) and (9) which determine an equilibrium for generation  $t$  when they are combined with equations (5) to (7) for production efficiency and (2) as well as (3) for the budget constraints.

$$c_k^{t-1} - (1+r_{t+1}^*)\Phi c_{\alpha}^{t-1} = 0 \quad \forall t \in T \quad (8)$$

$$\rho_t c_k^{t-1} - \rho_{t+1}^* \Phi c_{\alpha}^{t-1} = 0 \quad \forall t \in T \quad (9)$$

The first order conditions then yield the classical intertemporal optimality conditions, namely the Hotelling rule that the rate of price increase of the natural resource should equal the interest rate, i.e.

$$\frac{\rho_{t+1} - \rho_t}{\rho_t} = r_{t+1} \quad \forall t \in T \quad (10)$$

Also the ratio of the marginal utilities of consumption when old and when young depends on the ratio of the interest rate and the rate of time preference

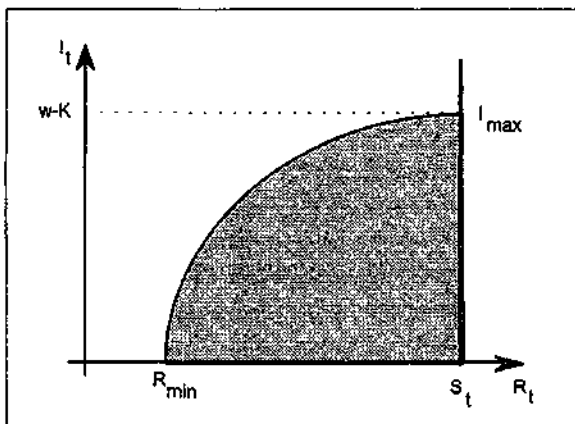
$$\frac{\frac{\partial u_t}{\partial c_{\alpha}}}{\frac{\partial u_t}{\partial c_k}} = \left( \frac{c_k}{c_{\alpha}} \right)^{\zeta-1} = \frac{1+r_{t+1}}{1+\phi_t} \quad \forall t \in T \quad (11)$$

It is clear then that the consumption when young and when old is equally divided if the interest rate is equal to the rate of time preference. If the marginal productivity of capital falls below the rate of time preference then the consumption of the old falls below that of the young in each generation and vice versa.

These first order intertemporal conditions have so far neglected the constraint that the budget constraint is actually met. Each generation is required to buy the capital stock and the natural resource stock at the going price and needs to consume a nonnegative proportion of output. It can then choose the amount of natural resource extracted and sold to the firms and the investment. In order to illustrate the impact of the nonnegativity constraint, the feasible combinations of investment decision and resource extraction are shown in Figure 1. The curve  $R_{\min}^{\max}$  denotes all resource extraction and investment combinations at which the consumption of the young generation is just zero; hence only the gray shaded area represents a feasible consumption plan.  $R_{\min}$  is the minimum resource extraction necessary to just finance the capital and resource purchase from the last generation, i.e.

$$\begin{aligned} R_{\min} &= \{R_t \mid c_k = 0 \text{ and } l_t = 0\} \\ &= \{R_t \mid f(K_t, R_{\min}) = [1 + f_k(K_t, R_{\min})]K_t + f_l(K_t, R_{\min})S_t\} \end{aligned} \quad (12)$$

Figure 1 Feasible Resource Extraction - Investment Decisions



The impact of (12) can be illustrated by a numerical example. Suppose, the production function is Cobb-Douglas, i.e.

$$f(K_t, R_t, L) = K_t^\alpha R_t^\beta \quad \text{with } \alpha + \beta < 1 \quad (13)$$

then  $R_{\min}$  is given as the solution to

$$R_t \left( 1 - \alpha - \beta \frac{S_t}{R_t} \right) = K_t^{\alpha-1} \quad (14)$$

For a solution to exist, the share of the natural resource stock which needs to be extracted -  $R_t/S_t$  - must be larger than  $\beta/(1-\alpha)$ . For plausible parameter values of  $\alpha=0.3$  and  $\beta=0.2$ , in each period almost 30% of the stock need to be extracted just to finance the capital and resource purchases from the previous generation.

In each generation the extraction of the resource  $R_t$  will then shift the stock  $S_t$  to the left while  $R_{\min}$  will shift to the right such that the shaded area in figure will shrink from both sides. Also the maximum investment which is feasible given the endowment with the resource  $S_t$  is falling with positive extraction  $R_t$ . The intergenerational trade of stocks thus imposes already a tight restriction on the budget constraint. It should be emphasized, however, that altruistic behaviour or forced transfers through the government could alleviate this restriction. The latter will be discussed below.

Introducing the additional restriction of a sustainable resource stock is closely related to the intertemporal aspects of the budget constraint of the young in each generation which has been just discussed. Sustainability requires investment in man-made capital in order to substitute for the extraction and diminution of the resource stock. The question then is how the set of

feasible allocations is bounded if the extraction-investment decision is made in such a way that it can be considered sustainable. Among the many definitions of sustainability one is chosen which seems plausible in the context of this model and which fits its logic.

One of most often cited rules demands that the stock of resources - natural, human, and man-made resources - should be non-decreasing. Of course, such a requirement can only be made operational if some way of aggregating natural resources, man-made capital and human capital is defined. The most natural approach amounts to taking the value of the resources to be non-decreasing, hence the sum of the values of the different stocks which is transferred from one generation to the other should not be falling. This might at first look like an innocuous rule, yet it is not if one recognizes that the prices of the resources themselves are endogenous in this model. Hence investment and extraction decisions not only change the stocks of the different resources, they also change their prices in rather complex ways.

If the sustainability rule requires the overall available resource stock - i.e. the sum of the values of the man-made and natural capital or resources<sup>4</sup> - not to decrease in value over time this can be interpreted as the requirement that the increase in the value of the capital stock should at least be equal to the fall in the value of the resource stock, i.e.

$$(1+r_{t+1})K_{t+1} - (1+r_t)K_t + p_{t+1}S_{t+1} - p_t S_t \geq 0 \quad (15)$$

Under specific assumptions condition (15) amounts to the requirement that the present value of the investment should at least be equal to the value of the natural resources extracted. Hence

$$(1+r_t)I_t \geq r_t R_t \quad \forall t \in T \quad (16)$$

The main assumption for (16) to be equivalent to (15) is constant prices. Hence (16) is implicitly a myopic criterion which under- or overestimates the necessary investment, since the present value of the investment in period  $t$   $PV(I_t)$  is<sup>5</sup>

$$PV(I_t) = \sum_{\tau=1}^{\infty} \frac{r_{t+\tau} I_t}{(1+r_{t+\tau})^\tau} \quad (17)$$

This is only equal to  $I_t$  if the interest rate is constant over time and if there is no depreciation of the capital stock. Normally, the interest rate will be falling over time since an ever larger capital stock is combined with a decreasing input of the natural resource. The same argument holds for the resource price, i.e. the scarcity value of the stock, is not constant either, but increasing such

---

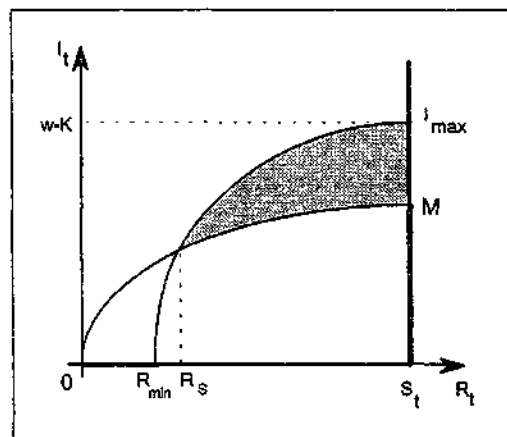
4. Human capital is not part of this model; hence it is ignored in the following.

5. Also assuming that the investment only pays dividend in the next period.

that one might be inclined not to use the current scarcity price but a appropriately weighted sum of future scarcity prices.

This particular sustainability constraint can be combined with the feasible investment-extraction schedule above. Equation (16) is nonlinear in  $R_t$  because the resource price depends among other things on the extraction itself. Equation (16) is shown in Figure 2. All combinations of  $I$  and  $R$  above the line  $OM$  are sustainable under this myopic rule. It is evident that this rule is grossly wrong near the maximum extraction  $S_t$ , since in the following period output would fall to zero if the resource is essential. This deficiency comes from the static character of the rule which does not take into account future effects as it has been mentioned above.

Figure 2. Feasible and Sustainable Allocation



The shaded area between the zero consumption schedule and the sustainability schedule then would allow positive consumption paired with a sustainable investment plan. Since the shaded area can not be determined explicitly, some indirect characteristics can be deduced. First of all, for the set of feasible and sustainable allocations to be nonempty the intersection of the two curves with the line  $S_t$  must be such that  $I_{max} > M$ , i.e., the following inequality must hold:

$$f(K_t, S_t) - [1 + f(K_t, S_t)]K_t - f_h(K_t, S_t)S_t > f_h(K_t, S_t)S_t \quad (18)$$

If a Cobb-Douglas production function is assumed, the restriction amounts to the following. Let  $\alpha$  and  $\beta$  be the factor shares of capital and the natural resource, then a necessary condition for the inequality (18) to hold is

$$\frac{K_t}{f(K_t, S_t)} > \frac{1}{1 - \alpha - 2\beta} \quad (19)$$

i.e., the factor share of  $\beta$  must be sufficiently small for the denominator on the right-hand side to remain positive. This can also be written as

$$r_t = \alpha K_t^{\alpha-1} S_t^\beta > \frac{\alpha}{1-\alpha-2\beta} \quad (20)$$

Hence, the rate of return on capital should be larger than the parameters on the right hand side. For reasonable values of  $\alpha=0.3$  and  $\beta=0.2$  this amounts to the restriction that  $r_t > 1$  where  $r_t$  measures the rate of return over one generation. Still, even when measured in generations this requires extremely high interest rates.

The minimum extraction of the natural resource necessary to meet the sustainability constraint and at the same time achieve a non-negative consumption is given by the intersection of the maximum investment line and the sustainability curve. The corresponding  $R_S$  is given as the solution to the implicit function (19) for any given  $K_t$  and  $S_t$ .

$$f(K_t, R_t) - [1 + f(K_t, R_t)]K_t - f_t(K_t, R_t)(S_t + R_t) = 0 \quad (21)$$

A characterisation of the likely size of the minimum  $R$  can be given for a Cobb-Douglas production function. Then equation (24) reduces to the condition

$$1 - \alpha - \beta \left( \frac{S_t + R_t}{R_t} \right) = \frac{K_t}{f(K_t, R_t)} \quad (22)$$

which has a solution only if the share of the natural resource stock which is extracted is sufficiently large, i.e.

$$\frac{R_t}{S_t} > \frac{\beta}{1-\alpha-\beta} \quad (23)$$

For  $\alpha=0.3$  and  $\beta=0.2$  - as in the previous example - more than 40% of the resource stock in any period must be extracted.

### Capital Depreciation

The achievement of a sustainable investment and resource extraction schedule becomes more difficult if the capital stock depreciates. The investment necessary to keep the capital stock constant needs to be added to the investment offsetting the resource extraction in value terms. The set of feasible sustainable allocations in figure 2 will therefore shrink. Whereas the budget constraint of the young generation which is represented by the curve  $R_{\min}^{\max}$  is not affected by the introduction of a depreciating capital stock, the sustainability frontier given by the curve  $OM$  will shift upwards.

If capital depreciates with a rate of  $\delta$ , then the existing capital stock will shrink over time and the present value of capital, again under the assumption of myopic behaviour for the interest rate and  $r_t$ , becomes

$$\begin{aligned} \text{Present value of } K_t &= r_t K_t \sum_{i=0}^{\infty} \left( \frac{1-\delta}{1+r_t} \right)^i \\ &= \frac{r_t}{r_t + \delta_t} (1+r_t) K_t \end{aligned} \quad (24)$$

The sustainability restriction given in equation (15) and (16) then becomes

$$\frac{r_t}{r_t + \delta_t} (1+r_t) (1 - \delta_t) K_t \geq p_t R_t \quad \forall t \in T \quad (25)$$

i.e. the investment necessary to balance the use of resources needs to be higher in order to compensate for the depreciation of the capital stock.

The effect of capital depreciation on the budget constraint is far from clear because several effects interact. First of all, depreciation lowers the present value of the capital stock (see equation 25) thus requiring less resource extraction in order to finance the purchase of this stock. At the same time, less resource extraction lowers the wage rate and consequently the income and it also lowers the marginal product of capital thus reducing the value of the capital stock even further. But it raises the marginal product of the resource, hence it increases the value of the resource stock which also needs to be bought by the young generation. It is therefore not at all obvious whether a depreciating and thus less valuable capital stocks requires less resources for the intergenerational trade of stocks. The sign of the derivative of  $R_{t,\min}$  with respect to  $\delta$  is therefore not uniquely determined (see equation 26).

$$\begin{aligned} R_{t,\min} &= \left\{ R_t \mid c_p = 0 \text{ and } l_t = 0 \right\} \\ &= \left\{ R_t \mid f(K_t, R_{t,\min}) = \frac{k}{k + \delta} (1 + r_t) K_t + f_h S_t \right\} \end{aligned} \quad (26)$$

where  $f_k = f_k(K_t, R_{t,\min})$  and  $f_h = f_h(K_t, R_{t,\min})$

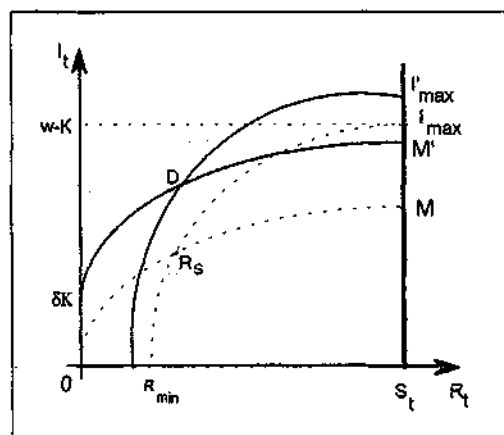
Figure 3 illustrates the effect of a depreciating capital stock on the set of feasible and sustainable allocations. The dotted lines represent the situation without depreciation of the capital stock as shown in Figure 2. The original sustainability constraint  $OM$  is shifted upward to  $\delta KM'$ . The constraint for the feasible investment funds is shifted at  $R_t = S_t$  from  $I_{\max}$  to  $I'_{\max}$ . The intersection  $R_{t,\min}$  may shift to the left as long as the function itself has a positive slope.<sup>6</sup> The intuition for a positive slope is that the direct effect of an increase in the resource use on

<sup>6</sup> This follows directly from differentiating equation (26).



output is larger than its effect on the value of the capital and resource stock. The corresponding set of feasible and sustainable allocations is given by the area  $DI'_{max}M'$ . The intersection of the two curves may be to the right or the left of the original  $R_S$ .

Figure 3 Capital Depreciation and Sustainability



The intersection of the two lines indicating the minimum resource use which assures both meeting the budget constraint and the sustainability rule, i.e.  $R_S$  and  $D$  depends on the capital stock and the rate of depreciation. For reasonable values of the rate of return on capital and on the rate of depreciation the minimum resource use increases with larger rates of depreciation.

One can also determine for a Cobb-Douglas technology the necessary conditions for the existence of a feasible and sustainable allocation, i.e.  $I'_{max} > M'$ . Equation (20) then becomes

$$\frac{r_t(r_t + \delta)}{r_t + \delta^2} > \frac{\alpha}{1 - \alpha - 2\beta} = 1 \quad (27)$$

for  $\alpha = 0.3$  and  $\beta = 0.2$

Again this condition is not met for reasonable parameter values of the production function as well as interest rates and rates of depreciation. Indeed, the example in equation (27) requires  $r_t$  to be larger than 1.<sup>7</sup>

<sup>7</sup> Solving equation (27) yields  $r_t^2 + r_t(\delta - 1) - \delta^2 > 0$  which has a solution only  $r_t > 1$  for all  $0 > \delta < 1$ . Otherwise  $r_t$  needs to be at least larger than 0.8.

#### 4. TAXATION

One can identify at least two objectives for government intervention: it can induce intergenerational transfers in order to alleviate the burden which the intergenerational trades of resource and capital stocks imposes upon the young generation; and it can distort the relative prices, e.g., in order to change the price path of the exhaustible resource or the capital accumulation. Both serve distinct purposes and should therefore be treated separately. Nevertheless, the intergenerational transfers imposed through appropriate taxes may also change the path of resource extraction and or capital accumulation in addition to the likely change in the intertemporal consumption decision. On the other hand, imposed changes in the relative resource prices may also affect the distribution between the young and the old in each generation.

There are many different ways of taxing the young or the old and there are different ways of using the tax revenues. Tax revenues could be used for intergenerational transfers, e.g. redistributing tax revenues from the old of one generation to the young in the next generation, or for directly influencing the growth path, e.g. through state investment in addition to the private investment. Both the tax base and the recycling of the revenues determine the dynamic equilibrium conditions. First, a kind of property tax on the old generation is introduced in which the total wealth of the old which they sell to the young in order to finance their consumption is taxed. The revenues are given to the young generation. The second alternative consists of a resource tax, i.e. the young generation pays a tax on resource extraction the revenues of which are invested in the capital stock by the government.

##### Property Tax

Suppose the government wishes to force an intergenerational transfer in order to lower the burden of the young generation consisting in the need to purchase the resource and capital stock from the old. In this way, the government forces intergenerational transfers upon the generations which they would not voluntarily undertake in this model. The most obvious way to achieve this goal is by levying a kind of property tax upon the old, i.e. by taxing the value of the stocks they own. The pre-tax value of the resource stock of generation  $t-1$  in period  $t$ , i.e. when it is old, is  $p_t S_t$  and that of the capital stock is given by the discounted rents from that stock provided the marginal productivity of the capital stock does not change over time.<sup>8</sup> The tax revenue of taxing generation  $t-1$  will then amount to

---

<sup>8</sup> This is, of course, wrong, but would again reflect the assumption that the agents value the stocks myopically.

$$E_{t-1}^0 = \tau^0 \left( \rho_t S_t + \frac{r_t}{r_t + \delta} (1 + r_t) K_t \right) \quad (28)$$

with  $\tau^0$  representing the tax rate. This revenue is redistributed to the young of generation  $t$  such that their budget constraint becomes

$$w_t + \rho_t R_t + r_t K_t + \tau^0 \left( \rho_t S_t + \frac{r_t}{r_t + \delta} (1 + r_t) K_t \right) = c_t + \frac{r_t}{r_t + \delta} (1 + r_t) K_t + l_t + \rho_t S_t \quad (29)$$

with the left-hand side representing income and the right-hand side representing expenditure of the young. After rearranging terms in (29) and using the first-order conditions for an efficient production decision one obtains

$$c_t = f(K_t, R_t) - (1 - \tau^0) \left[ \frac{f_k(K_t, R_t)}{f_k(K_t, R_t) + \delta} (1 + f_k(K_t, R_t)) K_t + f_h(K_t, R_t) S_t \right] - l_t \quad (30)$$

The area of feasible and sustainable consumption plans in Figure 2 then increases. This can be represented by the point  $R_S$  (Figure 2) which is now defined by the implicit function

$$0 = f(R_S, \bullet) - \left[ (1 - \tau^0) \frac{r(R_S)}{r(R_S) + \delta} (1 + r(R_S)) \right] K + \tau^0 p(R_S) S - p(R_S) (S + R_S) \quad (31)$$

Similar to the introduction of a depreciating capital stock one can derive the impact of a property tax on the conditions for a sustainable and feasible allocation. It is clear that the sustainability constraint (equation 25) is independent of the tax rate, hence the corresponding curve is unaffected. The Budget constraint of the young generation for zero consumption can now be written as

$$l_t = f(K_t, R_t) - (1 - \tau^0) \left[ \frac{f_k(K_t, R_t)}{f_k(K_t, R_t) + \delta} (1 + f_k(K_t, R_t)) K_t + f_h(K_t, R_t) S_t \right] \quad (32)$$

Let the derivative of (29) with respect to  $R_t$ , i.e. the slope of the budget constraint be denoted by  $l_{R_t}$  then

$$l_{R_t} = \frac{\partial l}{\partial R} = f_h - (1 - \tau^0) \left[ f_{kr} K_t + f_{hr} R_t + f_{rr} (S_t - R_t) + \frac{(1 - \delta) \delta}{(f_k + \delta)^2} f_{kr} K_t \right] \quad (33)$$

where  $f_{ij}$  represents the second and cross derivatives of the production function. The sign of  $l_{R_t}$  is indeterminate. The sum of the first two terms in the bracket is negative by the assumption of homogeneity of degree one of the production function, the third term is also negative because of the concavity of the production function. The last term is positive such that its size relative to the first three terms determines whether  $l_{R_t}$  has a positive slope. This last term represents the

already mentioned effect of an increase in the resource use on the value of the capital stock. As long as the stock effect is smaller than the flow effect on production  $I_R$  has a positive slope.

For a Cobb-Douglas production function this reduces to

$$I_R = \frac{\partial I}{\partial R} > 0 \text{ if } 1 - (1 - \tau^0) \left[ \alpha \left( 1 + \frac{(1 - \delta)\delta}{(k + \delta)^2} \right) - (1 - \beta) \frac{S}{R} \right] > 0 \quad (34)$$

For reasonable parameter values of the production function and for a sufficiently large resource stock relative the resource extraction equation (34) has a positive sign.<sup>9</sup>

An increase or the introduction of the property tax will then shift the budget constraint to the left if the budget constraint itself has a positive slope, i.e.  $I_R > 0$ . This is surely the case for low rates of depreciation and it is also the more likely the higher the tax rate. Hence, the set of feasible and sustainable allocations increases through the introduction of a tax on the wealth of the old generation. Therefore, it becomes more likely that an intergenerational equilibrium exists which is also sustainable.

The overall effect on the utility maximizing decision of consumers changes the first order conditions for the intertemporal price path of interest rates and resource prices - the Hotelling rule - from equation (10) to

$$\frac{\rho_{t+1} - \rho_t}{\rho_t} = \frac{r_{t+1}}{r_{t+1} + \delta} (1 + r_{t+1}) - 1 \quad \forall t \in T \quad (35)$$

and the intertemporal consumption choice (equation 11) to

$$\frac{\frac{\partial U_t}{\partial c_t}}{\frac{\partial U_t}{\partial c_{ot}}} = \left( \frac{c_t}{c_{ot}} \right)^{\zeta-1} = (1 - \tau^0) \frac{r_{t+1}}{r_{t+1} + \delta} \frac{1 + r_{t+1}}{1 + \rho_t} \quad \forall t \in T \quad (36)$$

The conditions show that the time path of resource prices is not affected by the tax. Only the rate of depreciation enters the adjusted Hotelling rule (35). However, the intertemporal consumption decision changes because the respective incomes of the young and the old become redistributed. The effects of such a forced transfer of wealth from the old to the young generation on the levels of investment and consumption can not be shown analytically. Some numerical examples are given in the last section.

<sup>9</sup> The term  $(1 - \delta)\delta / (k + \delta)^2$  has an inversely u-shaped graph, i.e. it is small for  $\delta$  near 0 and near 1.

## Resource Tax

The property tax does not change the price path of the resource and capital prices since it only changes the income levels within each generation and thus forces a reallocation of consumption and investment. Therefore, if one wishes to change the resource price itself, a tax on resource extraction is the appropriate approach. It is assumed that the tax revenues are invested by the government thus increasing the capital stock. At the same time, the consumers do take that public investment into consideration when they make their own investment decision because the capital stock in the next period - when they are old - contains their own as well as the public investment. Consequently there is considerable crowding out of private investment. An alternative assumption would be to let agents take the investment decision under a myopic behaviour, i.e. the expected capital stock is determined only by the private investment.

Since the resource extraction tax lowers the income of the young generation it is necessary to both tax the property of the old and the resource extraction of the young in order to compensate the young for their loss in resource rents. Otherwise the problems of violating the budget constraint of the young generation which have been discussed within the basic model would be aggravated by the resource tax. The Hotelling rule then amounts to

$$\frac{\rho_{t+1} - \frac{r_{t+1}(1+r_{t+1})}{r_{t+1} + \delta} \tau^R \rho_t}{(1 - \tau^R) \rho_t} = \frac{r_{t+1}}{r_{t+1} + \delta} (1 + r_{t+1}) \quad \forall t \in T \quad (37)$$

which reduces to the original Hotelling rule if  $\tau^R=0$  and  $\delta=0$ .

Equation (37) is derived under the assumption that the young generation knows about the public investment through the tax revenues of the resource tax. Under myopic behaviour, the second term in the nominator of the left-hand side of equation (37) disappears. Rearranging terms in (37) then shows that the resource price path is not influenced under the full information assumption because equation (37) reduces to (35), i.e.

$$\frac{\rho_{t+1} - \rho_t}{\rho_t} = \frac{r_{t+1}}{r_{t+1} + \delta} (1 + r_{t+1}) - 1 \quad \forall t \in T \quad (38)$$

With myopic behaviour, however, (37) becomes

$$\frac{\rho_{t+1} - \rho_t}{\rho_t} = (1 - \tau^R) \frac{r_{t+1}}{r_{t+1} + \delta} (1 + r_{t+1}) - 1 \quad \forall t \in T \quad (39)$$

i.e. the growth rate of the resource price has fallen. This corresponds to a lower resource extraction in the first generations compared to the full information situation. However, since the resource price increases faster under full information the myopic resource extraction will eventually rise above the one with full information. Consequently, the resource extraction tax

does reduce resource use in the first few generations but it will not reduce the long-run resource use because of the flatter price path of resources.<sup>10</sup>

These effects do not take into account the repercussions from the investment and consumption decisions. Such second round general equilibrium effects will also change the path of resource use even in the case of full information when public investment is crowding out private investment.

## 5. A NUMERICAL EXAMPLE

The model is set up in a way which does not allow a steady state to be reached. The reason being that an exhaustible resource is part of the model and that there is no technical progress counteracting the resource depletion through appropriate increases in productivity. The complete model therefore develops over time outside a steady state. In order to illustrate these developments, a numerical example is presented in the following graphs.

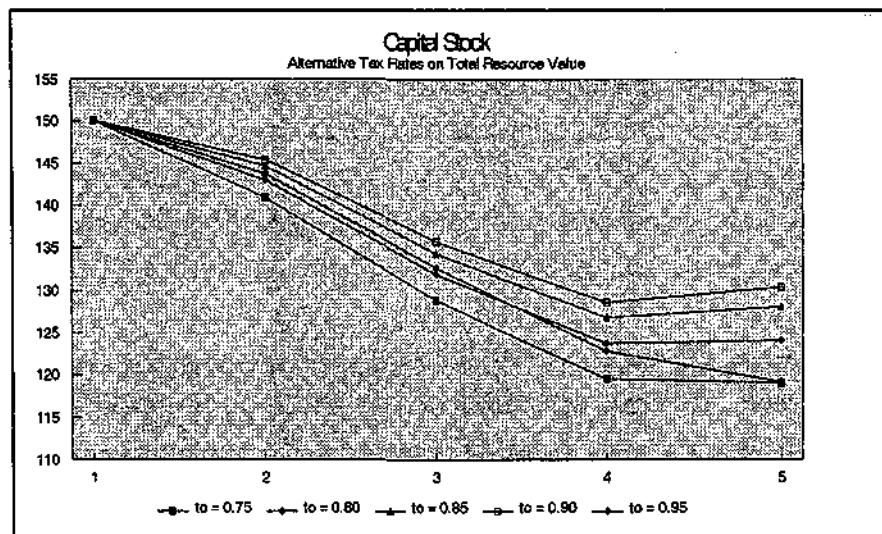


Figure 4

The model assumes - as it has been done in the previous numerical examples - a Cobb-Douglas production function in three inputs where the labour input is normalized to one. The

<sup>10</sup> These effects are illustrated in the Figures 5 and X in the next section.

parameters of the production function  $Q = AK^\alpha R^\beta$  are  $A=50$ ,  $\alpha=0.3$ , and  $\beta=0.2$ . The utility function is given in equation (1) with  $\zeta=0.1$  and a rate of pure rate of time preference of 0.3, i.e.  $\Phi=0.77$ . The rate of depreciation over one generation is  $\delta=0.3$ . The initial capital stock is taken to be  $K_1=150$  and the resource stock  $S_1=500$ . The overlapping generations model is run over 6 generations. It turns out - as one could expect from the discussion above - that the budget constraint is violated without a sufficiently high tax rate. Therefore, the simulations are run for tax rates on the value of the capital and resource stock of the old generation between 75% and 95%.

Figure 4 illustrates the different resource stocks when the tax on the property of the old generation is increased from 75% to 95%.<sup>11</sup> An increasing tax rate eases the pressure on the budget constraint for the young generation because the purchase of the capital and resource stock which it needs to buy is financed through the redistributed tax revenues. This leaves more room for consumption and investment, hence it results in a higher capital stock. Figure 4 also shows that under very high tax rates, e.g.  $\tau^0=0.95$ , the capital accumulation collapses. This is probably so because the desired division between consumption when young and when old within each generation - specifically a sufficiently high consumption of the old - can not be maintained unless the consumption of the young also increases thus leaving no room for investment which incidentally also does not yield a high return net of taxes.

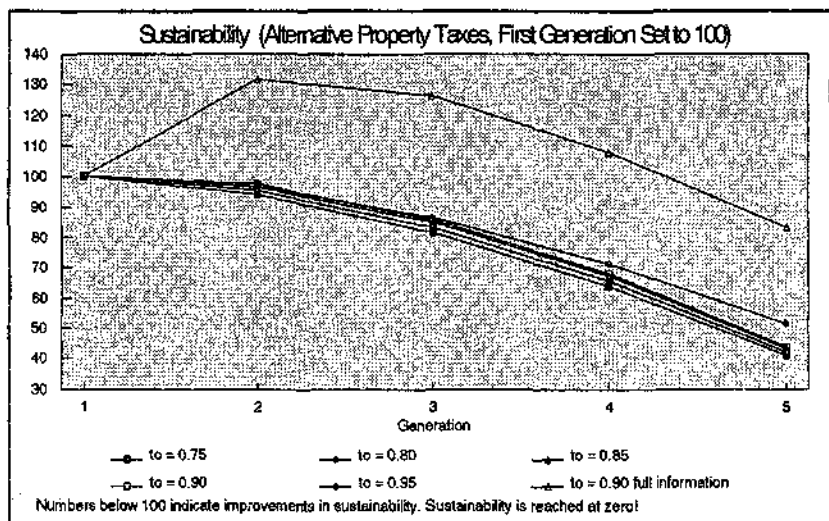


Figure 5

<sup>11</sup> The tax on resource extraction is set to 20%.

The intergenerational transfers, however, have almost no impact on sustainability measured as the total value of the capital and resource stock. The investment is not large enough to balance the reduction in the resource stock; the total value falls by more than one half over five generations (Figure 5). Only under the tax rate of 95% the fall is slightly over one half. The intergenerational transfer forced through the property tax on the old generation does only lessen the budgetary pressure of intergenerational purchases but it does not significantly improve the sustainability of the economy. Several effects contribute to this. First of all, the intergenerational transfer does not directly increase the resource price trajectory thus it does not force resource conservation. Secondly, the rate of return on investment is not affected through the tax such that no incentive for higher investment is created. Finally, the taxation of the capital stock is equivalent to a reduction in the return on investment, i.e. the after tax rate of return falls the higher the tax rate becomes.

The effect of a tax on the extraction of the resource is illustrated in the following figures. Figure 6 shows the amount of resource extracted by each generation for different levels of the resource tax  $t_r$ . As it has been already discussed in connection with the Hotelling rule [equations (38) and (39)] the tax lowers the amount of resource extracted in the first two generations. But since the growth rate of the resource price is lower the higher the tax rate, this result is reversed for the following generations where higher taxes lead to higher resource extraction.

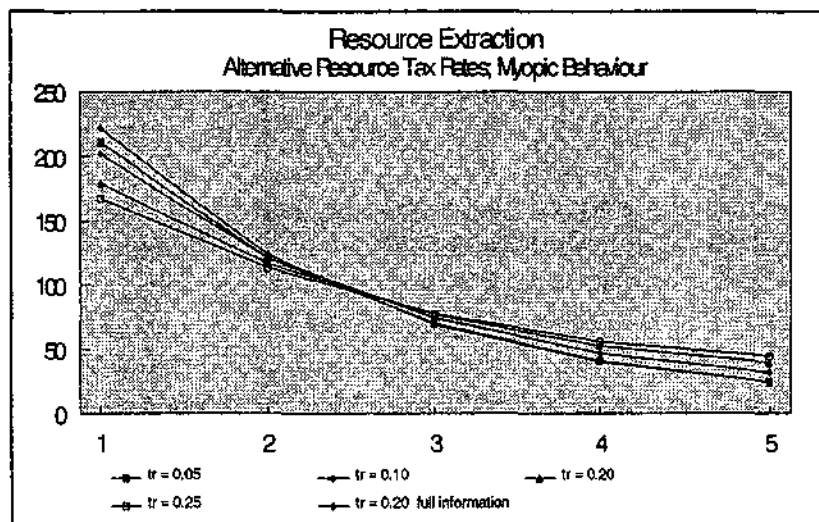


Figure 6

It is assumed that the tax revenues of the resource tax are invested in the capital stock. It has been shown in equation (38) that the resource price path does not change if the young



generation takes these public investments into account when choosing their own private investment, i.e. there is complete crowding out of private investment, at least as long as the budget constraint does not reduce the desired investment. In Figure 6 the resource extraction schedule under full information is also shown. It reflects the steeper extraction path which is induced by the higher growth rate of the resource price, and it also shows that, compared to the myopic case, more of the resource is extracted in the first two generations and less by the later generations.

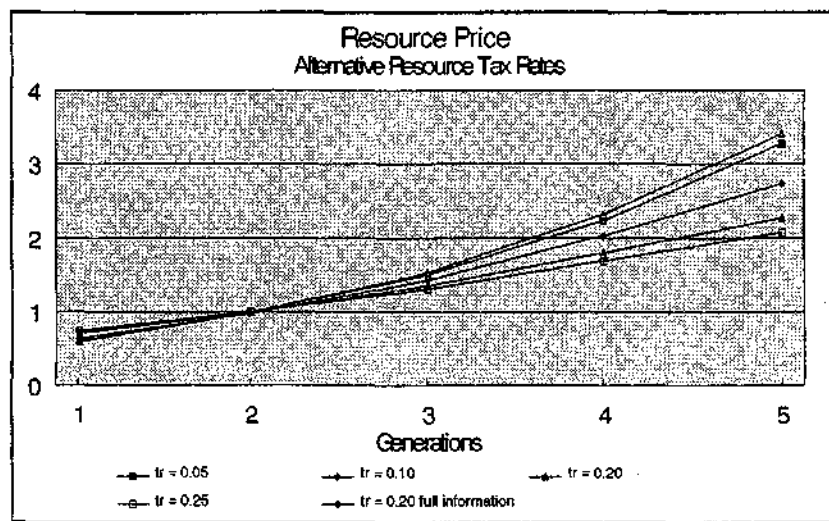


Figure 7

The resource extraction path mirrors the resource price path which is shown in Figure 7. The resource prices start at an approximately equal level in the first generation. This results in larger differences in factor demand because of the demand elasticity of 1.25 implied by the parameter choice of the production function. Later on the prices diverge significantly but do not induce a comparable divergence in resource demand the reason being different capital stocks which influence the marginal productivity of the resource. Higher resource taxes therefore raise the level of resource prices, but they do not raise the rate at which resources prices rise.

To the contrary, Figure 8 shows that the interest rate falls. This means that not only the tax does lower the rate of growth of the resource price but the interest rates is also falling. However, the interest rate falls slower under high resource taxes, hence in the high tax case the tax rate effect is dominating. This can also be seen by inspection of the adjusted Hotelling rule in equation (39).

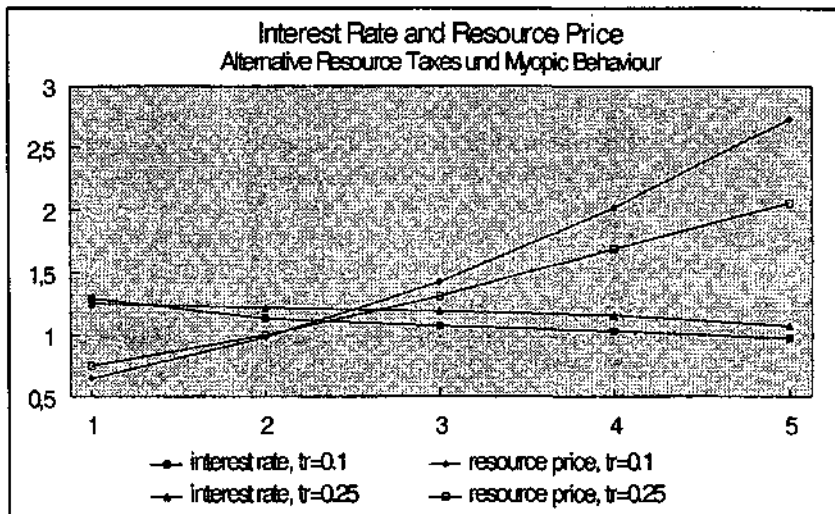


Figure 8

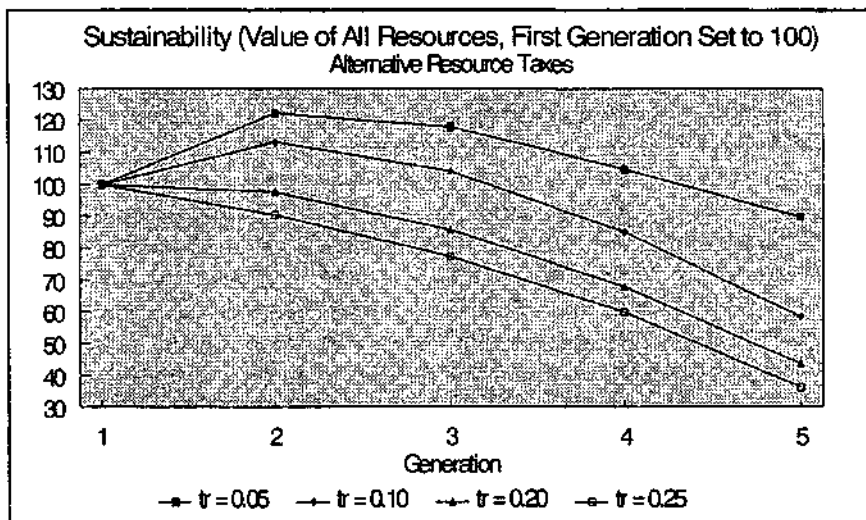


Figure 9

Finally, Figure 9 summarizes the effect of alternative resource taxes on the total value of the resource and capital stock, i.e. on our chosen measure of sustainability. Given myopic expectations of the agents, higher resource taxes indeed move the economy nearer towards sustainability - which would be reached if the index goes to zero - if the resource tax is high enough. Ironically, the index of sustainability starts to fall sharply as soon as the resource stock

begins to get near extinction and the resource prices rise fast. This index of sustainability therefore picks up more the increase in the value of the resource stock than the reduction in its size.

## SUMMARY

This paper has illustrated the intergenerational issues that arise in a world with nonrenewable resources within an overlapping generations model. Under the assumption of individuals without altruism towards future generations, the necessary resource transfers would very quickly violate the budget constraint of future generations if sustainability were to be achieved. The only way out is to extract the nonrenewable resource very quickly or to force the intergenerational transfer outside the market.

If the capital and resource stock owned by the old generation is transferred by the government to the young generation through a property tax whose receipts are given to the young, the pressure on the budget constraint of the young generation is reduced. Consequently, the resource extraction necessary to finance the intergenerational trade can be reduced. However, the numerical example shows that this is by far not enough to achieve a sustainable resource use where the value of the resource extraction matches the net investment in the capital stock. This tax also has no influence on the growth rate of the resource price, i.e. the Hotelling rule. It therefore does not lead to resource conservation per se.

The introduction of a tax on resource extraction is another possibility to influence the resource extraction, consumption and investment decision of the economic agents. Here it is assumed that the revenues of this tax are invested in the capital stock. If the economic agents take that investment into account there is complete crowding out of private investment through public investment. Under myopic behaviour such a tax would move the economy towards sustainability but would never reach it. The reason is that the tax can not be raised without bounds because this tax also reduces the income of the young generation such that their budget constraint becomes violated if the tax rate is too high. The resource tax raises the price of the resource but has also the effect of lowering the rate of growth of the resource price. Hence, it helps in the short run but can hurt in the long run. The numerical example shows that higher resource taxes indeed increase sustainability, but this is mainly due to the increase in the price of the resource and not due to the lower resource extraction or increased investment.

This model has illustrated that sustainability is very difficult to achieve within an intergenerational framework with non-altruistic individuals. But this is an unrealistic assumption as empirical research shows that intergenerational altruism and bequests contribute to a large

extent to the the intergenerational transfers. It would be interesting to follow up this research by explicitly taking into account the bequest motive of individuals.

## REFERENCES

- Abel, Andrew B. and Mark Warshawsky (1988): "Specification of the Joy of Giving: Insights from Altruism". *The Review of Economics and Statistics*, Vol. LXX, No.1, 145-149.
- Dasgupta, Partha and Geoffrey Heal (1974): "The Optimal Depletion of Exhaustible Resources". *The Review of Economic Studies*, Symposium 1974, 3-28.
- Hotelling, Harald (1931): "The Economics of Exhaustible Resources". *The Journal of Political Economy*, Vol.39, 137-175.
- Howarth, Richard B. (1991): "Intertemporal Equilibria and Exhaustible Resources: An Overlapping Generations Approach". *Ecological Economics*, Vol.4, 237-252.
- Howarth, Richard B. and Richard B. Norgaard (1993): "Intergenerational Transfers and the Social Discount Rate". *Environmental and Resource Economics*, Vol.3, 337-358.
- Hurd, Michael D. (1992): "Wealth Depletion and Life-Cycle Consumption by the Elderly". In David A. Wise (ed.): *Topics in the Economics of Aging*. The University of Chicago Press, Chicago, 135-160.
- Kotlikoff, Laurence J. (1988): "Intergenerational Transfers and Savings". *Journal of Economic Perspectives*, Vol.2, No.2, 41-58.
- Måler, Karl-Göran (1993): "Economic Growth and the Environment". *Nota di Lavoro 55.93*, Fondazione Eni Enrico Mattei, Milano.
- Modigliani, Franco (1988): "The Role of Intergenerational Transfers and Life Cycle Saving in the Accumulation of Wealth". *Journal of Economic Perspectives*, Vol.2, No.2, 15-40.
- Pearce, David and Giles Atkinson (1992): "Are National Economies Sustainable? Measuring Sustainable Development". *CSERGE Working Paper 92-11*, CSERGE, London.
- Pezzey, John (1989): "Economic Analysis of Sustainable Growth and Sustainable Development". *Environment Department Working Paper No. 15*, The World Bank, Washington D.C.
- Rawls, J (1971): *A theory of Justice*. Harvard University Press, Cambridge.

- Solow, Robert M. (1974): "Intergenerational Equity and Exhaustible Resources". *The Review of Economic Studies*, Symposium 1974, 29-46.
- Solow, Robert M. (1986): "On the Intergenerational Allocation of Natural Resources". *Scandinavian Journal of Economics*, Vol. 88, No. 1, 141-149.
- Steigum, Erling Jr. and Øystein Thøgersen (1992): "Petroleum Wealth, Debt Policy and Intergenerational Welfare: The Case of Norway". *Discussion Paper 09/92, Norwegian School of Economics and Business Administration, Bergen*.
- Stiglitz, Joseph (1974a): "Growth with Exhaustible Natural Resources: Efficient and Optimal Growth Paths". *The Review of Economic Studies*, Symposium 1974, 123-137.
- Stiglitz, Joseph (1974b): "Growth with Exhaustible Natural Resources: The competitive Economy". *The Review of Economic Studies*, Symposium 1974, 139-152.
- WCED (World Commission on Environment and Development) (1987): *Our Common Future*. Oxford University Press, Oxford.