

Geršl, Adam; Jakubík, Petr

Working Paper

Relationship lending, firms' behaviour and credit risk: Evidence from the Czech Republic

IES Working Paper, No. 22/2010

Provided in Cooperation with:

Charles University, Institute of Economic Studies (IES)

Suggested Citation: Geršl, Adam; Jakubík, Petr (2010) : Relationship lending, firms' behaviour and credit risk: Evidence from the Czech Republic, IES Working Paper, No. 22/2010, Charles University in Prague, Institute of Economic Studies (IES), Prague

This Version is available at:

<https://hdl.handle.net/10419/83389>

Standard-Nutzungsbedingungen:

Die Dokumente auf EconStor dürfen zu eigenen wissenschaftlichen Zwecken und zum Privatgebrauch gespeichert und kopiert werden.

Sie dürfen die Dokumente nicht für öffentliche oder kommerzielle Zwecke vervielfältigen, öffentlich ausstellen, öffentlich zugänglich machen, vertreiben oder anderweitig nutzen.

Sofern die Verfasser die Dokumente unter Open-Content-Lizenzen (insbesondere CC-Lizenzen) zur Verfügung gestellt haben sollten, gelten abweichend von diesen Nutzungsbedingungen die in der dort genannten Lizenz gewährten Nutzungsrechte.

Terms of use:

Documents in EconStor may be saved and copied for your personal and scholarly purposes.

You are not to copy documents for public or commercial purposes, to exhibit the documents publicly, to make them publicly available on the internet, or to distribute or otherwise use the documents in public.

If the documents have been made available under an Open Content Licence (especially Creative Commons Licences), you may exercise further usage rights as specified in the indicated licence.

Institute of Economic Studies, Faculty of Social Sciences
Charles University in Prague

Relationship Lending, Firms' Behaviour and Credit Risk: Evidence from the Czech Republic

Adam Geršl
Petr Jakubík

IES Working Paper: 22/2010



Institute of Economic Studies,
Faculty of Social Sciences,
Charles University in Prague

[UK FSV – IES]

Opletalova 26
CZ-110 00, Prague
E-mail : ies@fsv.cuni.cz
<http://ies.fsv.cuni.cz>

Institut ekonomických studií
Fakulta sociálních věd
Univerzita Karlova v Praze

Opletalova 26
110 00 Praha 1

E-mail : ies@fsv.cuni.cz
<http://ies.fsv.cuni.cz>

Disclaimer: The IES Working Papers is an online paper series for works by the faculty and students of the Institute of Economic Studies, Faculty of Social Sciences, Charles University in Prague, Czech Republic. The papers are peer reviewed, but they are *not* edited or formatted by the editors. The views expressed in documents served by this site do not reflect the views of the IES or any other Charles University Department. They are the sole property of the respective authors. Additional info at: ies@fsv.cuni.cz

Copyright Notice: Although all documents published by the IES are provided without charge, they are licensed for personal, academic or educational use. All rights are reserved by the authors.

Citations: All references to documents served by this site must be appropriately cited.

Bibliographic information:

Geršl, A., Jakubík, P. (2010). "Relationship Lending, Firms' Behaviour and Credit Risk: Evidence from the Czech Republic" IES Working Paper 22/2010. IES FSV. Charles University.

This paper can be downloaded at: <http://ies.fsv.cuni.cz>

Relationship Lending, Firms' Behaviour and Credit Risk: Evidence from the Czech Republic

Adam Geršl*

Petr Jakubík#

*Czech National Bank and
IES, Charles University Prague
E-mail: adam.gersl@cnb.cz

European Central Bank and
IES, Charles University Prague
E-mail: petr.jakubik@ecb.int

September 2010

Abstract:

This paper presents the results of an analysis of data on individual bank loans of non-financial corporations in the Czech Republic taken from the CNB's Central Credit Register. It focuses on the question of how firms obtain financing from domestic banks. The results show that the vast majority of non-financial corporations use the services of just one relationship lender. Small and young firms in technology- and knowledge-intensive industries tend to concentrate their credit needs in a single bank, whereas less creditworthy firms and firms in cyclical industries tend to borrow from more than one bank. The analysis also reveals different behaviour of firms towards financing banks in case of multiple lenders. Finally, the paper shows that the level of credit risk at bank level decreases in line with the extent to which firms applying single relationship lending occur in the bank's portfolio.

Keywords: relationship banking; credit risk

JEL: G21, G32

Acknowledgements:

The paper has been supported by the Czech National Bank's research Support Scheme (Project C7/07), the Czech Ministry of Education (Grant MSM 0021620841) and the Grant Agency of the Czech Republic (GACR 403/10/1235). The authors would like to thank Jan Frait, Michal Hlaváček, Karel Janda, Tomáš Holub, Jan Sobotka, Ingrid Stein, Kateřina Šmídková and Vladimír Wágner for helpful comments. The findings, interpretations and conclusions expressed in this paper are entirely those of the authors and do not represent the views of any of the above-mentioned institutions.

1. Introduction

The global financial crisis that started in summer 2007 has raised concerns about how banks trying to maintain sensible solvency and liquidity values will respond in their traditional portfolios, i.e. primarily in the segment of lending to non-financial clients. The signals so far suggest that banks have responded vis-à-vis their customers by tightening all three dimensions of their financial conditions, i.e. the volume of loans (or new loans), the interest conditions (higher interest rates) and the non-interest conditions (the collateral required and the proportion of project self-financing). From firms' perspective, the situation may thus be highly unfavourable, as the critical situation in the financial markets coupled with high risk aversion reduces the opportunities for market financing using market instruments (bonds, equities and other securities). At times of financial turbulence, bank financing thus becomes the primary source of external finance again, giving banks a relatively strong position in determining the financial conditions.

The financial conditions can also be affected by whether a firm borrows from just one relationship lender or whether it obtains financing from multiple banks. Relationship lending¹ is most often cited as a phenomenon of the German banking system, but the available anecdotal evidence suggests that this model might be also present in other economies, including the Czech Republic. An important question is whether this bank financing model is beneficial to the firm at a time of economic crisis.

¹ Some papers use the term „relationship banking“ (eg. Giovanni et al. 2001); we decided to use the term „relationship lending“ as we focus only on the lending side of a possible much richer relationship between firms and banks that could include also deposit accounts and investment banking services.

This paper sets out to determine which bank financing model predominates in the Czech Republic, what its main characteristics are, and what factors the choice of bank financing model depends on at firm level. We also analyse whether the model chosen has a significant effect on the credit risk of relationship lenders.

This paper uses internal data from the database of the CNB's Central Credit Register (CRC), which since 2002 has been recording all new credit relationships between companies and banks in the Czech Republic. These data have not previously been used for analytical purposes, so this paper represents the first research study drawing on this original source of data.²

Section 2 provides a short review of literature, while section 3 presents the CRC data used. Section 4 contains numerous descriptive statistics regarding the model of bank financing of firms in the Czech Republic. Section 5 analyses the determinants of the choice of the number of lending relationships at firm level, and section 6 tests the effect of the application of relationship lending on the credit risk of banks. Section 7 concludes.

2. Review of literature

Relationship lending may be the optimal financial strategy for many companies, as a relationship lender has a good knowledge of the firm's credit history and performance and can react optimally to its evolving financing needs. From the bank's perspective, relationship lending may be an attractive business strategy, since it maximises the benefits while minimising the necessary borrower monitoring costs. This reduces the main problem of banking business, namely the information asymmetry between borrower and lender. "Service packages" for businesses and "customised financing" are indeed a manifestation of a business model that focuses on a single bank winning a client and financing all its needs. A theoretical approach to different types of bank financing can be found in Janda (2007).

According to the conclusions of previous studies, company characteristics and competition are important determinants of the bank-customer relationship (Petersen and Rajan, 1994; Nam, 2004; Elsas, 2005). These studies also reveal that companies with a relationship lender have easier access to loan financing (Elsas and Krahen, 1998; Harhoff and Körting, 1998), although an effect on interest conditions has not been unambiguously proved (Stein et al. 2007; Elsas and Krahen, 1998; Harhoff and Körting, 1998; Gorton and Schmid, 1996).

² A first version of this analysis was published as a special feature in the Czech National Bank's Financial Stability Report 2008/2009 (Geršl and Jakubík 2009).

It is relevant to ask whether relationship lending is beneficial to the firm during a recession. This would be true if the above arguments concerning easier access to financing apply even at times of financial distress. Giovanni et al. (2001) tested impact of relationship lending on small and medium-sized firms in Korea during financial crisis of 1997-1998. They pointed out, that relationship lending with surviving banks has positive effect on firms during financial crisis. They argue that for many viable small and medium-size firms in Korea, relationship lending reduced liquidity constraints and thus diminished the probability of firms' bankruptcy. However, one counter-argument is that the consequences of cancelling a line of credit to a company may be greater in the case of relationship lending, because the company has no credit history with any other bank and so its chances of raising alternative bank financing under reasonable interest conditions are reduced. Nevertheless, this argument has not been empirically confirmed in literature.

Petersen and Rajan (1994) define relationship lending as a situation where there are close ties between the firm and the lender. The usual indicator of this model is the number of lenders, with the existence of just one bank corresponding to relationship lending. However, for large firms, which often use the services of multiple banks, this indicator is too restrictive. Even if it uses multiple banks, the firm may have a truly close, tight and long-term relationship with just one lender. The existing literature offers three main indicators of close ties: (a) the number of lending relationships, (b) the share of the most significant bank in the company's total debt, and (c) the duration of the main lending relationship (Ongena and Smith 2001; Memmel et al. 2007). The share of the most important bank turns out to be the indicator with the highest information value for close ties between a company and a bank (Elsas, 2005).

There are not many research studies that would focus on the relationship between the model of bank financing and credit risk. Theoretical approaches to this research question support the argument that banks that apply a business model focusing on relationship lending tend to experience lower credit risk in their portfolios (von Thadden 2004).³ An area of research that relates bank financing and credit risk is the soft budget constraint literature arguing that especially in emerging market economies where alternative external corporate financing is not available, weak (state-owned) banks, have incentives to fund projects with negative net present value, leading to accumulation of credit risk (Dewatripont and Maskin 1995).⁴

³ The logic is explained in Section 6.

⁴ For a recent discussion of soft budget constraint literature see Janda (2009).

Empirical studies that relate the bank financing model and bad loans accumulation include Diaz-Alejandro (1985) or Corsetti, Pesenti, and Roubini (1999).

Some literature emphasizes positive aspects of single relationship lending. This relationship allows creditors to take a longer view on investments and reduce financial constraints for firms in temporary difficulties (Rajan, 1992, Hoshi, Kashyap, and Scharfstein, 1991). For this reason, single bank relationship is proposed as an optimal model for transition economies, where external non-banking sources of financing are limited (Aoki and Patrick 1994).

3. Data

The CNB's Central Credit Register contains data on all balance sheet (and some off-balance sheet) exposures of domestic banks (including branches of foreign banks) to resident and non-resident legal entities and to sole traders. Each record (line in the database) is a loan-specific record containing bank, firm, month and year, and a number of firm-, bank- and loan-specific information. The data are at monthly frequency. The register has been established at the end of 2002 and contains not only all new loans provided since that date, but also all at the end of 2002 already existing bank loans. For example, the oldest loan that was (in December 2002) registered in the Credit Register has been provided to a Czech company in 1990. The database is thus not truncated, with the exception of loans provided and repaid before 2002. The reporting of loan data is not subject to any reporting limit.⁵

Anonymised data on the bank loans (balance-sheet exposure) to non-financial corporations were used for the analysis. Loans to non-residents, sole traders, the public sector and financial institutions were not taken into account. In all, the sample contained almost 8 million records describing the individual loans of around 120,000 companies in the period from December 2002 to December 2008 in monthly frequency.

For each firm, there is information on size (total turnover and number of employees), industry, legal form and ownership (public, private-domestic, private-foreign). The banks do not report data on companies' balance sheet or performance to the register, thus basic data on companies are uploaded to the register from a firms' register RES operated by the Czech Statistical Office. This has three main shortcomings: first, the data on companies from the RES are uploaded every month and the characteristics of firms are always overwritten with

⁵ The only exception are overdrafts at current accounts to an amount of 70 euros which are not reported.

the newest record.⁶ Second, the data on size (total turnover and number of employees) are given only in categories (16 categories of turnover and 20 categories of number of employees). For the analysis, we replaced the number of the category with a mean value of each category. Finally, the data on size (either employment or turnover) are available only for about half of the firms (60 thousand companies).

Using the information on each firm's loans, we constructed variables describing the number of lending relationships, debits/overdrafts as a percentage of total debt, FX loans as a percentage of total bank loans, the year of the oldest granted loan, the firm's "age" (computed as the difference between the year of the observation and the year of the oldest granted loan) and client creditworthiness (using information on the default rate in previous years). For each firm, we also created variables related to their three most important lenders (in terms of the banks' share in the firm's total borrowings from domestic banks), namely the amount of the share, selected data on the bank and selected data on the credit relationship with that bank, i.e. the above mentioned characteristics of the relationship (debt and foreign currency ratios, year of oldest loan and information on default).

Finally, we created variables at individual bank level, i.e. the 12M default rate in the corporate loan portfolio⁷, the bank's market share in total loans to non-financial corporations, and the shares of various types of debtors and selected sectors and loans in the total corporate loan portfolio (foreign currencies, foreign-controlled corporations, small and medium-sized enterprises, etc.). Due to anonymised dataset, we did not have the identities of individual banks. The only thing we have for the banks is the bank group (large banks, medium-sized banks, small banks and foreign bank branches).

To be able to run regressions, the dataset was further adjusted along two areas: first, the size of the dataset had to be reduced. Thus, the original monthly frequency was changed to quarterly frequency. Given that the data are stock data, this change did not lead to any need for recalculations. Second, the dataset was split to "firms dataset" and "banks dataset") to be able to run panel data models, similarly to Memmel (2007, p. 10).

4. Model of bank financing of firms in the Czech Republic

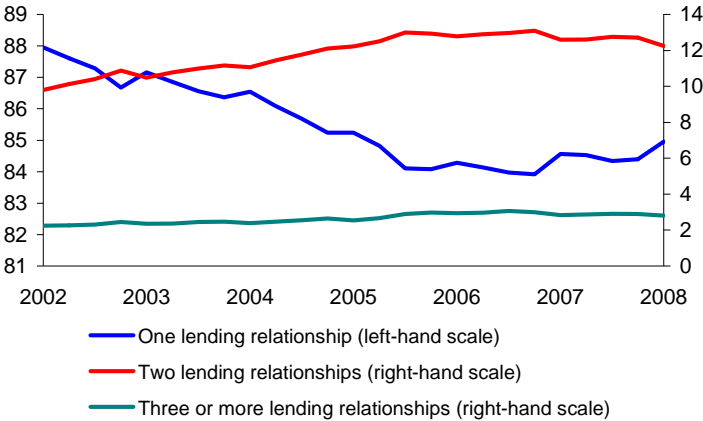
⁶ Thus, these firms' characteristics are time-invariant. For example, if a firm changed ownership from private-domestic to private-foreign, the credit register would overwrite the older records (domestic ownership) with the newer one (foreign ownership) in all months over the whole life of the loan.

⁷ The 12M default rate was computed as the proportion of the bank's claims that will fall into the category "in default for more than 90 days" within 12 months.

For the purposes of this paper we use two indicators of relationship lending, namely the number of lending relationships and the share of the most significant bank. For the latter, we additionally construct a dummy variable taking the value of 1 when the share of the main bank is more than 80%. In the text that follows, “single relationship lending” refers to the situation where a firm borrows from a single bank. The situation where one bank has a dominant share in a company’s borrowings (more than 80%) we term “dominant relationship lending”.⁸

The analysed data on the number of lending relationships reveal that relationship lending predominates in the Czech Republic. At the end of 2008, 85% of all non-financial corporations had just one lender, 12% had two and only around 3% had three or more (see Chart 1). Over the past six years, however, single relationship banking has been declining in significance, as almost 90% of companies were applying this model in 2002.

Chart 1: Proportion of companies by number of lending relationships
(% of total number of companies in given period)



Source: CNB (CRC), authors' calculations

It is interesting to compare this figure with Germany, which is considered by theoreticians and practitioners alike to be the classic example of single relationship lending (the Hausbank model). In a study based on the Deutsche Bundesbank credit register, Memmel et al. (2007) state that only around 45% of companies in 2002 applied single relationship lending (see Table 1).⁹ A comparison of the distribution of the number of lending relationships between the Czech Republic and Germany reveals that German firms use the services of multiple

⁸ Another suitable indicator to measure relationship lending could be the Herfindahl index of concentration of creditors. However, in this study, we do not use this measure of lender’s concentration, leaving it for follow-up research.

⁹ Memmel et al. (2007) analyzed bank loans from the Deutsche Bundesbank credit register for a period 1993-2004, but the frequency was only yearly.

banks to a far greater extent.¹⁰ This difference may be partly due to the different relative size of corporations and banks. Germany has far more large enterprises and small regional banks, so consortium financing is the only option for many large companies.¹¹

Table 1: Comparison of distribution of number of lending relationships between Czech Republic and Germany

No. of lending relationships	in % of all companies		
	CZ (2008)	CZ (2002)	Germany (2002)
1	85.0	88.0	43.5
2	12.2	9.8	23.2
3	2.2	1.7	11.4
4	0.4	0.4	5.8
5	0.1	0.1	3.8
6	0.0	0.0	3.3
7	0.0	0.0	2.1
8	0.0	0.0	1.4
9	0.0	0.0	1.1
10+	0.0	0.0	4.3

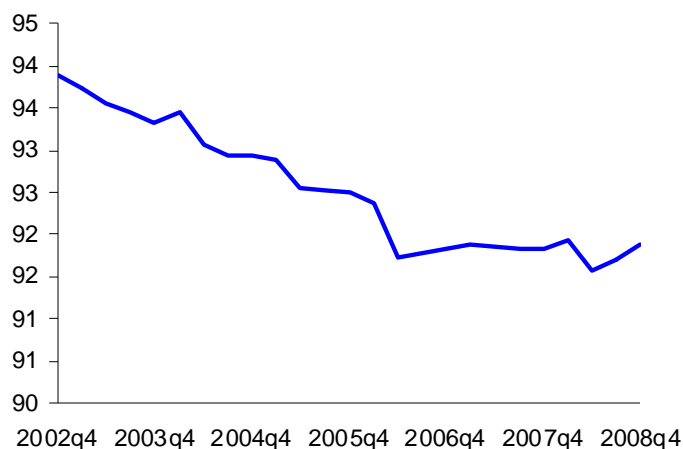
Source: CNB (CRC), authors' calculations; Memmel et al. (2007)

In the other indicator of relationship lending, i.e. the share of the most important bank in a company's total bank debt, the proportion of companies applying dominant relationship lending is of course even higher (see Chart 2). But this indicator is declining over time as well. In Germany, the figure is somewhere between 50% and 60% (Schmieder et al., 2008). For the Czech Republic, the mean share of the most important bank (for the whole sample of all companies regardless of number of financing banks) is almost 97%, which is, of course, due to the high proportion of firms with a single relationship lender, with a range of 14% to 100%. Stein et al. (2007) report an average for this indicator of around 60% (with a minimum of 9% and a maximum of 100%).

¹⁰ Memmel et al. (2007) report a maximum value for the variable "number of lending relationships" of 197. In the Czech Republic the maximum number is 11.

¹¹ This reason is supported by the fact that the data used for the analysis of Germany in Memmel et al. (2007) come from the Deutsche Bundesbank credit register, which only contains loans that exceed EUR 1.5m, i.e. loans primarily to large corporations.

Chart 2: Proportion of companies applying dominant relationship lending
(% of total number of companies in given period)



Source: CNB (CRC), authors' calculations

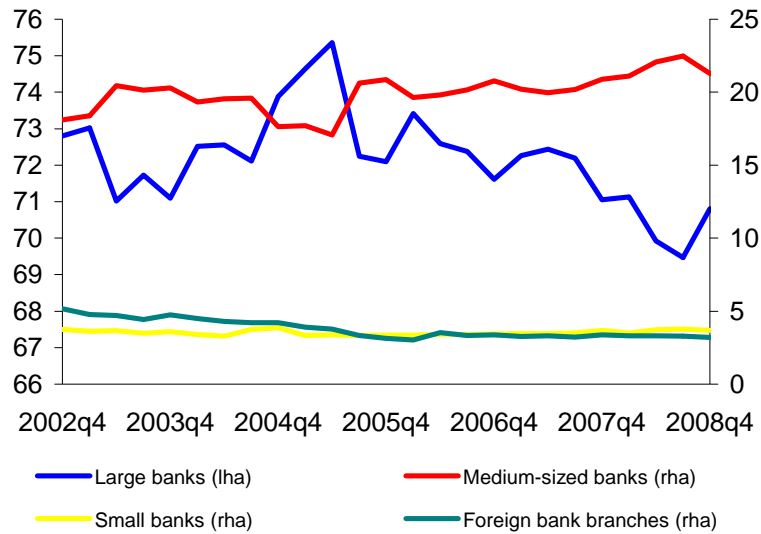
Given that single relationship lending prevails among Czech firms, it is not surprising that large banks¹² dominate as single relationship lenders (see Chart 3). Roughly 70% of companies with single relationship lenders choose a large bank as their only bank, while around 20% choose a medium-sized bank. The role of branches of foreign banks and small banks is limited in this regard.¹³ This is somewhat surprising as the evidence from Germany shows that usually smaller and middle-sized banks act as relationship lenders. The reasons might include factors related to competition among the smaller banks, preference to limit concentration, institutional factors and legislative environment.¹⁴

¹² The group „large banks“ consists of the four largest banks in the Czech Republic according to total assets. Their joint market share in the relevant loan market segment (loans to non-financial corporations) was around 66% and surprisingly stable over all 7 years of data availability.

¹³ The role of medium-sized banks was not significantly reduced by the change of form of Citibank from a medium-sized bank to a branch of a foreign bank in 2008.

¹⁴ Some of the factors could be tested via including more variables for banks, such as the assets or equity of banks; unfortunately, as the dataset was anonymised and these data were not available in the credit register, this has to be left for follow-up research.

Chart 3: Single relationship lenders by bank category
 (percentage of companies with single relationship lender from given group)



Source: CNB (CRC), authors' calculations

Note: The chart does not contain building societies, whose role as single relationship lenders is minimal.

The data offer more interesting information on which first and second most important banks are chosen by firms using multiple banks. The role of foreign bank branches, for instance, could be greater here, since these banks offer companies certain specialised services. The average share of the first most important bank (for firms that have more than one relationship lender) in the total debt of the firm is 77% and the share of the second relationship lender is 20%. Table 2 shows the distribution of firms with two relationship lenders by the group of the first and second relationship lender. It turns out that large banks also have the largest share in the role of second bank, including for firms that already have a large bank as their first lender.

As the lending services offered to firms by all the large banks are broadly similar, firms may opt for the “large–large” combination as a strategy for avoiding the problem of being “captured” by one relationship lender (Schmieder et al. 2008). Memmel et al. (2008) show on German data that firms applying single or dominant relationship lending reduce their share with the largest bank in favour of another bank over time as they grow. The firm’s bargaining position as regards lending conditions thus improves over time, as its credit history is known to more than one bank. This has been theoretically described as a “hold-up” problem for example in Bannier (2009).

Table 2 also shows that the second most common combination of relationship lenders is large–medium-sized or medium-sized–large (with a very similar number of firms), followed

by foreign bank branch–large (or large–branch). In these cases, a greater role is probably played by the firm’s specific requirements, geographical location (accessibility of the bank), efforts made by banks to target specific clients and, for foreign-controlled corporations, existing ties between the firm’s owners and the bank.

Table 2: Distribution of relationship lenders by bank group for firms with two relationship lenders
(% of total number of companies for all periods)

		Second relationship lender			
		Large banks	Medium-sized banks	Small banks	Foreign bank branches
First relationship lender	Large banks	35.2	19.1	2.3	5.4
	Medium-sized banks	19.1	3.3	0.7	1.7
	Small banks	2.2	0.7	0.1	0.3
	Foreign bank branches	6.8	1.9	0.4	0.5

Source: CNB (CRC), authors' calculations

For the sake of completeness, we should mention that for firms using the services of three or more banks, large banks again play the most important role, followed by medium-sized banks and foreign bank branches. The most common bank combination for these firms is thus large–large–large. The factors here may include the firm’s size (the need for syndicated financing in large firms) and the strategy of avoiding capture and cutting financing costs, although historical ties may also play a role. The largest banks were all to some extent specialised in the past decade, so companies used the services of large banks for different purposes (payments, investment vs. operating vs. export financing, etc.). Owing to the conservative nature of large domestic firms, these ties apparently still survive, even though these banks now operate essentially as universal banks offering practically every banking service.

The CRC contains information on whether a company borrows in the form of an overdraft or debit balance. This is an indirect indicator that the firm also has a current account with a particular bank and that it therefore uses the bank for routine payments with other trading partners. The data reveal that firms applying dominant relationship lending have a higher share of overdrafts and debit balances in their total bank debt than companies that do not apply this model (50% versus 36% of total bank debt). This may be linked with company size, since dominant relationship lending is applied more by small firms (see below). They usually have more volatile revenues, as they have a smaller number of clients, and so they are forced to use overdraft or debit facilities more often for their day-to-day operations.

For firms using multiple banks, detailed data on their lending relationships allow us to analyse whether firms behave differently towards different banks. In the case of overdrafts and debit balances, it turns out that firms obtain overdrafts from their main bank to a lesser extent than from other banks in the sequence (Table 3).

Table 3: Differences in behaviour towards various relationship lenders
(average indicators in %)

Share of overdrafts and debit balances in bank debt								
	One relationship lender	Two relationship lenders			Three or more relationship lenders			
		Total	1st bank	2nd bank	Total	1st bank	2nd bank	3rd bank
2002	44,6	27,9	27,9	41,2	13,1	11,8	20,3	28,4
2005	57,9	42,7	41,6	56,0	30,2	27,8	35,3	44,5
2008	46,5	37,3	35,7	53,4	32,3	30,8	38,0	49,0

Share of foreign currency loans in bank debt								
	One relationship lender	Two relationship lenders			Three or more relationship lenders			
		Total	1st bank	2nd bank	Total	1st bank	2nd bank	3rd bank
2002	8,8	8,0	7,8	8,8	11,4	11,9	11,0	15,4
2005	5,4	3,3	3,2	4,6	6,0	6,1	5,9	6,3
2008	3,5	2,7	2,8	3,2	4,3	4,4	4,3	6,0

Source: CNB (CRC), authors' calculations

One of the reasons may be that second and subsequent relationship lenders finance companies' other needs (in particular operations), in which overdrafts naturally have a greater weight. Moreover, firms may behave more cautiously towards their main bank in the overdraft area and probably do not make full use of overdraft or debit facilities. This behaviour has not changed significantly over time, even though the rate of overdraft use has changed.

Similar behaviour can be observed for the share of FX loans. The average share of FX loans in firms' total bank debt has steadily decreased from around 9% in 2002 to 3.5% in 2008.¹⁵ This share differs little between firms applying dominant relationship lending and other firms, but firms with three or more banks have a higher share of FX loans than firms with two relationship lenders (see Table 3). These tend to be larger firms with a strong export orientation. It also turns out that in the case of multiple bank financing the share of FX loans is usually higher for more distant banks. This is to some extent consistent with the finding that foreign bank branches, which specialise in providing FX loans or financing international trading, tend to occupy second or third place in the order of financing importance.

¹⁵ This is the unweighted average. The decline is due to a decrease in this share in individual firms and partly also to the appreciation of the Czech koruna against other currencies, as well to a change in the set of firms towards a higher proportion of (for example smaller) firms using mostly koruna loans. The relatively small average amount of this share (as compared to the often cited share of FX loans in total loans provided by domestic banks of around 30%) is due to the high proportion of smaller firms with mostly koruna loans.

The final issue in the area of firms' different behaviour towards different banks is their strategy in the event of repayment difficulties. An analysis of the data reveals that firms with two relationship lenders tend to default with their main bank (on average almost 50% of firms with repayment difficulties) and keep up their repayments with the second bank. A further 30% of firms stop repaying both banks simultaneously.¹⁶ At first glance, this situation contrasts with the conclusions of the analysis of behaviour in the area of debit balances and overdrafts, where firms try to maintain a good credit history with their main bank. A more detailed analysis reveals, however, that firms defaulting primarily with their main bank likewise use overdraft and debit facilities with them to a greater extent. In the case of three or more relationship lenders, the situation is heterogeneous and no dominant model of behaviour can be identified. In percentage terms, the most frequently observed phenomenon is default with all three relationship lenders (around 22% of cases), followed by default with the first two banks (20% of cases) and default with the first bank (16% of cases).¹⁷

5. Analysis of the determinants of the choice of single relationship lending

Empirical studies analysing the determinants of the choice of bank financing model by individual firms (Memmel et al., 2007) find a particularly important role for the size, age and creditworthiness of the firm, the technology and knowledge intensity and cyclicity of the industry, and the type and size of the lender/lenders. The industry- and firm-level characteristics indicate a positive correlation between a firm's size and age and its number of lending relationships, and a negative correlation between the creditworthiness of the firm and the technology and knowledge intensity of the industry and the number of lending relationships. Stein et al. (2007) set out detailed arguments from the theoretical literature supporting these correlations, arguments that are based to a large extent on the problem of information asymmetry and strategic behaviour of firms. The geographical location of the firm may also play a role, as firms from smaller communities away from financial (regional) centres may tend to borrow from the single bank that is most accessible to them. For foreign firms, ties between parent companies and foreign banks may also play a role. It is reasonable

¹⁶ At the end of 2008, this situation switched towards equal default vis-à-vis both relationship lenders (50% of all firms in default in 2008 Q4).

¹⁷ Unfortunately, the credit register does not include variables on bank's size, ownership, performance and the structure of balance sheets, so a number of potentially important research questions related to different behaviour to different lenders is not analyzed.

to assume, therefore, that Austrian firms, for instance, will borrow mainly from banks owned by Austrian banking groups.¹⁸

We analyse the determinants of the choice of bank financing model using classical regression (the pooled OLS method), fixed-effects panel regression and random-effects panel regression in order to capture the effects of variables that do not vary over time.¹⁹ The share of the main relationship lender in the firm's total bank debt (i.e. actually the loan concentration) was used as the dependent variable.²⁰ The explanatory variables used were firm characteristics (turnover, age of firm, risk of firm), selected industry-level variables, namely the cyclicality of the industry (the correlation between the industry's gross added value and overall GDP) and a dummy variable for high and medium-high technology and knowledge intensity industries.²¹ As the effect of firm size on bank loan concentration may be non-linear, a dummy variable was used for medium-sized and large firms.²²

The regression results confirm that larger and older enterprises have less concentrated loans and hence a greater number of relationship lenders (Table 4).²³ Some non-linearity of the effect of firm size on the share of the largest relationship lender was also confirmed, although its size is relatively small (about 2 percentage points). Firms in technology- and knowledge-intensive industries tend to concentrate their borrowing needs in one bank, whereas firms with lower creditworthiness as measured by the default rate in the past two years borrow from more than one bank (although this fixed-effects model does not find a significant effect). The results are consistent with findings for the German economy (Mommel et al., 2007; Stein et al., 2007).

Table 4: Regression results for bank financing model

¹⁸ Variables capturing corporations' geographical ties and countries of origin were not available, so the influence of these factors was not tested in the analysis.

¹⁹ The firm size information does not vary over time as it is taken from the turnover categories in the RES (Register of Economic Agents) database and is always overwritten in the CRC historical data by the latest information.

²⁰ Alternatively, we also used the number of banks the firm borrows from. Given the nature of this variable, which takes discrete values between 1 and 11, in this case we used Poisson regression, which takes the categorical nature of the dependent variable into account. The results, however, are in line with the aforementioned findings.

²¹ See CZSO, *Klasifikace zpracovatelského průmyslu podle technologické náročnosti* [Classification of manufacturing by technology intensity] and *Klasifikace odvětví služeb podle znalostní náročnosti* [Classification of services by knowledge intensity].

²² Other than given variables proved to be insignificant. Descriptive statistics of relevant variables used in the regressions can be found in Appendix.

²³ Information on turnover is not available for all firms, so the regressions using this variable were performed only on a subsample containing roughly half the number of firms.

(OLS, fixed-effects model (FE) and random-effects model (RE))

Dependent variable: Share of main relationship lender	OLS (1)	OLS (2)	FE	RE
Turnover	-0.0000847*** [0.00000061]	-0.0000892*** [0.00000061]		-0.0000657*** [0.0000014]
Age of firm	-0.00254*** [0.000029]	-0.00239*** [0.000029]		-0.00218*** [0.000059]
Dummy for technology- and knowledge-intensive industries	0.00634*** [0.00032]	0.00700*** [0.0016]		0.0101*** [0.00062]
Cyclicalilty of industry	0.0289*** [0.00061]	-0.0388*** [0.0014]	-0.0338*** [0.0011]	-0.0124*** [0.00087]
Risk of firm (past default rate)	-0.00840*** [0.00069]	-0.00758*** [0.00069]	0.000294 [0.00087]	-0.00330*** [0.00078]
Dummy for medium-sized and large firms	-0.0192*** [0.00041]	-0.0140*** [0.00043]		-0.0217*** [0.00096]
Constant	0.969*** [0.00057]	0.941*** [0.00067]	0.982*** [0.00081]	1.003*** [0.00092]
Industry dummies	no	yes	no	no
No. of observations	717346	717346	717346	717346
No. of firms	63088	63088	63088	63088
R-squared	0.08	0.09	0.01	0.01

Standard error in parentheses, *** p<0.01, ** p<0.05, * p<0.1

As regards the industry's cyclicalilty effect, Stein et al. (2007) do not find a significant effect of this variable for German firms. The OLS results without industry dummies and the two panel estimates on the other hand differ in our case and are significant in both cases. Economic intuition would suggest that firms in procyclical industries should use multiple relationship lenders and have less concentrated loans, as indicated by the panel estimate results, because banks do not like to be the single relationship lenders of too procyclical and hence relatively risky firms. It might be that some of the firms (or industries) are responsible for this result, so we run OLS with industry dummies. In this case, the results are compatible with the panel regression results (Table 4).

6. Effect of application of single relationship lending on banking portfolio risk

Does a bank's orientation towards clients applying dominant relationship lending have an effect on its portfolio risk, and is that effect positive or negative? The above analysis of the determinants of the choice of relationship lending model showed that firms with higher creditworthiness (lower default risk) tend to concentrate their loans in a single dominant relationship lender.²⁴ According to von Thadden (2004) this is consequence of a dynamic process where creditworthy clients stay with their main relationship lender while uncreditworthy clients switch to the model of multiple relationship lenders. Over time, the

²⁴ Although the fixed-effects panel regression results did not support this conclusion, the alternative estimates of the effect of this variable on the number of relationship lenders confirm it.

higher proportion of firms applying dominant relationship lending with such lenders should thus give rise to a lower corporate portfolio default rate. However, large firms, which are generally less risky but due to their size are often financed by syndicated loans from several banks, may have the opposite effect.

To answer this question, we performed a panel regression in which the dependent variable was the default rate in banks' corporate loan portfolio. The explanatory variables used were portfolio characteristics, macroeconomic indicators and in particular an indicator for the bank's orientation towards "single" clients as measured by the ratio of loans to clients applying dominant relationship lending to the bank's total loan portfolio (Table 5).²⁵

The panel regression results reveal that an orientation towards clients applying dominant relationship lending has a positive effect on the bank's loan portfolio quality. This result can be explained by a better knowledge of such clients by the bank and more effective risk management in this segment and is largely in line with the theoretical literature (Rajan, 1992; von Thadden, 2004).

Behr et al. (2007) discuss the benefits of specialization versus diversification of banks. However, concentrating on relationship borrowers cannot be interpreted as pure specialization strategy, as the relationship borrowers can come from different industries and have different characteristics. Thus, by focusing on relationship borrowers, the banks can reap benefits of diversification as well.

The panel regressions containing all the banks did not prove any dependence of their credit risk on the economic cycle as measured by GDP growth.²⁶ This is largely due to the inclusion of numerous small and medium-sized banks, whose share in the credit risk of the banking sector's total loans is relatively negligible. However, these banks, given their relatively small loan portfolios, different strategies and specialisations in selected segments of the economy, can show relatively sizeable changes in portfolio structure and performance that are not primarily correlated with the economic cycle.²⁷ If we perform this regression for large banks only, dependence on the economic cycle is confirmed.

²⁵ Descriptive statistics of all variables used in the regressions can be found in Appendix.

²⁶ The other macroeconomic variables were either insignificant or had a sign inconsistent with economic intuition.

²⁷ Some small and medium-sized banks, for example, applied an aggressive strategy to win market share, leading to growth in the credit risk of their portfolios at times when the economy was growing strongly.

Table 5: Panel regression results for credit risk
(fixed-effects model; all banks excluding banks with zero default rate)

Dependent variable: 12M default rate	All banks	Large banks
Share of clients applying dominant relationship banking	-0.125*** [0.038]	-0.105** [0.049]
Share of small corporations in total portfolio	0.109** [0.049]	0.129*** [0.045]
Share of foreign-controlled corporations in portfolio	-0.0986** [0.043]	0.00899 [0.049]
Share of forex loans in portfolio	0.0987*** [0.038]	-0.0296 [0.062]
GDP growth (y-o-y)	0.00181 [0.0018]	-0.00394*** [0.00099]
Constant	0.0706** [0.028]	0.0754** [0.037]
No. of observations	412	100
No. of banks	17	4
R-squared	0.06	0.25

Standard error in parentheses, *** p<0.01, ** p<0.05, * p<0.1

An orientation towards small firms fosters a higher default rate, although this factor is reflected in higher client interest rates. Moreover, single or dominant relationship lending, where the main bank knows the company well and is better able to manage the risks, predominates in small companies. A lower default rate is fostered by greater orientation of banks towards foreign-controlled corporations and a lower proportion of FX loans. The last two factors, however, are insignificant in large banks.

7. Conclusions

This paper provided the first evidence on relationship lending in the Czech Republic using data on individual bank loans of non-financial corporations in the Czech Republic taken from the CNB's Central Credit Register. These data have not previously been used for analytical purposes, so this paper represents the first research study drawing on this original source of data.

The results of the analysis of the model of bank financing of firms in the Czech Republic revealed a high relevance of single (sole) relationship lending. This model is applied primarily by small and young firms in technology- and knowledge-intensive industries. By contrast, less creditworthy firms and firms in cyclical industries tend to borrow from more than one bank.

The data also revealed that firms applying relationship lending have a higher share of overdrafts and debit balances in their total bank debt than companies that do not apply this model. This may be linked with company size, since relationship lending is applied more by

small firms which usually have more volatile revenues are forced to use overdraft or debit facilities more often.

The analysis showed that for firms with more than one lending relationship, the most common combination is to have two large banks as main lenders. Medium-sized banks and foreign banks branches occupy more distant places in the order of financing importance. As the lending services offered to firms by all the large banks are broadly similar, this might indicate that firms opt for the “large–large” combination as a strategy for avoiding the “hold-up” problem of being “captured” by one relationship lender. The firm’s bargaining position as regards lending conditions improves if its credit history is known to more than one bank.

For firms using multiple banks, it was shown that firms behave differently towards different banks in terms of the extent to which banks use overdrafts or FX loans. Interestingly, as regards the firms’ behaviour towards different banks in the event of repayment difficulties, the data indicates that a half of firms with two relationship lenders tend to default with their main bank and keep up their repayments with the second bank.

The paper also analyses whether the financing model chosen has a significant effect on the credit risk of relationship lenders. It turns out that the level of credit risk at bank level decreases in line with the extent to which firms applying single relationship lending occur in the bank’s portfolio. This result can be explained by a better knowledge of such clients by the bank and more effective risk management in this segment and is largely in line with the theoretical literature.

References

AKOI, M., PATRICK, H. (1994): *The Japanese Main Banking System*, Oxford University Press, pp. 3–50

BANNIER, C.E. (2009): *Is there a hold-up benefit in heterogeneous multiple bank financing?*, Frankfurt School - Working Paper Series 117, Frankfurt School of Finance and Management.

BEHR, A., KAMP, A., MEMMEL, C., PFINGSTEN, A. (2007): *Diversification and the banks’ risk-return-characteristics - evidence from loan portfolios of German banks*, Deutsche Bundesbank Discussion Paper 05/2007.

- BOLTON, P., SCHARFSTEIN, D. (1996): *Optimal Debt Structure and the Number of Creditors*, Journal of Political Economy, Vol. 104, pp. 1–25
- CORSETTI, G., PESENTI, P., ROUBINI, N. (1999): Paper tigers?: A model of the Asian crisis. European Economic Review, Volume 43, Issue 7, pp. 1211-1236
- DEWATRIPONT, M., MASKIN, E. (1995): *Credit and Efficiency in Centralized and Decentralized Economies*, Review of Economic Studies, Blackwell Publishing, vol. 62(4), pp. 541-55
- DIAZ-ALEJANDRO, C. (1985): *Good-bye financial repression, hello financial crash*, Journal of Development Economics, Elsevier, vol. 19(1-2), pp. 1-24
- ELSAS, R. (2005): *Empirical Determinants of Relationship Lending*, Journal of Financial Intermediation, Vol. 14, pp. 32–57
- ELSAS, R., KRAHNEN, J. P. (1998): *Is Relationship Lending Special? Evidence from Credit Files in Germany*, Journal of Banking and Finance, Vol. 22, pp. 1283–1316
- GERŠL, A., JAKUBÍK, P. (2009): *Models of bank financing of Czech corporations and credit risk*, CNB Financial Stability Report 2008/2009, pp. 92-101.
- GORTON, G., SCHMID, F. (1996): *Universal Banking and the Performance of German Firms*, Working Paper 5453, National Bureau of Economic Research, Cambridge, MA
- GIOVANNI, F., KANG, T., KIM, I. (2001): *The Value of Relationship Banking during Financial Crises: Evidence from the Republic of Korea*, World Bank Policy Research Working Paper No. 2553
- HARHOFF, D., KÖRTING, T. (1998): *Lending Relationships in Germany: Empirical Evidence from Survey Data*, Journal of Banking and Finance, Vol. 22, pp. 1317–1353
- HOSHI, T., KASHYAP, A., SCHARFSTEIN, D. (1991): *Corporate Structure, Liquidity, and Investment: Evidence from Japanese Industrial Groups*, The Quarterly Journal of Economics, MIT Press, vol. 106(1), pp. 33-60
- JANDA, K. (2007): *Optimal Debt Contracts In Emerging Markets With Multiple Investors*, Prague Economic Papers, vol. 2007 (2), pp. 115-129.
- JANDA, K. (2009): *Bankruptcies with Soft Budget Constraint*, The Manchester School, Vol. 77, Issue 4, pp. 430-460, July 2009.

- LEHMANN, E., NEUBERGER, D. (2001): *Do Lending Relationships Matter? Evidence from Bank Survey Data in Germany*, Journal of Economic Behavior and Organization, Vol. 45, pp. 339–359
- MEMMEL, C., SCHMIEDER, C., STEIN, I. (2007): *Relationship Lending – Empirical Evidence for Germany*, Deutsche Bundesbank Discussion Paper 14/2007
- MEMMEL, C., SCHMIEDER, C., STEIN, I. (2008): *When Do Companies Choose Relationship Lender, When Do They Switch?* Deutsche Bundesbank, unpublished
- NAM, S. W. (2004): *Relationship Banking and its Role in Corporate Governance*, ADB Institute Research Paper Series No. 56
- ONGENA, S., SMITH, D. (2001): *The Duration of Bank Relationships*, Journal of Financial Economics, Vol. 61, pp. 449–475
- PETERSEN, M., RAJAN, R. (1994): *The Benefits of Lending Relationships: Evidence from Small Business Data*, Journal of Finance, Vol. 49, pp. 3–37
- RAJAN, R. (1992): *Insiders and outsiders: The choice between relationship and arms length debt*. Journal of Finance, Vol. 47, pp. 1367–1400
- SCHMIEDER, C., MEMMEL, C., STEIN, I. (2008): *Relationship Lending – Do Firms Benefit?* Deutsche Bundesbank, unpublished
- STEIN, I., MEMMEL, C., SCHMIEDER, C. (2007): *Relationship Banking and Financing Costs: Empirical Evidence for Germany*, Deutsche Bundesbank Discussion Paper, forthcoming
- VON THADDEN, E.-L. (2004): *Asymmetric Information, Bank Lending and Implicit Contracts: The Winner's Curse*, Finance Research Letters, Vol. 1, pp. 11–23

Appendix

Table A: Descriptive statistics of variables used in regressions

Variable	Mean	Std. Dev.	Min	Max
Firm's variables				
Turnover in CZK mil	88.46	261.55	0.10	2000.00
No of employees	51.13	264.02	0.00	12000.00
Age of the firm in years	8.90	4.99	1.00	19.00
Cyclicality of the industry (correlation with the GDP)	0.77	0.22	-0.31	0.95
Risk of firm (past default rate)	0.09	0.26	0.00	1.00
Year of the oldest loan	2000.10	4.99	1990.00	2008.00
Total debt in CZK mil	124.00	990.00	0.00	134000.00
Share of FX loans in the firm's debt	0.05	0.21	0.00	1.00
Share of overdrafts in the firm's debt	0.50	0.48	0.00	1.00
No of financing banks	1.18	0.50	1.00	11.00
Share of main relationship lender	0.97	0.11	0.14	1.00
Bank's variables				
Bank's 12M default rate	0.02	0.05	0.00	0.41
Share of clients applying dominant relationship banking	0.61	0.25	0.05	1.00
Share of small corporations in total portfolio	0.41	0.31	0.00	1.00
Share of foreign-controlled corporations in portfolio	0.27	0.25	0.00	1.00
Share of forex loans in portfolio	0.18	0.22	0.00	0.99
Macroeconomic variables				
GDP growth (y-o-y) in the CZ	5.04	1.49	1.80	6.90
GDP growth (y-o-y) in the euro area	1.90	0.87	0.30	3.40
Exchange rate CZK/EUR	29.07	2.45	24.09	32.86
Inflation (y-o-y) in the Czech Republic	2.72	2.02	-0.35	7.35
3M Pribor	2.71	0.76	1.75	4.21
3M Euribor	3.14	1.06	2.03	5.02

IES Working Paper Series

2010

1. Petra Benešová, Petr Teplý : *Main Flaws of The Collateralized Debt Obligation's Valuation Before And During The 2008/2009 Global Turmoil*
2. Jiří Witzany, Michal Rychnovský, Pavel Charamza : *Survival Analysis in LGD Modeling*
3. Ladislav Kristoufek : *Long-range dependence in returns and volatility of Central European Stock Indices*
4. Jozef Barunik, Lukas Vacha, Miloslav Vosvrda : *Tail Behavior of the Central European Stock Markets during the Financial Crisis*
5. Onřej Lopusník : *Různá pojetí endogenity peněz v postkeynesovské ekonomii: Reinterpretace do obecnější teorie*
6. Jozef Barunik, Lukas Vacha : *Monte Carlo-Based Tail Exponent Estimator*
7. Karel Bába : *Equity Home Bias in the Czech Republic*
8. Petra Kolouchová : *Cost of Equity Estimation Techniques Used by Valuation Experts*
9. Michael Princ : *Relationship between Czech and European developed stock markets: DCC MVGARCH analysis*
10. Juraj Kopecsni : *Improving Service Performance in Banking using Quality Adjusted Data Envelopment Analysis*
11. Jana Chvalkovská, Jiří Skuhrovec : *Measuring transparency in public spending: Case of Czech Public e-Procurement Information System*
12. Adam Geršl, Jakub Seidler : *Conservative Stress Testing: The Role of Regular Verification*
13. Zuzana Iršová : *Bank Efficiency in Transitional Countries: Sensitivity to Stochastic Frontier Design*
14. Adam Geršl, Petr Jakubík : *Adverse Feedback Loop in the Bank-Based Financial Systems*
15. Adam Geršl, Jan Zápál : *Economic Volatility and Institutional Reforms in Macroeconomic Policymaking: The Case of Fiscal Policy*

16. Tomáš Havránek, Zuzana Iršová : *Which Foreigners Are Worth Wooing? A Meta-Analysis of Vertical Spillovers from FDI*
17. Jakub Seidler, Boril Šopov : *Yield Curve Dynamics: Regional Common Factor Model*
18. Pavel Vacek : *Productivity Gains From Exporting: Do Export Destinations Matter?*
19. Pavel Vacek : Panel Data Evidence on Productivity Spillovers from Foreign Direct Investment: Firm-Level Measures of Backward and Forward Linkages
20. Štefan Lyócsa, Svatopluk Svoboda, Tomáš Výrost : *Industry Concentration Dynamics and Structural Changes: The Case of Aerospace & Defence*
21. Kristýna Ivanková : *Isobars and the Efficient Market Hypothesis*
22. Adam Geršl, Petr Jakubík : *Relationship Lending, Firms' Behaviour and Credit Risk: Evidence from the Czech Republic*

All papers can be downloaded at: <http://ies.fsv.cuni.cz>

