

EPRU

Economic Policy Research Unit

Institute of Economics

University of Copenhagen

Studivstræde 6

DK-1455 Copenhagen K

DENMARK

Tel: (+45) 3532 4411

Fax: (+45) 3532 4444

E-mail: Grethe.Mark@econ.ku.dk

Homepage: <http://www.econ.ku.dk/epru/>

Is Foreign Exchange Market Intervention an Alternative to Monetary Policy? Evidence from Japan

Rasmus Fatum and
Michael M. Hutchison

2002-11

ISSN 0908-7745

The activities of EPRU are financed by a grant from
The Danish National Research Foundation

**Is Foreign Exchange Market Intervention an Alternative to Monetary Policy?
Evidence from Japan**

March 1, 2002
(This Draft: May 7, 2002)

Rasmus Fatum
Department of Marketing, Business Economics and Law
University of Alberta School of Business
Edmonton, Alberta
Canada T6G 2R6
email: rasmus.fatum@ualberta.ca

Michael Hutchison*
Department of Economics
University of California
Santa Cruz, CA 95064 USA
email: hutch@cats.ucsc.edu

*Corresponding author. Hutchison is also a Research Fellow at the Economic Policy Research Unit (University of Copenhagen) and a Visiting Scholar at the Center for Pacific Basin Monetary and Economics Studies at the Federal Reserve Bank of San Francisco. The views expressed are ours alone. We thank participants at the West Coast Japan Economic Seminar at UCSD for valuable comments. We are also appreciative of research assistance by Stephanie Hendrick and for help with acquiring data from Iichiro Uesugi and Sum-Yu Chiu.

Abstract

Japanese official intervention in the foreign exchange market is of by far the largest magnitude in the world, despite little or no evidence that it is effective in moving exchange rates. Up until recently, however, official data on intervention has not been available for Japan. This paper investigates the effectiveness of intervention using recently published official daily data and an event study methodology. The event study better fits the stochastic properties of intervention and exchange rate data, i.e. intense and sporadic bursts of intervention activity juxtaposed against a yen/dollar rate continuously changing, than standard time-series approaches. Focusing on daily Japanese and US official intervention operations, we identify separate intervention “episodes” and analyze the subsequent effect on the exchange rate. Using the non-parametric sign test and matched-sample test, we find strong evidence that sterilized intervention systemically affects the exchange rate in the short-run. This result holds even when intervention is not associated with (simultaneous) interest rate changes and regardless of whether or not intervention is “secret” (in the sense of no official reports or rumors of intervention reported over the newswires). To some extent intervention might be a useful policy instrument during the zero-interest rate policy period in Japan, effectively depreciating the value of the yen exchange rate (the “foolproof” policy proposed by Svensson, 2001), but the effects are likely to be short-term in nature.

JEL Classification: F31, F33, F42, G15

1 Introduction

The effectiveness of sterilized foreign exchange intervention has been the focus of an ongoing and unresolved controversy since the Jurgensen report was published by G-10 central banks almost twenty years ago (Jurgensen, 1983)). In theory, sterilized intervention may be effective, working through portfolio balance, signaling and noise trading channels. However, empirical support for the effectiveness of intervention, usually based on Bundesbank and Fed intervention, is mixed (see Dominguez and Frankel, 1993, and Sarno and Taylor, 2001, for a recent survey of the literature). Nonetheless, policy makers—judging from their actions-- view sterilized intervention as an instrument for policy. Reviewing the empirical evidence, Obstfeld and Rogoff (1996) conclude: “In any event, governments plainly believe that sterilized intervention has its uses, for they continue to practice it despite the lack of any hard evidence that it is consistently and predictably effective” (p. 595).

Empirical studies to date, however, have not analyzed Japanese *official* intervention data since the Ministry of Finance (MoF) did not make this publicly available until July 2001. The MoF now discloses, with a 1-3 month delay, the day of intervention, the amount of yen intervention (bought and sold by its agent, the Bank of Japan (BoJ)) and the currency of intervention. Whether or not sterilized intervention is effective in Japan is particularly important at the present juncture since, in the current zero interest rate environment, there is seemingly no room for additional monetary policy stimulus to support foreign exchange operations. Moving the exchange rate, for example, is key to Svensson’s (2001) “foolproof” proposal to stop price deflation and stimulate the Japanese economy.

More broadly, this is an important omission in our understanding over the effectiveness of intervention since Japan is by far the largest participant among governments in the foreign exchange market. As Table 1 shows, over the April 1991 - December 2000 period, the BoJ bought (sold) US dollars on 168 (33) occasions for a cumulative amount of \$304 billion (\$38 billion). This dwarfs all other official intervention in the foreign exchange market. For example,

Japanese intervention was greater than US intervention over the same period by a factor of more than 30 and is also much greater than the Bundesbank intervention operations (when Bundesbank was responsible for exchange rate policy in Germany).

Previous studies of Japanese intervention have relied on monthly/quarterly changes in foreign exchange reserves and data on foreign exchange transactions from the supply and demand for funds in Japanese money markets (e.g. Glick and Hutchison, 1994 and 2000; Watanabe, 1994) or, for daily data, newspaper reports of intervention activity (Ito and Roley, 1987; Galati and Melick, 1999; Ramana and Amiei, 2000). As is well known, however, changes in reserves and newspaper reports are unreliable measures and therefore poor proxies for official intervention operations. The only paper using the newly available Japanese intervention data that we are aware of is a study by Ito (2002). He investigates the profitability of intervention, the authorities reaction function, and intervention effectiveness within the context of a GARCH time series model.

The objective of this paper is to explore the effectiveness of official Japanese intervention operations in moving the exchange rate and whether intervention might be viewed as a useful policy instrument, especially in a period of interest rate inflexibility (e.g. zero interest rates). In order to address the issue of effectiveness, the methodological starting point of this paper recognizes that standard time-series techniques are not well suited to the analysis of intervention vis-à-vis the behavior of exchange rates. Exchange rates are typically highly volatile on a day-to-day basis while, on the other hand, intervention tends to come in sporadic clusters – viewed in this light it is perhaps not surprising that time-series based studies tend not to find strong evidence for a systematic link between exchange rate movements and intervention operations. Although standard time-series techniques are somewhat problematic when dealing with data on exchange rates and intervention, the event study approach used in the finance literature seems to fit well. Specifically, a cluster of intervention operations constitutes a natural

candidate for identification as a single event (e.g. the \$11 billion purchases of USD by the BoJ on November 29-30, 1999).¹

In this paper we apply the event study methodology to data on Japanese and US intervention in the USD/JPY exchange rate market over the April 1, 1991 to December 31, 2000 period that Japanese data is available. (This defines the period of analysis). By construction, an event study is a very general test of a specific hypothesis and does not have to rely on a structural model of exchange rate determination. This is a desirable feature given the lack of consensus over the appropriate structural exchange rate model. Using the non-parametric sign test and the matched sample test, evidence in favor of short-term effectiveness is presented.² Moreover, intervention is effective whether or not it is supported by interest rate changes (monetary policy) and whether or not it is “secret” or reported in the newswires. The results are also robust to alternative criteria for “successful” intervention, event definitions and event window lengths. The main caveat of the paper regards the period over which intervention is found to be successful. We find that intervention is not a useful alternative instrument to monetary policy since its effectiveness weakens considerably over periods of a month or more.

The rest of the paper is organized as follows. The next section discusses the data and the methodology. Section 3 presents the baseline event study results. Section 4 analyzes the effectiveness of intervention when not accompanied by policy interest rate changes and “news” (public announcements and newswire reports of intervention). Section 5 changes the baseline

¹ Fatum and Hutchison (forthcoming) use an event study methodology to investigate effectiveness of Fed and Bundesbank intervention operations in the USD/DEM exchange rate. The issue of endogeneity arises in our study (and every intervention study) since the central bank usually takes its queue to intervene on the basis of observed exchange rate movements. We define intervention events as a “cluster” of related days of intervention activity, the final date of which is essentially the manifestation of when the central bank chooses to stop intervening. This “endogeneity” may make intervention appear more effective. However, we argue that the appropriate measure of successful intervention is not the daily instantaneous impact on the exchange rate while the intervention activity is ongoing, but the cumulative effect after its completion.

² Short-term refers to the two, five, ten and fifteen day post-event periods during which the exchange rate movement is examined.

event definition in order to perform robustness checks and addresses the issue of long-run effects of intervention. Section 6 concludes the paper.

2 Data and Methodology

2.1 Data

Total government intervention in the dollar/yen market is the sum of the Japanese government intervention and Fed intervention. The Japanese intervention variable is daily BoJ sales (negative values) and purchases (positive values) of USD (millions) against JPY in the foreign exchange market. The Fed intervention variable is daily Federal Reserve System sales (negative values) and purchases (positive values) of USD (millions) against JPY in the foreign exchange market. Both variables are official foreign exchange market intervention data, publicly available and provided by the Japanese Ministry of Finance and the Board of Governors of the Federal Reserve System, respectively.

Table 1 shows that during the sample period, April 1, 1991 to December 31, 2000, the BoJ intervened in the exchange rate market on a total of 201 days. The BoJ bought USD against JPY on 168 days and sold USD against JPY on 33 days. On most days the magnitude of intervention was substantial, with trades of over USD 100 million and larger dominating (i.e. only 13 trades of less than USD 100 million were reported). By contrast, the Fed intervened in the USD/JPY exchange rate market on a total of 20 days. The Fed purchased USD against JPY on 18 days and sold USD against JPY on only 4 days. Most Fed sales of USD were small scale (less than USD 100 million), while Fed purchases of dollars were somewhat larger but nonetheless almost all under USD 500 million. The exchange rate is the USD/JPY exchange rate, daily quote at noon in New York.³

³ Both the exchange rate of the day of the event (in Tokyo) and the day after the event was employed in order to check the robustness of the results to time zone differences between Tokyo and New York. The results were not affected. We report the results with the same day exchange rate. The other results are available from the authors upon request.

Figures 1 and 2 illustrate the episodic occurrence of Japanese and US interventions in the USD/JPY exchange rate market, respectively, where long periods of consecutive days with no intervention are separated by clusters of relatively short periods of days where intervention took place. Figure 3 shows the evolution of total (combined) intervention.

2.2 Defining Events

The starting point for an event study is to define the event of interest and to identify the period over which the security price is examined. This period is referred to as the event window and it is comprised of the pre-event days (sometimes referred to as the estimation window), the event day (or days), and the post-event days.⁴ The “intervention events” need to be identified by establishing the event window over which the pattern of exchange rate movements is analyzed. Most events in finance occur only once over a given period of time. In other words, the event takes place on a single day.

Defining each day that the BoJ, the Fed, or both were active in the USD/JPY exchange rate market as a separate event, however, is problematic since intervention frequently comes in “clusters”—several days in a sequence, not necessarily continuous (i.e. several days of continuous intervention may be separated by a few days of “tranquillity,” where no intervention occurs, followed by several more days of intervention). A one-day event definition would therefore lead to several instances of pre- and post-event windows around one-day events, during which other one-day events occurred (regardless of the length of the pre- and post-event windows). A seemingly systematic exchange rate movement around one-day events could thus be caused by other one-day events occurring during the pre- and post-event windows, thereby making the event study of little use. Furthermore, a one-day event definition does not help in structuring the data set, nor does it help illuminate the policy intent of intervention at a particular time. For

⁴ See MacKinlay (1997) for a survey on event study methodology.

example, the three continuous days of BoJ intervention on 17-19 December 1997 (during which a total of \$8.2 billion USD were sold in support of the JPY) are naturally viewed as a single event.

A general consideration when defining events is that, if the event period is set too short, then what is actually one policy episode of intervention may be incorrectly identified as two (or more) events (and potentially leading to a number of overlapping event windows). On the other hand, if the event period is set too long, then what are actually two policy episodes – separate policy decisions to intervene in the foreign exchange market – may be incorrectly identified as a single event.

In this context, an event is defined as a period of days with official intervention in the USD/JPY exchange rate market in one direction (in terms of purchases or sales), conducted by the BoJ, the Fed, or both, and possibly including a number of days with no intervention. A related point is how many consecutive days of no intervention (the “tranquillity” period) that can be allowed for while still considering the surrounding days of intervention to be part of one and the same event. Given the structure of the intervention data, we choose a “tranquillity” period of 5 days for our baseline results (and vary this number in the robustness checks).

The length of the pre-event and post-event periods, respectively, needs to be set long enough to capture a “normal” no intervention performance of the exchange rate. If the length of the periods is set too long, however, a number of instances of overlap of pre- and post-event windows are created. Pre- and post-event window lengths of two, five, ten and fifteen days were applied and the results were found to be robust to either window length. The results with two-day event windows are our baseline, but a summary of the results with other event window lengths is also presented.

2.3 Defining Successful Intervention

A final methodological issue is how to define a successful intervention episode. There is no convention on the definition of a successful intervention episode and, rather than relying on a

single definition, this study applies three alternative criteria (see Fatum and Hutchison, 2002). The first criterion of success is simply whether the direction of the movement in the exchange rate is the same as the direction in which the central bank was intervening, e.g. does the value of the JPY relative to the USD increase after JPY are purchased? This measure of successfulness is referred to as the “direction” criterion and is formally expressed as follows: An event is a success if either

$$\{E_i > 0 \text{ and } \Delta s_{i+} > 0\} \text{ or } \{E_i < 0 \text{ and } \Delta s_{i+} < 0\}$$

where E_i is the total amount of central bank intervention (positive values represent purchases of USD, negative values represent sales of USD) during event i and s_{i+} is the JPY/USD exchange rate change during the associated post-event window.

The second criterion defines a successful event as one where intervention is associated with a smoothing of the exchange rate movement. This criterion is formally expressed as follows: An event is a success according to the “smoothing” criterion if either

$$\{\text{the event is a success according to the “direction” criterion}\} \text{ or}$$

$$\{E_i > 0 \text{ and } \Delta s_{i+} > \Delta s_{i-}\} \text{ or } \{E_i < 0 \text{ and } \Delta s_{i+} < \Delta s_{i-}\}$$

where s_{i-} is the JPY/USD exchange rate change during the associated pre-event window.

The meaningfulness of both criteria, however, can be questioned if the central banks were to follow a “leaning with the wind” policy, i.e. if the central banks were to intervene in support of an ongoing exchange rate trend (formally expressed as either $\{E_i > 0 \text{ and } \Delta s_{i-} > 0\}$ or $\{E_i < 0 \text{ and } \Delta s_{i-} < 0\}$) as opposed to “leaning against the wind” when the central banks are trying to slow or reverse the trend (formally expressed as either $\{E_i > 0 \text{ and } \Delta s_{i-} < 0\}$ or $\{E_i < 0 \text{ and } \Delta s_{i-} > 0\}$).

> 0)).⁵ For example, if the JPY is appreciating during both the pre- and the post-event window, an associated purchase of JPY – even if in reality completely ineffective – is deemed a success according to the “direction” as well as the “smoothing” criterion. Using the same example, suppose the rate of change is actually smaller after the intervention event, i.e. the exchange rate still moves in the intended direction but at a lower pace than before the intervention occurred, it seems counterintuitive to denote such an event successful.

In order to accommodate these potential shortcomings of the applied definitions the analysis also distinguishes between “leaning with the wind” and “leaning against the wind” events by conditioning each event on the exchange rate movement of the associated pre-event window.

When the “direction” criterion is applied to “leaning against the wind” events only, the resulting measure of success has a clear meaning in terms of reversing the exchange rate trend that prevailed up until intervention occurred. This particular measure is denoted the “reversal” criteria.

2.4 Test Statistics

Two statistical tests are employed. The first test is the non-parametric sign test for the median. This statistic verifies whether the “directions” or the “reversals” in the direction of the exchange rate change following intervention events (e.g. from appreciation during the pre-event window to depreciation during the post-event window), or “smoothing” of the exchange rate change following intervention events (e.g. smaller appreciation) are random or systematic. The sign test for the median is applicable to any continuous distribution and the null hypothesis is that the population corresponding to the sample has a median value equal to zero against the alternative that the median is larger than zero.

⁵ Since the motivation for central bank intervention is rarely announced, the policy criteria “leaning against” and “leaning with” the wind are only indicative of actual policy intentions.

With reference to the “direction” and “reversal” criteria for success, if the hypothesis is true, the probability ρ of observing a positive value (“success”) is the same as that of observing a negative value (“no-success”), hence $\mu = 0.5$. In other words, the random variable X (equal to the number of positive values or “successes”) among n sample observations has a binomial distribution with $\mu = 0.5$. A significant sign test indicates that the observed number of successes is not a random finding attributable to the equal probability of appreciation or depreciation. For details on this test in event studies, see MacKinlay (1997).⁶

The second test is the matched sample test (see, for example, Ben-Horim and Levy, 1984, p. 458). This one verifies whether there is a significant shift in the exchange rate change between the pre- and the post-event periods. Since it is straightforward to match the observations of one sample (before) with the observations of the second sample (after), the matched sample test can be applied to the event study set-up. The matched sample test is identified with the “smoothing” criterion since it indicates, at the minimum, smaller JPY appreciation or depreciation.

3 The Results of the Event Study

Focusing first on the two-day pre- and post-event window definitions (and the maximum 5-day “tranquillity” period), Table 2 identifies 43 intervention events over the 10-year period. The table provides a detailed description of the behavior of the USD/JPY exchange rate during the pre- and post-event windows, the total amount (and direction) of the intervention for each event, and the number of days of intervention during the events.

The BoJ, the Fed, or both intervened in the USD/JPY exchange rate market on 43 separate events, and 28 of these cases consisted of multiple days of intervention operations. Comparing the direction of intervention during the event with the change in the exchange rate

⁶ Despite the usefulness of the non-parametric rank test in event studies, see MacKinlay (1997) and Campbell and Wasley (1993) for details, the relatively small number of events in our samples

over the preceding period, the two-day pre-event window, 34 events appear consistent with a “leaning against the wind” intervention policy and, accordingly, nine events appear in line with “leaning with the wind”.

Turning to the successfulness of the defined events, it is immediately apparent that the direction of the change in the exchange rate during the post-event window was consistent with the direction of the associated intervention in 31 events. In other words, 31 of the 43 events were successful according to the “direction” criterion. Furthermore, 24 of the 34 “leaning against the wind” events were successful according to the “reversal” criterion while 29 of the 34 “leaning against the wind” events were successful according to the “smoothing” criterion.

3.1 Sign Test Results

Table 3 displays the results from the sign test based on the “direction”, the “reversal”, and the “smoothing” criterion for successfulness of an event. For the case of the “direction” criterion, the table divides the 43 events into USD purchases (29 events) and sales (14 events). 22 of the 29 events of USD purchases were successful thus rejecting randomness at the 99 percent significance level. Only 9 of the 14 events of JPY sales were successful - thus the exchange rate movements subsequent to the intervention operations appeared to be random. Without distinguishing between purchases and sales of USD, 31 of the 43 events were successful, rejecting randomness at the 99 percent significance level.

Based on the “reversal” criterion, and thus the sub-set of events associated with a “leaning against the wind” policy, 17 of the 23 events of USD purchases when the USD had been depreciating were successful, rejecting randomness at the 95 percent significance level. 7 of the 11 events of USD sales when the USD was appreciating were successful, so that randomness could not be rejected. Accordingly, 24 of the 34 events of either USD sales or purchases were successful thus rejecting randomness at close to the 99 percent significance level.

precludes this test.

Finally, the sign test based on successfulness according to the “smoothing” definition finds that 20 (9) of the 23 (11) events of USD purchases (sales) associated with a “leaning against the wind” policy were successful, but that randomness could not be rejected at conventional significance levels (based on a binomial distribution with the probability of an individual success of 75%). Randomness could also not be rejected for purchases and sales taken together, despite the fact that 29 of the 34 “leaning against the wind” events were successful.

As an illustration of the findings being robust to pre- and post-event window lengths other than two days, Table 4 provides a comparison of the sign test results based on window lengths of two and five days.⁷ (The rows identified with “excl. interest rate changes” are discussed in the next section). The results with 5-day windows are stronger than with 2-day windows. With respect to every criterion of success, randomness was rejected at the 99 percent significance level using the 5-day event window. Over a period of 5 days, the success of intervention operations is striking. In particular, it is noteworthy that the “smoothing” criterion is also met for intervention success with the 5-day event window.

Summarizing the findings of this part of the analysis, the null hypothesis of no link between the intervention events and the subsequent short run exchange rate movements is clearly rejected. These results are robust to changes in the length of the pre- and post-event windows and the criteria for success applied as well as to exclusion of “leaning with the wind” observations from the sample.

3.2 Matched Sample Test Results

Table 5 presents the results of the matched sample test of the “smoothing” criteria for intervention success. Before (after) the intervention events when the two authorities (BoJ and Fed) purchased USD in the foreign exchange market the average exchange rate change was 0.84

⁷ Longer window lengths are problematic as expanding the window length beyond the maximum allowed “tranquillity” days creates several overlaps of pre-and post-event windows.

(-0.28).⁸ Before (after) the intervention events when the two central banks sold USD in the foreign exchange market the average exchange rate change was -0.32 (0.26). Events of “leaning against the wind” intervention in the USD/JPY exchange rate were, on average, associated with a reversal of the preceding trend. Formally, both cases strongly reject (at the 95 percent significance level or higher) the null hypothesis of no difference in means – that is, intervention appears to have had a smoothing effect on exchange rate changes.

The applied matched sample test, as already noted, assumes normality in the underlying distribution of pre- and post-event window exchange rate changes. There is substantial evidence, however, that exchange rates exhibit a high degree of kurtosis (“fat tails”). This implies that the normality assumption would lead to a bias towards rejecting the null hypothesis of no difference in mean values. To address this concern, we regress our sample of leaning against the window “matched pair” differences (for both USD sales and USD purchases) on a constant term using White’s (1980) heteroskedasticity-consistent (robust) standard errors. The estimated constant term for the differences in matched pairs USD sales (USD purchases) regression is the same as the mean values reported in Table 5, of course, and the p-value is 0.01% (0.00%). These results are thus consistent with the matched sample tests reported in Table 5.

4 Intervention Success and “News”

Up to this point, exchange rate movements during the post-event windows are implicitly attributed to central bank intervention and no controls are made for the arrival of other economic news or policies. That is, the event study methodology assumes that intervention defines the event and is not systematically linked to other relevant economic news or developments such as monetary policy shifts. In principle, this is an issue arising in all event studies but is a greater concern in cases such as ours where the event may be drawn out over several days.

⁸ Focusing on the events associated with a “leaning against the wind” policy.

In this context, changes in interest rate policy and formal announcements that the BoJ has intervened would seemingly be the most likely economic developments systemically related to intervention policy. The former “news” is especially relevant under present conditions-- if seemingly successful interventions in Japan were in reality attributable to simultaneous and supporting interest rate changes, this channel is now cut off (on the downward side) with the zero interest rate policy. Under these circumstances, intervention may not be effective. (Intervention with simultaneous interest rate changes may be interpreted as unsterilized intervention). The second point is also of interest, however. Is “secret” intervention (e.g. no official reports or rumours of intervention over the newswires) as effective as reported intervention operations in moving the exchange rate?

4.1 Interest Rate “News”

To address the first point, we investigate in table 6 the way short-term interest rates controlled by the Fed and the Bank of Japan are correlated with our intervention events. 6 events in our combined intervention (Fed and the Bank of Japan) sample were also associated with interest rate changes by either the Fed or the BoJ at some point during the sample period. The second column shows the interest rate changes during each event (JPD indicates discount rate changes by the BoJ; FF denotes Federal Funds rate changes by the Federal Reserve). The third column shows the amount of intervention during the event (positive values indicate purchases of USD against JPY by either the Fed or BoJ). The fourth column shows the date of the interest rate change and the last column indicates whether the interest rate change is in a direction consistent with the intervention operation during the event.

This analysis indicates that only half of the interest rate changes are consistent with the intervention operations during the event period. For example, the \$10.9 billion USD purchases (sales of JPY) on September 6-8, 1995 were consistent, in the sense of an attempt to weaken the value of the yen in the foreign exchange market, with the 50 basis point decline in

the Bank of Japan's discount rate on September 8. On the other hand, the BoJ discount rate drop on July 27, 1992 was not consistent with the \$374 million USD dollar sales (JPY purchases) on the foreign exchange market.

To isolate the effect of intervention alone (i.e. without interest rate changes), we separate out those events during which no interest rate changes took place. This provides a subsample of 37 "pure" intervention policy events. These results, reported in table 4 (denoted by "excl. interest rate changes"), also support the hypothesis that intervention events are associated with significant exchange rate changes. The results are almost identical to the tests where interest rate changes are included (although with fewer degrees of freedom, statistical significance is lowered slightly). Intervention is again significant at conventional levels in every case except in the case of the "smoothing" criteria with 2-day windows. Whether the interest rate changes are included or not does not materially change the results.

These results indicate that, at least in the very short run, intervention policy is effective in moving the exchange rate without supporting interest rate changes. Intervention may not be an alternative to an effective monetary policy since there is only evidence (in our event study) of effectiveness over a horizon measured in terms of the number of days, not weeks or months. Nonetheless, intervention would appear to be effective in moving the exchange rate in the present circumstances - as the BoJ follows a zero-interest rate policy. This is consistent with Svensson's (2001) proposal that the BoJ make an aggressive move to depreciate the exchange rate in attempt to counteract price deflation and recession.

4.2 News reports of intervention: Is "secret" intervention effective?

We also investigated the extent to which intervention reported by the authorities, or market rumors of intervention, are responsible for the evidence of intervention's effectiveness in moving exchange rates. We conduct event studies excluding intervention news, and are able to address whether "secret" intervention is effective. News reports were gleaned from the Wall

Street Journal (from previous day Reuters newswire reports), and dated to reflect the day the news was available to the market.

Table 7 shows the basic event study methodology, for both 2- and 5-day windows, where events are excluded if intervention “news” was reported simultaneously. The two types of intervention news that would exclude an event are reported intervention as well as “rumours” of intervention. In this sense, the event study in table 7 shows the effects of “secret” intervention. A very high percentage of the events reported in table 7 are “successful” but statistical power is low due to the reduced degrees of freedom. For example, we excluded (due the simultaneous news) 34 of the 43 events in the “direction” test, leaving only 9 events in the sample. 7 of the 9 events were successful using 2-day windows according to the direction criterion (78% success rate), but this is only significant at the 90% level of confidence due to the small number of observations.

Looking across the three tests, two types of news categories, and two window definitions, we observe that intervention was successful in 67% to 100% of the events. This number is similar to the results when “news” events were not excluded. However, the p-values range from 1.95% to 84.38% due to the low degrees of freedom. On balance, given the low power of the tests, formal statistical tests may not accurately reflect the relative success of “secret” intervention operations. Reports and rumors of intervention usually accompanied actual intervention operations in Japan, making it difficult to disentangle the relative efficacy of open and secret intervention operations.

5 Robustness Check and Long Run Effects

So far the analysis has been based on an event definition where intervention operations separated by more than 5 consecutive days of no intervention were considered part of different events (the 5-day “tranquillity” definition). In order to check the robustness of the previous results we now apply an alternative event definition where intervention operations separated by as many as 15

consecutive days of no intervention are still considered part of the same event (a 15-day “tranquillity” definition). Allowing for 15 consecutive days of no intervention in our event definition reduces the number of events in the sample, thereby lowering the power of the sign test and, therefore, makes the null hypothesis of ineffectiveness harder to reject. Furthermore, this alternative event definition allows for an extension of the pre- and post-event windows to span 15 days without the post-event (pre-event) window of one event coinciding with intervention operations of the subsequent (previous) event.

Table 8 shows the sign test results for four different window lengths – 2, 5, 10 and 15 day window lengths - based on the alternative 15 day “tranquillity” definition. With respect to the “direction” criterion, randomness was rejected at the 99 percent significance level for all four window lengths while randomness was rejected at the 95 percent significance level or better when focusing on the “reversal” as well as the “smoothing” criterion. Despite the lower number of events, the previous findings are strongly robust to changes in the event definition.

Our criteria for a successful event focus on the short run, i.e. the two to five day windows before and after each event when using the 5-day tranquillity definition and the two to fifteen day windows before and after when using the 15-day tranquillity definition. Beyond the 15-day window length, we have not addressed the question of whether intervention events appear to have any lasting effect. In order to address this question, we use the 15-day “tranquillity” event definition and extend the pre- and post event windows of our event study set-up to span 30 days. “Long run” success is thus defined as an average exchange rate movement over a period of 30-days following, and consistent with, the associated intervention event. Extending the analysis to encompass this long of an event window comes at a cost, however, since a number of the intervention events are necessarily excluded due to the overlap of post-event windows and subsequent events. Furthermore, the longer the event window the more likely that other news may influence exchange rate developments. Nonetheless, using the 30-day window and again applying the sign test to the three criteria of success (direction,

reversal or smoothing), we can no longer reject the null hypothesis (no effect). In particular, the number of successful events do not exceed the 90 percent confidence level for any of the 9 tests (three criteria of success applied to all events, purchases of USD only and sales of USD only). Although these “long run” results should be interpreted with caution due to the limited sample size, it is clear that evidence in support of effective intervention is absent when the window-lengths are extended to 30 days.

6 Conclusion

Japanese official intervention in the foreign exchange market is by far the largest magnitude in the world, despite little or no evidence that it is effective in moving exchange rates. Up until recently, however, official data on intervention has not been available for Japan. This paper investigates the effectiveness of intervention using recently published official daily data and an event study methodology. The event study better fits the stochastic properties of intervention and exchange rate data, i.e. intense and sporadic bursts of intervention activity juxtaposed against a yen/dollar rate continuously changing, than standard time-series approaches.

Focusing on daily Japanese and US official intervention operations, we identify separate intervention “episodes” and analyze the subsequent effect on the exchange rate. Using the non-parametric sign test and matched-sample test, we find strong evidence that sterilized intervention systemically affects the exchange rate in the short-run. This result holds even when intervention is not associated with (simultaneous) interest rate changes and regardless of whether or not intervention is “secret” (in the sense of no official reports or rumors of intervention reported over the newswires). The event-study methodology does not allow identification of the particular channel through which intervention works. However, our findings are consistent with recent literature interpreting intervention as a means to “signal” not only future policy but also the central bank’s views on the fundamental/equilibrium value of the exchange rate.

We only find support for short-run effectiveness of intervention, however. Our horizon for the baseline results were for an effect measured from 2-5 days, and an extension of the framework showed effects lasting for up to two weeks. Intervention is also effective in the short-term even if not accompanied by supporting interest rate changes. This is relevant for present circumstances in Japan where the Bank of Japan is following a zero interest rate policy and there is no room to lower interest rates further. This result suggests that the Bank of Japan could indeed, as Svensson (2001) proposes, engineer exchange rate depreciation (thereby counteracting deflation and recession) even though interest rates cannot be moved further downwards. An important caveat, however, is that intervention in our study only appears effective in moving the exchange rate over a short horizon (up to two weeks), clearly limiting its usefulness as a substitute for an effective monetary policy instrument.

References

- Ben-Horim, Moshe and Haim Levy: Statistics: Decisions and Applications in Business and Economics. Second Edition. Random House (New York). 1984.
- Campbell, Cynthia J. and Charles Wasley: "Measuring Security Price Performance Using Daily NASDAQ Returns." Journal of Financial Economics 33:1 (February 1993), pp. 73-92.
- Dominguez, Kathryn M. and Jeffrey A. Frankel: Does Foreign Exchange Intervention Work? Institute for International Economics (Washington, D.C.). 1993a.
- Fatum, Rasmus and Michael M. Hutchison: "Is Sterilized Foreign Exchange Intervention Effective After All? An Event Study Approach", UCSC Working Paper No. 02-02 (August 2001). Forthcoming, The Economic Journal (April 2003).
- Galati, Gabriele and William Melick: "Central Bank Intervention and Market expectations: An Empirical Study of the Yen/Dollar, 1993-96", BIS Working Paper no. 77 (October 1999).
- Glick, Reuven and Michael Hutchison: "Monetary Policy, Intervention and Exchange Rates in Japan," in R. Glick and M. Hutchison (editors) Exchange Rate Policy and Interdependence: Perspectives from the Pacific Basin Cambridge University Press (Cambridge, United Kingdom), 1994 (chapter 10, pp. 225-257).
- Glick, Reuven and Michael Hutchison: "Foreign Reserve and Money Dynamics with Asset Portfolio Adjustment: International Evidence," Journal of International Financial Markets, Institutions and Money 10 (2000), 229-247.
- Ito, Takatoshi: "Is Foreign Exchange Intervention Effective? The Japanese Experience in the 1990s," NBER Working Paper No. 8914 (April 2002).
- Ito, Takatoshi and Vance Roley: "News From the US and Japan: What Moves the US-Yen/Dollar Exchange Rate," Journal of Finance, 1987.
- Jurgensen, P.: "Report of the Working Group on Exchange Market Intervention (Jurgensen Report)", Washington, Treasury Department (March 1983).
- MacKinlay, A. Craig: "Event Studies in Economics and Finance." Journal of Economic Literature 35 (March 1997), pp. 13-39.
- Obstfeld, Maurice and Kenneth Rogoff: Foundations of International Macroeconomics, MIT Press, Massachusetts (1996).
of Monetary Economics 14, 1984, pp. 133-150.
- Ramaswamy, Ramana and Hossein Samiei: "The Yen-Dollar Rate: Have Interventions Mattered?", IMF Working Paper No. 00/95 (2000).
- Sarno, Lucio and Mark P. Taylor: "Official Intervention in the Foreign Exchange Markets: Is it Effective and, If So, How Does It Work?", Journal of Economic Literature, vol 34, (2001) pp. 839-868.

Svensson, Lars E.O. "The Zero Bound in an Open Economy: A Foolproof Way of Escaping from a Liquidity Trap," *Monetary and Economic Studies* 19(S-1), February 2001, 277-312.

Watanabe, Tsutomu: "The Signaling Effect of Foreign Exchange Intervention: The Case of Japan," in R. Glick and M. Hutchison (editors) Exchange Rate Policy and Interdependence: Perspectives from the Pacific Basin Cambridge University Press (Cambridge, United Kingdom), 1994 (chapter 11, pp. 258-286).

White, Halbert: "A Heteroskedasticity-Consistent Covariance Matrix and a Direct Test for Heteroskedasticity," *Econometrica*, 48, 1980, pp. 817-838.

Table 1 Fed and BoJ Intervention in the USD/JPY Exchange Rate Market

Bank of Japan Intervention, April 1, 1991 – December 31, 2000

<u>Purchases of USD (million USD)</u>	Number of Days	Cumulated Amount
>5000a	13	100,435
>1000b	37	144,825
> 500c	30	28,618
> 100d	79	22,948
> 0e	9	713
Total Purchases	168	303,985

Sales of USD (million USD)

>5000a	2	-25,757
>1000b	3	-5,390
> 500c	4	-2,295
> 100d	20	-4,043
> 0e	4	-273
Total Sales	33	-37,758

Fed Intervention, April 1, 1991 – December 31, 2000.

<u>Purchases of USD (million USD)</u>	Number of Days	Cumulated Amount
>5000a	0	0
>1000b	0	0
> 500c	3	2,160
> 100d	15	5,184
> 0e	0	0
Total Purchases	18	7,344

Sales of USD (million USD)

>5000a	0	0
>1000b	0	0
> 500c	1	-833
> 100d	0	0
> 0e	3	-200
Total Sales	4	-1,033

- a) Daily intervention operations of USD 5000 million or greater.
b) Daily intervention operations of USD 1000 million or greater, but less than USD 5000 million.
c) Daily intervention operations of USD 500 million or greater, but less than USD 1000 million.
d) Daily intervention operations of USD 100 million or greater, but less than USD 500 million.
e) Daily intervention operations of less than USD 100 million.

**Table 2 Total Intervention in the USD/JPY Exchange Rate Market
(5-day “tranquillity” definition, 2-day window length)**

Date of event	Avg. daily % change in the USD/JPY exchange rate over preceding 2 days (a)	Total amount of intervention (b) (millions of USD)	Number of days of intervention during event	Avg. daily % change in the USD/JPY exchange rate over subsequent 2 days (c)
May 13, 91	-0.143	-100	1	0.518
Jun 10, 91 – Jun 13, 91	-0.421	-299	2	0.129
Aug 19, 91	-0.233	-101	1	0.547
Jan 17, 92	-0.576	-99	1	1.717
Feb 17, 92 – Feb 20, 92	-0.098	-847	2	-0.174
Mar 4, 92 – Mar 11, 92	-0.648	-291	2	-0.055
Apr 1, 92	0.075	-273	1	0.468
Apr 27, 92 – Apr 30, 92	-0.141	-1253	3	0.226
May 22, 92 – Jun 25, 92	-0.442	-2455	10	0.080
Jul 24, 92 – Jul 27, 92	-0.524	-374	2	-0.078
Aug 7, 92 – Aug 11, 92	-0.196	-125	2	0.306
Apr 2, 93 – May 7, 93	1.099	7287	17	-0.311
May 26, 93 – Jun 15, 93	0.424	9587	13	-0.539
Jun 28, 93	1.414	99	1	-0.350
Jul 30, 93 – Sep 7, 93	0.028	8334	18	-0.543
Feb 15, 94 – Mar 4, 94	2.087	3817	9	0.143
Mar 29, 94 – May 4, 94	0.670	5640	16	-0.351
Jun 20, 94 – Jul 12, 94	0.016	6338	11	-0.811
Aug 18, 94 – Aug 25, 94	-0.105	1516	6	-0.169
Sep 6, 94 – Sep 20, 94	0.458	800	4	-0.133
Oct 3, 94	-0.141	158	1	0.015
Oct 14, 94 – Nov 3, 94	0.375	4790	8	0.492
Feb 17, 95 – Apr 18, 95	0.563	27499	34	-0.930
May 31, 95	1.237	1250	1	-0.147
Jun 28, 95 – Jul 7, 95	0.249	1502	2	-0.390
Aug 2, 95	-0.141	7940	1	-0.234
Aug 11, 95 – Aug 15, 95	-0.569	1796	2	-0.598
Sep 6, 95 – Sep 8, 95	-0.010	10889	2	-0.555
Sep 22, 95	2.033	6082	1	-1.162
Feb 20, 96 – Feb 27, 96	0.672	15276	5	-0.357
Dec 17, 97 – Dec 19, 97	-0.053	-8242	3	-0.345
Apr 9, 98 – Apr 10, 98	0.777	-21820	2	-0.150
Jun 17, 98	0.119	-2512	1	1.296
Jan 12, 99	1.312	5856	1	-0.520
Jun 10, 99 – Jun 21, 99	0.882	20660	3	0.095
Jul 5, 99	-0.078	6446	1	-0.250
Jul 20, 99 – Jul 21, 99	0.553	4933	2	0.744
Sep 10, 99 – Sep 14, 99	1.353	9474	2	0.119
Nov 29, 99 – Nov 30, 99	1.182	11104	2	-0.434
Dec 24, 99	0.163	3598	1	0.372
Jan 4, 00	0.309	5581	1	-1.003
Mar 8, 00 – Mar 15, 00	0.753	9425	2	-0.245
Apr 3, 00	1.396	13217	1	-0.085

- a) Average daily percentage change in the USD/JPY exchange rate over the two business days prior to first day of the event.
b) Positive values represent intervention in support of the USD, i.e. purchase of USD, while negative values represent intervention aimed at reducing the value of the USD, i.e. sale of USD.
c) Average percentage change in the USD/JPY exchange rate over the 2 business days succeeding the last day of the event.

**Table 3 Total Intervention in the USD/JPY Exchange Rate Market
(5-day "tranquillity" definition and 2-day event windows)**

Non-parametric sign test of "direction"

	Number of Events	Number of Successes (a)	P-value (b)
USD Purchases	29	22	0.41%
USD Sales	14	9	21.20%
Total USD Purchases and Sales	43	31	0.27%

Non-parametric sign test of "reversal"

	Number of Events	Number of Successes (a)	P-value (b)
USD Purchases when USD Depreciates (c)	23	17	1.73%
USD Sales when USD Appreciates (c)	11	7	27.44%
Total USD Sales and Purchases (c)	34	24	1.22%

Non-parametric sign test of "smoothing"

	Number of Events	Number of Successes (d)	P-value (e)
USD Purchases when USD Depreciates (c)	23	20	13.70%
USD Sales when USD Appreciates (c)	11	9	45.52%
Total USD Sales and Purchases (c)	34	29	11.38%

- a. Intervention is successful if the sale (purchase) of USD is associated with USD depreciation (appreciation) measured as the average of the exchange rate changes over subsequent 2-day period.
- b. Based on a binomial probability distribution with the probability of an individual success of 50 %.
- c. The Bank of Japan and the Fed pursuing a "leaning against the wind" intervention policy.
- d. Intervention is successful if the sale (purchase) of USD is associated with USD depreciation (appreciation) or slowing of USD appreciation (depreciation).
- e. Based on a binomial probability distribution with the probability of an individual success of 75 %.

Table 4 **Total Intervention in the USD/JPY Exchange Rate Market:
5-day "tranquillity" definition, different window lengths and excluding
events coinciding with interest rate changes**

Non-parametric sign test of "direction"

	Number of Events	Number of Successes (a)	P-value (b)
2-day windows	43	31	0.27%
5-day windows	43	31	0.27%
2-day windows; excl. interest rate changes	37	26	1.00%
5-day windows; excl. interest rate changes	37	25	2.35%

Non-parametric sign test of "reversal"

	Number of Events	Number of Successes (a)	P-value (b)
2-day windows (c)	34	24	1.22%
5-day windows (c)	36	26	0.57%
2-day windows; excl. interest rate changes (c)	30	21	2.14%
5-day windows; excl. interest rate changes (c)	32	22	2.51%

Non-parametric sign test of "smoothing"

	Number of Events	Number of Successes (d)	P-value (e)
2-day windows (c)	34	29	11.38%
5-day windows (c)	36	35	0.04%
2-day windows; excl. interest rate changes (c)	30	25	20.26%
5-day windows; excl. interest rate changes (c)	32	31	0.12%

- a. Intervention is successful if the sale (purchase) of USD is associated with USD depreciation (appreciation) measured as the average of the exchange rate changes over subsequent period.
- b. Based on a binomial probability distribution with the probability of an individual success of 50 %.
- c. The Bank of Japan and the Fed pursuing a "leaning against the wind" intervention policy.
- d. Intervention is successful if the sale (purchase) of USD is associated with USD depreciation (appreciation) or slowing of USD appreciation (depreciation).
- e. Based on a binomial probability distribution with the probability of an individual success of 75 %.

Table 5 **Total Intervention in the USD/JPY Exchange Rate Market**
(5-day "tranquillity" definition and 2-day event windows)

Matched sample test of "smoothing"

	Number of Events		t-statistic (a)
USD Purchases	29		
Difference in means		-0.91	-32.61
USD Purchases when USD Depreciates (b)	23		
Prior event average percentage change (c)		0.84	
Post event average percentage change (c)		-0.28	
Difference in means		-1.12	-32.91
USD Sales	14		
Difference in means		0.50	9.30
USD Sales when USD Appreciates (b)	11		
Prior event average percentage change (c)		-0.32	
Post event average percentage change (c)		0.26	
Difference in means		0.58	9.29

- a. Matched sample (paired comparison) of exchange rate growth rate changes prior and post of each event, assuming both series are normally distributed.
b. The Bank of Japan and the Fed pursuing a "leaning against the wind" intervention policy.
c. The average of the average daily percentage change in the exchange rate over preceding and subsequent 2 days, respectively.

**Table 6 Interest Rate Changes During Events
(5-day “tranquillity” definition)**

Date of event	Interest Rate Change	Total Intervention^a	Date of Change	Consistency^b
Apr 1, 92	-0.75 (JPD)	-273	Apr 1, 92	No
Jul 24, 92 – Jul 27, 92	-0.50 (JPD)	-374	Jul 27, 92	No
Mar 29, 94 – May 4, 94	+0.25 (FF)	5640	Apr 18, 94	Yes
Feb 17, 95 – Apr 18, 95	-0.75 (JPD)	27499	Apr 14, 95	Yes
Jun 28, 95 – Jul 7, 95	-0.25 (FF)	1502	Jul 6, 95	No
Sep 6, 95 – Sep 8, 95	-0.5 (JPD)	10889	Sep 8, 95	Yes

- a) Positive values represent intervention in support of the USD, i.e. purchase of USD, while negative values represent intervention aimed at reducing the USD, i.e. sale of USD.
- b) The direction of the intervention operation is consistent with the direction of the interest rate change, e.g. a purchase of USD is consistent with a rise in the Federal Funds target rate (FF) and/or a fall in the Japanese discount rate (JPD).

**Table 7 Total Intervention in the USD/JPY Exchange Rate Market:
5-day “tranquillity” definition, different window lengths and excluding
events coinciding with WSJ reports and rumours of intervention**

Non-parametric sign test of "direction"

	Number of Events	Number of Successes (a)	P-value (b)
2-day windows; excl. reported events	9	7	8.98%
5-day windows; excl. reported events	9	8	1.95%
2-day windows; excl. reported and rumored events	5	4	18.75%
5-day windows; excl. reported and rumored events	5	4	18.75%

Non-parametric sign test of "reversal"

	Number of Events	Number of Successes (a)	P-value (b)
2-day windows; excl. reported events	7	5	22.66%
5-day windows; excl. reported events	7	6	6.25%
2-day windows; excl. reported and rumored events	3	2	50.00%
5-day windows; excl. reported and rumored events	3	2	50.00%

Non-parametric sign test of "smoothing"

	Number of Events	Number of Successes (d)	P-value (e)
2-day windows; excl. reported events	7	6	44.49%
5-day windows; excl. reported events	7	7	13.35%
2-day windows; excl. reported and rumored events	3	2	84.38%
5-day windows; excl. reported and rumored events	3	3	42.19%

- a. Intervention is successful if the sale (purchase) of USD is associated with USD depreciation (appreciation) measured as the average of the exchange rate changes over subsequent period.
- b. Based on a binomial probability distribution with the probability of an individual success of 50 %.
- c. The Bank of Japan and the Fed pursuing a "leaning against the wind" intervention policy.
- d. Intervention is successful if the sale (purchase) of USD is associated with USD depreciation (appreciation) or slowing of USD appreciation (depreciation).
- e. Based on a binomial probability distribution with the probability of an individual success of 75 %.

Table 8**Total Intervention in the USD/JPY Exchange Rate Market:
15-day "tranquillity" definition and different window lengths**Non-parametric sign test of "direction"

	Number of Events	Number of Successes (a)	P-value (b)
2-day window definition	27	21	0.30%
5-day window definition	27	20	0.96%
10-day window definition	27	20	0.96%
15-day window definition	27	20	0.96%

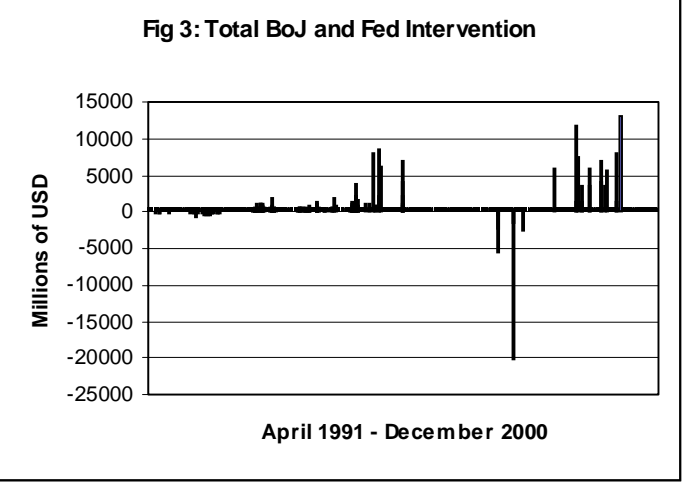
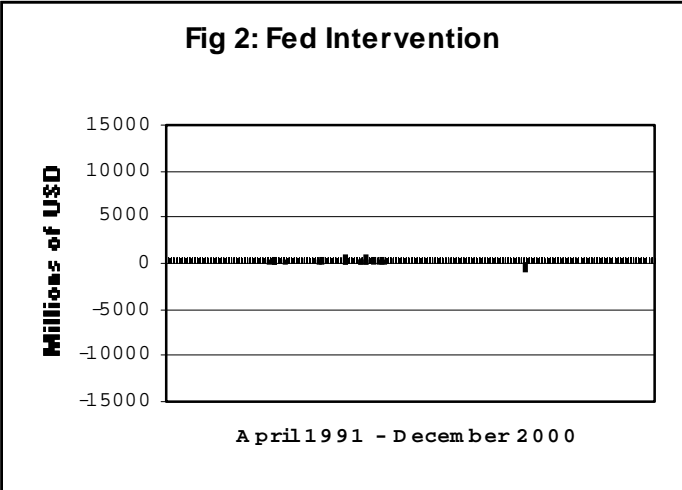
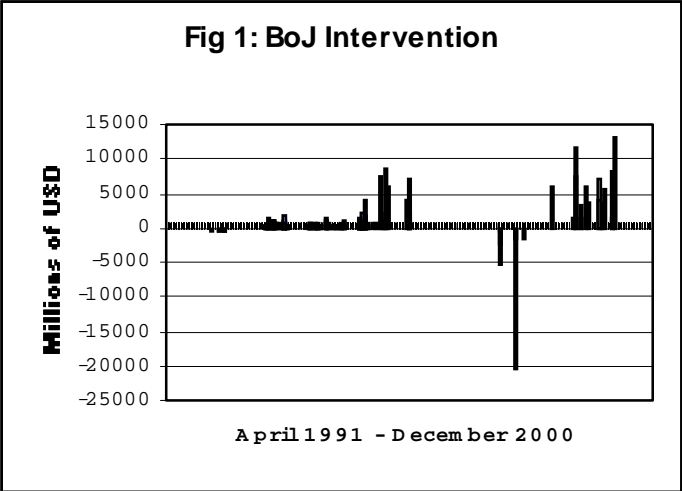
Non-parametric sign test of "reversal"

	Number of Events	Number of Successes (a)	P-value (b)
2-day window definition (c)	22	18	0.22%
5-day window definition (c)	25	18	2.16%
10-day window definition (c)	26	19	1.45%
15-day window definition (c)	24	17	3.20%

Non-parametric sign test of "smoothing"

	Number of Events	Number of Successes (d)	P-value (e)
2-day window definition (c)	22	21	1.49%
5-day window definition (c)	25	23	3.21%
10-day window definition (c)	26	24	2.58%
15-day window definition (c)	24	22	3.98%

- a. Intervention is successful if the sale (purchase) of USD is associated with USD depreciation (appreciation) measured as the average of the exchange rate changes over subsequent period.
- b. Based on a binomial probability distribution with the probability of an individual success of 50 %.
- c. The Bank of Japan and the Fed pursuing a "leaning against the wind" intervention policy.
- d. Intervention is successful if the sale (purchase) of USD is associated with USD depreciation (appreciation) or slowing of USD appreciation (depreciation).
- e. Based on a binomial probability distribution with the probability of an individual success of 75 %.



Titles published in EPRU's Working Paper Series, beginning in November 1993:

2002

- 02-01 Wolfgang Eggert and Martin Kolmar: *Information Sharing, Multiple Nash Equilibria, and Asymmetric Capital-Tax Competition*
- 02-02 Carl-Johan Dalgaard and Claus Thustrup Kreiner: *Endogenous Growth: A Knife-Edge or the Razor's Edge?*
- 02-03 Marta Loi, Teresa Lloyd-Braga and Hans Jørgen Whitta-Jacobsen: *Endogenous Business Cycles and Systematic Stabilization Policy*
- 02-04 Wolfgang Eggert and Martin Kolmar: *Contests with Size Effects.*
- 02-05 Wolfgang Eggert and Laszlo Goerke, *Fiscal Policy, Economic Integration and Unemployment.*
- 02-06 Carl-Johan Dalgaard, *Idle Capital and Long-Run Productivity.*
- 02-07 Sylvester C.W. Eijffinger and Wolf Wagner, *Taxation if Capital is not Perfectly Mobile: Tax Competition versus Tax Exportation.*
- 02-08 Jesper Gregers Linaa, *The Idiosyncrasy of Business Cycles Across EU Countries.*
- 02-09 Michael M. Hutchison and Ilan Neuberger, *How Bad Are Twins? Output Costs of Currency and Banking Crises.*
- 02-10 Rasmus Fatum and Michael M. Hutchison, *ECB Foreign Exchange Intervention and the Euro: Institutional Framework, News and Intervention.*
- 02-11 Rasmus Fatum and Michael M. Hutchison, *Is Foreign Exchange Market Intervention an Alternative to Monetary Policy? Evidence from Japan.*

2001

- 01-01 Henrik Jensen: *Optimal Degrees of Transparency in Monetary Policymaking*
- 01-02 Thorvaldur Gylfason and Gylfi Zoega: *Natural Resources and Economic Growth: The Role of Investment.*
- 01-03 Wilhelm Kohler: *International Fragmentation of Value-added Chains: How Does it Affect Domestic Factor Prices?*
- 01-04 Mark A. Roberts and Eric O'N. Fisher: *Funded Pensions, Labor Market Participation, and Economic Growth.*

- 01-05 Søren Bo Nielsen, Pascalis Raimondos-Møller and Guttorm Schjelderup: *Formula Apportionment and Transfer Pricing under Oligopolistic Competition.*
- 01-06 Christian Keuschnigg and Søren Bo Nielsen: *Public Policy for Venture Capital.*
- 01-07 Søren Bo Nielsen, Pascalis Raimondos-Møller, and Guttorm Schjelderup: *Tax Spillovers under Separate Accounting and Formula Apportionment.*
- 01-08 Peter Birch Sørensen: *International Tax Coordination: Regionalism versus Globalism.*
- 01-09 Michael M. Hutchison: *A Cure Worse Than the Disease? Currency Crises and the Output Costs of IMF-Supported Stabilization Programs.*
- 01-10 Rasmus Lenz and Torben Tranæs: *Job Search and Savings: Wealth Effects and Duration Dependence.*
- 01-11 Dieter Bös: *Bureaucrats and Public Procurement.*
- 01-12 Kala Krishna and Cemile Yavas: *Wage Equality in a General Equilibrium Model with Indivisibilities.*
- 01-13 Mark A. Roberts: *Funding the Transition from Pay-As-You-Go Pensions by Taxing Capital Gains on Land.*
- 01-14 Wilfred J. Ethier: *Punishments and Dispute Settlement in Trade Agreements.*
- 01-15 Peter Christoffersen, Eric Ghysels, and Norman R. Swanson: *Let's Get "Real" about Using Economic Data.*
- 01-16 James E. Alt, David Dreyer Lassen, and David Skilling: *Fiscal Transparency, Gubernatorial Popularity, and the Scale of Government: Evidence from the States*

2000

- 00-01 Andrew Hughes Hallett and Maria Demertzis: *When Can An Independent Central Bank Offer Lower Inflation at No Cost? A Political Economy Analysis.*
- 00-02 Torben M. Andersen: *International Integration, Risk and the Welfare State.*
- 00-03 F. Gulzin Ozkan, Anne Sibert and Alan Sutherland: *Monetary Union, Entry Conditions and Economic Reform.*
- 00-04 Michael M. Hutchison: *European Banking Distress and EMU: Institutional and Macroeconomic Risks.*
- 00-05 Bertil Holmlund: *Labor Taxation in Search Equilibrium with Home Production.*
- 00-06 Knud Jørgen Munk: *Administrative Costs and the "Double Dividend".*

- 00-07 Carl-Johan Dalgaard and Claus Thustrup Hansen: *Scale-Invariant Endogenous Growth*.
- 00-08 A. Lans Bovenberg and Ben J. Heijdra: *Environmental Abatement and Intergenerational Distribution*.
- 00-09 Jan Overgaard Olesen: *A Simple Explanation of Stock Price Behaviour in the Long Run: Evidence for Denmark*.
- 00-10 John E. Roemer, Rolf Aaberge, Ugo Colombino, Johan Fritzell, Stephen P. Jenkins, Ive Marx, Marianne Page, Evert Pommer, Javier Ruiz-Castillo, Maria Jesus San Segundo, Torben Tranæs, Gert G. Wagner, and Ignacio Zubiri: *To What Extent Do Fiscal Regimes Equalize Opportunities for Income Acquisition among Citizens?*
- 00-11 Christian Schultz and Tomas Sjöström: *Local Public Goods, Debt and Migration*.
- 00-12 Francesco Daveri: *Is Growth an Information Technology Story in Europe Too?*
- 00-13 Peter F. Christoffersen: *Dating the Turning Points of Nordic Business Cycles*.
- 00-14 Reuven Glick and Michael M. Hutchison: *Stopping "Hot Money" or Signalling Bad Policy? Capital Controls and the Onset of Currency Crises*.
- 00-15 Dan Anderberg and Carlo Perroni: *Renegotiation of Social Contracts by Majority Rule*.
- 00-16 Henrik Jacobsen Kleven: *Optimum Taxation and the Allocation of Time*.
- 00-17 Clemens Fuest, Bernd Huber and Søren Bo Nielsen: *Why Is the Corporate Tax Rate Lower than the Personal Tax Rate?*
- 00-18 Christian Keuschnigg and Søren Bo Nielsen: *Tax Policy, Venture Capital, and Entrepreneurship*.
- 00-19 Harry Huizinga and Søren Bo Nielsen: *Withholding Taxes or Information Exchange: The Taxation of International Interest Flows*.
- 00-20 David Dreyer Lassen: *Political Accountability and the Size of Government: Theory and Cross-Country Evidence*.

1999

- 99-01 Henrik Jacobsen and Peter Birch Sørensen: *Labour Tax Reform, The Good Jobs and the Bad Jobs*.
- 99-02 Ignacio Ortuno-Ortin and Christian Schultz: *Divide the Dollar, A Model of Interregional Redistributive Politics*.
- 99-03 Pekka Ilmakunnas, Vesa Kannianen, and Uki Lammi: *Entrepreneurship, Economic Risks, and Risk-Insurance in the Welfare State*.

- 99-04 Niels Thygesen: *Evolving Ambitions in Europe's Monetary Unification.*
- 99-05 Sajal Lahiri and Pascalis Raimondos-Møller: *Lobbying by Ethnic Groups and Aid Allocation.*
- 99-06 Roel M.W.J. Beetsma and Henrik Jensen: *Structural Convergence under Reversible and Irreversible Monetary Unification.*
- 99-07 Wolfgang Mayer and Pascalis Raimondos-Møller: *The Politics of Foreign Aid.*
- 99-08 Dermot Leahy and Catia Montagna: *Temporary Social Dumping, Union Legalisation and FDI: A Note on the Strategic Use of Standards.*
- 99-09 Rasmus Fatum and Michael M. Hutchison: *Is Sterilized Foreign Exchange Intervention Effective After All? An Event Study Approach.*
- 99-10 Christian Schultz and Tomas Sjöström: *Public Debt, Property Values and Migration.*
- 99-11 Roel M.W.J. Beetsma and Henrik Jensen: *Risk Sharing and Moral Hazard with a Stability Pact.*
- 99-12 Henrik Jacobsen Kleven, Wolfram F. Richter and Peter Birch Sørensen: *Optimal Taxation with Household Production.*
- 99-13 Huw Dixon, Claus Thustrup Hansen and Henrik Jacobsen Kleven: *Dual Labour Markets and Menu Costs: Explaining the Cyclicity of Productivity and Wage Differentials.*
- 99-14 Jim Malley and Hassan Molana: *Fiscal Policy and the Composition of Private Consumption: Some Evidence from the U.S. and Canada.*
- 99-15 Jonas Agell and Per Lundborg: *Survey Evidence on Wage Rigidity and Unemployment: Sweden in the 1990s.*
- 99-16 Satya P. Das: *North-South Trade, Capital Accumulation and Personal Distribution of Wealth and Income.*
- 99-17 Holger Bonin, Bernd Raffelhüschen and Jan Walliser: *Can Immigration Alleviate the Demographic Burden?*
- 99-18 Morten Hvidt and Søren Bo Nielsen: *Noncooperative vs. Minimum-Rate Commodity Taxation.*
- 99-19 Lisandro Abrego and Carlo Perroni: *Investment Subsidies and Time-Consistent Environmental Policy.*
- 99-20 Reuven Glick and Michael M. Hutchison: *Banking and Currency Crises: How Common Are Twins?*

- 99-21 Mark Gradstein and Moshe Justman: *Public Schooling, Social Capital and Growth.*
- 99-22 Jeremy S.S. Edwards and Alfons J. Weichenrieder: *Ownership Concentration and Share Valuation: Evidence from Germany.*
- 99-23 Henrik Jensen: *Targeting Nominal Income Growth or Inflation?*
- 99-24 Svend E. Hougaard Jensen and Thomas F. Rutherford: *Distributional Effects of Fiscal Consolidation.*

1998

- 98-01 Pascalis Raimondos-Møller and Kimberley A. Scharf: *The Optimal Design of Transfer Pricing Rules: A Non-Cooperative Analysis.*
- 98-02 Michael Keen, Sajal Lahiri and Pascalis Raimondos-Møller: *When Is Policy Harmonisation Desirable?*
- 98-03 Clemens Fuest and Bernd Huber: *Tax Progression and Human Capital in Imperfect Labour Markets.*
- 98-04 Frank Hettich and Minna Selene Svane: *Environmental Policy in a Two Sector Endogenous Growth Model.*
- 98-05 Harry Huizinga and Søren Bo Nielsen: *Is Coordination of Fiscal Deficits Necessary?*
- 98-06 Claus Thustrup Hansen: *A Note on Blanchard & Kiyotaki (1987).*
- 98-07 Claus Thustrup Hansen: *Long Run Impact of Increased Wage Pressure.*
- 98-08 Erkki Koskela and Ronnie Schöb: *Why Governments Should Tax Mobile Capital in the Presence of Unemployment.*
- 98-09 Mark A. Roberts: *Unfunded Social Security in the OLG Model with an Imperfectly Competitive Finance Market.*
- 98-10 Peter Birch Sørensen: *Tax Policy, the Good Jobs and the Bad Jobs.*
- 98-11 Roel M.W.J. Beetsma and Henrik Jensen: *Optimal Inflation Targets, “Conservative” Central Banks, and Linear Inflation Contracts: Comment.*
- 98-12 Ole Risager: *Random Walk or Mean Reversion: The Danish Stock Market Since World War I.*
- 98-13 João Ejarque and Torben Tranæs: *Skill-Neutral Shocks and Institutional Changes: Implications for Productivity Growth and Wage Dispersion.*
- 98-14 Minna Selene Svane: *Growth, Training Leave and Unemployment.*

- 98-15 Svend E. Hougaard Jensen: *Nominal Stability, Real Convergence, and Fiscal Transfers in a Monetary Union.*
- 98-16 U. Michael Bergman and Michael Hutchison: *The Costs of EMU and Economic Convergence.*
- 98-17 Niels Thygesen: *Fiscal Institutions in EMU and the Stability Pact.*
- 98-18 Søren Bo Nielsen: *A Simple Model of Commodity Taxation and Cross-Border Shopping.*
- 98-19 Christian Schultz: *Monetary Policy, Delegation and Polarization.*
- 98-20 Knud Jørgen Munk: *Should Governments Create Production Inefficiency?*
- 98-21 Syed M. Ahsan and Panagiotis Tsigaris: *The Public Discount Rate and the Uncertain Budgetary Flows.*
- 98-22 Minna Selene Svane: *Emission Standards and Growth.*

1997

- 97-01 Harry Huizinga and Søren Bo Nielsen: *The Political Economy of Capital Income and Profit Taxation in a Small Open Economy.*
- 97-02 Torsten Sløk and Jens Peter Sørensen: *How Small Shocks and Heterogeneous Expectations Can Create Swings in the Exchange Rate.*
- 97-03 Thórarinn G. Pétursson and Torsten Sløk: *Wage Formation in a Cointegrated VAR Model: A Demand and Supply Approach.*
- 97-04 Jeffrey H. Nilsen: *Borrowed Reserves, Fed Funds Rate Targets, and the Term Structure.*
- 97-05 Carlo Perroni and Kimberley A. Scharf: *Tiebout with Politics: Capital Tax Competition and Constitutional Choices.*
- 97-06 Sajal Lahiri, Pascalis Raimondos-Møller, Kar-yiu Wong, and Alan D. Woodland: *Optimal Income Transfers and Tariffs.*
- 97-07 Claus Thustrup Hansen and Hans Jørgen Jacobsen: *Rebalancing Unemployment Benefits in a Unionized Labour Market.*
- 97-08 Sören Blomquist and Vidar Christiansen: *Price Subsidies versus Public Provision.*
- 97-09 Amrita Dhillon, Carlo Perroni and Kimberley A. Scharf: *Implementing Tax Coordination.*
- 97-10 Peter Birch Sørensen: *Optimal Tax Progressivity in Imperfect Labour Markets.*

- 97-11 Syed M. Ahsan and Peter Tsigaris: *The Design of a Consumption Tax under Capital Risk.*
- 97-12 Claus Thustrup Hansen and Søren Kyhl: *Pay-per-view Television: Consequences of a Ban.*
- 97-13 Harry Huizinga and Søren Bo Nielsen: *The Taxation of Interest in Europe: A Minimum Withholding Tax?*
- 97-14 Harry Huizinga and Søren Bo Nielsen: *A Welfare Comparison of International Tax Regimes with Cross-Ownership of Firms.*
- 97-15 Pascalis Raimondos-Møller and Alan D. Woodland: *Tariff Strategies and Small Open Economies.*
- 97-16 Ritva Tarkiainen and Matti Tuomala: *On Optimal Income Taxation with Heterogenous Work Preferences.*
- 97-17 Minna Selene Svane: *Optimal Taxation in a Two Sector Model of Endogenous Growth.*
- 97-18 Frank Hettich: *Growth Effects of a Revenue Neutral Environmental Tax Reform.*
- 97-19 Erling Steigum, Jr.: *Fiscal Deficits, Asset Prices and Intergenerational Distribution in an Open Unionized Economy.*
- 97-20 Rod Falvey and Geoff Reed: *Rules of Origin as Commercial Policy Instruments.*
- 97-21 U. Michael Bergman, Michael M. Hutchison and Yin-Wong Cheung: *Should the Nordic Countries Join A European Monetary Union? An Empirical Analysis.*
- 97-22 Kenneth M. Kletzer: *Macroeconomic Stabilization with a Common Currency: Does European Monetary Unification Create a Need for Fiscal Insurance or Federalism?*
- 97-23 Martin Richardson: *Trade Policy and Access to Retail Distribution.*
- 97-24 Sugata Marjit and Hamid Beladi: *Protection, Underemployment and Welfare.*
- 97-25 Bernd Huber: *Tax Competition and Tax Coordination in an Optimum Income Tax Model.*
- 97-26 Clemens Fuest and Bernd Huber: *Tax Coordination and Unemployment.*
- 97-27 Assaf Razin, Efraim Sadka, and Chi-Wa Yuen: *Quantitative Implications of the Home Bias: Foreign Underinvestment, Domestic Oversaving, and Corrective Taxation.*
- 97-28 Mark A. Roberts, Karsten Stæhr, and Torben Tranæs: *Two-Stage Bargaining with Coverage Extension in a Dual Labour Market.*

1996

- 96-01 Torben Tranæs: *A Simple Model of Raiding Opportunities and Unemployment.*
- 96-02 Kala Krishna and Ling Hui Tan: *Transferable Licenses vs. Nontransferable Licenses: What is the Difference?*
- 96-03 Jiandong Ju and Kala Krishna: *Market Access and Welfare Effects of Free Trade. Areas without Rules of Origin.*
- 96-04 Anders Sørensen: *Growth Enhancing Policies in a Small Open Economy.*
- 96-05 Anders Sørensen: *Industrialization and Factor Accumulation.*
- 96-06 Christian Schultz: *Announcements and Credibility of Monetary Policy.*
- 96-07 Christian Schultz: *Political Competition and Polarization.*
- 96-08 Ole Risager and William G. Tyler: *Macroeconomic Policy and Exchange Rate Policy Management in a Small Dependent Economy: Estimating the Effects of Currency Devaluation in Jordan.*
- 96-09 Neil Rankin: *How Does Uncertainty About Future Fiscal Policy Affect Current Macroeconomic Variables?*
- 96-10 U. Michael Bergman and Michael M. Hutchison: *The 'German View', Fiscal Consolidation and Consumption Booms: Empirical Evidence from Denmark.*
- 96-11 Eric Hansen and Michael M. Hutchison: *Exchange Rates, Non-traded Goods and the Terms-of-Trade: An Empirical Application for New Zealand.*
- 96-12 Michael M. Hutchison and Carl E. Walsh: *Central Bank Institutional Design and the Output Cost of Disinflation: Did the 1989 New Zealand Reserve Bank Act Affect the Inflation-Output Tradeoff?*
- 96-13 Rasmus Fatum and Michael M. Hutchison: *Is Intervention a Signal of Future Monetary Policy? Evidence from the Federal Funds Futures Market.*
- 96-14 Tryggvi Thor Herbertsson and Anders Sørensen: *Policy Rules for Exploitation of Renewable Resources: A Macroeconomic Perspective.*
- 96-15 Anders Sørensen: *International Welfare Effects from Country-Specific R&D Subsidies.*
- 96-16 Andreas Haufler and Søren Bo Nielsen: *Dynamic Effects of an Anticipated Switch from Destination- to Origin-Based Commodity Taxation.*
- 96-17 Harry Huizinga and Søren Bo Nielsen: *The Coordination of Capital Income and Profit Taxation with Cross-Ownership of Firms.*
- 96-18 Svend Erik Hougaard Jensen: *Wage Rigidity, Monetary Integration and Fiscal Stabilisation in Europe.*

- 96-19 Ole Risager and Jan Rose Sørensen: *Job Security Policies and Trade Union Behaviour in an Open Economy.*
- 96-20 Slobodan Djajic, Sajal Lahiri and Pascalis Raimondos-Møller: *Transfer and the Intertemporal Terms of Trade.*
- 96-21 Slobodan Djajic, Sajal Lahiri and Pascalis Raimondos-Møller: *Logic of Aid in an Intertemporal Setting.*
- 96-22 Svend E. Hougaard Jensen and Bernd Raffelhüschen: *Public Debt, Welfare Reforms, and Intergenerational Distribution of Tax Burdens in Denmark.*

1995

- 95-01 Vesa Kannianen and Jan Södersten: *On Financial Adjustment and Investment Booms: Lessons from Tax Reforms.*
- 95-02 Søren Bo Nielsen: *Withholding Taxes and Country-Specific Shocks.*
- 95-03 Vesa Kannianen and Rune Stenbacka: *Towards a Theory of Socially Valuable Imitation with Implications for Technology Policy.*
- 95-04 Bent E. Sørensen, Pierfederico Asdrubali, and Oved Yosha: *Channels of Interstate Risksharing: US 1963-1990.*
- 95-05 Peter Birch Sørensen: *Changing Views of the Corporate Income Tax.*
- 95-06 Robin Boadway: *The Role of Second-Best Theory in Public Economics.*
- 95-07 Sjak Smulders: *Environmental Policy and Sustainable Economic Growth - an endogenous growth perspective.*
- 95-08 Bernd Genser: *Patterns of Tax Arbitrage and Decentralized Tax Autonomy.*
- 95-09 Harry Huizinga and Søren Bo Nielsen: *Capital Income and Profits Taxation with Foreign Ownership of Firms.*
- 95-10 Ben Lockwood: *Commodity Tax Harmonisation with Public Goods - an Alternative Perspective.*
- 95-11 Saqib Jafarey, Yannis Kaskarelis, and Apostolis Philippopoulos: *Private Investment and Endogenous Fiscal Policy. Theory and Evidence from UK and USA.*
- 95-12 Svend Erik Hougaard Jensen: *Debt Reduction, Wage Formation and Intergenerational Welfare.*
- 95-13 Sajal Lahiri and Pascalis Raimondos: *Public Good Provision and the Welfare Effects of Indirect Tax Harmonisation.*

- 95-14 Ruud A. de Mooij and A. Lans Bovenberg: *Environmental Taxes, International Capital Mobility and Inefficient Tax Systems: Tax Burden vs. Tax Shifting.*
- 95-15 David F. Bradford: *Consumption Taxes: Some Fundamental Transition Issues.*
- 95-16 Ole Risager: *On the Effects of Trade Policy Reform: The Case of Jordan.*
- 95-17 Niels Thygesen: *The Prospects for EMU by 1999 - and Reflections on Arrangements for the Outsiders.*
- 95-18 Christian Keuschnigg and Søren Bo Nielsen: *Housing Markets and Vacant Land.*
- 95-19 Hans Fehr: *Welfare Effects of Investment Incentive Policies: A Quantitative Assessment.*
- 95-20 Ben Lockwood, Torsten Sløk, and Torben Tranæs: *Progressive Taxation and Wage Setting: Some Evidence for Denmark.*
- 95-21 Claus Thustrup Hansen, Lars Haagen Pedersen, and Torsten Sløk: *Progressive Taxation, Wages and Activity in a Small Open Economy.*
- 95-22 Svend Erik Hougaard Jensen and Bernd Raffelhüschen: *Intertemporal Aspects of Fiscal Policy in Denmark.*

1994

- 94-01 Niels Thygesen: *Reinforcing Stage Two in the EMU Process.*
- 94-02 Kåre P. Hagen and Vesa Kannianen: *Optimal Taxation of Intangible Capital.*
- 94-03 Ed W.M.T. Westerhout: *The Economic and Welfare Effects of Taxing Foreign Assets.*
- 94-04 Slobodan Djajic: *Illegal Immigration and Resource Allocation.*
- 94-05 Sajal Lahiri and Pascalis Raimondos: *Is There Anything Wrong with Tied-Aid?*
- 94-06 Ben Lockwood, Apostolis Philippopoulos, and Andy Snell: *Fiscal Policy, Public Debt Stabilization and Politics: Theory and evidence from the US and UK.*
- 94-07 Partha Sen: *Welfare-Improving Debt Policy under Monopolistic Competition.*
- 94-08 Sajal Lahiri and Pascalis Raimondos: *Tying of Aid to Trade Policy Reform and Welfare.*
- 94-09 Mark Gradstein and Moshe Justman: *Public Choice of an Education System and its Implications for Growth and Income Distribution.*
- 94-10 Peter Birch Sørensen, Lars Haagen Pedersen, and Søren Bo Nielsen: *Taxation, Pollution, Unemployment and Growth: Could there be a "Triple Dividend" from a Green Tax Reform?*
- 94-11 Peter Birch Sørensen and Søren Bo Nielsen: *On the Optimality of the Nordic System of Dual Income Taxation.*

- 94-12 Sajal Lahiri and Pascalis Raimondos: *Competition for Aid and Trade Policy*.
- 94-13 Niels Kleis Frederiksen, Peter Reinhard Hansen, Henrik Jacobsen, and Peter Birch Sørensen: *Consumer Services, Employment and the Informal Economy*.
- 94-14 Yoshiyasu Ono: *Market Segmentation and Effective Demand Shortage in a World with Dynamic Optimization*.

1993

- 93-01 Svend Erik Hougaard Jensen, Søren Bo Nielsen, Lars Haagen Petersen and Peter Birch Sørensen: *Tax Reform, Welfare, and Intergenerational Redistribution - An Intertemporal Simulation Approach*.
- 93-02 Bernd Genser, Andreas Haufler and Peter Birch Sørensen: *Indirect Taxation in an Integrated Europe. Is there a Way of Avoiding Trade Distortions Without Sacrificing National Tax Autonomy?*
- 93-03 Svend Erik Hougaard Jensen and Lars Grue Jensen: *Debt, Deficits and Transition to EMU: A Small Country Analysis*.
- 93-04 Torsten Persson and Guido Tabellini: *Federal Fiscal Constitutions. Part I: Risk Sharing and Moral Hazard*.
- 93-05 Martin Paldam: *The Political Economy of Stopping High Inflation*.
- 93-06 Roger H. Gordon and Jeffrey K. Mackie-Mason: *Why is There Corporate Taxation in a Small Open Economy? The Role of Transfer Pricing and Income Shifting*.
- 93-07 Peter Birch Sørensen: *From the Global Income Tax To the Dual Income Tax: Recent Tax Reforms in The Nordic Countries*.
- 93-08 Wilhelm Kohler: *Strategic Trade Policy and Integration*.
- 93-09 F. Gulcin Ozkan and Alan Sutherland: *A Model of the ERM Crisis*.