

Ersanilli, Evelyn; Koopmans, Ruud

Working Paper

The Six Country Immigrant Integration Comparative Survey (SCIICS): Technical report

WZB Discussion Paper, No. SP VI 2013-102

Provided in Cooperation with:

WZB Berlin Social Science Center

Suggested Citation: Ersanilli, Evelyn; Koopmans, Ruud (2013) : The Six Country Immigrant Integration Comparative Survey (SCIICS): Technical report, WZB Discussion Paper, No. SP VI 2013-102, Wissenschaftszentrum Berlin für Sozialforschung (WZB), Berlin

This Version is available at:

<https://hdl.handle.net/10419/80345>

Standard-Nutzungsbedingungen:

Die Dokumente auf EconStor dürfen zu eigenen wissenschaftlichen Zwecken und zum Privatgebrauch gespeichert und kopiert werden.

Sie dürfen die Dokumente nicht für öffentliche oder kommerzielle Zwecke vervielfältigen, öffentlich ausstellen, öffentlich zugänglich machen, vertreiben oder anderweitig nutzen.

Sofern die Verfasser die Dokumente unter Open-Content-Lizenzen (insbesondere CC-Lizenzen) zur Verfügung gestellt haben sollten, gelten abweichend von diesen Nutzungsbedingungen die in der dort genannten Lizenz gewährten Nutzungsrechte.

Terms of use:

Documents in EconStor may be saved and copied for your personal and scholarly purposes.

You are not to copy documents for public or commercial purposes, to exhibit the documents publicly, to make them publicly available on the internet, or to distribute or otherwise use the documents in public.

If the documents have been made available under an Open Content Licence (especially Creative Commons Licences), you may exercise further usage rights as specified in the indicated licence.

WZB

Wissenschaftszentrum Berlin
für Sozialforschung



Evelyn Ersanilli, Ruud Koopmans

The Six Country Immigrant Integration Comparative Survey (SCIICS) – Technical report

Discussion Paper

SP VI 2013–102

July 2013

WZB Berlin Social Research Center

Research Area

Migration und Diversity

Research Unit

Migration, Integration, Transnationalization

Wissenschaftszentrum Berlin für Sozialforschung gGmbH
Reichpietschufer 50
10785 Berlin
www.wzb.eu

Copyright remains with the author(s).

Discussion papers of the WZB serve to disseminate the research results of work in progress prior to publication to encourage the exchange of ideas and academic debate. Inclusion of a paper in the discussion paper series does not constitute publication and should not limit publication in any other venue. The discussion papers published by the WZB represent the views of the respective author(s) and not of the institute as a whole.

Evelyn Ersanilli, Ruud Koopmans

**The Six Country Immigrant Integration Comparative Survey (SCIICS) –
Technical report**

Discussion Paper SP VI 2013–102
Wissenschaftszentrum Berlin für Sozialforschung (2013)

Abstract

The Six Country Immigrant Integration Comparative Survey (SCIICS) is a large-scale telephone survey conducted in 2008. The aim was to collect comparable data across European countries (the Netherlands, Germany, France, Belgium, Austria and Sweden) with different integration policies as well as variation on other variables to enable testing for contextual effects. SCIICS was designed to maximize cross-national data comparability by reducing sources of confounding variance. It employs a double-comparative design which looks at two immigrant groups (Turks and Moroccans) and a comparison group of natives from the six countries mentioned above. The immigrant target groups have been narrowed down to people who migrated in the guest-worker era (before 1975) and their children and grandchildren who were either born in the survey country or moved there before turning 18. To further increase comparability, half of the sample is subjected to an additional regional selection criterion – having an origin in East- or Central Anatolian provinces in Turkey or the former Spanish protectorate in Morocco. The sample was drawn from online telephone directories using onomastic methods. Mobile phone numbers were included as much as possible. In total, nearly 9,000 completed surveys were collected (3,373 native; 3,344 Turkish origin; 2,204 Moroccan origin). This paper discusses the research design, challenges in data collection, and response rates. It also presents the questionnaires and sources of context data.

Zusammenfassung

Der Six Country Immigrant Integration Comparative Survey (SCIICS) ist eine großflächig angelegte 2008 durchgeführte Telefonumfrage. Mit dieser wurde das Ziel verfolgt vergleichbare Daten über mehrere europäische Länder hinweg zu sammeln (Niederlande, Deutschland, Frankreich, Belgien, Österreich und Schweden), welche sich in Bezug auf Regelungen im Bereich der Integration sowie anderer Variablen unterscheiden, um das Überprüfen von Kontexteffekten zu ermöglichen. SCIICS wurde entworfen um zwischenstaatliche Datenvergleichbarkeit durch Reduktion von Varianzquellen zu maximieren.

Es wurde ein Doppelvergleichsdesign verwendet, in welchem zwei Immigrantengruppen (Türken und Marokkaner) betrachtet wurden sowie eine Vergleichsgruppe aus Einheimischen aus den sechs genannten Ländern. Die Migrantenzielgruppen wurden auf jene Personen beschränkt, die während der Gastarbeiter-Ära (vor 1975) migriert sind, sowie deren Kinder und Enkel, die entweder im Befragungsland geboren wurden oder dort hingezogen sind bevor sie 18 Jahre alt waren. Um die Vergleichbarkeit weiter zu erhöhen, wurde auf die Hälfte der Stichprobe ein zusätzliches regionales Auswahlkriterium angewendet – Herkunft aus ost- oder zentral-anatolischen Provinzen in der Türkei sowie aus dem ehemaligen spanischen Protektorat Marokko. Die Stichprobe wurde auf der Grundlage eines online Telefonverzeichnisses mittels onomastischer Methoden erstellt. Mobiltelefonnutzer wurden so viel wie möglich mitbezogen. Insgesamt wurden knapp 9.000 Umfragen durchgeführt (3.373 Mehrheitsbevölkerung; 3.344 türkischer Herkunft, 2.204 marokkanischer Herkunft). Dieses Paper diskutiert das Forschungsdesign, Herausforderungen in der Datensammlung sowie Rücklaufquoten. Es stellt ebenfalls den Fragebogen und die Quellen der Kontextdaten dar.

Contents

Introduction.....	5
Research design	7
Sample.....	9
Mobile phone numbers.....	11
Intermarried women.....	12
Within household sampling.....	13
Quota.....	13
Data collection	14
Translations and interviewers	14
Training.....	16
Timing and duration of interviews and data collection.....	16
Screening and region selection	17
Response rate.....	18
Bias and weights.....	22
Data collection problems.....	22
Data cleaning.....	25
Context data.....	26
Public use conditions	26
References	27
Appendices.....	29
Questionnaires.....	30
Migrant questionnaire	30
Native questionnaire	61
Response rate tables	80

Routing and translation errors	83
Sources and definitions of context data	85
Size of place of residence and co-ethnic community	85
Region of origin data	88
Interviewer characteristics	89

Introduction

There is substantive academic and societal interest in studying immigrant integration in Western Europe. All Western-European countries have significant immigrant populations, resulting from a differing mix of post-colonial, guest-worker and asylum migration, followed by sizeable flows of family migrants. A wide array of studies examines immigrant integration in one locality or country, but cross-national comparative studies remain rare. Cross-national comparative studies of immigrant integration can be especially valuable because they can shed light on the effects of policies. European countries have pursued different types of national-level integration policies (Brubaker, 1992; Castles, 1995; Koopmans, Michalowski, & Waibel, 2012; Koopmans, Statham, Giugni, & Passy, 2005). Despite claims of convergence (e.g. Soysal, 1994; Weil, 2001), a recent study by Koopmans et al (2012) shows persistent differences between countries and strong path-dependency in policy developments¹.

Little is known about the effects of policies on immigrant integration (Cf. Koopmans, 2013). Projects that strive to develop best practices in integration policies such as MIPEX² therefore tend to be based on normative criteria, rather than on empirical information on integration outcomes. An important barrier to cross-national comparative studies is a lack of comparable data. Data from national statistics agencies are based on a range of different definitions of the immigrant population. Some countries define the immigrant population by nationality, others use country of birth, ethnicity or race. Since citizenship and generation are known to correlate with integration these differences pose serious challenges to comparisons. A further complication is that each country tends to use its own specific list of questions and answer categories, so that even if a comparable group could be discerned in several countries, it is hard to find comparable questions.

Surveys conducted across European countries such as the European Social Survey (ESS) or the Labour Force Survey can be used to analyse a similarly defined immigrant population, however these surveys do not include questions on aspects of integration such as language knowledge, social contacts or contacts with the country of origin. In addition, because these surveys are only conducted in the language of the survey country there might be a selection bias against immigrants whose residence country language proficiency is insufficient to answer survey questions. A final challenge with both national statistical databases and cross-national surveys

¹ For detailed findings and policy codings see <http://www.wzb.eu/sites/default/files/mit/indicators.xls>

² www.mipex.eu

aimed at the general population is the cross-national differences in the composition of the immigrant origin population. There are differences in the relative importance of certain origin countries, as well as the timing and type (guest-worker, asylum seeker, family migrant, post-colonial migrant) of migration. The large variety and small numbers per sub-group make it hard to control for these types of differences in cross-national comparisons. To gain more insights into how policies and other factors at the national level may or may not affect immigrant integration there is a need for new high-quality cross-national data.

The Six Country Immigrant Integration Comparative Survey (SCIICS) employs a double-comparative design looking at two immigrant groups in six countries. Data were collected in a telephone survey in 2008. SCIICS was funded by the WZB Berlin Social Research Center. The goal of SCIICS was to collect data using a design that maximizes cross-national comparability. By collecting data in several European countries that have developed different national integration policies (*the Netherlands, Germany, France, Belgium, Austria and Sweden*), SCIICS provides a basis for analysing the relationship between integration policies and integration outcomes. Herewith the SCIICS data can make an important contribution to the debate on effects of integration policies.

To maximize cross-national comparability of the data, data collection focused on the same, strictly defined target group. In all six countries in SCIICS people of *Turkish origin* were targeted who came during the guest-worker era or are direct descendants of people who arrived during the guest-worker era. As will be explained below, half the sample was collected under an additional regional origin criterion. In four of the SCIICS countries – the Netherlands, France, Germany and Belgium –, people of *Moroccan origin* were also surveyed. For these people the same guest-worker era criterion was used as for the Turkish origin target group, and again half of the sample was from selected regions (the former Spanish protectorate). An additional advantage of this design is that it allows the investigation of *origin region factors*. These two restrictions – period of migration and regional origin – though enhancing comparability, mean that the data collected in SCIICS may not be nationally representative for all people of Turkish or Moroccan origin in each of the investigated countries.

Since integration is the process of immigrants becoming similar to the majority population in the society of residence and there are differences in the level of education, labour market participation rates, religiosity and attitudes of the native population across European countries, SCIICS includes a *comparison group of natives* in all six countries. The questionnaire for

natives as much as possible included the same questions as, or mirror questions of, the immigrant questionnaire.

The SCIICS questionnaire covers educational attainment, labour market position, language proficiency and use, interethnic and co-ethnic social contacts at school, the workplace and the neighbourhood, religiosity and a variety of attitudes. It can be used to examine individual-level, community-level, origin region and residence country effects.

Research design

One of the main interests in designing SCIICS was the analysis of the relation between national integration policies and immigrant integration it was therefore decided to obtain a nation-wide sample in each country.

Confounding variance poses a major challenge to cross-national comparative analyses. Therefore SCIICS was designed with the aim to keep as many characteristics of the target group as possible constant. Firstly, by restricting *country of origin*; in all six countries data was collected on people of Turkish origin and in four countries on people of Moroccan origin. Austria and Sweden do not have sufficient numbers of Moroccan immigrants to get a sufficiently large sample for inclusion in the comparison.

Large-scale immigration of people from Turkey and Morocco to Europe started in the guest-worker era. Labour recruitment agreements with Turkey were signed in 1961 (Germany), 1964 (Austria, Belgium, Netherlands), 1965 (France), and 1967 (Sweden). For Morocco agreements were signed in 1963 (Germany), 1964 (France, Belgium), and 1969 (Netherlands). The establishment of a French protectorate in part of Morocco means that in France Moroccan immigration pre-dates guest-worker recruitment. During the period of recruitment the immigration regulations in all six SCIICS countries were comparable. After the end of recruitment, in 1973, immigration policies started to diverge. The Netherlands, France and Sweden had a more open family immigration policy, whereas Germany showed more openness towards asylum claims (Dagevos, Euwals, Gijsberts, & Roodenburg, 2006; Muus, 2003). These policy differences affected the size and composition of the inflow of Turkish and Moroccan immigrants. Differences in immigration categories might be related to differential self-selection, with certain types of people seeing higher chances in qualifying for family migration and others for refugee status. To minimize confounding variance caused by possible self-selection, the

second restriction on the sample is on the year of migration; the target group consists of *people who migrated before 1975 or who are the children or grandchildren of people who migrated before 1975*. This means that the target group includes the second generation; as long as one of their parents or grandparents arrived in the current country of residence before 1975.

Finally, because migration tends to follow regional patterns and because both Turkey and Morocco show significant regional variation in socio-economic and cultural characteristics, a *regional criterion* was applied to half of the sample of each group in each country. For Turkey, 50% of the sample had to come from Central- and East-Anatolia; the provinces of Afyon, Ağrı, Aksaray, Ardahan, Bingöl, Bitlis, Çankırı, Elazığ, Erzincan, Erzurum, Eskişehir, Hakkâri, Iğdır, Karaman, Kars, Kayseri, Kırıkkale, Kırşehir, Konya, Malatya, Muş, Nevşehir, Niğde, Sivas, Tunceli, Van, and Yozgat. For Morocco, 50% of the sample was restricted to the former Spanish protectorate in North Morocco. This spans the Rif-mountains and includes the current provinces of Al Hoceïma, Chefchaouen, Fahs Anjra (Fahs-Bni Makada, Anjra), Larache, Nador, Tanger-Assilah, and Tétouan. This area is the most important source area for Moroccan immigrants in Germany, the Netherlands and to a lesser extent Belgium. Moreover, an oversample from this region increases comparability because it was not a French protectorate and therefore immigrants from this part of Morocco were not pre-socialized to French language and culture.

To sum up, the inclusion criteria for the Turkish and Moroccan sample were:

- Parents or grandparents from Turkey/Morocco
- Parents or grandparents migrated before 1975
- 50% of the respondents from selected origin provinces
- Aged 18 or over

Inclusion criteria for the native sample were:

- Born in the country of residence
- Both parents born in country of residence
- Aged 18 or over

Face-to-face interviewing is expensive, especially when the target group is a minority; interviewers will have to travel a lot before obtaining the desired number of interviews, leading to high costs. Many studies on immigrants therefore opt to focus on a selected number of cities, or even neighbourhoods; often those with a high share of people belonging to the target group population. Because one of the key goals of SCIICS is to examine the effects of national-level

integration policies, SCIICS uses a nation-wide sample. An advantage of this over only sampling high-concentration neighbourhoods or cities is that it allows an examination of the effects of segregation on integration and prevents any distortion of the cross-country comparison due to differences in the residential patterns of immigrants across countries. Resource limitations on the study led to the choice for a telephone survey over a face-to-face survey. With the combination of a nation-wide sample and restrictions on year of migration and region of origin, SCIICS distinguishes itself from other recent data collection projects such as TIES (see Crul, Schneider, & Lelie, 2012) that gathered data on the second generation in several cities across eight European countries.

The goal was to survey *500 people of each group in each country*, with the exception of Belgium. Belgium has a high degree of federalism. To have sufficient cases to be able to distinguish Flanders and Wallonia for selected analyses we decided to collect a larger national sample consisting of subsamples of 300 per region per group. Brussels was included as part of Wallonia. Table 1 summarizes the data collection goals.

Table 1 Targets by group and country

	Natives	Turkish descent	Moroccan descent
Netherlands	500	500	500
Germany	500	500	500
France	500	500	500
Belgium – Flanders	300	300	300
Belgium – Wallonia	300	300	300
Austria	500	500	-
Sweden	500	500	-

Sample

In cross-national comparative research a difficult choice has to be made between using the same or at least a comparable sampling strategy in all countries and opting for the best sampling method in each individual country. Because each sampling strategy brings a bias, using different (not functionally equivalent) sampling strategies across countries can compromise comparability of the data. Population records tend to offer the best sampling frame because they have a high coverage rate. Though the Netherlands and Sweden keep population records that contain information on the ethnic background of people (by registering their and their

parents' country of birth), the other countries in our study do not. Germany has a register of foreign nationals, however there is no population register data on immigrants who have obtained German citizenship or on German citizen children of immigrants. This is already problematic when conducting research within the German context, but even more so in a cross-national study.

To prevent introducing confounding variance by mixing sampling strategies, we opted to use the same sampling strategy in all countries: name-based sampling from digital telephone directories. The German sampling agency (Humpert & Schneiderheinze) drew the sample for all groups and countries. The past years this agency has amassed a list of common names for people belonging to certain ethnic groups. Its lists contain both first and last names, increasing the coverage. These lists of names were used to assign phone numbers from the directory to the likely ethnic group (native, Turkish or Moroccan). Business numbers were excluded.

Name-based sampling has been used in a range of health care and social science studies to identify people of immigrant origin (Mateos, 2007). The advantage of name-based sampling is that it largely circumvents selection biases of citizenship³, generation, ethnic self-identification⁴ or social contacts with co-ethnics (as in snowballing techniques or techniques using community organization membership lists) (ibid.). There are a number of disadvantages to name-based sampling, especially when the list used is a telephone directory. Firstly name-based sampling makes it hard to locate women belonging to the target population who have married outside the group and adopted their husband's name. Even though first names were included in the name-sampling technique, this still means these women can only be selected if there is a telephone number registered in their name. Because the use of a telephone directory leads to household-based, instead of individual-based sampling, intermarried men have a higher chance of being selected; their partner does not belong to the target group so unless there are children aged 18 or over living in the household, the man is the only eligible respondent⁵. Secondly, some have argued that telephone directories are not always up-to-date, however Salentin (1999) has argued the same can be said for population registers. A final problem with using telephone

³ Some countries allow name-change as part of the naturalization procedure. Of the SCIICS countries only France offers naturalising citizens the option of adding a French first name, or changing first or last name to a French name.

⁴ In some countries such as the United Kingdom, the census only asks for country of birth and ethnic self-identification. Using this information to classify people of migrant origin runs the risk of leaving out people of immigrant descent whose primary self-identification is not with that ethnic group, thus potentially leading to an underestimation of integration.

⁵ This is less of a problem for SCIICS because the target group selection criterion of pre-1975 migration and the high rate of transnational marriage in the Turkish and Moroccan community very often led to only one partner being eligible

directories is the absence of households/people who have chosen not to have their number listed. The exact size of this undercoverage and the size and direction of the related selection bias – if any – is not known. In a pilot study in Germany for Italians, Japanese and Turks, Humpert and Scheinderheinze (2000) found that named-based telephone directory samples would cover about half of these populations. However the last decade has seen a strong increase in mobile phone use and mobile-only households. Since mobile phones are less likely to be listed this means undercoverage is likely to have increased. In their 1999 pilot Humpert and Schneiderheinze identified 345,335 households as Turkish, in 2008 this was down to 271,082⁶ despite an increase in the size of the Turkish-origin community.

Notwithstanding these disadvantages of named-based telephone directory sampling, we are convinced that this strategy is most appropriate for our goal of obtaining a cross-nationally comparative sample. Only if the share of unlisted households varies widely across groups and countries and if unlisted households are different from listed ones, the use of telephone directories may lead to a biased estimation of cross-national variation. As explained below we have done our best to counter some of the problems associated with this sampling technique.

Mobile phone numbers

Despite significant extra costs we decided to include mobile phone numbers in the sample. Excluding mobile phone numbers from the sample would have seriously affected the potential sample size. Not all phonebooks had an equally good coverage of mobile phone numbers. It is important to note that only mobile phone number listings that contained a home address were included in the sample, and only if this address was not already present in the sample from landline phone numbers. This was done to prevent double sampling of the same household.

Table 2 lists the share of mobile phone numbers in each of the samples and the share of respondents reached on a mobile phone. The table shows that mobile phones were an important means to reach the target population in particular in Austria. Overall the share of mobile phone numbers in the sample and among respondents is similar. For the Moroccan group there is a larger difference in the response rates of mobile and land line numbers with an overrepresentation of mobile numbers in the French and the Belgian samples but an underrepresentation in Germany. The dataset includes a dummy variable that indicates if respondents were reached on a mobile phone number (*mobile*). This variable can be used as a control variable.

⁶ Personal communication with Humpert & Schneiderheinze

Table 2 Share of mobile phone numbers in the sample and dataset (valid interviews, both partial and completed). N between parentheses.

	Netherlands	Germany	France	Belgium Flanders	Belgium Walloon	Austria	Sweden
Natives							
Sample	6.10%	2.74%	2.78%	2.97%	3.00%	31.88%	5.20%
Response	5.27%	1.55%	3.22%	5.16%	2.57%	32.30%	5.19%
	(31)	(8)	(20)	(19)	(8)	(187)	(28)
Turks							
Sample	34.68%	7.21%	7.00%	13.00%	13.00%	49.45%	0.93%
Response	28.90%	3.54%	1.51%	15.61%	14.86%	46.84%	0.18%
	(174)	(19)	(10)	(47)	(44)	(274)	(1)
Moroccans							
Sample	23.35%	8.77%	9.00%	13.00%	13.00%		
Response	25.33%	5.61%	18.34%	18.18%	18.03%		
	(153)	(31)	(115)	(60)	(55)		

Intermarried women

To include women who married outside their origin group in the sample, all Turkish and Moroccan-origin respondents were asked if they knew Turkish/Moroccan-origin women married to non-Turkish/Moroccan men. If they did, the interviewer asked them for the contact information of these women. Table 3 shows how many respondents claimed to know intermarried women, how many numbers were obtained and how many of these women were successfully interviewed. In the dataset the women can be identified through the dummy 'snowwoman'. The large discrepancy between the number of respondents who knew intermarried women and those who gave the interviewer the phone number of a woman is to an important extent due to a generous interpretation of "to know". In many cases the women were only vague acquaintances of the respondents and they did not have the telephone number or the willingness to pass it to the interviewer.

Table 3 Snowball sample of Turkish and Moroccan women in interethnic relationships. Number as percentage of total pool between parentheses.

	Netherlands	Germany	France	Belgium: Flanders	Belgium: Wallonia	Austria	Sweden
Turks							
Knew	175	104	159	110	40	149	217
Provided number	14 (8%)	11 (11%)	33 (21%)	17 (15%)	6 (15%)	17 (11%)	30 (14%)
Interviews	1 (7%)	0 (0%)	6 (18%)	0 (0%)	0 (0%)	2 (12%)	10 (33%)
Moroccans							
Knew	164	53	170	108	25		
Provided number	36 (22%)	9 (17%)	13 (8%)	11 (10%)	2 (8%)		
Interviews	0 (0%)	0 (0%)	2 (15%)	0 (0%)	0 (0%)		

Within household sampling

Within each household the first available household member who fulfilled the selection criteria was interviewed. No random within-household selection took place. Due to the strict target group criteria it already took a large number of calls to obtain the desired number of respondents, adding another sampling layer would have further complicated locating respondents. Unfortunately no information was collected on the number of household members who were eligible for an interview. This means no sampling design weights can be calculated.

Quota

To get a good spread across sub-groups of the population, additional quotas were set. Because no population data is available on the composition of the immigrant groups, quotas were not based on the composition of the target population. The quotas were:

- For all groups: minimum 40% men, 40% women
- For the natives: maximum 20% over 60 years of age
- For the migrants: 15% 1st generation, 25% 1.5 generation, 25% 2nd generation

For the most part, the sample ‘naturally’ stayed within the range set by the quota. Only in a few cases did the interviewers have to look for members of a specific subgroup. In almost all countries it was necessary for the native sample to specifically target men and people under 60 (see paragraph on ‘response’ and appendix for details).

Because the timing of the interviews can influence the composition of the respondent group (only making calls on weekdays is likely to lead to an overrepresentation of housewives and

unemployed), quota for calling times were set. In each country, a minimum of 60% of all interviews had to be conducted during weekends or evenings (starting at 18.00) and a minimum of 25% of all interviews during the day on weekdays.

Data collection

In three countries, sub-contractors were hired to organize the data collection. For Belgium the data collection was subcontracted to the HIVA, for Germany to the Zentrum für Türkeistudien and in Austria to a staff member of the University of Vienna.

Data collection took place between January and June 2008. The date of each interview is included in the dataset. Since immigrant groups are notoriously hard to reach, it was decided to set the number of contact attempts at 10. Data was collected using computer-assisted telephone interview (CATI) technology⁷. For each question the interviewers also had the option of selecting 'don't know' and 'refusal' but these options were never presented to the respondents.

The national coordinators submitted field reports detailing implementation of quotas, any problems that occurred during the data collection, and any errors made in the interviews that could not be corrected in the CATI.

Translations and interviewers

The source questionnaire was in Dutch. This was translated into the national languages of all six countries (French, German and Swedish) and the immigrant languages. For the Turkish group a Turkish translation was made. For the interviews with the Moroccan origin group a translation in Moroccan-Arabic (Darija) was made. We decided not to provide a standardized written translation into Berber, because there are too many different dialects, with a low degree of standardization. All translations were done by professional translators. No back-translations were made, but all translations have been thoroughly checked and corrected by supervisors and local coordinators. The appendix of this paper includes an English translation of the native and immigrant questionnaire. Because this translation was not made by a professional translator, users of SCIICS data are advised to always consult the original questionnaires. The full questionnaires in all language-group combinations will be published when the SCIICS dataset becomes open access.

⁷ H.M.P. Roelofsma (2009) *eXamine: the digital online research community*. Amsterdam, SLA Press.

In all countries, all interviews with the immigrant samples were conducted by bilingual interviewers. In most countries the interviewers also spoke Kurdish or one or more of the Moroccan-Berber languages. Interviewers were allowed to use their language skills as a tool for persuasion or to enquire about the presence of household members who did speak the language of the questionnaire, but they were not allowed to do on the spot translations. This led to the exclusion of people who only spoke a Berber dialect, Kurdish or Assyrian.

The CATI included the standardized translation of the questionnaire in the language of the country of survey and the immigrant group. Because not all interviewers could read Arabic well, it was decided to transcribe the Moroccan-Arabic text into a phonetic version using the Latin alphabet. All Moroccan interviewers received supplementary training on working with this transcribed version. In most countries the supervisors also spoke one of the immigrant languages. The supervisor in the Netherlands was fluent in Moroccan-Arabic and Berber. In Belgium an Arab-speaking supervisor was present. In France, Germany and Austria, Turkish speaking supervisors were present.

At the end of the interview the interviewer had to indicate the language used in the interview and his/her assessment of the proficiency of the respondent in the national and the immigrant language. The interviewer did not always have the opportunity to speak both languages with the respondent long enough to judge their language proficiency. In that case they could tick the 'n/a' box on the proficiency question for that language.

For the natives in part the same interviewers were used as for the immigrant surveys. However only people who spoke the language of the survey country accent-free were allowed to do surveys with natives⁸. They also had to adopt a native name. This was to prevent social desirability on the part of the respondents for the questions on social distance and attitudes towards immigrants.

All interviewers had a personal ID number that was entered after each questionnaire. The appendix includes a list of interviewer ID numbers with a number of demographic characteristics and information on proficiency in Kurdish and Berber languages.

⁸ In France it became clear that some of the interviewers interviewing natives did have a 'banlieue' accent. Though this way of speaking is related to living in a certain type of neighbourhood, respondents may have associated this accent with immigrants. The appendix on interviewer characteristics indicates which interviewers had this accent.

Training

Before the start of the data collection, all local supervisors received an elaborate project briefing. All interviewers received a day of standardized training. The first training in all countries was done by the project coordinator, Evelyn Ersanilli, in collaboration with the local coordinators. In Belgium new interviewers hired later on in the project were trained by the local coordinator.

Timing and duration of interviews and data collection

The Belgium sub-contractor HIVA does not operate on weekends. Therefore all Belgium interviews were conducted during weekdays and evenings. Figure 1 displays the distribution of calling times across countries.

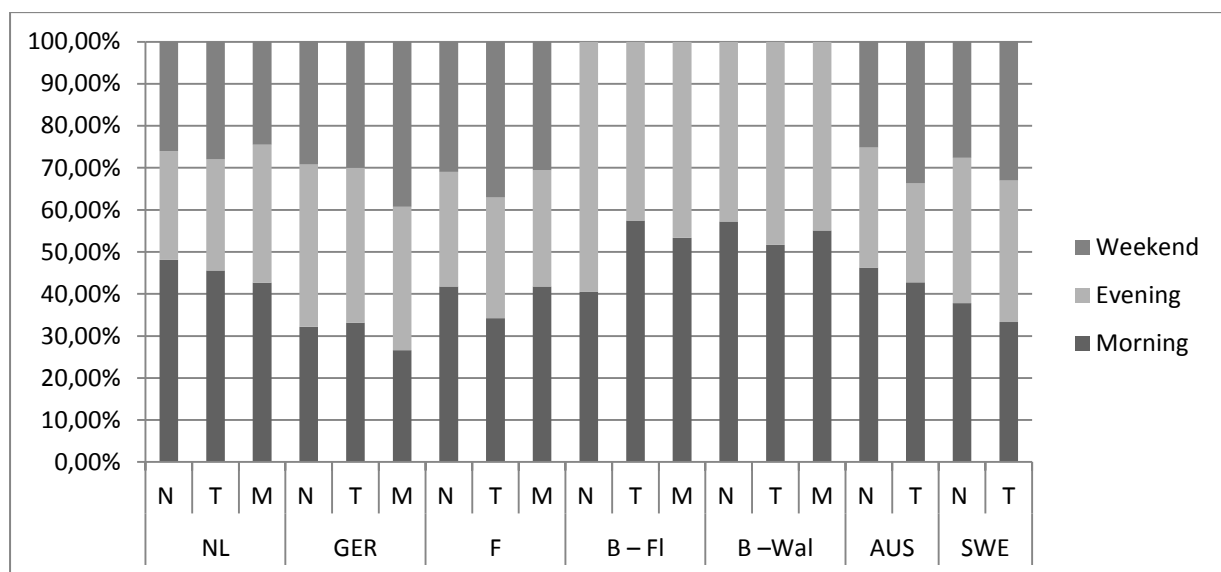


Figure 1 Calling times by group and country

The dataset includes variables for the exact start and end time of the interview and dummy variables for daytime during the week, weekends and evenings.

The interviews with natives lasted on average 15 minutes. Interviews with the Moroccan and Turkish origin groups took 25 minutes on average (excluding screening for eligibility). Table 4 shows the total numbers of working hours of the interviewers for each group. These hours mainly reflect the difficulties with reaching people who fit the target criteria. Please keep in mind that the total number of conducted interviews also varies across countries (see Table 6).

Table 4 Total number of hours worked by interviewers by country and group

	Netherlands	Germany	France	Belgium - Flanders	Belgium - Walloon	Austria	Sweden
Natives	n/k	537	430	381	324	425	304
Turks	n/k	878	755	356	360	992	864
Moroccans	n/k	1,291	1,473	450	526	n/a	n/a
Total	2,229	2,706	2,658	1,187	1,210	1,417	1,168

Screening and region selection

Before the interview, the person who answered the phone was screened for eligibility. This was done in a response management programme separate from the CATI programme. In Belgium Blaise, a programme developed by the Netherlands Bureau of Statistics (CBS) was used. In all other countries a custom-made Access data mask was used.

In the introduction of the immigrant questionnaire, the interviewers clearly stated that the study focused on people of Turkish/Moroccans *origin*, emphasizing that this can include people born in the survey country and whose national origin is in Turkey or Morocco, but whose (primary) identification is with an ethnic minority group – such as Kurds.

In the Netherlands, Belgium, Germany and Austria data collection for the migrant groups started with the regional selection criteria. Once the 50% target was reached, the regional selection criterion was lifted. In France the same procedure was followed for Turks, but for Moroccans a different approach was taken because the share of target population was so low it was felt that it would discourage the interviewers if they would be able to do only 1 interview during their 4 hour shift. Half the computers were set to regional selection, the other half without. Once the 50% of interviews without regional selection was obtained all computers were turned to filter for origin regions. In Sweden the interviewers also started without the regional selection criterion; the Swedish sample of phone numbers was relatively small and we feared using the regional selection might mean the target of 500 interviews could not be reached. The variable '*selection*' indicates whether an interview was conducted during or before/after the enforcement of the regional selection criterion.

Table 5 Dates of use of regional selection filter

	Turks	Moroccans
Netherlands	Selection lifted on January 29	Selection lifted on January 30
Germany	Selection lifted on April 20	Selection lifted on April 20
France	Selection lifted on February 25	Regional selection on computers 4-7, from March 3 rd onwards on all computers
Belgium - Flanders	Selection lifted on March 13 on two out of three computers. Final computer switched on March 20 th	Selection lifted on April 22
Belgium - Walloon	Selection lifted on April 14	Selection lifted on March 20
Austria	Selection lifted on February 15	n/a
Sweden	Regional selection started on May 1	n/a

Response rate

Table 6 presents the total number of complete interviews for each group and country. For the immigrant groups it also shows how many interviews were done with and without the region-restricted condition ('selection').

Table 6 Number of completed and valid interviews.

	Natives	Turks- no selection	Turks- Selection	Turks- total	Moroccans no selection	Moroccans selection	Moroc- total
Netherlands	572	290	287	577	327	247	574
Germany	498	241	248	489	233	246	479
France	576	336	276	612	257	298	555
B-Flanders	352	144	157	301	157	150	307
B-Wallonia	299	141	144	285	125	164	289
Austria	550	288	262	550	-	-	-
Sweden	526	333	197	530	-	-	-
Total	3373	1773	1571	3344	1099	1105	2204

Note: the dataset also contains partial & valid interviews

The strict selection criteria meant that many calls had to be made until the target number of interviews was reached. The response rate table in the appendix displays the sample size for each group and country, the reasons for non-response and the number of completed and partial

interviews. The multiple selection criteria complicate the calculation of the response rate, as ‘refusals’ include many people who do not belong to the target group. We follow the guidelines of AAPOR for the calculation of the response rate. The AAPOR lists four different ways of calculating the response rate of a survey. The formulas are built with the following elements:

- I=Complete Interviews
- P=Partial Interviews
- R=Refusal and break off
- NC=Non Contact
- O=Other
- UH=Unknown Household
- UO=Unknown other

In Response Rate 1 only completed interviews are counted as response

$$RR1: I / (I + P) + (R + NC + O) + (UH + UO)$$

Response Rate 2 also counts partial interviews as response

$$RR2: (I + P) / ((I + P) + (R + NC + O) + (UH + UO))$$

Because not all numbers/address included in the sample will belong to members of the target group, treating all cases that have not been reached as unknown will underestimate the response rate. Therefore the factor ‘e’; the estimated proportion of cases of unknown eligibility (i.e. households that were not reached) that are eligible (i.e. who do meet the target group criteria), can be added to the formula. Response Rate 3 only counts completed interviews as response $(I / ((I + P) + (R + NC + O) + e(UH + UO)))$ and Response Rate 4 also includes partial and completed interviews.

$$RR4: (I + P) / ((I + P) + (R + NC + O) + e(UH + UO))$$

In the calculation of the response rates for SCIICS, ‘refusal’ is treated as unknown eligibility because often refusals were given before the screening process was completed. The eligibility of the households that have not been reached is also treated as unknown. The ‘non-contact’ category does not apply to SCIICS and neither does ‘unknown other’. Figure 2 presents Response Rate 4⁹ for all countries and groups in SCIICS. For the Turkish group in Flanders,

⁹ Invalid interviews (i.e. interviews with people who do not belong to the target group) are counted as

available response data do not permit differentiating the rates between the regional selection conditions.

Overall the response rates are quite low, especially for the natives. In Belgium the response rates for natives are higher, but this is not the case for the Turkish and Moroccan group. In France the Moroccan group stands out for high response. Two technical issues may have had a negative effect on the overall response rate. To prevent incoming calls, no caller ID was sent. In France some phones do not accept calls sent without a caller ID. These numbers have been registered as “wrong number”. During the course of data collection several problems with the data entry mask were discovered. The main problem was that the mask did not properly spread the calling attempts across time and weekdays, leading to households being called repeatedly on the same day which may have led to a higher number of refusals and numbers that were dropped after the maximum number of calling attempts had been reached.

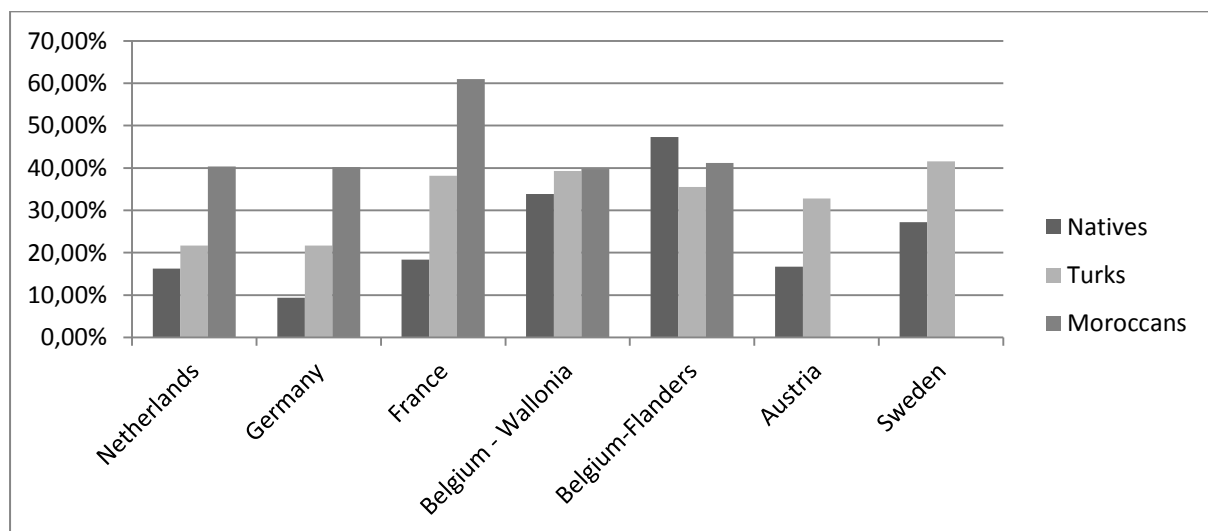


Figure 2 Response Rate 4 by country and group

As mentioned, refusals have been treated as cases of unknown eligibility, however this may not be entirely justified. It might be that the interviewers were able to determine eligibility before the potential respondent refused participation. In that case treating ‘refusals’ as unknown response leads to an overestimation of the response rate. Therefore the response rate has also been calculated treating refusals not as unknown eligibility, but as refusals (Response Rate 4B).

To speed up the data collection, the samples were larger than strictly necessary. This will have inflated the share of non-reached numbers, and not each non-reached number will have been

part of the response. These interviews have been removed from the SCIICS dataset.

called 10 times. Response Rate 4C ignores unreached numbers and like RR4 treats refusals as unknown eligibility. Figures 3 to 6 display the rates resulting from the three different calculations of the response rates corrected for unknown eligibility (RR4, RR4B, RR4C) for each target group. The strictest calculation of the response rate, RR4B, gives clearly lower rates, especially for the Moroccan origin group.

The response rates for the conditions with and without regional selection are fairly similar for RR4B and RR4C, however there is a clear gap between the conditions in RR4 (see appendix table). Except for Moroccans in Germany response RR4 is much higher in the sample with regional selection. This suggests that treating all refusals as unknown eligibility leads to an overestimation of the potential response.

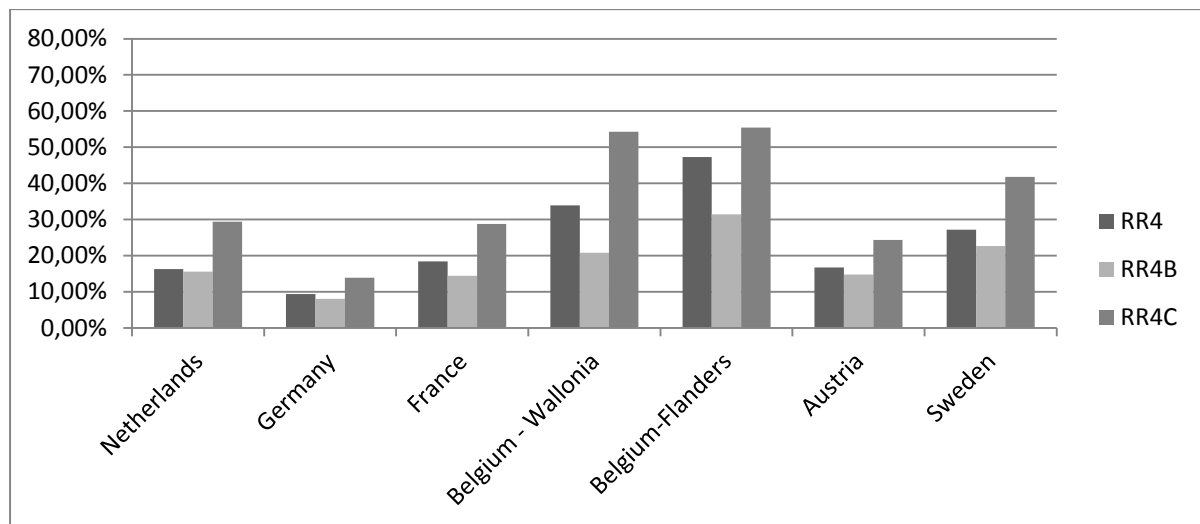


Figure 3 Response Rate 4, 4B and 4C by country for natives

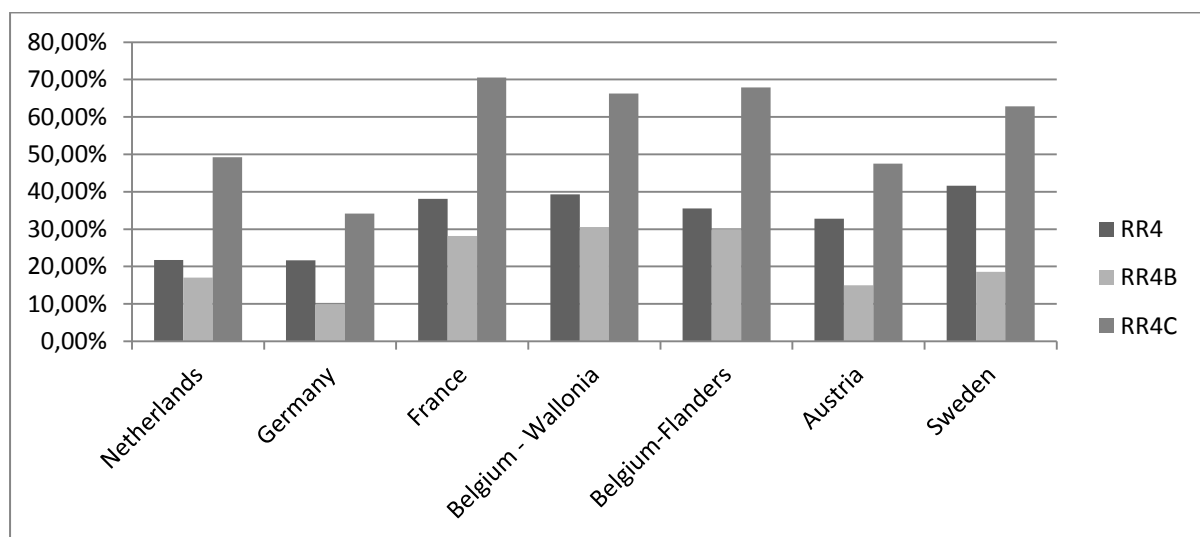


Figure 5 Response Rate 4, 4B and 4C by country for natives

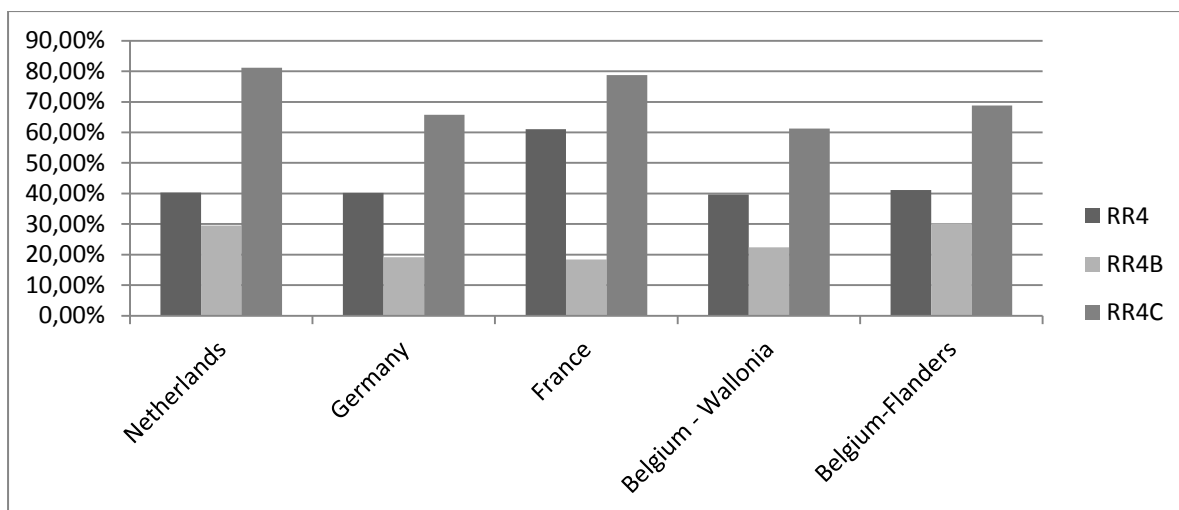


Figure 6 Response Rate 4, 4B and 4C by country for natives

The onomastic sample was not equally successful in all countries. The misclassification of ethnic origin ranged from 1-5% for the native sample, 3-15% for Turks to as much as 22-55% for Moroccans (see appendix for details).

Bias and weights

The low response rates may have caused sample bias. Bias can also have resulted from under-coverage of the target population in telephone directories. However because there is no information on the demographics of the narrowly defined target group of SCIICS, no post-stratification weights could be developed. Because no information was gathered on the number of eligible people in the household and the number of listed phones, no design weight could be developed to compensate for differential sampling probabilities.

Given the narrowly defined target group (migration period and regional selection) and the lack of information of the target group on a national level to assess potential selection bias, SCIICS should not be treated as representative on the national level.

Data collection problems

A number of problems arose during data collection. Some were due to problems of translation or programming of the data entry mask, others to unforeseen responses to some of the (selection) questions, and finally problems related to the interpretation of certain questions and respondents' ideas about the goal of the study.

Details on mistakes in the translations and programming of the CATI are listed in detail in the

appendix. Users of the SCIICS data are encouraged to always check if any of the variables they use are in this list.

In Belgium there were some language problems with the Moroccan sample; sometimes people only spoke Berber and no Moroccan-Arabic or Flemish. In Sweden similar problems occurred with people in the Turkish sample belonging to the Assyrian and Kurdish minorities. In both cases, interviewers tried to find out if other household members did speak the language of the questionnaire. If not these households were unable to participate in the survey.

In France the introduction asking if there were people in the household of “Moroccan origin” sometimes led to confusion. Some respondents answered that they are not of Moroccan origin, but their father or their parents were. In these cases, interviewers explained what the study meant by “Moroccan origin”.

For the Turkish sample the reference to Turkish origin touched on sensitive issues. In hindsight the translation of Turkish origin as “turk kökenli” was unfortunate since people from Kurdish districts of Turkey are part of the target group and this word refers to being ethnic Turkish. This was especially a problem in Austria, France and Sweden. The interviewers were instructed to read the questions including the explanation that “by Turkish origin, we mean people whose family originates from Turkey”. In the introduction text the interviewers were allowed to change “turk kökenli” to “people from Turkey” or “turkeyeli”. In the Netherlands interviewers gave the examples of the Frisian minority in the Netherlands; explaining that these respondents were also asked about their Dutch identity, not about their Frisian one. The respondents generally accepted this explanation.

Especially people of Assyrian origin in Sweden also objected to questions in the interviews that made reference to Turks/Turkishness, in particular to the questions on identification with Turks (Q67-69), stating they are not Turkish and can therefore not answer such a question. The interviewers had to be instructed to ask the questions as written, including the standardized definition that ‘By Turkish origin we mean people who come or whose family comes from Turkey’, and not change the word ‘Turk’ into ‘Kurd’ or ‘Assyrian’.

For the Armenian respondents in France a different strategy was used, in the case they interpreted the selection question “are you of Turkish origin” as an ethnic question (i.e. are you an ethnic Turk) and therefore answered it negatively, interviewers were not instructed to persuade these potential respondents. This was based on the experience in a previous study

that Armenians object to all questions that refer to Turkish identity and Turkish social contacts, leading to a high rate of item non-response and a frustrating experience for both interviewer and respondent. In addition, Armenians are barely present in the other countries of this study and therefore do not fit the comparative design well. The Armenian migration to France largely predates the guest-worker migration this study aimed to survey.

Some of the respondents objected to the nature of the questions. A few German respondents in the native sample objected that the goal of the questionnaire was to unveil that Germans are 'nazis' and in France some respondents asked if the study was commissioned by the far-right "Front National". Several of the immigrant sample respondents felt uncomfortable with the questions about religion.

In France several surveys were conducted with people who are of Moroccan descent, but born in Algeria. Since Algeria remained French territory after Morocco gained its independence, people born in Algeria might have had a French passport from birth. The interviews with people born in Algeria have therefore been deleted from the dataset. In Sweden people of Turkish origin born in Denmark or Germany (or elsewhere other than Sweden and Turkey) were also excluded from the sample.

It was not always clear to respondents whether 'halal' referred only to pork-free or more strictly to ritually slaughtered meat products.

Certain migration scenarios were unforeseen in the development and programming of the questionnaire. This has led to apparent contradictions in the data. For example the variable 'age at arrival' refers to the first time the respondent came to live in the current country of residence. The survey contains no information on any temporary returns to the origin country or residence in a third country. Some parents chose to temporarily send their children back to Turkey/Morocco to be cared for by relatives and attend the local school. This explains why respondents who were born in the residence country or arrived at a young age may still have indicated that they have attended school in Turkey/Morocco. The question about the age at marriage refers to the first marriage, whereas the questionnaire doesn't include any information on whether or not the current marriage is the first marriage.

Data cleaning

The data cleaning process conducted by the MIT department of the WZB consisted of several steps:

- Corrections of the datasets based on the field reports (see above)
- Coding of the responses in the 'other' category of the "minority", language use, and country of birth variables.
- Checking for consistency and where possible correcting inconsistent answers.
- Removal of invalid interviews
- Removal of interviews without a respondent ID.

The data cleaning revealed a number of mistakes in the data entry masks. The mistakes are listed in the appendix and were, when possible, corrected in the dataset.

Despite the filter questions, the dataset appeared to contain a number of respondents who do not meet the target group criteria (invalid interviews). Respondents who migrated after 1975 and were older than 18 at the time of migration were dropped from the database. As were respondents of whom both parents were neither born in Turkey/Morocco nor in the residence country.

Data checks revealed a number of unlikely years of birth (before 1900) and years of arrival (e.g. arrival before the year of birth). Where these could be easily uncovered as typos by the interviewers they were corrected, otherwise the variable was set to missing. For the variables year of naturalisation, the year of starting to wear a headscarf, year of arrival of partner, year of taking a residence country language course, and the age at marriage, checks also revealed a number of inconsistencies. In some cases it was clear that the answer referred to the age instead of the year and vice versa. When the correct answer could easily be deduced the variable was corrected, when not, it was set to missing.

If a questionnaire was broken off, the interviewer couldn't skip to the last screen to fill out the case identifier. A system was put in place to correctly identify these cases and enter the "respnr" after the data collection had finished. Cases missing this case identifier have been removed from the dataset.

A final correction concerns three French-Turkish sample respondents who had accidentally answered the native instead of the Turkish questionnaire (3814009, 3814011, 381401). These cases have missing values on questions unique to the immigrant questionnaire.

Context data

Because the relative size and distribution of the Turkish and Moroccan origin populations varies across countries and because previous studies have shown that the concentration of co-ethnics can have an impact on integration outcomes, variables were added to the dataset that aim to capture the number of people of the same national origin group in the respondent's place of residence.

It was a big challenge to find data that is cross-nationally comparable. For all countries we have been able to find data based on the same definition of co-ethnics; people born in Turkey/Morocco. However this data was not always available at the place of residence level. In Germany and for people in smaller places in France data was only available at a higher level. The appendix lists the definitions, sources and level of the data used in the context variables.

The use of data from national statistics agencies for creating the context variables has been agreed in contracts between these agencies and the WZB. This means the data from most survey countries cannot be included in the public use file.

Public use conditions

Ownership of the data lies with the WZB, department MIT.

In the course of 2014 the data will be made available for public use. Users have to agree to the terms of use. These include that they cannot forward the data to anyone. When using SCIICS data for presentations, papers, thesis and publications, this Discussion Paper should always be cited (citation as follows Ersanilli, Evelyn and Ruud Koopmans (2013) *The Six Country Immigrant Integration Survey (SCIICS) – Technical Report*. WZB Discussion Paper SP VI 2013–102).

References

- Brubaker, R. (1992). *Citizenship and nationhood in France and Germany*. Cambridge: Harvard.
- Castles, S. (1995). How nation states respond to immigration and ethnic diversity. *New Community*, 21(3), 293-308.
- Crul, M., Schneider, J., & Lelie, F. (Eds.). (2012). *The European Second Generation Compared. Does the Integration Context Matter?* Amsterdam: Amsterdam University Press.
- Dagevos, J., Euwals, R., Gijsberts, M., & Roodenburg, H. (2006). *Turken in Nederland en Duitsland. De arbeidsmarktpositie vergeleken*. Den Haag: Sociaal en Cultureel Planbureau.
- Humpert, A., & Schneiderheinze, K. (2000). Stichprobenziehung für Telefonische Zuwandererumfragen. Einsatzmöglichkeiten der Namenforschung. *ZUMA-Nachrichten*, 24(47), 36-64.
- Koopmans, R. (2013). Multiculturalism and Immigration: A Contested Field in Cross-National Comparison. *Annual Review of Sociology*, 39(8).
- Koopmans, R., Michalowski, I., & Waibel, S. (2012). Citizenship Rights for Immigrants: National Political Processes and Cross-National Convergence in Western Europe, 1980–2008. *American Journal of Sociology*, 117(4), 1202-1245.
- Koopmans, R., Statham, P., Giugni, M., & Passy, F. (2005). *Contested citizenship. Immigration and Cultural Diversity in Europe*. Minneapolis: University of Minnesota Press.
- Mateos, P. (2007). A Review of Name-based Ethnicity Classification Methods and their Potential in Population Studies. *Population, Space and Place*, 13(4), 243-263.
- Muus, P. J. (2003). An international comparison of migration- and immigrant policy with respect to immigrants from Turkey and their participation in the labour market. In L. Hagendoorn, J. Veenman & W. Vollebergh (Eds.), *Integrating Immigrants in the Netherlands. Cultural versus Socio-Economic Integration* (pp. 17-40). Ashgate: Aldershot.
- Salentin, K. (1999). Die Stichprobenziehung bei Zuwandererbefragungen. *ZUMA-Nachrichten*, 23(45), 115-135.
- Soysal, Y. (1994). *Limits of citizenship: Migrants and postnational Membership in Europe*. Chicago: University of Chicago Press.
- Weil, P. (2001). Access to Citizenship: a Comparison of Twenty-Five Nationality Laws. In A. Aleinikoff & D. Klusmeyer (Eds.), *Citizenship Today. Global Perspectives and practices*. (pp. 17-35). Washington D.C.: Carnegie Endowment for International Peace.

Appendices

Questionnaires

Migrant questionnaire

Introduction

Good morning/afternoon/evening, you're talking to ... from the [local partner or VU University Amsterdam].

We are conducting a survey on behalf of the VU University Amsterdam with people from different origins including Turkish/Moroccan origin. We would like to ask you a couple of questions about your everyday life and your opinions. In order to gain a complete view of the life of people of Turkish/Moroccan origin, it is very important that as many people as possible participate in this survey.

Are you willing to help us by answering a few questions?

It will take approximately 20 minutes and everything will be completely anonymous.

- yes
- not now, but later
- no

Do you prefer me to speak [survey country language] or Turkish/Moroccan? We can switch language later on.

- [survey country language]
- Turkish/Moroccan

Are you aged 18 or over?

- Yes
- No *{Ask for another person in the household who is older than 18. If nobody older than 18 is at home, call back later}*

A. Are you of Turkish/Moroccan origin?

- yes *{go to question D}*
- no

B. Is someone else in your household of Turkish/Moroccan origin?

- yes (may I speak to this person?)
- no

C. What is your origin?

- Yugoslavian
- Armenian
- Algerian
- Tunisian
- Egyptian
- other, namely

D. Which province in Turkey/Morocco does your family come from?

TURKS

Adana	Bartın	Denizli	Hatay	Kilis	Muş	Sivas
Adıyaman	Batman	Diyarbakır	Iğdır	Kırıkkale	Nevşehir	Tekirdağ
Afyon	Bayburt	Düzce	Isparta	Kırklareli	Niğde	Tokat
Ağrı	Bilecik	Edirne	İstanbul	Kırşehir	Ordu	Trabzon
Aksaray	Bingöl	Elazığ	İzmir	Kocaeli	Osmaniye	Tunceli
Amasya	Bitlis	Erzincan	Kahramanmaraş	Konya	Rize	Uşak
Ankara	Bolu	Erzurum	Karabük	Kütahya	Sakarya	Van
Antalya	Burdur	Eskişehir	Karaman	Malatya	Samsun	Yalova
Ardahan	Bursa	Gaziantep	Kars	Manisa	Şanlıurfa	Yozgat
Artvin	Çanakkale	Giresun	Kastamonu	Mardin	Siirt	Zonguldak
Aydın	Çankırı	Gümüşhane	Kayseri	Mersin	Sinop	Sivas
Balıkesir	Çorum	Hakkâri	Hatay	Muğla	Şırnak	Tekirdağ

MOROCCANS

Agadir-Ida ou Tanane	Fahs Anjra (Fahs-Bni Makada, Anjra)	Oued Ed-Dahab (Dakhla)
Al Haouz (Tahanaoute, Aït Ourir)	Fès	Oujda-Angad (Oujda)
Al Hoceïma	Figuig	Rabat
Aousserd (Aousserd, Lagouira)	Guelmim	Safi
Assa-Zag (Assa)	Ifrane	Salé
Azilal (Kasba Tadla, Azilal)	Inezgane-Aït Melloul	Sefrou
Ben Slimane	Jerada	Settat
Béni Mellal	Kénitra	Sidi Kacem
Berkane	Khémisset	Skhirate-Témara
Boujdour	Khénifra	Tanger-Assilah
Boulemane	Khouribga	Tan-Tan
Casablanca	Laâyoune	Taounate
Chefchaouen	Larache	Taurirt
Chichaoua	Marrakech	Taroudannt
Chtouka-Aït Baha (Biougra, Aït Baha)	Médiouna	Tata
El Hajeb	Meknès	Taza
El Jadida	Mohammedia	Tétouan
El Kelaâ (des Sraghna)	Moulay Yacoub (Fès, Moulay Yacoub)	Tiznit
Errachidia	Nador	Zagora
Essaouira	Nouaceur	
Es-Semara	Ouarzazate	

E. Were you born in [survey country] or in Turkey/Morocco?

- [survey country]
- Turkey/Morocco

F. In which year did you come to [survey country]?

- before 1975 {->start survey}

- *after 1975*

G. When did your parents come to [survey country]?

- *before 1975 {->start survey}*

- *after 1975*

- *never -> I*

H. When did your grandparents come to [survey country]?

- *before 1975 {->start}*

- *after 1975*

- *never*

I. Did your partner or his/her family come to [survey country] before 1975?

- *yes*

- *no {-> end}*

J. May I speak to this person?

Start time:.....

Interviewer number:...

First I would like to ask you some general questions

1a - In which country were you born?

- 1 Turkey/Morocco
- 2 [survey country]

{survey country born respondents only}

1 What is your year of birth? _____

In which country was your father born?

- 1 Turkey/Morocco
In what province?

Was this in a village or a town/city?

- 1 village
- 2 town/city

- 2 Survey country
- 3 other, namely....

In which country was your mother born?

- 1 Turkey/Morocco
In what province?

Was this in a village or a town/city?

- 1 village
- 2 town/city

- 2 Survey country
- 3 other, namely....

In which place do you live in [survey country]? _____

What is your postal code? *{I only asking this to get an idea about the type of area you live in. If respondent does not want to answer, ask name of neighbourhood}*

3.b Do you own or rent the house you live in?

- 1 rented
- 0 owned

{go to EDUCATION}

{Turkish/Moroccan born respondents only}

1 In which year were you born? _____

In which place do you live in [survey country]?

What is your postal code? *{I only asking this to get an idea about the type of area you live in. If respondent does not want to answer, ask name of neighbourhood}*

3.b Do you live in own or rent the house you live in?

- 1 rented
- 0 owned

In what year did you come to [survey country]? _____

I would now like to ask you a few questions about your life in Turkey/Morocco[origin

- 2. Did you grow up in a village or a town/city? [If respondent was born in a village but moved to a town/city before his fourth birthday, select 'town/city']
 - 1. Village
 - 2. Town/city

- 3. Before your migration to [survey country], did you live in a big city in Turkey/Morocco or in another country? *[if city and country: select country]*
 - 1. Yes, in a big city in [origin country, namely *[if more than one city: the largest one]*
 - 2. Yes, in another country, namely
 - 3. No

EDUCATION

Now I'd like to ask you a few questions about your education.

4. Did you go to school in Turkey/Morocco?

- 1. yes
- 0. no

5. What is the highest level of education you have completed in Turkey/Morocco? *[do NOT read out]*

- 1 primary education / ilkokul
- 2 coran school (M)/lower secondary school orta okul (T)
- 3 Secondary school meslek lisesi / meslek okulu
- 4 Upper secondary school ; Bac (M), lise (T)
- 5 Polytechnic
- 6 University

6. Did you ever to go school in [survey country]?

- 1. yes
- 0. no {go to LABOUR MARKET}

7. What is the highest level of education you have completed in [survey country]? {Germany: Interviewer instruction: in case of an answer such as 'Handelskauffrau' ask for school diploma}

- 1 None
 - 2 Elementary school
- [country specific categories going up to university, see code book]

7B. Have you done an apprenticeship or vocational training in a company or organisation?

- 1. yes, namely _____
- 0. no

8. Are you currently in education or training??

- 1. yes
- 0. no {go to question 10}

9. What kind of education are you currently attending?

[country specific categories going up to university]

10. When you were a child, did you attend Turkish/Arabic lessons at school in [survey country]? {only concerns lessons during or after school hours during primary or secondary school. Course taken voluntarily as an adult should not be included}

- 1. yes
- 0. no

11. Did you attend primary school in [survey country]?

- 1. yes
- 0. no {go to question 14}

12. How many of your classmates in primary school were of [survey country] origin? By "[survey country] origin" we mean people whose families originate from [survey country].

[if more than one primary school was attended, applies to school that was attended longest]

[read out]

- 1 (almost) all
- 2 a majority
- 3 about half

- 4 a minority
- 5 (almost) none *{if respondent replies '1', select this here}*

13. How many of your classmates in primary school were of Turkish/Moroccan origin? With Turkish/Moroccan origin" we mean people whose families originate from Turkey/Morocco *{if more than one primary school was attended, applies to school that was attended longest}*
{read out}
- 1 (almost) all
 - 2 a majority
 - 3 about half
 - 4 a minority
 - 5 (almost) none *{if respondent replies '1', select this here}*

- 14 Did you attend secondary school in [survey country]?
1. yes
 0. no {go to LABOUR MARKET}
15. How many of your classmates in secondary school were of [survey country] origin? By "[survey country] origin" we mean people whose families originate from [survey country].
[if more than one primary school was attended, applies to school that was attended longest]
[read out]
- 1 (almost) all
 - 2 a majority
 - 3 about half
 - 4 a minority
 - 5 (almost) none *{if respondent replies '1', select this here}*
16. How many of your classmates in secondary school were of Turkish/Moroccan origin? With Turkish/Moroccan origin" we mean people whose families originate from Turkey/Morocco
[if more than one primary school was attended, applies to school that was attended longest]
[read out]
- 1 (almost) all
 - 2 a majority
 - 3 about half
 - 4 a minority
 - 5 (almost) none *{if respondent replies '1', select this here}*
- Sweden only : Did you attend adult education (komvux)?
1. yes
 0. no

LABOUR MARKET

Now I would like to ask you a few questions about the work you have had

- 17 Do you currently work for at least 12 hours a week? *{holiday jobs do not count}*
1. yes
 0. no *{go to NOT EMPLOYED}*
18. Are you employed or self-employed? *{Holiday and student jobs do not count}*
1. Employed
 2. Self-employed *{go to OWN COMPANY}*
- 19 How many hours per week do you work according to your contract? *{if more than one contract/job, take all together}*
- ___ hours

- 20 Do you have a permanent or temporary contract??
- 1 Permanent contract *{go to question 22}*
 - 2 Temporary for no more than 1 year
 - 3 Temporary for more than 1 year
21. Do you work for an temporary employment agency?
1. yes
 0. no
22. Do you work in the public sector?
1. yes
 0. no
23. In which sector do you work? *{if necessary, read out}*
- 1 Bank/insurance
 - 2 Construction
 - 3 Agriculture and fishing
 - 4 Transport and communication
 - 5 Retail, stores, market
 - 6 Restaurant, hotel, bar
 - 7 Industry/mineral production
 - 8 Education
 - 9 Public administration (Ministry, Municipality, Province, court, police, army)
 - 10 Commercial services (accountancy, cleaning, IT company)
 - 11 (health) care
 - 12 Other services
24. What type of work do you currently do? *{ask type of work and company} {if more than one job, ask main job}*
-
- 25 In your current job, do you supervise others?
1. yes
 0. no
26. How many of your direct colleagues are of [survey country] origin? *{direct colleagues are the people with who you work on a daily basis} {read out}*
- 1 (almost) all
 - 2 a majority
 - 3 about half
 - 4 a minority
 - 5 (almost) none *{if respondent replies '1', select this here}*

- 27 How many of your colleagues are of Turkish/ Moroccan origin? *{direct colleagues are the people with who you work on a daily basis}*
{read out}
- 1 (almost) all
 - 2 a majority
 - 3 about half
 - 4 a minority
 - 5 (almost) none *{if respondent replies '1', select this here}*
28. Is your boss a family member or another person of Turkish/Moroccan origin?
- 1 Yes, a family member
 - 2 Yes, another person of Turkish/Moroccan origin
 - 3 No, neither a family member nor of Turkish/Moroccan origin

{go to INCOME}

OWN COMPANY

- 29 How many hours per week do you work? *{Estimate of average working hours}*
 ___ hours
- 30 In which sector does your company operate?
- 1 Bank/insurance
 - 2 Construction
 - 3 Agriculture and fishing
 - 4 Transport and communication
 - 5 Retail, stores, market
 - 6 Restaurant, hotel, bar
 - 7 Industry/mineral production
 - 8 Education
 - 9 Public administration (Ministry, Municipality, Province, court, police, army)
 - 10 Commercial services (accountancy, cleaning, IT company)
 - 11 (health) care
 - 12 Other services
31. What type of company do you have?

32. When did you start with this company?
(Year)
33. Do you have any employees?
1. yes
 0. no *{go to question 36}*

34. How many of your employees are of [survey country] origin?
{read out}
- 1 (almost) all
 - 2 a majority
 - 3 about half
 - 4 a minority
 - 5 (almost) none *{if respondent replies '1', select this here}*
35. How many of your employees are of Turkish/Moroccan origin?
{read out}
- 1 (almost) all
 - 2 a majority
 - 3 about half
 - 4 a minority
 - 5 (almost) none *{if respondent replies '1', select this here}*
36. How many of your customers are of [survey country] origin?
{read out}
- 1 (almost) all
 - 2 a majority
 - 3 about half
 - 4 a minority
 - 5 (almost) none *{if respondent replies '1', select this here}*
37. How many of your customers are of Turkish/Moroccan origin?
{read out}
- 1 (almost) all
 - 2 a majority
 - 3 about half
 - 4 a minority
 - 5 (almost) none *{if respondent replies '1', select this here}*
- {go to INCOME}*

NOT – EMPLOYED

38. Why are you currently not working or working less than 12 hours a week ?
- 1 housewife/man *{only if the person is not looking for a job for 12 hours or more}*
{Parental leave}
 - 2 Retired *{go to question 40}*
 - 3 Disabled *{go to question 40}*
 - 4 Unemployed *{go to question 40}*
 - 5 Student *{only for people who study fulltime}* *{go to question 40}*
39. Are you currently on parental leave?
1. yes
 0. no

40. Have you ever worked more than 12 hours a week in [survey country]?
1. yes
 0. no *{go to SOCIAL BENEFITS}*
41. In your last job, were you employed or self-?
1. Employed
 2. Self-employed *{go to EMPLOYMENT HISTORY OWN COMPANY}*
42. How many hours per week did you work according to your contract?
- hours *{if 12 or less go to SOCIAL BENEFITS}*
43. Did you have a permanent or temporary contract??
- 1 Permanent contract *{go to question 45}*
 - 2 Temporary for no more than 1 year
 - 3 Temporary for more than 1 year
44. Did you work for a temporary employment agency?
1. yes
 0. no
45. Did you work in the public sector?
1. yes
 0. no
46. In which sector do you work? *{if necessary, read out}*
- 1 Bank/insurance
 - 2 Construction
 - 3 Agriculture and fishing
 - 4 Transport and communication
 - 5 Retail, stores, market
 - 6 Restaurant, hotel, bar
 - 7 Industry/mineral production
 - 8 Education
 - 9 Public administration (Ministry, Municipality, Province, court, police, army)
 - 10 Commercial services (accountancy, cleaning, IT company)
 - 11 (health) care
 - 12 Other services
47. What type of work did you do? *{ask type of work and company} {if more than one job, ask main job}*
-
48. In your last job, did you supervise others?
1. yes
 0. no

49. How many of your colleagues were of [survey country] origin? *{direct colleagues are the people with who you work on a daily basis}*
{read out}
- 1 (almost) all
 - 2 a majority
 - 3 about half
 - 4 a minority
 - 5 (almost) none *{if respondent replies '1', select this here}*
50. How many of your colleagues were of Turkish/Moroccan origin? *{direct colleagues are the people with who you work on a daily basis}*
{read out}
- 1 (almost) all
 - 2 a majority
 - 3 about half
 - 4 a minority
 - 5 (almost) none *{if respondent replies '1', select this here}*
51. Was your boss a family member or someone else of Turkish/Moroccan origin?
- 1 Yes, a family member
 - 2 Yes, another person of Turkish/Moroccan origin
 - 3 No, neither a family member nor of Turkish/Moroccan origin

{go to INCOME}

EMPLOYMENT HISTORY OWN COMPANY

52. How many hours per week did you work? *{Estimate of average working hours}*
 ___ hours
53. In which sector did your company operate?
- 1 Bank/insurance
 - 2 Construction
 - 3 Agriculture and fishing
 - 4 Transport and communication
 - 5 Retail, stores, market
 - 6 Restaurant, hotel, bar
 - 7 Industry/mineral production
 - 8 Education
 - 9 Public administration (Ministry, Municipality, Province, court, police, army)
 - 10 Commercial services (accountancy, cleaning, IT company)
 - 11 (health) care
 - 12 Other services
54. What type of company did you have?

55. When did you start with this company?
(Year)

56. When did you stop this company?
(Year)
57. Did you have any employees?
 1. yes
 0. no *{go to question 60}*
58. How many of your employees were of [survey country] origin?
{read out}
 1 (almost) all
 2 a majority
 3 about half
 4 a minority
 5 (almost) none *{if respondent replies '1', select this here}*
59. How many of your employees were of Turkish/Moroccan origin?
{read out}
 1 (almost) all
 2 a majority
 3 about half
 4 a minority
 5 (almost) none *{if respondent replies '1', select this here}*
60. How many of your customers were of [survey country] origin?
{read out}
 1 (almost) all
 2 a majority
 3 about half
 4 a minority
 5 (almost) none *{if respondent replies '1', select this here}*
61. How many of your customers were of Turkish/Moroccan origin?
{read out}
 1 (almost) all
 2 a majority
 3 about half
 4 a minority
 5 (almost) none *{if respondent replies '1', select this here}*

{go to INCOME}

INCOME

62. Now I would like to ask you a few questions about your personal income (i.e. excluding the income of other family members), both income from work and social benefits should be included. I can assure you that this information will be handled confidentially.
 What is your current monthly net income in Euro?
 EUR

63. *{if respondent answered the last question, tick category yourself}* Since we would like to get an idea of your income, I will read a number of income categories out to you. Could you please indicate in which category your net monthly income falls?

Is it:

- 1 Less than 500 EUR
- 2 500 – 1000 EUR
- 3 1000 – 1500 EUR
- 4 1500 – 2000 EUR
- 5 2000 – 2500 EUR
- 6 2500 – 3000 EUR
- 7 3000 – 3500 EUR
- 8 More than 3500 EUR ?

TRADE UNION

64. Are you currently or have you ever been a member of a [survey country] trade union?

1. Yes, I am a union member
2. Yes, I have been a union member
3. No, I've never been a union member

65. Are you currently or have you ever been a trade union representative or works council member in [survey country]?

- 1 Yes, I am/was a member of the works council
- 2 Yes, I fulfill(ed) another union function
- 3 No, never

SOCIAL BENEFITS

66. Can you tell me if you ever received any of the following benefits?

		For how many years? <i>{if several times, add them up}</i>
Unemployment benefits	Yes – No	
Benefits for the permanently sick or disabled	Yes – No	
Welfare benefits (incl Arbeitslosenhilfe / Hartz IV)	Yes – No	
<i>Only Germany/Austria: Notstandshilfe</i>	Yes – No	

IDENTITY

Some people feel connected to one or several groups in society. I would like to ask you a few questions about to what extent you feel connected to certain groups. You can give an answer between 1 and 5. 1 means 'not at all', 2 'barely', 3 'a bit' 4 'largely' and 5 means 'completely'.

67. To what extent do you feel connected to Turks/Moroccans?
- 1 not at all
 - 2 barely
 - 3 A bit
 - 4 largely
 - 5 completely
68. To what extent do you feel Turkish/Moroccan?
- 1 not at all
 - 2 barely
 - 3 A bit
 - 4 largely
 - 5 completely
69. To what extent are you proud of being Turkish/Moroccan?
- 1 not at all
 - 2 barely
 - 3 A bit
 - 4 largely
 - 5 completely
70. To what extent do you feel connected to [survey country nationals]?
- 1 not at all
 - 2 barely
 - 3 A bit
 - 4 largely
 - 5 completely
71. To what extent do you feel [survey country national]?
- 1 not at all
 - 2 barely
 - 3 A bit
 - 4 largely
 - 5 completely

Belgium only

- 71.B To what extent do you feel Flemish/Walloon?
- 1 not at all
 - 2 barely
 - 3 A bit
 - 4 largely
 - 5 completely
72. To what extent are you proud of being [survey country national]?
- 1 not at all
 - 2 barely
 - 3 A bit
 - 4 largely
 - 5 completely
73. Are you a member of one of the following ethnic groups?
1. Laz *{go to question 75}*
 - 2 Zsazsa *{go to question 75}*
 - 3 Kurds (T) / Berber (M)
 4. None / Turke (T) Arabe (M) *{go to question 75}*
 5. Other, namely..... *{go to question 75}*
74. To what extent do you feel Kurdish/Berber??
- 1 not at all
 - 2 barely
 - 3 A bit
 - 4 largely
 - 5 completely
75. To what extent do you feel [inhabitant of place of residence]?
- 1 not at all
 - 2 barely
 - 3 A bit
 - 4 largely
 - 5 completely
76. To what extent do [survey country nationals] consider you Turkish/Moroccan?
- 1 not at all
 - 2 barely
 - 3 A bit
 - 4 largely
 - 5 completely
77. To what extent do [survey country nationals] consider you [survey country national]?
- 1 not at all
 - 2 barely
 - 3 A bit
 - 4 largely
 - 5 completely

78. Do you firstly feel [survey country national] or Turkish/Moroccan?
1. [survey country national]
2. Turkish/Moroccan

CONTACT WITH TURKEY/MOROCCO

I will read a few examples out to you of how some people stay in touch with Turkey/Morocco. I will then ask, if you do this, as well

79. Do you sometimes watch Turkish/Moroccan or Arabic television?
1. yes
0. no {go to question 80}
80. How many days per week do you watch Turkish/Moroccan or Arabic television? [*if less than once a week, type '0'*]
.....days
81. How often have you visited Turkey/Morocco in the past five years?
.....times

DISCRIMINATION

Some people think that people in [survey country] are friendly towards immigrants. Others say that that immigrants in [survey country] are discriminated against

82. To what extent do you feel that [survey country nationals] are open to different cultures?
{read out categories with numbers}
1 not at all
2 barely
3 A bit
4 largely
5 completely
83. Can you tell me how often you feel discriminated in [survey country] because of your origin or religion? {read out}
1 never
2 almost never
3 sometimes
4 often
5 always

84. Have you ever felt discriminated against

when looking for a job or at work	Yes - No
when looking for housing	Yes - No
when going out, in clubs, cafes	Yes - No
at school	Yes - No
by the police	Yes - No
by a public service institution, social service, municipality	Yes - No

LANGUAGE USE

I would now like to ask you a few questions about which languages you speak, how often and how well you speak them.

85. How often do you have trouble with [survey country language] when having a conversation in [survey country language]? *{read out}*

1. never
2. almost never
3. sometimes
4. often
5. always

86. Have you ever attended a [survey country language] course?

1. yes
0. no *{go to question 88}*

87. In what year did you attend this course? *[[if more than one course, the longest one]*
In.....

88. How often do you have trouble with Turkish/Moroccan-Arabic when having a conversation in Turkish/Moroccan-Arabic? *{read out}*

1. never
2. almost never
3. sometimes
4. often
5. always

Can you tell me which language you use most when speaking with:

{Do not read out answer categories; if respondent replies 'Turkish/Moroccan Arabic and [survey country language]', ask which language more often?}

89. Your Partner?
1. Turkish/Moroccan-Arabic
 2. Berber/Kurdish
 3. [survey country language]
 4. both Turkish/Moroccan-Arabic and [survey country language] equally often
 5. Other language, namely ...
 6. I have no partner
90. Your Children?
1. Turkish/Moroccan-Arabic
 2. Berber/Kurdish
 3. [survey country language]
 4. both Turkish/Moroccan-Arabic and [survey country language] equally often
 5. Other language, namely ...
 6. I have no children
91. Your siblings living in [survey country]?
1. Turkish/Moroccan-Arabic
 2. Berber/Kurdish
 3. [survey country language]
 4. both Turkish/Moroccan-Arabic and [survey country language] equally often
 5. Other language, namely ...
 6. I have no siblings living in [survey country]
92. Your parents living in [survey country]?
1. Turkish/Moroccan-Arabic
 2. Berber/Kurdish
 3. [survey country language]
 4. both Turkish/Moroccan-Arabic and [survey country language] equally often
 5. Other language, namely ...
 6. My parents are deceased /do not live in [survey country]

CULTURAL INTEGRATION

I would now like to ask about your opinion on a number of issues. There are no right or wrong answers, it's about what you think about these issues. Can you tell me whether you agree or disagree with the following statements?

{only if the respondent cannot chose between 'agree' and 'disagree' mention that s/he can also answer 'neither agree nor disagree'}

93. I'd prefer my children to marry someone of Turkish/Moroccan origin
1. agree
 2. disagree
 3. neither agree nor disagree
94. It is better if women with small children do not work
1. agree
 2. disagree
 3. neither agree nor disagree
95. It is best to marry someone of your own faith.
1. agree
 2. disagree
 3. neither agree nor disagree
96. It is better if Muslim women wear a headscarf outside the house.
1. agree
 2. disagree
 3. neither agree nor disagree
97. Men and women in [survey country] interact too freely.
1. agree
 2. disagree
 3. neither agree nor disagree
98. We have to be careful that we do not bit-by-bit [survey country nationality]ify.
1. agree
 2. disagree
 3. neither agree nor disagree
99. Students should be allowed to wear a headscarf in school.
1. agree
 2. disagree
 3. neither agree nor disagree
100. I don't want to have homosexuals in my circle of friends.
1. agree
 2. disagree
 3. neither agree nor disagree

SOCIAL NETWORKS AND LEISURE

I will now ask you a few questions about your friends and about how you spend your leisure time

101. How many of the people visiting you at home are of [survey country] origin?

{read out}

- 1 (almost) all
- 2 a majority
- 3 about half
- 4 a minority
- 5 (almost) none *{if respondent replies '1', select this here}*

102. How many of the people visiting you at home are of Turkish/Moroccan origin?

{read out}

- 1 (almost) all
- 2 a majority
- 3 about half
- 4 a minority
- 5 (almost) none *{if respondent replies '1', select this here}*

103. How many of the people in your neighbourhood are of [survey country] origin?

{read out}

- 1 (almost) all
- 2 a majority
- 3 about half
- 4 a minority
- 5 (almost) none *{if respondent replies '1', select this here}*

104. How many of the people in your neighbourhood are of Turkish/Moroccan origin?

{read out}

- 1 (almost) all
- 2 a majority
- 3 about half
- 4 a minority
- 5 (almost) none *{if respondent replies '1', select this here}*

105. Do you have family members who are married or cohabit with someone of [survey country] origin?

- 1 Yes, one
- 2 Yes several
3. No

106. I will now read out a several clubs and associations. Can you tell me of which you are a member or participant??

Are you a member of or do you participate in the activities of a

A. Sports club	Yes -- No
B. Students', youth or women's organisation	Yes -- No
C. Political organisation	Yes -- No
D. Parental organisation or committee	Yes -- No
E. Other association?	Yes -- No

107. How many of the members of the association(s) you are a member of are of [survey country] origin? *{take the average of all associations}*

{read out}

- 1 (almost) all
- 2 a majority
- 3 about half
- 4 a minority
- 5 (almost) none *{if respondent replies '1', select this here}*

108. How many of the members of the association(s) you are a member of are of Turkish/Moroccan origin? *{take the average}*

{read out}

- 1 (almost) all
- 2 a majority
- 3 about half
- 4 a minority
- 5 (almost) none *{if respondent replies '1', select this here}*

109. Some people say that most people can be trusted, others think that you can't be too careful. What is your opinion on this

{read out}

1. Most people can be trusted
- 2 You can't be too careful
- 3 It depends/ other ... *{only if respondent cannot or does not want to decide}*

NATIONALITY

110. Do you have Turkish/Moroccan citizenship??

1. yes
0. no

111. Do you have [survey country] nationality?

1. yes
0. no *{go to question 114}*

112. In which year did you acquire [survey country] nationality?
_____ year

113. Did you vote during [the latest national election]?
1. yes
0. no

FAMILY

Now I would like to ask you a few questions about your family.

PARTNER

114. Are you currently married or cohabitating with a partner?
1 Yes, married {go to question 116}
2 Yes, cohabitating {go to question 117}
3 No

115. Have you ever been married?
1 Yes, but divorced
2 Yes, but partner has died
3 No, never {go to question 120}

116. How old were you when you got married? {if respondent married more than once, first marriage}
..... Years

117. In which country was your partner born?
1 [survey country] {go to question 119}
3 Turkey/Morocco
2 Other, namely _____

117A. In which year did your partner come to [survey country]?.....
other, namely

ONLY IF RESPONDENT IS MARRIED

118. Did your partner already live in [survey country] when you got married?
1. yes
0. no {go to question 120}

119. What is the origin of your partner?
1 [survey country] origin
3 Turkey/Morocco origin
2 Other, namely _____

CHILDREN

120. Do you have children?

1. yes
0. no {go to question 121}

120A. How many?

121. How many of your children are living in the household with you?
.....children

PARENTS

122. Do you live together with your parents?

1. yes
0. no

123. What is the highest level of education your father completed?

- 1 none
- 2 elementary school/ ilk okul / Coran school
[country specific categories going up to university]

124. What is the highest level of education completed by your mother?

- 1 none
- 2 elementary school/ ilk okul / Coran school
[country specific categories going up to university]

125. If you think back to when you were about 15 years old, was your father at that time
{read out}

- 1 working
- 2 unemployed
- 3 on disability benefits
- 4 retired
- 5 houseman
- 6 father was not around / deceased

126. What job did your father do at that time or what was the last job he had before then?

127. If you think back to when you were about 15 years old, was your mother at that time
{read out}

- 1 working
- 2 unemployed
- 3 on disability benefits
- 4 retired
- 5 housewife
- 6 mother was not around / deceased

128. What job did your mother do at that time or what was the last job he had before then?
{never worked is also an answer option}

129. Did your parents live in [survey country] when you were about 15 years old?

- 1 Yes, both
- 2 Only my father
- 3 Only my mother
- 4 No, neither

{Note respondent's sex without asking}

- 1 Male
- 0 Female

RELIGION

Now I would like to ask a few questions about your faith

130. Can you tell me what your religion is? {do not read out categories, if respondent replies 'Muslim', ask which branch of Islam}

- 1 Muslim, Sunnite (incl hanafi, malaki)
- 2 Alevi
- 3 Muslim, other
- 4 Protestant {go to question 148}
- 5 Catholic {go to question 148}
- 6 Jehovah's witnesses {go to question 148}
- 7 Christian, other {go to question 148}
- 8 Buddhist {go to question 148}
- 9 Hindu {go to question 148}
- 10 Jewish {go to question 148}
- 11 no religion / atheist {go to question 148}
- 12 other, namely

131. On a scale from 1 to 5, can you tell me to what extent you feel connected to Muslims? 1 means 'not at all', 2 'barely', 3 'a bit', 4 'largely', and 5 means 'completely'.

- 1 not at all
- 2 barely
- 3 a bit
- 4 largely
- 5 completely

132. To what extent do you feel Muslim?

- 1 not at all
- 2 barely
- 3 A bit
- 4 largely
- 5 completely

133. To what extent are you proud of being Muslim?

- 1 not at all
- 2 barely
- 3 A bit
- 4 largely
- 5 completely

134. Do you firstly feel [survey country national] or Muslim?

1. [survey country national]
2. Muslim

135. How often do you go to a mosque?

{read out}

- 1 never
- 2 rarely / only on special occasions
- 3 monthly
- 4 weekly
- 5 daily

136. Do you eat halal food?

- 1 Yes, always
- 2 Yes, mostly
- 3 Yes, sometimes
- 4 No, never

137. Do you participate in Ramadan?

- 1 Yes, always
- 2 Yes, mostly
- 3 Yes, sometimes
- 4 No, never

138, 139 ONLY FOR FEMALE RESPONDENTS

138. Do you wear a headscarf?

- 1 Yes, always
- 2 Yes, mostly
- 3 Yes, sometimes
- 4 No, never

139. In which year did you start wearing a headscarf?

In____

GO TO QUESTION 141

ONLY FOR MALE RESPONDENTS

140. Does your wife wear a headscarf?

- 1 Yes, always
- 2 Yes, mostly
- 3 Yes, sometimes
- 4 No, never

To conclude, I will read a few statements out to you. Can you tell me whether you agree or disagree with them?

{only if the respondent cannot chose between 'agree' and 'disagree' mention that s/he can also answer 'neither agree nor disagree'}

141. When somebody says something bad about my religion, I feel personally hurt.

1. agree
2. disagree
3. neither agree nor disagree

142. There is only one possible interpretation of the Koran and every Muslim has to stick to that.

1. agree
2. disagree
3. neither agree nor disagree

143. There is a secret Jewish network which has great influence on world politics.

1. agree
2. disagree
3. neither agree nor disagree

144. The rules of the Koran are more important to me than the laws of [survey country].

1. agree
2. disagree
3. neither agree nor disagree

145. Western countries are out to destroy Islam .

1. agree
2. disagree
3. neither agree nor disagree

146. Jews cannot be trusted.

1. agree
2. disagree
3. neither agree nor disagree

147. Muslims have to return to the original roots of Islam.

1. agree
2. disagree
3. neither agree nor disagree

NON-MUSLIMS

148. There is a secret Jewish network which has great influence on world politics.

1. agree
2. disagree
3. neither agree nor disagree

149. Western countries are out to destroy Islam .

1. agree
2. disagree
3. neither agree nor disagree

150. Jews cannot be trusted.

1. agree
2. disagree
3. neither agree nor disagree

151. Muslims are out to destroy Western culture.

1. agree
2. disagree
3. neither agree nor disagree

SNOWBALL

We have now reached the end of the questionnaire. I have only two more questions for you.

Married Women

We are looking for Turkish/ Moroccan women who are married to or cohabitating with someone of [survey country] origin.

Do you know any women of Turkish/Moroccan origin who are married to or cohabitating with someone of [survey country] origin?

- 1. yes
- 0. no {go to 'in-depth interview'}

Could you tell us the phone number of the person?

Name of the person, who knows this woman:.....

Name of the woman:.....

Phone number:.....

Place of residence:.....

In-depth Interview

In one year's time, the research would like to talk to a few people who have completed this questionnaire. She would like to learn more about respondents' lives and their experiences in [survey country]. Those people will have the opportunity to tell their own story in detail. The author would come to your home. You would help her a lot with this.

Would you be willing to participate in such an interview?

Name: Mr/Mrs

Phone number:.....

Place of residence:.....

That's all. Thank you very much for your time and cooperation.



For the Interviewer

152. Endtime:.....

153. In which language was the interview conducted?

- 1 completely in [language of survey country]
- 2 predominantly in [language of survey country]
- 3 partly in [language of survey country] partly in Turkish/Moroccan Arabic
- 4 mostly in Turkish/Moroccan Arabic
- 5 completely in Turkish/Moroccan Arabic

154. How well did the respondent understand [language of survey country]?

- 1 not at all
- 2 barely
- 3 A bit
- 4 largely
- 5 completely
- 6 not applicable, interview was not conducted in [language of survey country]

155. How would you rate the respondent's language proficiency in [language of survey country]?

- 1 not at all
- 2 barely
- 3 A bit
- 4 largely
- 5 completely
- 6 not applicable, interview was not conducted in [language of survey country]

156. How well did the respondent understand Turkish/Moroccan Arabic?

- 1 not at all
- 2 barely
- 3 A bit
- 4 largely
- 5 completely
- 6 not applicable, interview was not conducted in Turkish/Moroccan Arabic

157. How would you rate the respondents language proficiency in Turkish/Moroccan Arabic?

- 1 not at all
- 2 barely
- 3 A bit
- 4 largely
- 5 completely
- 6 not applicable, interview was not conducted in Turkish/Moroccan Arabic

158. Date of the interview: _____dd/mm/yy

159. What was the respondent number? _____

160. What is your interview number? _____

Native questionnaire

Introduction

Good morning/afternoon/evening, you're talking to ... from the [local partner or VU University Amsterdam].

We are conducting a survey on behalf of the VU University Amsterdam. We would like to ask you a couple of questions about your everyday life and your opinions. In order to gain a complete view of the life of people in [country], it is very important that as many people as possible participate in this survey.

Are you willing to help us by answering a few questions?

It will take approximately 20 minutes and everything will be completely anonymous.

- yes
- not now, but later
- no

Are you aged 18 or over?

- Yes
- No *{Ask for another person in the household who is older than 18. If nobody older than 18 is at home, call back later}*

A. Were you born in [survey country]?

- yes
- no

B. In which country was your mother born?

- [survey country]
- somewhere else

C In which country was your father born?

- [survey country]
- Somewhere else

D. Is there someone in this household who is older than 18 and both his/her parents were born in [survey country]?

Start time:.....

Interviewer number:...

First I would like to ask you some general questions.

1. What is your year of birth? _____
 2. In which place do you live in [survey country]?
 3. What is your postal code? *{I only asking this to get an idea about the type of area you live in. If respondent does not want to answer, ask name of neighbourhood}*

- 3.b Do you own or rent the house you live in?
- 1 rented
 - 0 owned

EDUCATION

Now I'd like to ask you a few questions about your education.

4. What is the highest level of education you have completed ? Germany: Interviewer instruction: in case of an answer such as 'Handelskauffrau' ask for school diploma}
 - 1 None
 - 2 primary school[country specific categories going up to university]

France, Austria, Germany only:

- 4B. Have you done an apprenticeship or vocational training in a company or organisation?
1. yes, namely _____
 0. no

Sweden only:

- 4B. Did you attend adult education (komvux)?
1. yes, namely _____
 0. no

5. Are you currently in education or training??
 1. yes
 0. no *{go to question 7}*

6. What kind of education are you currently attending?
[country specific categories going up to university]

7. How many of your classmates in primary school were of non-[survey country] origin? By “non-[survey country] origin” we mean people whose families do not originally come from [survey country].
[if more than one primary school was attended, applies to school that was attended longest]
[read out]
- 1 (almost) all
 - 2 a majority
 - 3 about half
 - 4 a minority
 - 5 (almost) none *{if respondent replies ‘1’, select this here}*
8. How many of your classmates in secondary school were of non-[survey country] origin?
[if more than one primary school was attended, applies to school that was attended longest]
[read out]
- 1 (almost) all
 - 2 a majority
 - 3 about half
 - 4 a minority
 - 5 (almost) none *{if respondent replies ‘1’, select this here}*

LABOUR MARKET

<p><i>Now I would like to ask you a few questions about the work you have had</i></p>

9. Do you currently work for at least 12 hours a week? *{holiday jobs do not count}*
1. yes
 0. no *{go to NOT EMPLOYED}*
10. Are you employed or self-employed? *{Holiday and student jobs do not count}*
1. Employed
 2. Self-employed *{go to OWN COMPANY}*
11. How many hours per week do you work according to your contract? *{if more than one contract/job, take all together}*
- ___ hours
12. Do you have a permanent or temporary contract??
- 1 Permanent contract *{go to question 14}*
 - 2 Temporary for no more than 1 year
 - 3 Temporary for more than 1 year
13. Do you work for an temporary employment agency?
1. yes
 0. no

14. Do you work in the public sector?

- 1. yes
- 0. no

15. In which sector do you work? *{if necessary, read out}*

- 1 Bank/insurance
- 2 Construction
- 3 Agriculture and fishing
- 4 Transport and communication
- 5 Retail, stores, market
- 6 Restaurant, hotel, bar
- 7 Industry/mineral production
- 8 Education
- 9 Public administration (Ministry, Municipality, Province, court, police, army)
- 10 Commercial services (accountancy, cleaning, IT company)
- 11 (health) care
- 12 Other services

16. What type of work do you currently do? *{ask type of work and company} {if more than one job, ask main job}*

.....

17. In your current job, do you supervise others?

- 1. yes
- 0. no

18. How many of your direct colleagues are of non-[survey country] origin? *{direct colleagues are the people with who you work on a daily basis} {read out}*

- 1 (almost) all
- 2 a majority
- 3 about half
- 4 a minority
- 5 (almost) none *{if respondent replies '1', select this here}*

{go to INCOME}

OWN COMPANY

19 How many hours per week do you work? *{Estimate of average working hours}*
___ hours

20. In which sector does your company operate?
- 1 Bank/insurance
 - 2 Construction
 - 3 Agriculture and fishing
 - 4 Transport and communication
 - 5 Retail, stores, market
 - 6 Restaurant, hotel, bar
 - 7 Industry/mineral production
 - 8 Education
 - 9 Public administration (Ministry, Municipality, Province, court, police, army)
 - 10 Commercial services (accountancy, cleaning, IT company)
 - 11 (health)care
 - 12 Other services

21. What type of company do you have?
.....

22. When did you start with this company?
.....(Year)

23. Do you have any employees?

1. yes
0. no {go to question 25}

24. How many of your employees are of non-[survey country] origin?
{read out}

- 1 (almost) all
- 2 a majority
- 3 about half
- 4 a minority
- 5 (almost) none {if respondent replies '1', select this here}

25. How many of your customers are of non-[survey country] origin?
{read out}

- 1 (almost) all
- 2 a majority
- 3 about half
- 4 a minority
- 6 (almost) none {if respondent replies '1', select this here}

{go to INCOME}

NOT – EMPLOYED

26. Why are you currently not working or working less than 12 hours a week ?
- 1 housewife/man *{only if the person is not looking for a job for 12 hours or more}*
{Parental leave}
 - 2 Retired *{go to question 28}*
 - 3 Disabled *{go to question 28}*
 - 4 Unemployed *{go to question 28}*
 - 5 Student *{only for people who study fulltime}* *{go to question 28}*
27. Are you currently on parental leave?
1. yes
 0. no
28. Have you ever worked more than 12 hours a week in [survey country]?
1. yes
 0. no *{go to SOCIAL BENEFITS}*
29. In your last job, were you employed or self-?
1. Employed
 2. Self-employed *{go to EMPLOYMENT HISTORY OWN COMPANY}*
30. How many hours per week did you work according to your contract?
... hours *{if 12 or less go to SOCIAL BENEFITS}*
31. Did you have a permanent or temporary contract??
- 1 Permanent contract *{go to question 33}*
 - 2 Temporary for no more than 1 year
 - 3 Temporary for more than 1 year
32. Did you work for a temporary employment agency?
1. yes
 0. no
33. Did you work in the public sector?
1. yes
 0. no

34. In which sector do you work? *{if necessary, read out}*

- 1 Bank/insurance
- 2 Construction
- 3 Agriculture and fishing
- 4 Transport and communication
- 5 Retail, stores, market
- 6 Restaurant, hotel, bar
- 7 Industry/mineral production
- 8 Education
- 9 Public administration (Ministry, Municipality, Province, court, police, army)
- 10 Commercial services (accountancy, cleaning, IT company)
- 11 (health) care
- 13 Other services

35. What type of work did you do? *{ask type of work and company} {if more than one job, ask main job}*

.....

36. In your last job, did you supervise others?

1. yes
0. no

37. How many of your colleagues were of [survey country] origin? *{direct colleagues are the people with who you work on a daily basis}*
{read out}

- 1 (almost) all
- 2 a majority
- 3 about half
- 4 a minority
- 5 (almost) none *{if respondent replies '1', select this here}*

{go to INCOME}

EMPLOYMENT HISTORY OWN COMPANY

38. How many hours per week did you work? *{Estimate of average working hours}*
___ hours

39. In which sector did your company operate?
- 1 Bank/insurance
 - 2 Construction
 - 3 Agriculture and fishing
 - 4 Transport and communication
 - 5 Retail, stores, market
 - 6 Restaurant, hotel, bar
 - 7 Industry/mineral production
 - 8 Education
 - 9 Public administration (Ministry, Municipality, Province, court, police, army)
 - 10 Commercial services (accountancy, cleaning, IT company)
 - 11 (health) care
 - 12 Other services
40. What type of company did you have?

41. When did you start with this company?
(Year)
42. When did you stop this company?
(Year)
43. Did you have any employees?
1. yes
 0. no {go to question 45}
44. How many of your employees were of non-[survey country] origin?
 {read out}
- 1 (almost) all
 - 2 a majority
 - 3 about half
 - 4 a minority
 - 5 (almost) none {if respondent replies '1', select this here}
45. How many of your customers were of [survey country] origin?
 {read out}
- 1 (almost) all
 - 2 a majority
 - 3 about half
 - 4 a minority
 - 6 (almost) none {if respondent replies '1', select this here}

{go to INCOME}

INCOME

46. Now I would like to ask you a few questions about your personal income (i.e. excluding the income of other family members), both income from work and social benefits should be included. I can assure you that this information will be handled confidentially.

What is your current monthly net income in Euro?

..... EUR

47. *{if respondent answered the last question, tick category yourself}* Since we would like to get an idea of your income, I will read a number of income categories out to you. Could you please indicate in which category your net monthly income falls?

Is it:

- 1 Less than 500 EUR
- 2 500 – 1000 EUR
- 3 1000 – 1500 EUR
- 4 1500 – 2000 EUR
- 5 2000 – 2500 EUR
- 6 2500 – 3000 EUR
- 7 3000 – 3500 EUR
- 8 More than 3500 EUR ?

TRADE UNION

48. Are you currently or have you ever been a member of a [survey country] trade union?

1. Yes, I am a union member
2. Yes, I have been a union member
3. No, I've never been a union member

49. Are you currently or have you ever been a trade union representative or works council member in [survey country]?

- 1 Yes, I am/was a member of the works council
- 2 Yes, I fulfill(ed) another union function
- 3 No, never

SOCIAL BENEFITS

50. Can you tell me if you ever received any of the following benefits?

		For how many years? <i>{if several times, add them up}</i>
Unemployment benefits	Yes – No	
Benefits for the permanently sick or disabled	Yes – No	
Welfare benefits (incl Arbeitslosenhilfe / Hartz IV)	Yes – No	
<i>Only Germany/Austria: Notstandshilfe</i>	Yes – No	

IDENTITY

Some people feel connected to one or several groups in society. I would like to ask you a few questions about to what extent you feel connected to certain groups. You can give an answer between 1 and 5. 1 means 'not at all', 2 'barely', 3 'a bit' 4 'largely' and 5 means 'completely.'

51. To what extent do you feel connected to [survey country nationals]?

- 1 not at all
- 2 barely
- 3 A bit
- 4 largely
- 5 completely

52. To what extent do you feel [survey country national]?

- 1 not at all
- 2 barely
- 3 A bit
- 4 largely
- 5 completely

Belgium only

52.B To what extent do you feel Flemish/Walloon?

- 1 not at all
- 2 barely
- 3 A bit
- 4 largely
- 6 completely

53. To what extent are you proud of being [survey country national]?

- 1 not at all
- 2 barely
- 3 A bit
- 4 largely
- 6 completely

54. To what extent do you feel [inhabitant of place of residence]?

- 1 not at all
- 2 barely
- 3 A bit
- 4 largely
- 5 completely

ETHNIC THREAT

*I will now read a few statements about the situation of migrants in [survey country] out to you. I would like to know your opinion about these statements. Can you tell me whether you agree or disagree with the following statements?
{only if the respondent cannot chose between 'agree' and 'disagree' mention that s/he can also answer 'neither agree nor disagree'}*

55. Immigration leads to more unemployment among [survey country nationals].
1. agree
 2. disagree
 3. neither agree nor disagree
56. [Survey country] culture is enriched by immigration.
1. agree
 2. disagree
 3. neither agree nor disagree
57. Immigration is good for the economy of [survey country].
1. agree
 2. disagree
 3. neither agree nor disagree
58. Immigrants cost more tax money than they contribute.
1. agree
 2. disagree
 3. neither agree nor disagree
59. If there are many children of immigrants at a school, the quality of education declines.
1. agree
 2. disagree
 3. neither agree nor disagree

CULTURAL INTEGRATION

*I would now like to ask about your opinion on a few issues. There are no right or wrong answers. I would like to know what you think about these issues. Could you tell me whether you agree or disagree with the following statements?
{only if the respondent cannot chose between 'agree' and 'disagree' mention that s/he can also answer 'neither agree nor disagree'}*

60. I'd prefer my children to marry someone of [survey county] origin.
1. agree
 2. disagree
 3. neither agree nor disagree

61. Its better if women with small children do not work
1. agree
 2. disagree
 3. neither agree nor disagree
62. It is best to marry someone of your own faith.
1. agree
 2. disagree
 3. neither agree nor disagree
63. Men and women in [survey country] interact too freely.
1. agree
 2. disagree
 3. neither agree nor disagree
64. We have to be careful that [survey country] culture doesn't get lost due to immigration.
1. agree
 2. disagree
 3. neither agree nor disagree
65. Students should be allowed to wear a headscarf in school.
1. agree
 2. disagree
 3. neither agree nor disagree
66. I don't want to have homosexuals in my circle of friends.
1. agree
 2. disagree
 3. neither agree nor disagree

SOCIAL NETWORKS AND LEISURE

I will now ask you a few questions about your friends and about how you spend your leisure time

67. How many of the people visiting you at home are of non-[survey country] origin?
{read out}
- 1 (almost) all
 - 2 a majority
 - 3 about half
 - 4 a minority
 - 5 (almost) none {if respondent replies '1', select this here}

68. How many of the people in your neighbourhood are of non-[survey country] origin?
{read out}

- 1 (almost) all
- 2 a majority
- 3 about half
- 4 a minority
- 5 (almost) none {if respondent replies '1', select this here}

69. Do you have family members who are married or cohabit with someone of non-[survey country] origin?

- 1 Yes, one
- 2 Yes several
3. No

70. I will now read out a several clubs and associations. Can you tell me of which you are a member or participant??

Are you a member of or do you participate in the activities of a

A. Sports club	Yes -- No
B. Students', youth or women's organisation	Yes -- No
C. Political organisation	Yes -- No
D. Parental organisation or committee	Yes -- No
E. Other association?	Yes -- No

71. How many of the members of the association(s) you are a member of are of non-[survey country] origin? {take the average of all associations}

{read out}

- 1 (almost) all
- 2 a majority
- 3 about half
- 4 a minority
- 6 (almost) none {if respondent replies '1', select this here}

72. Some people say that most people can be trusted, others think that you can't be too careful. What is your opinion on this

{read out}

1. Most people can be trusted
- 2 You can't be too careful
- 3 It depends/ other ... {only if respondent cannot or does not want to decide}

73. Did you vote during [the latest national election]?

1. yes
0. no

ETHNIC DISTANCE

I will now read a few statements about contact with people of different origins out to you. Can you tell me whether you agree or disagree with these statements? {only if the respondent cannot chose between 'agree' and 'disagree' mention that s/he can also answer 'neither agree nor disagree'}

74. Muslims are cordial (warm) people.

1. agree
2. disagree
3. neither agree nor disagree

75. It would not be a problem for me if my child married a person of Turkish origin.

1. agree
2. disagree
3. neither agree nor disagree

Only Netherlands, Belgium, Germany France:

76. It would not be a problem for me if my child married a person of Moroccan origin.

1. agree
2. disagree
3. neither agree nor disagree

77. I'd rather not have Muslims in my circle of friends

1. agree
2. disagree
3. neither agree nor disagree

78. I would object if people of Turkish origin moved close to me

1. agree
2. disagree
3. neither agree nor disagree

Only Netherlands, Belgium, Germany France:

79. I would object if people of Moroccan origin moved close to me

1. agree
2. disagree
3. neither agree nor disagree

FAMILY

Now I would like to ask you a few questions about your family

PARTNER

80. Are you currently married or cohabitating with a partner?

- 1 Yes, married {go to question 82}
- 2 Yes, cohabitating {go to question 82}
- 3 No

81. Have you ever been married?
- 1 Yes, but divorced
 - 2 Yes, but partner has died
 - 3 No, never {go to question 86}
82. How old were you when you got married? {if respondent married more than once, first marriage}
..... Years
83. In which country was your partner born?
- 1 [survey country] {go to question 85}
 - 2 Other, namely_____
- 83A. In which year did your partner come to [survey country]?.....
other, namely

ONLY IF RESPONDENT IS MARRIED:

84. Did your partner already live in [survey country] when you got married?
1. yes
 0. no {go to question 120}
85. What is the origin of your partner?
- 1 [survey country] origin
 - 2 Other, namely_____

CHILDREN

86. Do you have children?
1. yes
 0. no {go to question 88}
- 86A. How many?
87. How many of your children are living in the household with you?
.....children

PARENTS

88. Do you live together with your parents?
1. yes
 0. no
89. What is the highest level of education your father completed?
- 1 none
 - 2 elementary school/ ilk okul / Coran school
[country specific categories going up to university]

90. What is the highest level of education completed by your mother?
- 1 none
 - 2 elementary school/ ilk okul / Coran school
[country specific categories going up to university]
91. If you think back to when you were about 15 years old, was your father at that time
{read out}
- 1 working
 - 2 unemployed
 - 3 on disability benefits
 - 4 retired
 - 5 houseman
 - 6 father was not around / deceased
92. What job did your father do at that time or what was the last job he had before then?

93. If you think back to when you were about 15 years old, was your mother at that time
{read out}
- 1 working
 - 2 unemployed
 - 3 on disability benefits
 - 4 retired
 - 5 housewife
 - 6 mother was not around / deceased
94. What job did your mother do at that time or what was the last job he had before then?
{never worked is also an answer option}

RELIGION

Now I would like to ask a few questions about your faith
--

95. Can you tell me what your religion is? {do not read out categories, if respondent replies 'Muslim', ask which branch of Islam}
- 1 Muslim, Sunnite (incl hanafi, malaki) {go to question 108}
 - 2 Alevi {go to question 108}
 - 3 Muslim, other {go to question 108}
 - 4 Protestant
 - 5 Catholic
 - 6 Jehovah's witnesses
 - 7 Christian, other
 - 8 Buddhist {go to question 108}
 - 9 Hindu {go to question 108}
 - 10 Jewish {go to question 111}
 - 11 no religion / atheist {go to question 108}
 - 13 other, namely

96. On a scale from 1 to 5, can you tell me to what extent you feel connected to Christians? 1 means 'not at all', 2 'barely', 3 'a bit', 4 'largely', and 5 means 'completely'.

- 1 not at all
- 2 barely
- 3 a bit
- 4 largely
- 5 completely

97. To what extent do you feel Christian?

- 1 not at all
- 2 barely
- 3 A bit
- 4 largely
- 5 completely

98. To what extent are you proud of being Christian?

- 1 not at all
- 2 barely
- 3 A bit
- 4 largely
- 5 completely

99. Do you firstly feel [survey country national] or Christian?

1. [survey country national]
2. Christian

100. How often do you go to church?

{read out}

- 6 never
- 7 rarely / only on special occasions
- 8 monthly
- 9 weekly
- 10 daily

To conclude, I will read a few statements out to you. Can you tell me whether you agree or disagree with them?

{only if the respondent cannot chose between 'agree' and 'disagree' mention that s/he can also answer 'neither agree nor disagree'}

101. When somebody says something bad about my religion, I feel personally hurt.

1. agree
2. disagree
3. neither agree nor disagree

102. There is only one possible interpretation of the Bible and every Christian has to stick to that.

1. agree
2. disagree
3. neither agree nor disagree

103. There is a secret Jewish network which has great influence on world politics.

1. agree
2. disagree
3. neither agree nor disagree

104. The rules of the Bible are more important to me than the laws of [survey country].

1. agree
2. disagree
3. neither agree nor disagree

105. Muslims are out to destroy Western culture.

1. agree
2. disagree
3. neither agree nor disagree

106. Jews cannot be trusted.

1. agree
2. disagree
3. neither agree nor disagree

107. Christians have to return to the original roots of Christianity.

1. agree
2. disagree
3. neither agree nor disagree

NON CHRISTIANS

108. There is a secret Jewish network which has great influence on world politics.

1. agree
2. disagree
3. neither agree nor disagree

109. Muslims are out to destroy Western culture.

1. agree
2. disagree
3. neither agree nor disagree

110. Jews cannot be trusted.

1. agree
2. disagree
3. neither agree nor disagree

JEWS

111. When somebody says something bad about my religion, I feel personally hurt.

1. agree
2. disagree
3. neither agree nor disagree

112. There is only one interpretation of the Torah and every Jew has to stick to that.

1. agree
2. disagree
3. neither agree nor disagree

113. The rules of the Torah are more important to me than the laws of [survey country].

1. agree
2. disagree
3. neither agree nor disagree

114. Muslims are out to destroy Western culture.

1. agree
2. disagree
3. neither agree nor disagree

115. Jews have to return to the roots of Judaism.

1. agree
2. disagree
3. neither agree nor disagree

That's all. Thank you very much for your time and cooperation.

For the Interviewer

116. Endtime:.....

117. Date of the interview: _____dd/mm/yy

118. What was the respondent number? _____

119. What is your interviewer number? _____

Response rate tables

	Netherlands							Germany						
	Natives	Turks All regions	Turks selection	Turks total	Moroccans all regions	Moroccans selection	Moroccans total	Natives	Turks all regions	Turks selection	Turks total	Moroccans all regions	Moroccans selection	Moroccans total
Interview														
Interviews – complete (I)	574	330	317	647	356	289	645	499	258	268	526	255	283	538
Interviews – partial (P)	19	16	27	43	35	27	62	26	12	33	45	37	55	92
Unknown eligibility, non-interview														
Not reached	1808	1954	2018	3972	2863	1493	4356	2306	1412	2287	3699	1015	2772	3787
Refusals (R)	1573	613	980	1593	351	459	810	4208	1029	3187	4216	960	1082	2042
Not eligible														
Other ethnic group	33	81	117	198	1139	1220	2359	40	81	363	444	1226	1581	2807
Other region	0	0	376	376	0	244	244	0	0	998	998	0	306	306
Migration after 1975	0	159	121	280	102	82	184	0	69	107	176	125	54	179
Quota fulfilled	29	0	0	0	0	0	0	111	0	0	0	0	0	0
<i>Wrong number</i>	325	481	814	1295	837	1105	1942	808	457	1730	2187	871	1152	2023
Total phone numbers used	4036	3153	3956	7109	4846	3814	8660	7190	2861	7243	10104	3618	6133	9751
<i>Eligibility Estimates.</i>	0.91	0.59	0.36	0.45	0.24	0.17	0.20	0.78	0.64	0.17	0.26	0.18	0.15	0.16
<i>UH=Unknown Household</i>	3381	2567	2998	5565	3214	1952	5166	6514	2441	5474	7915	1975	3854	5829
<i>Response Rate 3</i> $I/((I+P) + (R+NC+O) + e(UH+UO))$	15.71%	17.73%	22.32%	20.37%	30.66%	44.65%	36.81%	8.94%	14.03%	21.75%	19.96%	39.66%	31.11%	34.35%
<i>Response Rate 4</i> $(I+P)/((I+P) + (R+NC+O) + e(UH+UO))$	16.23%	18.59%	24.22%	21.72%	33.68%	48.82%	40.35%	9.40%	14.68%	24.42%	21.66%	45.41%	37.16%	40.22%
<i>Response Rate 4B</i> $(I+P)/((I+P) + (R+NC+O) + e(UH+UO))$	15.59%	16.38%	16.79%	17.00%	27.38%	30.73%	29.48%	8.05%	12.24%	7.76%	9.93%	20.39%	18.46%	19.21%
<i>Response Rate 4C</i> $(I+P)/((I+P) + e(UH+UO))$	29.40%	48.87%	49.43%	49.22%	82.30%	80.22%	81.18%	13.84%	28.99%	35.69%	34.18%	63.12%	67.81%	65.76%

	Austria				Sweden				France						
	Natives	Turks all regions	Turks selection	Turks total	Natives	Turks all regions	Turks selection	Turks total	Natives	Turks all regions	Turks selection	Turks total	Moroccans all regions	Moroccans selection	Moroccans total
Interview															
Interviews – complete (I)	555	308	302	610	530	345	200	545	585	343	296	639	290	324	614
Interviews – partial (P)	28	23	33	56	12	33	14	47	44	32	34	66	56	46	102
Unknown eligibility, non-interview															
Not reached	1380	1787	905	2692	1065	128	2766	2894	1978	1553	1196	2749	44	3954	3998
Refusals (R)	2272	1077	2065	3142	1155	1098	1018	2116	2506	424	527	951	625	2290	2915
Not eligible															
Other ethnic group	103	88	140	228	106	378	494	872	96	62	46	108	726	5244	5970
Other region	0	0	996	996	0	1	1093	1094	0	0	643	643	0	3824	3824
Migration after 1975	0	501	412	913	0	654	363	1017	0	466	236	702	155	146	301
Quota fulfilled	46	40	0	40	180	0	0	0	285	122	0	122	0	0	0
<i>Wrong number</i>	<i>608</i>	<i>1085</i>	<i>2657</i>	<i>3742</i>	<i>253</i>	<i>704</i>	<i>600</i>	<i>1304</i>	<i>457</i>	<i>435</i>	<i>538</i>	<i>973</i>	<i>438</i>	<i>2297</i>	<i>2735</i>
Total phone numbers used	4384	3824	4854	8678	3050	2627	5948	8575	5494	3002	2978	5980	1894	15830	17724
<i>Eligibility Estimates.</i>	<i>0.80</i>	<i>0.34</i>	<i>0.18</i>	<i>0.23</i>	<i>0.66</i>	<i>0.26</i>	<i>0.10</i>	<i>0.16</i>	<i>0.62</i>	<i>0.37</i>	<i>0.26</i>	<i>0.31</i>	<i>0.28</i>	<i>0.04</i>	<i>0.07</i>
<i>UH=Unknown Household</i>	<i>3652</i>	<i>2864</i>	<i>2970</i>	<i>5834</i>	<i>2220</i>	<i>1226</i>	<i>3784</i>	<i>5010</i>	<i>4484</i>	<i>1977</i>	<i>1723</i>	<i>3700</i>	<i>669</i>	<i>6244</i>	<i>6913</i>
Response Rate 3															
$I/((I+P) + (R+NC+O) + e(UH+UO))$	15.90%	23.36%	34.98%	30.01%	26.56%	48.84%	34.00%	38.34%	17.10%	31.23%	37.80%	34.56%	54.24%	53.02%	52.31%
Response Rate 4															
$(I+P)/((I+P) + (R+NC+O) + e(UH+UO))$	16.70%	25.10%	38.80%	32.76%	27.17%	53.51%	36.38%	41.64%	18.38%	34.14%	42.14%	38.13%	64.72%	60.55%	61.00%
Response Rate 4B															
$(I+P)/((I+P) + (R+NC+O) + e(UH+UO))$	16.35%	13.08%	15.00%	22.64%	25.03%	14.21%	18.57%	16.35%	14.40%	27.43%	28.17%	28.13%	35.18%	13.15%	18.38%
Response Rate 4C															
$(I+P)/((I+P) + e(UH+UO))$	47.13%	47.70%	47.50%	41.75%	56.24%	68.01%	62.82%	47.13%	28.73%	70.74%	70.43%	70.57%	66.25%	80.71%	78.76%

	Belgium - Wallonia						Belgium-Flanders					
	Natives	Turks all regions	Turks selection	Turks total	Moroccans all regions	Moroccans selection	Moroccans total	Natives	Turks total	Moroccans all regions	Moroccans selection	Moroccans total
Interview												
Interviews – complete (I)	301	154	160	314	128	174	302	354	308	166	156	322
Interviews – partial (P)	16	10	6	16	6	16	22	18	0	20	19	39
Unknown eligibility, non-interview												
Not reached	1125	340	493	833	719	448	1167	268	868	522	516	1038
Refusals (R)	855	199	210	409	328	507	835	695	305	336	145	481
Not eligible												
Other ethnic group	167	44	81	125	145	345	490	69	52	180	216	396
Other region	0	3	184	187	2	203	205	0	179	0	161	161
Migration after 1975	0	72	87	159	148	153	301	0	92	61	31	92
Quota fulfilled	530	3	0	3	0	0	0	422	15	53	0	53
<i>Wrong number</i>	<i>318</i>	<i>234</i>	<i>295</i>	<i>529</i>	<i>453</i>	<i>749</i>	<i>1202</i>	<i>109</i>	<i>246</i>	<i>386</i>	<i>347</i>	<i>733</i>
Total phone numbers used	2994	825	1221	2046	1476	1846	3322	1826	1819	1338	1244	2582
<i>Eligibility Estimates.</i>	0.31	0.57	0.32	0.41	0.31	0.21	0.25	0.43	0.48	0.39	0.30	0.34
<i>UH=Unknown Household</i>	1980	539	703	1242	1047	955	2002	963	1173	858	661	1519
<i>Response Rate 3</i>												
<i>I/((I+P) + (R+NC+O) + e(UH+UO))</i>	32.16%	32.55%	40.89%	37.39%	27.76%	44.20%	37.04%	44.97%	35.51%	32.02%	41.78%	36.72%
<i>Response Rate 4</i>												
<i>(I+P)/((I+P) + (R+NC+O) + e(UH+UO))</i>	33.87%	34.67%	42.42%	39.30%	29.07%	48.27%	39.74%	47.26%	35.51%	35.87%	46.86%	41.17%
<i>Response Rate 4B</i>												
<i>(I+P)/((I+P) + (R+NC+O) + e(UH+UO))</i>	20.80%	29.39%	31.09%	30.53%	19.52%	23.97%	22.42%	31.46%	29.99%	25.68%	36.85%	30.22%
<i>Response Rate 4C</i>												
<i>(I+P)/((I+P) + e(UH+UO))</i>	54.25%	58.97%	71.15%	66.28%	56.67%	63.73%	61.25%	55.39%	67.93%	58.82%	80.08%	68.85%

Routing and translation errors

Country	Group	Variable	Problem	Solution
Austria	Turks	inccat (question 63)	The Turkish question text referred to 'household income' instead of 'personal income'	The text was corrected on February 4th
Austria and Germany	Native questionnaire	Activity status of non-working respondents (nwrk)	The category 'disabled / on disability benefits' was missing and the category 'unemployed' was listed twice.	The problem was discovered after data collection had finished in Austria. The distinction between 'disabled' and 'unemployed' is not meaningful in Austria. For Germany it was corrected on April 7, all interview conducted on or after that day can be interpreted without problems
Netherlands , Belgium-Flanders, and Sweden	Turks and Moroccans	hcopen (question 82)	In the Dutch and Swedish translations the question reads to "different cultures and religions ". The Turkish translations in these countries only refer to "different cultures" just as the French and German translations.	Cannot be corrected. Should be taken into account in interpreting results.
Netherlands & Belgium-Flanders	Natives	jewt2 (question 110)	In the routing for non-religious people the answer categories "2 disagree" and "3 don't agree don't disagree" had been inverted.	The answers for this subgroup of respondents have been recoded to correct this mistake
Germany	Turks	connhc (question 70) flhc (question 71) prhc (question 72) hceg (question 78) hcm (question 134)	In these questions, the Turkish translation of 'German' read 'Almanyali' instead of Almanli'. "Almanyali" has a much weaker meaning; it more refers to someone who has lived in Germany than to someone who identifies as German". When respondents enquired about what was meant by this question, the interviewers answered that it	Cannot be corrected. Results from these questions should be interpreted with care.

			referred to a sense of identification/belonging to Germany	
Germany	Moroccans	connrel (question 131) flrel (question 132)	For the routing for men questions 131 and 132, and for women question 132, contained the wrong answer scale, ranging from “1 nearly all” to “5 almost none”, instead of from “1 not at all” to “5 completely”.	The codes have been inverted so that at least the direction of the scale is in line with the intended scale (from weak to strong)

Sources and definitions of context data

Size of place of residence and co-ethnic community

	Source	Year	Level	Definition	Remarks
Austria					
Plres2			Ortschaft		
Resize	Registration Office (Meldewesen)	2009-1-1	Place	All inhabitants	For Vienna (Wien), all municipalities ('Gemeinden') were combined
Gem	Statistik Austria	2009	Municipality (Gemeinde)		Every place was assigned to a municipality („Gemeinde“) For Vienna (Wien), all municipalities ('Gemeinden') were combined
gemsize	Registration Office (Meldewesen)	2009-1-1	Municipality (Gemeinde)	All inhabitants of the Municipality	For Vienna (Wien), all municipalities ('Gemeinden') were combined
Gemim1	Registration Office (Meldewesen)	2009-1-1	Municipality (Gemeinde)	Number of persons born abroad	For Vienna (Wien), all municipalities ('Gemeinden') were combined
Gemimall	Registration Office (Meldewesen)	2009-1-1	Municipality (Gemeinde)	Number of persons born abroad + Number of persons born in Austria without Austrian citizenship	1. For Vienna (Wien), all municipalities ('Gemeinden') were combined 2. This underestimates the size of the immigrant origin population because no data is available on the second generation with Austrian citizenship
Gemturk1	Statistik Austria, Micro Census (Mikrozensus-Arbeitskräfteerhebung)	2009-1-1	Municipality (Gemeinde)	Number of persons born in Turkey	1. For Vienna (Wien), all municipalities ('Gemeinden') were combined 2. The number of first generation immigrants has been calculated by adding: - The number of Turkish born Austrian citizens - An estimate for each Gemeinde of the number of Turkish born Turkish citizens, based on information on the number of Turkish citizens and information on the number of Turkish citizens by country of birth at the Bundesland level in the Mikrozensus 2008 For the 'Gemeinden' in Burgenland and Kärnten, there was no available data on the Bundesland-level, so the corresponding numbers from the national level were used.
Gemturkall	Registration Office (Meldewesen)	2009-1-1	Municipality (Gemeinde)	Number of persons born abroad + Number of persons born in Austria without Austrian citizenship	1. For Vienna (Wien), all municipalities ('Gemeinden') were combined 2. This underestimates the size of the Turkish origin population because no data is available on the second generation with Austrian citizenship

Belgium					
resize	Registre National	2008-1-1	Municipality (gemeente/commune)	All inhabitants	The municipalities in the 'Région de Bruxelles-Capitale' are subsumed under Brussels
resim1	Registre National	2008-1-1	Municipality (gemeente/commune)	Number of persons born abroad	The municipalities in the 'Région de Bruxelles-Capitale' are subsumed under Brussels
resturk1	Registre National	2008-1-1	Municipality (gemeente/commune)	Number of persons born in Turkey	The municipalities in the 'Région de Bruxelles-Capitale' are subsumed under Brussels
resmarok1	Registre National	2008-1-1	Municipality (gemeente/commune)	Number of persons born in Morocco	The municipalities in the 'Région de Bruxelles-Capitale' are subsumed under Brussels
France					
resize	National Institute of Statistics, Census	2006	Place, commune	All inhabitants	
uu	National Institute of Statistics	2006	Unité Urbaine		Every commune that has 2,000 - 5,000 inhabitants, was where possible assigned to the corresponding 'Unite Urbaine'
dep	National Institute of Statistics	2006	Département		Every commune that has less than 2,000 inhabitants or that does not correspond to any 'Unite Urbaine', the corresponding Département was assigned
depsize	National Institute of Statistics, Census	2006	Département	All inhabitants	For places with less than 2,000 inhabitants or without corresponding 'unite urbaine'
uusize	National Institute of Statistics, Census	2006	Unite Urbaine	All inhabitants	for places with 2,000 - 5,000 inhabitants
resim1	National Institute of Statistics, Census	2006	Commune	Number of people born abroad	for places with more than 5,000 inhabitants
resturk1	National Institute of Statistics, Census	2006	Commune	Number of people born in Turkey	for places with more than 5,000 inhabitants
resmarok1	National Institute of Statistics, Census	2006	Commune	Number of people born in Morocco	for places with more than 5,000 inhabitants
uuum1	National Institute of Statistics, Census	2006	Unite Urbaine	Number of people born abroad	for places with 2,000 - 5,000 inhabitants
uuturk1	National Institute of Statistics, Census	2006	Unite Urbaine	Number of people born in Turkey for places with 2000 - 5000 inhabitants	for places with 2,000 - 5,000 inhabitants
uumarok1	National Institute of Statistics, Census	2006	Unite Urbaine	Number of people born in Morocco	for places with 2,000 - 5,000 inhabitants
depim1	National Institute of Statistics, Census	2006	Departement	Number of people born abroad	For places with less than 2,000 inhabitants or without corresponding 'unite urbaine'
depturk1	National Institute of Statistics, Census	2006	Departement	Number of people born in Turkey	For places with less than 2,000 inhabitants or without corresponding 'unite urbaine'
depmarok1	National Institute of Statistics, Census	2006	Departement	Number of people born in Morocco	For places with less than 2,000 inhabitants or without corresponding 'unite urbaine'

Germany					
Resize	Respective Statistical State Office ('Statistisches Landesamt')	2008	Gemeinde	All inhabitants of the place	
kreis	Mikrozensus	2005	County (Kreis)		
kreissize	Mikrozensus	2005	County (Kreis)	All inhabitants of the 'Kreis'	
kreisim1	Mikrozensus	2005	County (Kreis)	Number of persons born abroad	
kreisimall	Mikrozensus	2005	County (Kreis)	Number of persons born abroad + Number of persons with at least one parent born abroad	
kreisturk1	Mikrozensus	2005	County (Kreis)	Number of persons born in Turkey	
kreisturkall	Mikrozensus	2005	County (Kreis)	Number of persons born in Turkey + Number of persons with at least one parent born in Turkey	
kreismarok1	Mikrozensus	2005	County (Kreis)	Number of persons born in Morocco	
kreismarokall	Mikrozensus	2005	County (Kreis)	Number of persons born in Morocco + number of persons with at least one parent born in Morocco	
Netherlands					
resize	Statistics Netherlands (CBS)	2008-1-1	Municipality (gemeente)	All inhabitants	
resim1	Statistics Netherlands (CBS)	2008-1-1	Municipality (gemeente)	Number of people born abroad	
resimall	Statistics Netherlands (CBS)	2008-1-1	Municipality (gemeente)	Number of people born abroad or with at least one parent born abroad	
resturk1	Statistics Netherlands (CBS)	2008-1-1	Municipality (gemeente)	Number of people born in Turkey	
resturkall	Statistics Netherlands (CBS)	2008-1-1	Municipality (gemeente)	Number of people born in Turkey or with at least one parent born in Turkey	
resmarok1	Statistics Netherlands (CBS)	2008-1-1	Municipality (gemeente)	Number of people born in Morocco	
resmarokall	Statistics Netherlands (CBS)	2008-1-1	Municipality (gemeente)	Number of people born in Morocco or with at least one parent born in Morocco	

Sweden					
Resize	Statistics Sweden	2005/2008	Place	All inhabitants	For places that do not constitute independent municipalities but are part of larger municipalities (eg Bonässund, Bagarmossen, Limhamn), the population size is from the year 2005, for all others it is from 2008.
municipality	Statistics Sweden				Every place was assigned to a municipality
munsiz	Statistics Sweden	2008-12-31	Municipality	All inhabitants of the municipality	
munim1	Statistics Sweden	2008-12-31	Municipality	All persons born abroad	
munimall	Statistics Sweden	2008-12-31	Municipality	Number of persons born abroad + number of persons with at least one parent born abroad	
munturk1	Statistics Sweden	2008-12-31	Municipality	Number of persons born in Turkey	

Region of origin data

	Definition	Source	Remarks
Turkey			
gdp2007	gdp in US\$		
akp2007	% votes for AKP (Islamist party) in 1997 national elections	http://www.belgenet.net/ayrinti.php?yil_id=15	
chp2007	% votes for CHP (secular party) in 1997 national elections	http://www.belgenet.net/ayrinti.php?yil_id=15	
mhp2007	% votes for MHP (nationalist party) in 1997 national elections	http://www.belgenet.net/ayrinti.php?yil_id=15	
ap1977	% votes for AP in 1977 national elections	http://www.belgenet.net/ayrinti.php?yil_id=15	For provinces created after 1977, data on the "mother provinces" from which these provinces were split of were used (e.g. Karaman was part of Konya, Aksaray was part of Niğde)
chp1977	% votes for CHP (secular party) in 1977 national elections	http://www.belgenet.net/ayrinti.php?yil_id=15	For provinces created after 1977, data on the "mother provinces" from which these provinces were split of were used
mhp1977	% votes for MHP (nationalist party) in 1977 national elections	http://www.belgenet.net/ayrinti.php?yil_id=15	For provinces created after 1977, data on the "mother provinces" from which these provinces were split of were used
dp1957	% votes for DP in 1957 national elections	http://www.belgenet.net/ayrinti.php?yil_id=15	For provinces created after 1977, data on the "mother provinces" from which these provinces were split of were used
chp1957	% votes for CHP (secular party) in 1957 national elections	http://www.belgenet.net/ayrinti.php?yil_id=15	For provinces created after 1977, data on the "mother provinces" from which these provinces were split of were used

Interviewer characteristics

Number	Gender	Year of birth	Country of birth	Year of arrival in survey country	Ethnic minority target population	Knowledge of other relevant languages for target population other than questionnaire language	comment
100	female	1987	Netherlands	n/a			
101	female	1987	Netherlands	n/a			
102	female	1988	Netherlands	n/a			
103	female		Netherlands	n/a			
106	female	1989	Netherlands	n/a			
107	female	1986	Turkey	1988			
108	female	1987	Netherlands	n/a			
109	female	1988	Netherlands	n/a			
110	female	1987		n/a			
111	female	1986	Turkey	n/a			
112	female	1979	Turkey	1997	Kurdish	Kurdish	
113	female	1980	Netherlands	n/a			
114	female	1988	Austria	1988			
115	male	1990	Turkey	1993			
116	male	1988	Turkey	1993			
117	female	1990	Netherlands	n/a			
118	male	1989	Netherlands	1984			
120	female	1986	Turkey	n/a			
121	female	1987	Netherlands	n/a			
122	female	1987	Netherlands	n/a	Rifberber	Rifberber	
123	female	1989	Netherlands	n/a			
124	female	1989	Netherlands	n/a	Rifberber		
125	female	1982	Netherlands	n/a	Rifberber	Rifberber	
126	female	1987	Netherlands	n/a			
127	female	1984	Morocco	1992	Rifberber	Rifberber	
128	female	1984	Netherlands	n/a	Rifberber		
129	female	1989	Netherlands	n/a			
130	male		Netherlands	n/a	Rifberber	Rifberber	
131	female	1988	Netherlands	n/a			
132	female	1987	Netherlands	n/a			
133	female	1988	Netherlands	n/a	Rifberber	Rifberber	
134	female	1987	Netherlands	n/a	Rifberber	Rifberber	
135	female	1988	Netherlands	n/a			
137	female	1989	Netherlands	n/a			
139	female	1984	Morocco	?			
140	female	1980	Netherlands	n/a			
141	male	1988	Netherlands	n/a			
142	female	1988	Netherlands	n/a	Rifberber	Rifberber	
143	female	1985	Netherlands	n/a			

144	female		Netherlands	n/a	Rifberber	Rifberber	
145	female	1986	Netherlands	n/a			
148	female	1983	Netherlands	n/a			
201	male	1980	Morocco	2003			
202	male	1981	Morocco	2003	Berber	Rifberber	
203	female	1979	Morocco	1987	Rifberber	Rifberber	
205	male	1980	Morocco	2003			
207	male	1981	Morocco	2002			
208	male	1981	Morocco	2004	Rifberber	Rifberber	
210	female	1983	Germany	n/a	Rifberber	Rifberber	
211	female	1983	Germany	n/a			
212	female	1981	Germany	n/a	Kurdish	Kurdish	
213	female	1988	Germany	n/a			
220	male	1981	Turkey	2004	Kurdish	Kurdish	
221	male	1980	Turkey	2005			
222	female	1984	Turkey	1997			
224	male	1981	Turkey	2004	Kurdish	Kurdish	
225	female	1988	Germany	n/a			
226	male	1990	Turkey	1997			
301	female	1989	France	n/a			
302	female	1975	Turkey	2002			
303	female	1979	Turkey	2004			
304	female	1976	Turkey	1986	Kurdish	Kurdish	
305	female	1974	France	n/a			
306	female	1981	Turkey	2005			
307	female	1987	France	n/a			
308	female	1976	Turkey	2000			
309	female	1984	Turkey	2007			
310	female	1982	Turkey	1992	Kurdish	a little Kurdish	
311	female	1979					
312	male	1979	Turkey	2005			
313	male	1988	France	n/a			
314	female	1987	France	n/a			Also interviewed natives. 'banlieue' accent
315	female	1969	Turkey	?			
316	female	1977	Turkey	2004		Kurdish	
317	female	1981	Turkey	2000	Armenian		
318	female	1989	Turkey	1989			
319	female	1980	Turkey	2004			
320	female	1960	Turkey	1996	mix		
321	male	1957	France	n/a			
331	female	1980	Morocco	2001	Berber	a little sousse	
333	male	1981	France	n/a	sousse Berber	sousse Berber	
334	female	1982	Morocco	2001			
335	male	1986	Morocco	2003			

336	male	1974	Morocco	2002	sousse Berber	Sousse and middle-atlas Berber	
337	female	1977	Morocco	2007			
338	female	1985	Morocco	2008			
339	female	1988	France	n/a			Slight 'banlieue' accent
340	male	1983	Morocco	2006			
341	male	1980	Morocco	1998			
342	female	1988	Morocco	2006			
344	female	1984	France	n/a			Lived in Morocco between the age of 7 and 15
345	female	1960	Algeria	2006			
348	female	1984	Morocco	2006			
349	female	1983	Morocco	1999			'banlieue' accent
350	female	1987	Morocco	2007	sousse Berber	a little sousse	
351	female		Morocco				
352	female	1986	France	n/a	Rifberber	Rifberber	
353	male	1982	Morocco	2005	Berber-Arab		
354	female	1983	France	2002			Moved to Morocco at age 2, came back in 2002
416	male	1987	Morocco	2002			
417	male	1985	Belgium	n/a	Rifberber	Rifberber	
418	male	1985	Turkey	1985	Kurdish		
419	male	1987	Turkey				
421	female	1964	Algeria	1966	Rifberber		
422	female	1987	Belgium	n/a	Rifberber	Rifberber	
423	female	1978	Morocco	1978	Rifberber	Rifberber	
424	female	1984	Turkey	1997			
425	female	1986	Belgium	n/a			
426	female	1984	Belgium	n/a			
427	female	1978	Belgium	n/a			
430	male	1986	Morocco	1997	Rifberber	Rifberber	
511	male	1974	Morocco	2002			
512	male	1983	Morocco	2007			
513	male	1978	Belgium	n/a			
514	male	1975	Belgium	n/a			
521	female	1985	Belgium	n/a			
522	female	1985	Turkey	2007			
523	female	1973	Morocco	2003	Rifberber	Rifberber	
524	female	1984	Belgium	n/a	Rifberber	Rifberber	

601	Male	1982	Turkey	1987	Kurdish	Kurdish	
602	Female	1985	Turkey	1991	Kurdish	Kurdish	
603	Male	1984	Turkey	1989	Kurdish	Kurdish	
604	Female	1989	Turkey	2007			
606	Female	1978	Turkey	2002			
607	Female	1982	Turkey	1987			
608	Male	1974	Turkey	1994			
609	Male	1984	Turkey	2004			
610	Male	1980	Austria	n/a			
611	Female	1986	Turkey	2005			
612	Female	1984	Turkey	2004			
613	Female	1987	Austria	n/a			Austrian who studies Turkish at University
614	Male	1985	Turkey	2005	Kurdish	Kurdish	
615	Male	1984	Turkey	1992	Kurdish	Kurdish	
616	Female	1981	Turkey	2005			
617	Female	1976	Turkey	2002			
618	Male	1988	Austria	n/a			
619	Male	1983	abroad	1992			
620	Male	1980	Austria	n/a			
621	Female	1980	Austria	n/a			
622	Female	1987	abroad	1992			
623	Female	1981	abroad	1985			
624	Female	1985	Austria	n/a			
625	Female	1984	abroad	1991			
701	female	1961	Turkey	2005			
702	female	1984	Turkey	2002			
703	female	1973	Turkey	1996			
704	male	1974	Turkey	2002			
705	male	1959	Turkey	1990		Kurdish (limited)	
706	female	1968	Turkey	1986	Kurdish	Kurdish	
707	female	1985	Sweden	n/a			
708	female	1987	Sweden	n/a			
709	female	1988	Sweden	n/a			
710	female	1979	Turkey	2005			
711	male	1979	Turkey	2005	Kurdish		
712	female	1982	Turkey	1996	Kurdish	Kurdish	
720	male	1978	Sweden	n/a			
721	female	1975	Sweden	n/a			
722	female	1982	Iran	1990			
723	female	1982	Sweden	n/a			
724	female	1984	India	1985			
725	female	1981	Sweden	n/a			

Research Area: Migration and Diversity
(2008 – 2012: Civil Society, Conflict and Democracy)
Research Unit: Migration, Integration, Transnationalization

Discussion Papers 2008

SP IV 2008-701

Tradeoffs between Equality and Difference. Immigrant Integration, Multiculturalism, and the Welfare State in Cross-National Perspective

Ruud Koopmans

SP IV 2008-702

The Diffusion of Ethnic Violence in Germany: The Role of Social Similarity Tradeoffs between Equality and Difference

Robert Braun, Ruud Koopmans

SP IV 2008-703

The Rise of Right-Wing Populist Pim Fortuyn in the Netherlands. A Discursive Opportunity Approach

Ruud Koopmans, Jasper Muis

SP IV 2008-704

Transnationale Familien. Zur Entstehung, zum Ausmaß und zu den Konsequenzen der migrationsbedingten Eltern-Kind-Trennung in Familien aus den klassischen Gastarbeiterländern in Deutschland

Rahim Hajji

SP IV 2008-705

Transnationale Familienverhältnisse, Verlusterfahrung und Bindungsverhalten

Rahim Hajji

Discussion Papers 2009

SP IV 2009-701

Ethnic Retention and Host Culture Adoption among Turkish Immigrants in Germany, France and the Netherlands: A Controlled Comparison

Evelyn Ersanilli, Ruud Koopmans

SP IV 2009-702

Citizenship Tests in Five Countries – An Expression of Political Liberalism?

Ines Michalowski

Discussion Papers 2010

SP IV 2010-701

Host-country cultural capital and labour market trajectories of migrants in Germany. The impact of host-country orientation and migrant-specific human and social capital on labour market transitions

Jutta Höhne, Ruud Koopmans

SP IV 2010-702

Germanophobia in Switzerland

Marc Helbling

SP IV 2010-703

Citizenship Rights for Immigrants: National Paths and Cross-National Convergence in Western Europe, 1980-2008

Ruud Koopmans, Ines Michalowski, Stine Waibel

SP IV 2010-704

Contextual sources of perceived group threat: Immigrant group size, negative immigration-related news reports and their interaction, Spain 1996-2007

Elmar Schlueter, Eldad Davidov

SP IV 2010-705

Identity multiplicity among the Muslim second generation in European cities: where are religious and ethnic identities compatible or conflicting with civic identities?

Fenella Fleischmann, Karen Phalet

Discussion Papers 2011

SP IV 2011-701

The Ethnic Diversity and Collective Action Survey (EDCAS). Technical Report

Merlin Schaeffer, Ruud Koopmans, Susanne Veit, Mareike Wagner, Jonas Wiedner

SP IV 2011-702

Geschlechterunterschiede in islamischer Religiosität und Geschlechterrollenwerten:

Ein Vergleich der Zusammenhänge am Beispiel der türkischen und marokkanischen zweiten Generation in Belgien

Jana Anne Scheible, Fenella Fleischmann

SP IV 2011-703

Ethnische Diversität, soziales Vertrauen und Zivilengagement

Projektbericht - Im Auftrag des Bundesministeriums für Familie, Senioren, Frauen und Jugend

Ruud Koopmans, Anna Dunkel, Merlin Schaeffer, Susanne Veit

Discussion Papers 2012

SP IV 2012-701

Bystander responses and xenophobic mobilization

Robert Braun, Ruud Koopmans

Discussion Papers 2013

SP IV 2013-701

Language integration of labour migrants in Austria, Belgium, France, Germany, the Netherlands and Sweden from a historical perspective.

Jutta Höhne

Alle Discussion Papers sind online abrufbar:

<http://www.wzb.eu/de/publikationen/discussion-paper/>