

Schwab, Jakob

Conference Paper

Throwing the Spanner in the Works: The Mixed Blessing of FDI

Beiträge zur Jahrestagung des Vereins für Socialpolitik 2013: Wettbewerbspolitik und Regulierung in einer globalen Wirtschaftsordnung - Session: Financial Markets and Macroeconomics, No. B19-V1

Provided in Cooperation with:

Verein für Socialpolitik / German Economic Association

Suggested Citation: Schwab, Jakob (2013) : Throwing the Spanner in the Works: The Mixed Blessing of FDI, Beiträge zur Jahrestagung des Vereins für Socialpolitik 2013: Wettbewerbspolitik und Regulierung in einer globalen Wirtschaftsordnung - Session: Financial Markets and Macroeconomics, No. B19-V1, ZBW - Deutsche Zentralbibliothek für Wirtschaftswissenschaften, Leibniz-Informationszentrum Wirtschaft, Kiel und Hamburg

This Version is available at:

<https://hdl.handle.net/10419/80020>

Standard-Nutzungsbedingungen:

Die Dokumente auf EconStor dürfen zu eigenen wissenschaftlichen Zwecken und zum Privatgebrauch gespeichert und kopiert werden.

Sie dürfen die Dokumente nicht für öffentliche oder kommerzielle Zwecke vervielfältigen, öffentlich ausstellen, öffentlich zugänglich machen, vertreiben oder anderweitig nutzen.

Sofern die Verfasser die Dokumente unter Open-Content-Lizenzen (insbesondere CC-Lizenzen) zur Verfügung gestellt haben sollten, gelten abweichend von diesen Nutzungsbedingungen die in der dort genannten Lizenz gewährten Nutzungsrechte.

Terms of use:

Documents in EconStor may be saved and copied for your personal and scholarly purposes.

You are not to copy documents for public or commercial purposes, to exhibit the documents publicly, to make them publicly available on the internet, or to distribute or otherwise use the documents in public.

If the documents have been made available under an Open Content Licence (especially Creative Commons Licences), you may exercise further usage rights as specified in the indicated licence.

Throwing the Spanner in the Works: The Mixed Blessing of FDI

Jakob Schwab*

28.08.2013

Abstract

FDI is generally attributed to have positive impact for developing countries. In contrast, this paper shows that foreign capital inflows may cause an economy to be stuck in a middle-income trap. Introducing a simple capital market imperfection into a standard neoclassical (open-economy) model of growth, I show that FDI crowds out domestic investment when countries are still growing. If profitable investments are pursued by foreign capital owners, this does reduce chances for domestic entrepreneurs that they would have otherwise been able to take, by means of economy-wide savings. The long term losses due to the crowding-out effect occur despite the the short-term gains that sudden capital inflows entail, as in static models. At the same time, savings that are not invested leave the country in turn, generating reverse capital flows.

Keywords: FDI, financial market globalization, welfare effects, open-economy growth, middle income trap, two-way capital flows

JEL: F21, F43, F54, F62, O16

Preliminary version. Please do not cite or circulate without permission.

*Johannes Gutenberg University Mainz and GSEFM Frankfurt, E-Mail: jakob.schwab@uni-mainz.de

1 Introduction

Financial globalization still falls short of universally promoting growth and welfare. This holds especially true for developing countries (see e.g. Prasad et al. (2007)), but stands in sharp contrast to the predictions of economic theory. In this paper I extend the theory to argue that if capital market integration leads to inflows of foreign capital as predicted, this crowds out domestic investment and that this harms long-run growth perspectives in developing countries.

Agosin & Machado (2005) provide evidence that crowding out is indeed a major result of FDI in developing countries. Even though this effect may appear obvious (especially to non-scientific critics of globalization), neoclassical theory can not account for this. Conventional models rather make the opposite prediction. If higher returns to capital in capital-scarce countries drive capital flows, then, in static models, the increase in wage income outweighs the losses for domestic capital. In dynamic models, where lowered returns to capital may decrease (relative) savings and investment initially, this logic still holds. Thus, in a steady state of equalized capital stocks, there is no reason why investment should not turn domestic. Assuming perfect capital markets, there is no difference in returns between saving and investment throughout the growth process in these models. Capital market integration then only accelerates the growth process by raising the capital stock immediately (see e.g. Barro et al. (1995))

I introduce a model where capital markets are not perfect and investment yields a higher return than saving. The possibility to invest depends both on own income and on the prospective returns of investment. Then, firstly, potential entrepreneurs in poorer countries can largely not invest themselves because they cannot obtain the necessary credit to pursue investment. Secondly, foreign investment decreases this possibility further because it decreases the prospective returns. Even though short term gains in terms of increased wage incomes are realized, in the long run, capital income remains lost out as income differences prevail, one determining the other. In autarky, when domestic savings slowly finance a building up of domestic investment (by 'trickle-down'), it would have taken longer to reach the steady state, but domestic capital income would have been higher - by exactly the amount that leaves the country as foreign capital returns.

	FDI	Financial Capital	Aggregate
High Income	357	-289	68
Low & Middle Income	-481	435	-46

Table 1: Capital Flows in 2011, in Billion USD

Source: IMF Financial Statistics, country classifications according to World Bank

Whereas in a closed economy savings find their way into investment, in open markets, the savings that cannot be invested by domestic agents will flow out of the developing country as financial capital. At the same time, direct investment by foreign entrepreneurs will enter in return. This structure of two-way capital flows is indeed what we observe in the world economy. Table 1 illustrates this pattern. Aggregately, in contrast to the discussion that is influenced mainly by the Chinese position, capital is not flowing from South to North, but rather still exactly in the direction that neoclassical theory would suggest. However, reverse flows tend to almost net out this entry. This does not only constitute a novel argument with regard to the Lucas (1990)-Puzzle, but also elementarily contributes to the discussion about global imbalances. The general structure of two-way capital flows has empirically first been identified by Ju & Wei (2010). To explain this, they provide a static model based on imperfect capital markets, in which differences in the quality of institutions are the main driver of financial capital outflows. I, in contrast, show that even when an international capital market is of equal conditions for all countries, the interaction between countries which are only differing in their incomes generates this outcome.¹

Matsuyama (2004) has shown that same-market interaction between rich and poor countries may manifest international inequality because poorer countries fall behind in competition for credit.² He only considers an international market for financial capital, excluding FDI.³ I will borrow his specification of imperfect capital markets but consider the role of FDI in a more elaborated setting of international capital markets.

Even though Ju & Wei (2010) incorporate FDI, by not taking a growth perspective, their model assigns it no specific role in determining the growth

¹Also, because the analysis undertaken here takes into account the role of individual agents, I do not have to assume convex costs of investment to obtain an interior solution.

²Matsuyama (2004) in turn, is based on the seminal work of Gertler & Rogoff (1990) and that of Boyd & Smith (1997).

³In fact, allowing for FDI in Matsuyama (2004)'s model would make the entire mechanism break down.

characteristics of developing countries other than the standard neoclassical one. In particular, it does not influence the investment opportunities of domestic agents.⁴ Other than these two papers, I do especially analyze the role of FDI as a hinderance for development. Therefore, this paper is related to the works of Grossman (1984) and Reis (2001), who comment on how FDI might slow down domestic entrepreneurial activity. Both results complement the argument made here, but stress different mechanisms. The former argues that possible entrepreneurs in developing countries prefer to leave the risk of investment to foreign investors and instead work in foreign companies for lower, but safe wage income. Risk sharing is no objective in my model, which implies that agents would prefer, but are hindered, to become entrepreneurs. The resulting welfare losses in the economy opening up are thus absent in Grossman (1984). Reis (2001) on the other hand shows in a model of endogenous growth that the exogenous technological advantage of foreign firms may crowd out domestic research activities in partial equilibrium, so that the profits that accrue to these activities and that escape the country by repatriation may mirror domestic welfare losses. However, in her model, the countries differ in their technological characteristics and the capital market is restricted to direct investment.

I show the effect of a reduction of domestic entrepreneurial activity in a general equilibrium model of complete - and same - market interaction that deliberately stays as close to neoclassical growth theory as possible. I thereby deliver a tractable way to identify why - in contrast to conventional arguments - it could be disadvantageous for developing countries to have substantial shares of GDP leave the country as foreign factor payments such that GNI is lower than the domestic value of production. This pattern holds true for almost all developing countries.

I do not consider other effects of FDI than the increase in the domestic capital stock which are often attributed to it, such as technological or competition-induced spillover effects (see e.g. de Mello (1997) for an overview). The reason is twofold: First, a metastudy by Harrison & Rodriguez-Clare (2009) concludes the empirical evidence on these two be negligible at best. Second, and more importantly, I want to highlight one specific effect of FDI,

⁴To be specific, The appendix of Ju & Wei (2010) extends their setting to a dynamic one. Still, feedback effects between investment and credit market interaction are cut. Consequently, short term effects are simply magnified in the long run.

abstracting from everything else that may well be considered additionally. Even if positive effects may be present, the mechanism presented here should help answering the question why especially FDI still has a negative effect on welfare in developing countries. There is not much conclusive evidence on this direct link, but the one that exists (Kose et al. (2009), Herzer (2012)) makes a strong point for this negative relationship.

In the following, I will show how the structure of capital flows and growth characteristics simultaneously determine one another, putting the effects of capital market integration between rich and poor countries in a new perspective.

The remainder of the paper is organized as follows: Section 2 sets up the model and section 3 lays out how the growth and trickle down process in this economy emerges in autarky. Section 4 shows how this process is interrupted by the opening up of the economy to world capital markets and section 5 discusses the resulting structure of capital flows. Some extensions are briefly presented in section 6: Section 6.1 lays out a two-country setting and 6.2 shows how the result is magnified when differences in total factor productivity between countries are accounted for. Section 7 concludes.

2 The model

The model is based on the one of growth under imperfect capital markets from Matsuyama (2004), but alters the basic framework to analyse the effects of FDI in particular instead of only looking at the effect of competition for credit.⁵

Consider an economy that is made up by a homogeneous population of unit mass. Agents are infinitely lived. Individuals are indexed by $i \in [0, 1]$ and each agent supplies one unit of labor inelastically. There is only one good produced, used for consumption and investment. Production follows standard neoclassical patterns: $Y_t = F(K_t, L_t)$, where K_t and L_t are aggregate supplies of capital and labor in period t . F is a constant returns to scale production function and $L = 1$ such that production equals per capita production and can be expressed as $y_t = f(k_t)$, lower case notation indicating per capita variables. Furthermore, $f'(k) > 0 > f''(k)$. Inada conditions

⁵The central results in the autarky case therefore resemble the one in Matsuyama (2004). The situation under open markets, however, looks fundamentally different here compared to the one in his setting.

hold. However, since we will have to make a statement about the characteristics of growth over history, suppose that $f(0) = \epsilon$, with ϵ small, but greater zero.

The labor market is competitive and labor is paid its marginal product, $w_t(k_t) = \frac{\partial F(K_t, 1)}{\partial L}$. Invested capital receives the residual of production, which is, per invested unit of capital, $\rho_t = \frac{f(k_t) - w_t(k_t)}{k_t} = f'(k_t)$. $f'(k) > 0 > f''(k)$ implies that a greater capital stock decreases per unit capital returns and increases wages.

For simplicity, capital depreciates fully after one period.⁶ Agents save - in a Solow-type way - a constant fraction s of their income.⁷ They can transfer their savings to the next period by either lending it on the competitive market for credit, earning the gross return of r_{t+1} , or by investing it: If investing, each agent can run exactly one investment project by investing exactly 1 unit of capital into the joint production process. This restricts in both directions: First of all, investment is indivisible, i.e. there is a threshold of funds that have to be brought into each single investment. This will lead to competition on the market for credit in the first place. Secondly, this is the most extreme, but also most tractable form of individually diminishing returns to investment. If they weren't, the richest individual would always be able to attract all credit, as we will see. Both, indivisibility and diminishing returns, are in their extreme form a simplification and only introduced as such for tractability, but both in general are essential for the mechanism to be at work.

If an individual i wants to invest, but her funds - which equal her savings - are not sufficient to ensure investment, she has to borrow the remaining share, $1 - sI_t^i$, on the credit market in order to invest one unit in physical capital in $t + 1$. She then earns the return on her investment, has to repay her credit taken (if any), and also receives the wage payment on her labor supplied. An entrepreneur's income in period $t + 1$ then reads:

$${}^E I_{t+1}^i = f'(k_{t+1}) - r_{t+1}(1 - sI_t^i) + w(k_{t+1}) \quad (1)$$

⁶This emphasizes the fact that direct investment is not just 'earlier' and thus crowds out domestic investment later on, but that investment chances are structurally reduced.

⁷This could easily be motivated by an OLG-Model with log-preferences and 'warm-glow' bequests or simply as a dynasty-model as in Matsuyama (2011). Both would not change the results qualitatively.

If she instead lends her savings, she receives the credit market return on her savings and wage income and her income is given by:

$${}^L I_{t+1}^i = r_{t+1} s I_t^i + w(k_{t+1}) \quad (2)$$

(1) can be rearranged to:

$${}^E I_{t+1}^i = f'(k_{t+1}) - r_{t+1} + r_{t+1} s I_t^i + w(k_{t+1}) = (f'(k_{t+1}) - r_{t+1}) + {}^L I_{t+1}^i \quad (3)$$

Thus, an individual will always be willing to invest if

$$f'(k_{t+1}) \geq r_{t+1} \quad (4)$$

Because this does not depend on individual characteristics, this is also the condition for any investment to take place. We refer to this as the Profitability Constraint (PC). All individuals additionally underlie a borrowing constraint (BC), however. This takes the form:

$$\lambda f'(k_{t+1}) \geq r_{t+1} (1 - s I_t^i) \quad (5)$$

This capital market imperfection lies in the heart of our analysis. It says that an individual with income I_t^i can only pledge a share λ of the prospective return to her investment (LHS) on her payback (RHS).⁸ This has two implications: First, *ceteris paribus*, an individual with a lower income has less collateral to bring in the investment, thus has to raise more credit and consequently finds it harder to warrant for the high repayment by the return to investment, i.e. have the condition satisfied. Secondly, a higher capital stock decreases the prospective returns and thus the probability of everyone to be eligible for credit. $\lambda < 1$ is a measure of credit market imperfection. If (4) holds with inequality, i.e. if physical investment is more profitable than lending, everyone would like to invest rather than lend on the credit market. As long as agents can do so, this investment decreases the left hand side of both, (4) and (5). Therefore, for a given r_{t+1} , either one will bind to ‘stop’ investment. The borrowing constraint will be binding as long as $\frac{1 - s I_t^i}{\lambda} \geq 1$

⁸Matsuyama (2004), p.860f, argues that this form of borrowing constraint stands in line with most microfoundations of capital market imperfections that can be found in the literature.

for some individual i .⁹ We will restrict ourselves in what follows to the case that this holds, which is equivalent to saying that the borrowing constraint (5) is always binding for some agents and the profitability constraint holds with inequality, i.e. investment is strictly profitable.¹⁰ Those agents (we will introduce the reason for ex post income heterogeneity later) which have to borrow only so little that investment can guarantee repayment, will borrow on the credit market and invest their savings and credit in physical capital and become entrepreneurs, all others will lend their savings as credit. If an entrepreneur has so many funds, that these suffice for investment alone, she will make the investment and lend the remaining savings on the credit market, which also results in an entrepreneur's income given by (3).¹¹

How is equilibrium in the credit market, i.e. r_{t+1} obtained? Incomes in period t are given by the current capital stock(s). Now, because s is exogenous, savings are given. They can only be invested or lent on the credit market, to again be borrowed by other agents to be invested. Thus, these savings will constitute the capital stock in the next period k_{t+1} .

W.l.o.g., order the agents increasing in their income, such that I_t^i is increasing in i . Now, we define \tilde{i}_t as the agent which can just pledge investment, i.e. for whom the borrowing constraint (5) is exactly binding for a given r_{t+1} . Denote her critical income \tilde{I}_t , which is the income that just suffices such that (5) holds with equality:

$$\tilde{I}_t = \frac{r_{t+1} - \lambda f'(k_{t+1})}{sr_{t+1}} \quad (6)$$

All agents $i < \tilde{i}$ cannot invest, all agents $i \geq \tilde{i}$ can. It means that agents with a lower income and hence less colteral lend their savings, all those who can self-finance a larger share of investment will be able to invest. The lenders' savings, however, make up the supply side on the credit market, whereas the investors' borrowing represents the demand for credit. The former is hence increasing, the latter decreasing in \tilde{i} . In equilibrium both have to equal, such

⁹To be exact, it has to bind for the critical agent as defined below. This will in equilibrium be equal to the lowest income, making the two statements equivalent.

¹⁰Note, that this is different to Matsuyama (2004)'s analysis where an interior solution can only exist if the Profitability Constraint is binding in the richer countries. By cutting intertemporal links in individual incomes, he does not account for ex post heterogeneity between agents within countries, which changes the interpretation.

¹¹We will still refer to such an agent as 'entrepreneur' rather than 'lender'.

that

$$\int_0^{\tilde{i}} I_t^i di = (1 - \tilde{i}) - \int_{\tilde{i}}^1 I_t^i di$$

This is illustrated by figure 1(a). Because $\frac{\partial \tilde{I}_t}{\partial r_{t+1}} > 0$, to this \tilde{i} , there corresponds exactly one r_{t+1} . With a lower r_{t+1} , more agents would demand credit (and less would supply), driving the interest rate up, and vice versa. An alternative way of representation is hence that all savings have to be invested, such that $k_{t+1} = 1 - \tilde{i}(r_{t+1})$. The richest individuals will invest and the interest rate adjusts accordingly. This is illustrated by figure 1(b). As we will see in what follows, the income distribution may have flat parts. If this is the case at \tilde{i}_t , some agents of those of equal income are credit rationed.

The equilibrium interest rate is then given by

$$r_{t+1}^* = f'(k_{t+1}) \frac{\lambda}{1 - s \tilde{I}_t} \quad (7)$$

From this, we see that the credit market imperfection implies that there is a wedge between the equilibrium interest rate and the return to physical investment, the latter being greater by $\frac{1 - s \tilde{I}_t}{\lambda}$, as long as the borrowing constraint is binding.

3 Autarky

Dynamics

It follows from the above analysis that in autarky all domestic savings in period t are invested in physical capital, i.e. $sf(k_t) = k_{t+1}$ - either directly by the saver or via lending. The interest rate r_{t+1} will adjust such that all savings find an investor. Thus, for the aggregate economy, Solow-type growth emerges, irrespective of the capital market imperfection. Figure 2 illustrates the dynamics.

When k_{t+1} is given, so is $f'(k_{t+1})$. Since every agent can invest only one unit of capital, the share of entrepreneurs in period $t + 1$ is also given by k_{t+1} . From (3), the income of an agent who becomes an entrepreneur will exceed that of an agent of same period-before income by exactly the excess profits of physical investment on her invested one unit of capital. She earns the wedge on what she borrows and and receives the higher returns on her own

savings. If she can fully self-finance her investment, one unit of her savings is paid off with the higher return and the remainder is lent on the credit market.

Since only the highest income (and thus highest savings) individuals are able to borrow and invest, they must have had a higher income in the period before also and so on. Thus, as long as the aggregate capital stock is increasing - and thus the share of entrepreneurs - an agent who was an entrepreneur the period before will be an entrepreneur in all succeeding periods as well.¹² (2) and (3) imply that the ordering of agents according to their income does not change, due to the deterministic path-dependence of incomes. However, an increasing capital stock implies that in each period additional agents must become entrepreneurs. These must then have been lenders the period before and all periods before that. Figure 3 illustrates the transition and the resulting income distribution.

The interest rate thus has to adjust such that some lenders can become entrepreneurs and that they can just pledge payback by their income. Having only received wage income and saved part of that throughout from the beginning of the growth process, by iterating (2), this income is given by:

$${}^L I_t^i = w(k_t) + \sum_{i=0}^{t-1} w(k_i) s^{t-i} \prod_{j=0}^{t-i-1} r_{t-j} = \tilde{I}_t \quad (8)$$

which corresponds to an equilibrium interest rate given by (7). In each period, the income of the next ‘new’ entrepreneur fixes the interest rate which in turn determines next period’s incomes and so on. With an increasing capital stock, also the wage rate increases over time.

Since part of the income is given by savings and the interest rate fluctuates over time, depending on the structural form of the production function, it is not at first sight obvious that an increasing wage also leads to an increasing overall income for lenders. However, we will assume the production function in the relevant range to have this property, which is in line with the empirical evidence.¹³

Lemma 1 *Assuming the return on physical investment is not too low throughout the growth process, the income of lenders, which is made up by the return*

¹²Obviously, there is heterogeneity within the group of entrepreneurs, depending on the time that they have been investors and have received the respective income.

¹³See e.g. Chen & Ravallion (2010).

on savings plus the wage income, will increase over time, i.e. $\frac{\partial^L I_t^i}{\partial t} > 0$. For the necessary restrictions on the production function, see Appendix A.

Proof. See Appendix A ■

The intuition behind this is that the rental rate must not decrease so much, that this eats up the increase in the wage income.

The capital income of the individual investor on the other hand decreases over time, but they benefit from the increase in the wage rate as well. The result on their overall income is ambiguous. However, more and more agents become entrepreneurs, yielding the higher income compared to that of the lenders.

Aggregate GNI in autarky in period t is given by

$$\begin{aligned} GNI_t^a = & k_t(f'(k_t) - r_t) + \sum_{i=1}^{t-1} k_{t-i}(f'(k_{t-i}) - r_{t-i})s^i \prod_{j=0}^{i-1} r_{t-j} \\ & + w(k_t) + \sum_{i=0}^{t-1} w(k_i)s^{t-i} \prod_{j=1}^{t-i} r_{t-j+1} \end{aligned}$$

This representation emphasizes the fact that in each period the share of entrepreneurs receives an additional income on their invested capital (the terms in the first line), and all agents get a wage income (second line). All either get return on their saved incomes or need to repay them less, which leads to that all income is discounted through with the respective interest rate of all relevant periods.

Aggregate GNI_t^a , in autarky, must however be equal to $GDP_t^a = f(k_t)$. This drives, as already seen, also the dynamics of the aggregate capital stock, described by $sf(k_t) = k_{t+1}$.

Steady State

The dynamics implicitly define the steady state to which the autarky economy converges to, as depicted in figure 2:

$$sf(k^*) = k^* \tag{9}$$

In the steady state, the share of entrepreneurs is exactly k^* . The respective incomes of each type of agent converge to:

$$E_I^* = \frac{f'(k^*) - r^* + w^*}{1 - r^*s} \quad (10)$$

$$L_I^* = \frac{w^*}{1 - r^*s} \quad (11)$$

Where again the steady state interest rate is determined by the ‘newest’ entrepreneur’s income, which is just given by (11).¹⁴ It will adjust such that all savings can be invested by someone who is able to do so. The steady state level of investment is also unaffected by the effectiveness of the credit market imperfection.

Note, that in the steady state, the savings of entrepreneurs cannot alone suffice to afford investment, i.e. $s \frac{f'(k^*) - r^* + w^*}{1 - r^*s} < 1$. If they wouldn’t demand credit, savings would be invested by new entrepreneurs.

GNI in the steady state is again equal to GDP, $f(k^*)$, and can be expressed as

$$GNI^{a*} = k^* \frac{f'(k^*) - r^*}{1 - r^*s} + \frac{w^*}{1 - r^*s} = \frac{k^*(f'(k^*) - r^*) + w^*}{1 - r^*s} \quad (12)$$

4 Open Capital Markets

Now, consider a small open economy in the South, which is fully described by the above characteristics, opens up to the world market. To focus on the structural mechanism, assume that all other countries in the world (the North) are of the exactly same type. Especially, the level of capital market imperfection λ is equal in all countries, implying that differences in the competitiveness on the credit market arise from differences in incomes solely.¹⁵ The difference is given only by that they are already more progressed, whereas the opening economy is behind in the process of develop-

¹⁴An alternative way to look at it would be that ‘in’ the steady state, no new entrepreneur will emerge and \tilde{I}_t is the income of the ‘last’ entrepreneur. Taking that we always only approach the steady state, marginal shares of the population will become new entrepreneurs and the critical income is given by the income of the lenders. I prefer looking at it the latter way, even though it makes no difference for the analysis undertaken here, the results would be even clearer otherwise.

¹⁵Loosening this assumption would magnify the results while making the weaker point that institutional differences account for differences in development. The abstraction made here shall distinguish a different feature of same market interaction.

ment. This is the same as saying that a country in a lower autarky t opens to a world in a higher t . For convenience, we will assume that the world is already in its steady state. This is not crucial, the analysis holds for all cases where a less developed country opens up to a more progressed world. This is then mirrored by a difference in the relative capital endowment. Denote the given capital ratio in period T by k_T for the home country and that of the world $k_T^W = k^*$, with T being the period of opening up.

Opening up now implies two things: First, investors can freely invest in physical capital wherever they wish, investment becoming effective the respective next period. The only restriction is that each investor can only make one indivisible investment and needs to decide where to do so. Secondly, agents can freely lend and borrow at the world market for financial capital. Lenders receive the world market return r_{t+1} on their savings. Potential borrowers face this credit cost and face the borrowing constraint which is dependent on the prospective return in the destination of their planned investment decision as well as their individual incomes.

In period T , all incomes are given by the capital installed and the history of incomes in the closed economy. Because $k_T < k_T^W$, capital returns in South are higher. Therefore, and because the good is freely shipped, northern investors will for the next period rather invest in the South until returns are equalized such that $k_{T+1} = k_{T+1}^W = k^*$. Returns depend neither on the individual pursuing the investment nor the destination country, be it home or foreign. Now consider what happens on the market for credit. The world market return to financial capital is given by r^* . Agent i is able to pledge investment in period $T + 1$ iff

$$\lambda f'(k^*) \geq r^*(1 - sI_T^i) \quad \Leftrightarrow \quad I_T^i \geq \frac{r^* - \lambda f'(k^*)}{sr^*} \quad (13)$$

The world interest rate r^* is however determined exactly such that for a lender with steady state income, given by (11), condition (13) is satisfied with equality, i.e. $\tilde{I}_T = {}^L I^* = \frac{w^*}{1-r^*s}$. Thus, agents in South can just guarantee repayment on their loan if their income exceeds that of a steady state lender. For those that are already entrepreneurs in the moment of opening up, it is not clear whether this holds, i.e. whether ${}^E I_T^i > \tilde{I}_T$. It may hold

for all, for only some, or for none of those that had already invested.¹⁶

However, by lemma 1, income of those that have been lenders until T is strictly lower than in the steady state, ${}^L I_T < {}^L I^* = \tilde{I}_T$. Thus, these agents cannot pledge investment for $T + 1$ at world market conditions.

Now, denote the share of those in South that can in T pledge investment for the next period by $\tilde{k}_{T+1} \equiv \tilde{k}$. By the above argument, at most all past entrepreneurs in T can at world market conditions again become entrepreneurs. Their number was given by k_T , thus the share of entrepreneurs in the opening economy will be smaller than or equal to as it was just before opening up and

$$\tilde{k} \leq k_T \quad (14)$$

holds.¹⁷

What happens in the following periods? In period $T + 1$, foreign investment becomes effective and the physical capital stock in the economy is given by k^* . The increase in the capital stock raises the wage rate in $T + 1$ to w^* . This is an immediate gain for the entire population and increases the balance sheet for pledging investment for the subsequent periods. But, the income of a lender from period T to period $T + 1$ in South is given by:

$${}^{LS} I_{T+1}^i = w^* + sr^* I_T^i < w^* + sr^* \frac{w^*}{1 - r^* s} = \tilde{I}_{T+1} \quad (15)$$

where the latter equality derives from the fact that the income just sufficient for pledging investment can be expressed as the wage income in steady state plus the savings on previous income. This is the same for a (new or historic) lender in South, only that her income the period before was lower, and thus are her savings. Consequently her current income in $T + 1$ is still lower than that of a steady state lender. This on the other hand implies that she can still not pledge investment for period $T + 2$ when facing world market returns to capital. This argument, then, holds for all following periods. Thus, who could not invest in period T will never be able to invest in future periods and the share of entrepreneurs will not expand over time, being fixed at $\tilde{k} \leq k_T < k^*$. The trickle-down mechanism is disrupted when the economy

¹⁶Because returns and thus investors' incomes are higher the lower the capital stock, it is more likely that it holds for some or even all, the more backward the country is when opening up.

¹⁷It holds with equality if all past entrepreneurs can become entrepreneurs in the open economy. Note, that the timing of investment is not crucial for the result.

opens up to world capital markets. This is illustrated in figure 4 (for the case of all past entrepreneurs being able to borrow internationally).

Especially for low levels of development, the capital inflow and concurring increase in the wage rate implies an immediate gain in individual incomes. But what is happening at the same time is that, due to FDI, the prospective returns for capital decrease so much that the agents in South still cannot pledge investment despite their risen income.

GNI thus also initially increases due to the inflow of FDI. It now doesn't have to equal GDP, which immediately jumps to $GDP_t^o = f(k^*)$ for $t > T$.

GNI, in contrast, is given by

$$GNI_t^o = \tilde{k}(f'(k^*) - r^*) \sum_{i=0}^{t-T-1} (sr^*)^i \\ + w(k^*) \sum_{i=0}^{t-T-1} (sr^*)^i + f(k_T)(sr^*)^{t-T}$$

which is the constant capital income of the constant share of investors plus the constant wage payments, each transferred at the same rate throughout time from period T on, plus the remaining savings on income in period T. Figure 5 illustrates the time dynamics of this and contrasts it to the situation in autarky. In autarky, capital would build up slowly, but the share of investors would expand, who would then reap the surplus profits on physical investment. When opening up, capital rushes into the country, but domestic agents will never be able to become entrepreneurs and benefit from the gains of capital ownership.

The steady state values for GNI in the respective situations read

$$GNI^{a*} = k^* \frac{f'(k^*) - r^*}{1 - r^*s} + \frac{w^*}{1 - r^*s} \\ GNI^{o*} = \tilde{k} \frac{f'(k^*) - r^*}{1 - r^*s} + \frac{w^*}{1 - r^*s}$$

Because $\tilde{k} \leq k_T < k^*$, steady state national income will always be lower when the country has opened up to international markets in the process of development. In the long run, labor income would have been the same. But, in autarky, capital ownership and the concurring profits would be in domestic hands, which they are not if a country integrates into international capital

markets. The standard neoclassical result of initial gains due to capital inflows is bought at the expense of a disruption in the trickle-down process.

5 The Structure of Capital Flows

The resulting structure of capital flows in and out of the country is easily analyzed, concentrating on the steady state for exposition.¹⁸ Since the share of domestic investors who each invest 1 unit of capital is lower than the overall capital stock, FDI into the country is positive and given by the difference of the two:

$$FDI^* = k^* - \tilde{k} > 0 \quad (16)$$

The outflow of financial capital is given by the difference in overall savings by domestic agents and what of savings is invested by domestic agents. The latter is just given by $\tilde{k} = k^* - (k^* - \tilde{k})$. Savings are the same as in autarky, where they would just constitute steady state capital stock, lowered by the not occurring savings on the missed out returns to physical capital, i.e. by $S^o = k^* - s(k^* - \tilde{k}) \frac{f'(k^*) - r^*}{1 - r^*s}$.

Financial capital outflow as the difference of these two is thus given by

$$\begin{aligned} FC^* &= k^* - (k^* - \tilde{k})s \frac{f'(k^*) - r^*}{1 - r^*s} - [k^* - (k^* - \tilde{k})] \\ &= (k^* - \tilde{k}) \left(1 - s \frac{f'(k^*) - r^*}{1 - r^*s} \right) > 0 \end{aligned} \quad (17)$$

where the last inequality derives from the fact that savings on capital income in the steady state must be smaller than 1, as shown above. Compared to the autarky steady state, the reduction in savings is not as high as the difference in investment by domestic agents that is crowded out by foreign investment. These excess savings flow out of the country via the credit market, to flow back as direct investment.

The aggregate financial account is given by the difference between the outflow

¹⁸I here talk about ‘net’ flows in the sense of net for each type of capital flow - financial and direct investment. In the absence of costs to international investment, all domestic investors could invest abroad and all domestic capital could be FDI. We simply assume that an investor first invests at home as long as this yields the same return.

of financial capital (17) and FDI-inflow (16)

$$FA^* = (k^* - \tilde{k}) \left(-s \frac{f'(k^*) - r^*}{1 - r^*s} \right) < 0 \quad (18)$$

This is exactly the pattern that we see in table 1.

The inflow of capital is mirrored by the outflow of factor income that shows responsible for lost out welfare in the long run.

6 Extensions

The basic setting considered so far was a simple and tractable way to isolate the effect of how FDI crowds out domestic investment in developing countries. As that, the equilibrium described has some features that we would not expect to see in the world. That is for example, that with otherwise identical countries, the productive capital stock (although not owned) in the developing is the same as in more developed countries after opening up, and immediately so. As a result, in the steady state, income of lenders approaches the critical income, thus technically bringing them close to become entrepreneurs themselves when in a 'large' rest of the world, an infinite amount of investment projects is potentially realizable. Also, we will be interested how this structure of capital flows and ownership affects agents in the northern countries. Therefore, in the following, we will look at how the presented mechanism interacts with other differences that are observable in reality. The result is, that the income diverging effect of FDI is even magnified by these differences.

We will first extend the analysis to a two-country-setting and then look at the interaction when the developing country does not only lag behind in capital endowment but also exhibits a lower total factor productivity. Both extensions are meant as a robustness check for the validity of the theory, as well as an elaboration of its predictions.

6.1 Two Country Setting

The two country setting follows straightforward from the analysis in section 4. Consider, country 'South', as before in period T, integrates its capital markets with 'North', which is now of same size. Both countries have grown as in section 3, only that $k_T^N > k_T^S$. Free movement of investment equalizes

capital stocks from period $T + 1$ on. The capital stock in each country is given by half of aggregate world savings, i.e. $k_{T+1}^S = k_{T+1}^N = \frac{1}{2}s(f(k_T^N) + f(k_T^S)) \equiv \bar{k}_{T+1}$. The capital stock in North is smaller as compared to autarky when opening up, by exactly the amount that it is increased in South. The dynamics of national capital stocks then follow Solow-type growth for both countries parallelly: $\bar{k}_{t+1} = \frac{1}{2}s2f(\bar{k}_t) = sf(\bar{k}_t)$, $\forall t > T$.

However, income dynamics are disparate between the countries after opening up. As before, the credit market imperfection defines the critical income as given in (6), being the same for agents in both countries. (15) now reads

$${}^L I_{t+1}^S = w(\bar{k}_{t+1}) + sr_{t+1} {}^L I_t^S < w(\bar{k}_{t+1}) + sr_{t+1} {}^L I_t^N = {}^L I_{t+1}^N \quad (19)$$

$\forall t \geq T$. Because ${}^L I_T^S < {}^L I_T^N$, all new capital will be invested by northern agents. Define the share of entrepreneurs in South who could pledge for borrowing in T as $\tilde{k}^S \in [0, k_T^S]$. This share will again not expand. In contrast, the share of entrepreneurs in North is given by $\tilde{k}_t^N = 2\bar{k}_t - \tilde{k}^S$, which is increasing as long as the world economy is growing. GNI in country j is analogously given by

$$\begin{aligned} GNI_t^j = & \tilde{k}_t^j (f'(\bar{k}_t) - r_t) + \sum_{i=1}^{t-T-1} \tilde{k}_{t-i}^j (f'(\bar{k}_{t-i}) - r_{t-i}) s^i \prod_{h=0}^{i-1} r_{t-h} \\ & + w(\bar{k}_t) + \sum_{i=1}^{t-T-1} w(\bar{k}_i) s^i \prod_{h=0}^{i-1} r_{t-h} + f(k_t^j) s^{t-T} \prod_{h=0}^{t-T-1} r_{t-h} \end{aligned}$$

National income will increase for both countries with an increasing capital stock. However, South does not expand its share of entrepreneurs, whereas North does, by investing in both countries. South does - after an initial gain due to capital inflows - not only grow slower than North in terms of income, it does so also slower than it would have under autarky at that level.

Steady State national incomes are given by:

$$GNI^{j*} = \tilde{k}^j \frac{f'(k^*) - r^*}{1 - r^*s} + \frac{w^*}{1 - r^*s}$$

where $\tilde{k}^N = 2k_t^* - \tilde{k}^S$. National income in South is strictly lower than in North and, in the long run, again also lower than it would have been under autarky. South hence unambiguously loses by integrating its capital market

with a more advanced country. North, in turn gains in the long run, even though pure workers initially lose due to the outflow of productive capital.¹⁹ The two-country equilibrium is even more stable than the small open economy case. Even though the income of a lender in South approaches that of a Northern lender and thus the critical income for investment in the steady state, this does not create investment chances in large scale. The reason is, that all entrepreneurs' income is still higher than that of lenders all over the world and the historical entrepreneurs will also in steady state re-take investment chances, not leaving much room for 'new' investment. The time dimension does enter here - not in that investment is taken, but in that incomes are distributed which determine borrowing, and thus investment possibilities.

6.2 TFP-Differences

It is widely argued that capital flows to South are reduced because human capital, infrastructure, etc. in developing countries are not comparable to those in developed economies. By affecting the incentives for FDI, this will obviously interact with the mechanism described her.

Consider South exhibits lower total factor productivity than North, such that

$$f^S(k) = \delta f(k) \quad \delta < 1$$

Consequently, $f'^S(k) = \delta f'(k)$ and $w^S(k) = \delta w(k)$.

In autarky, South would converge to a steady state given by $s\delta f(k^{*S,a}) = k^{*S,a} \Leftrightarrow \frac{f(k^{*S,a})}{k^{*S,a}} = \frac{1}{s\delta}$. Because the LHS is decreasing in k , $k^{*S,a}$ is lower than in the autarky steady state with higher TFP and thus lower than that in North.

If the two countries integrate their capital markets in T, capital returns from T+1 are equalized. Suppose $f'^S(k_T^S) > f'(k_T^N)$, such that some FDI will still take place in South, as empirically relevant. From T+1, relative capital stocks are implicitly determined by $f'^S(k_t^S) = \delta f'(k_t^N) \equiv \bar{f}'_t$. Consequently, $k_t^N > k_t^S$ holds $\forall t > T$. The capital stock, and with it GDP, is increased in South, but still lower than in North after opening up.

¹⁹The structure of capital flows is analogous to the analysis in section 5. Capital inflows in South are now capital outflows in North and vice versa.

Again, the critical income to just pledge investment is given by $\tilde{I}_t = \frac{r_{t+1} - \lambda f'_k}{r_{t+1}s}$, which is equal for agents in both countries. Lenders' income in South is equivalently given by

$${}^L I_{t+1}^S = \delta w(k_{t+1}^S) + sr_{t+1} {}^L I_t^S < w(k_{t+1}^N) + sr_{t+1} {}^L I_t^N = {}^L I_{t+1}^N$$

It is thus again not sufficient to pledge borrowing in open markets for southern agents. Note, that the difference is even greater than with equal TFP, because a lower capital stock and lower overall productivity reduce wage income in comparison to lenders in North, in addition to the lower historical income. Consequently, as for identical countries, all investment after opening up will be pursued by northern agents, such that $\tilde{k}_t^S = \tilde{k}_{T+1} \leq k_T^S$. Steady state amounts of capital stocks are equal to autarky steady state amounts, $k^{*S,o} = k^{*S,a}$ and $k^{*N,o} = k^*$.²⁰ GNI in either country j in the steady state read

$$GNI^{j*} = \tilde{k}^j \frac{f'(k^{*j}) - r^*}{1 - r^*s} + \frac{w^{*j}}{1 - r^*s}$$

Because as before, $\tilde{k}_t^S < k^{*S}$ holds, income in South is reduced by missed out investment returns $(k^{*S} - \tilde{k}^S) \frac{f'(k^{*S}) - r^*}{1 - r^*s}$, and analogously increased in North as an outcome of globalization in the long run. The result of diverging incomes (and disparate growth) induced by FDI still holds in this setting when countries are not identical and capital stocks installed do not equalize. It holds even stronger, because incomes are then diverging and chances on investment further reduced for Southern agents. The underlying mechanism is not affected by the simplifying assumptions made earlier.

7 Conclusion and Outlook

We have seen that introducing imperfect capital markets into a neoclassical model of growth draws the attention the individual income distribution in the growing economy(-ies). In a very stylized way, the difference between capital owners' and pure workers' incomes created by the capital market imperfection shows responsible for within-country differences whereas differences in

²⁰This is a direct result from that world savings has to equal world investment - as in autarky - and Jensen's Inequality. Throughout the growth process, by the same argument, capital stocks installed evolve as in autarky from their values at period T+1 on.

the amount of productive capital installed creates within-group-between-countries differences. The natural trickle-down process that autarky growth brings along is disrupted when an economy opens up to international markets with more progressed countries. The reason is that FDI flows in, which raises the capital stock but at the same time reduces its marginal product and thus possibilities to invest. Because the poorer country's agents can not compete on the market for credit given this new conditions, the share of entrepreneurs will not expand anymore, despite an initially risen income due to the capital inflow. In the long run, the missed out returns on investment lower national income in comparison to the autarky steady state.

Extending the model to a two-country analysis yields a pattern of parallel, but disparate growth. The story thus concurrently shows motives for richer countries to push poorer countries into integration to international markets even though this might be harmful for them: Obviously, the losses of the poor countries in the steady state are mirrored by gains for foreign investors (whereas the initial inflow is the well known win-win situation of a static analysis).

It shows that the structure of capital flows and incomes of countries are mutually interdependent. This is different from saying that each type of capital flows has different idiosyncratic reasons to flow in either direction. Instead, an inflow of FDI, outflow of financial capital and underdevelopment are different sides of the same story here.

To emphasize this basic mechanism, we have first abstracted from any other differences between countries other than the capital stock. This assumption is strong and hints at the possibility, that countries that lag behind could have developed in the same way as developed countries if they wouldn't have integrated their capital markets and let FDI flow into the country. This perspective has not been widespread in formal theories of economic growth before.

However, the assumption can be relaxed without altering the model's qualitative predictions. A developing country will also lose from integration when its productivity is lower and hence the inflow of FDI, and with it the productive capital stock. In this case, the split is even clearer, because agents in this country would never be able to invest neither at home nor abroad in an international capital market. They would still have built up some capital with a closed financial account.

However, even when accounting for productivity differences, in the model, GDP is the same in the long run as it would be in autarky. It even jumps initially to that level. This is obviously simplifying. As Mankiw et al. (1992) have shown, the reason for a reduced productivity could well be differences in human capital of poorer countries' working force. In the spirit of Galor & Zeira (1993), this is even more probable if credit markets are imperfect, such that poorer agents cannot borrow to invest in schooling. Because FDI is unlikely to reduce returns to investment in human capital, an initial inflow of capital could on the contrary rather loosen these constraints. Thus, the story could have two sides to it, depending on how the initial income gain is used. This might well be an explanation for the quite distinct experiences with capital market integration for developing economies.

Another reason for a reduced capital inflow could be that the final good is not freely traded. If it were costly to repatriate the profits from FDI, returns would have to be accordingly higher, thus invested capital (and GDP) lower. This has two effects: First, wage income is lower. Second, the return to investment of domestic agents is higher. Both work in opposite directions regarding chances on the market for credit. Depending on which effect dominates, trade costs might either safeguard poor countries against harmful FDI but jump-start growth, or might even worsen the effect of opening up by making producing for foreign countries even less profitable. If an equilibrium with two-way capital flows still emerges when trade is costly, then the world as a whole would lose due to the dislocation of production from consumption sites.

From a policy perspective, both possible further extensions - human capital and trade costs - interact with the time dimension of the model described in the way that it may contribute to the decision about when to open best in the process of development.

The theory presented here is very stylized. By abstracting from many other mechanisms that are involved with international capital market integration, it does not claim that these are not at work. It is only to point out an additional aspect to be taken into consideration, both, from a theoretical point of view and from policy perspective. In the first place, it draws the attention to the fact that the observed structure of two-way capital flows may be both result of and reason for income disparities between countries. As hinted at, it may in many ways interact with well-known results regarding capital

market integration. It thus does add a novel argument by introducing a new dimension to the discussion about the welfare effects of globalization.

References

- Agosin, M. R. & Machado, R. (2005), 'Foreign investment in developing countries: Does it crowd in domestic investment?', *Oxford Development Studies* **33**(2), 149–162.
URL: <http://www.tandfonline.com/doi/abs/10.1080/13600810500137749>
- Barro, R. J., Mankiw, N. G. & Sala-I-Martin, X. (1995), 'Capital mobility in neoclassical models of growth', *The American Economic Review* **85**(1), pp. 103–115.
- Boyd, J. H. & Smith, B. D. (1997), 'Capital market imperfections, international credit markets, and nonconvergence', *Journal of Economic Theory* **73**(2), 335–364.
- Chen, S. & Ravallion, M. (2010), 'The developing world is poorer than we thought, but no less successful in the fight against poverty', *The Quarterly Journal of Economics* **125**(4), 1577–1625.
- de Mello, L. R. (1997), 'Foreign direct investment in developing countries and growth: A selective survey', *Journal of Development Studies* **34**(1), 1–34.
- Galor, O. & Zeira, J. (1993), 'Income distribution and macroeconomics', *Review of Economic Studies* **60**(1), 35–52.
- Gertler, M. & Rogoff, K. (1990), 'North-south lending and endogenous domestic capital market inefficiencies', *Journal of Monetary Economics* **26**(2), 245–266.
- Grossman, G. (1984), 'International trade, foreign investment, and the formation of the entrepreneurial class', *American Economic Review* **74**(4), 605–614.
- Harrison, A. & Rodriguez-Clare, A. (2009), Trade, foreign investment, and industrial policy for developing countries, NBER Working Papers 15261, National Bureau of Economic Research, Inc.
- Herzer, D. (2012), 'How does foreign direct investment really affect developing countries' growth?', *Review of International Economics* **20**(2), 396–414.
URL: <http://dx.doi.org/10.1111/j.1467-9396.2012.01029.x>

- Ju, J. & Wei, S.-J. (2010), ‘Domestic institutions and the bypass effect of financial globalization’, *American Economic Journal: Economic Policy* **2**(4), 173–204.
- Kose, A., Prasad, E., Rogoff, K. S. & Wei, S.-J. (2009), ‘Financial globalization: A reappraisal’, *IMF Staff Papers* **56**(1), 8–62.
- Lucas, Robert E, J. (1990), ‘Why doesn’t capital flow from rich to poor countries?’, *American Economic Review* **80**(2), 92–96.
- Mankiw, N., Romer, D. & Weil, D. (1992), ‘A contribution to the empirics of economic growth’, *Quarterly Journal of Economics* **107**, 407–437.
- Matsuyama, K. (2004), ‘Financial market globalization, symmetry-breaking and endogenous inequality of nations’, *Econometrica* **72**(3), 853–884.
- Matsuyama, K. (2011), ‘Imperfect credit markets, household wealth distribution, and development’, *Annual Review of Economics* **3**, 339–362.
- Prasad, E., Kose, A., Rogoff, K. S. & Wei, S.-J. (2007), *Financial Globalization, Growth and Volatility in Developing Countries*, pp. 457–516.
- Reis, A. B. (2001), ‘On the welfare effects of foreign investment’, *Journal of International Economics* **54**(2), 411 – 427.
- URL:** <http://www.sciencedirect.com/science/article/pii/S0022199600001008>

A Proof of Lemma 1

We want to show under which conditions the income of lenders, ${}^L I_{t+1}^i = r_{t+1}sI_t^i + w(k_{t+1})$, is increasing over time.

Dropping the individual index for readability, this condition is given by $w_t + r_t s I_{t-1} > I_{t-1} \forall t$. Rearranging yields:

$$I_{t-1}^2 - \frac{1 + sw_t - s\lambda f'(k_t)}{s} I_{t-1} + \frac{w_t}{s} > 0 \quad (20)$$

The LHS is an upward opened parabola. Solving for its zeros yields

$$I_{t-1;1,2} = \frac{1 + sw_t - s\lambda f'(k_t)}{2s} \pm \sqrt{\left(\frac{1 + sw_t - s\lambda f'(k_t)}{2s}\right)^2 - \frac{w_t}{s}} \quad (21)$$

Now, we have to make some case distinctions:

a) For $\left(\frac{1+sw_t-s\lambda f'(k_t)}{2s}\right)^2 < \frac{w_t}{s}$, this has no solutions. Therefore for all I_{t-1} , The LHS of (20) is positive and Income is unambiguously increasing.

b) If, now $\left(\frac{1+sw_t-s\lambda f'(k_t)}{2s}\right)^2 > \frac{w_t}{s}$ holds, such that (21) has two solutions, two cases may occur:

i) $1 + sw_t - s\lambda f'(k_t) < 0$. This is the case if the marginal product of capital is high and the wage rate rather low, i.e. especially likely in the beginning of the growth process. Because $\frac{w_t}{s} > 0$, both are in the negative range of I_{t-1} . Therefore, for all positive values of I_{t-1} , condition (20) still holds, and income is further increasing (Note, that first period income is always positive). ii) If $1 + sw_t - s\lambda f'(k_t) > 0$, the zeros are in the positive range of I_{t-1} , such that for some incomes in between, we may have a decreasing income. Note, that this is the case only if the wage rate is sufficiently high compared to the return to physical capital, i.e. this would in any case only occur towards the end of the growth process.

We can see that, with the evolution of the return to capital throughout the growth process, the likelihood runs from case b)i) to case a) to case b)ii). Note also, that even in the last case, if income is already sufficiently high (i.e. greater than the solutions to (21), it will further increase anyway. However, to avoid taxoconomical exposition, we can easily assume that even in the steady state, where (20) is most likely not to hold, it will still hold, i.e. we assume:

If

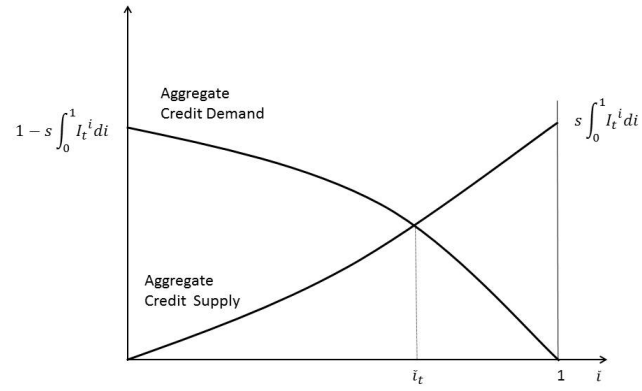
$$1 + sw^* - s\lambda f'(k^*) > 0$$

then

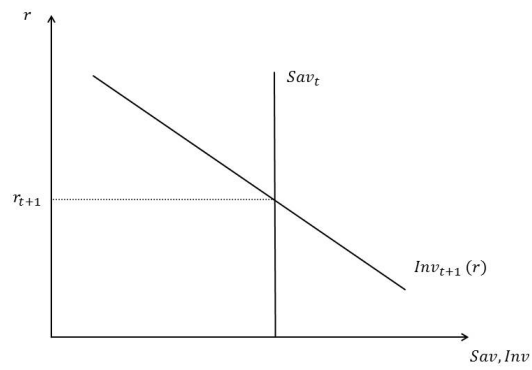
$$\left(\frac{1 + sw^* - s\lambda f'(k^*)}{2s} \right)^2 < \frac{w^*}{s}$$

In words, this is equivalent to assuming that the return to investment in physical capital is still sufficiently high throughout the growth process up to the steady state.

B Figures



(a)



(b)

Figure 1: Credit market equilibrium

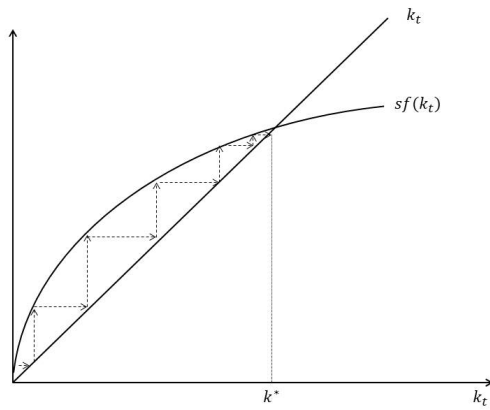


Figure 2: Autarky Dynamics

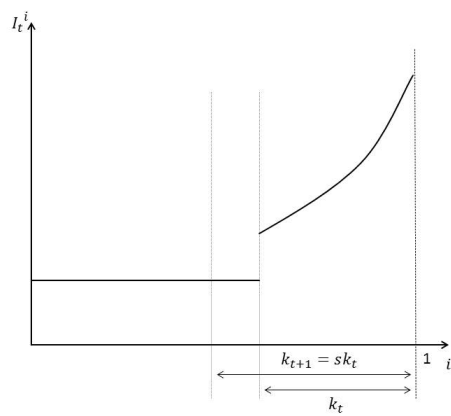


Figure 3: Autarky Transition

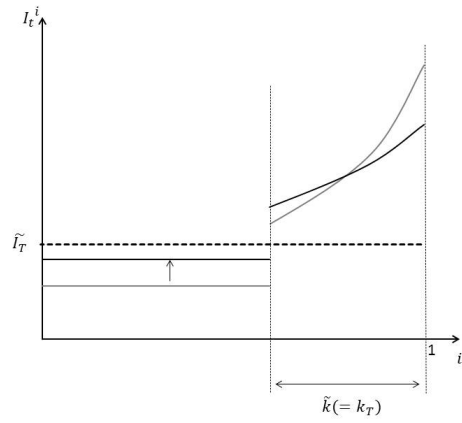


Figure 4: An Economy opening up

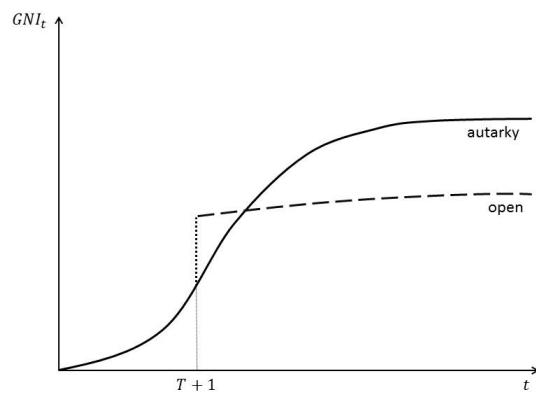


Figure 5: Timepath of GNI