

Ursuinu, Nicolae-Gabriel; Drăghici, Manea

**Conference Paper**

## The evolution of accommodation capacity of agotourist guesthouses in the period 2005-20011 in the Neamț County - Romania

**Provided in Cooperation with:**

The Research Institute for Agriculture Economy and Rural Development (ICEADR), Bucharest

*Suggested Citation:* Ursuinu, Nicolae-Gabriel; Drăghici, Manea (2012) : The evolution of accommodation capacity of agotourist guesthouses in the period 2005-20011 in the Neamț County - Romania, In: Agrarian Economy and Rural Development - Realities and Perspectives for Romania. 3rd Edition of the International Symposium, October 2012, Bucharest, The Research Institute for Agricultural Economy and Rural Development (ICEADR), Bucharest, pp. 379-382

This Version is available at:

<https://hdl.handle.net/10419/76822>

**Standard-Nutzungsbedingungen:**

Die Dokumente auf EconStor dürfen zu eigenen wissenschaftlichen Zwecken und zum Privatgebrauch gespeichert und kopiert werden.

Sie dürfen die Dokumente nicht für öffentliche oder kommerzielle Zwecke vervielfältigen, öffentlich ausstellen, öffentlich zugänglich machen, vertreiben oder anderweitig nutzen.

Sofern die Verfasser die Dokumente unter Open-Content-Lizenzen (insbesondere CC-Lizenzen) zur Verfügung gestellt haben sollten, gelten abweichend von diesen Nutzungsbedingungen die in der dort genannten Lizenz gewährten Nutzungsrechte.

**Terms of use:**

*Documents in EconStor may be saved and copied for your personal and scholarly purposes.*

*You are not to copy documents for public or commercial purposes, to exhibit the documents publicly, to make them publicly available on the internet, or to distribute or otherwise use the documents in public.*

*If the documents have been made available under an Open Content Licence (especially Creative Commons Licences), you may exercise further usage rights as specified in the indicated licence.*

# THE EVOLUTION OF ACCOMMODATION CAPACITY OF AGOTOURIST GUESTHOUSES IN THE PERIOD 2005-2011 IN THE NEAMŢ COUNTY - ROMANIA

URSUIANU NICOLAE-GABRIEL<sup>1</sup>, DRĂGHICI MANEA<sup>2</sup>

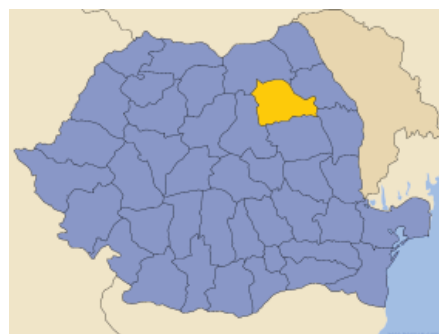
## Abstract

*This paper considers the analysis and development capacity of tourist accommodation among agro tourist guesthouses in Neamţ County during 2005-2011. There were taken into account and analyzed indicators such as agro tourist guesthouses in the total accommodation structures, available capacity within agro tourist guesthouses in the total accommodation structure (in number of seats), accommodation capacity in operation in agro tourist guesthouses in all structures of accommodation in Neamţ County (expressed in number of seats-days). Thus it appears that during 2005-2011 the highest rate of agro tourist guesthouses was in 2009 where from the total of 187 accommodation units agro tourist guesthouses had a total of 115 respectively 61.49%; the existing accommodation capacity within agro tourist guesthouses in the total accommodation structures in Neamţ County during 2005-2011 (expressed in number of seats) has also peaked in 2009 through a number of 1709 agro tourist guesthouses from a total of 5446 accommodation structures; the highest value in the number of places-days within agro tourist guesthouses is met in 2009 where from a total number of 1,563,148 seats-days in the county, agro tourist guesthouses represented 30.12% of these namely 470,885. There are analyzed the ways of implementing the local Plan for sustainable development of Neamţ County for 2007-2013.*

**Key words:** tourism, agro tourist guesthouses, Neamţ County, annual growth rate.

## INTRODUCTION

Neamţ County is located in the northeastern part of Romania and is a part of the North-Eastern development region of the country with a total land area of 5.896 sq km (representing 2.47% of total country land). County has a huge tourism potential characterized by geographically diverse landscape that attracts thousands of visitors every year, the varied landscape that includes altitudes from the plains to the mountain, through dense river network, but also features a rare ethnographic and folklore Beauty, natural and human tourism resources the latter contributing to increasing the number of tourists each year [1]. With regard to tourism and agro tourism development, an important role in Neamţ County is occupied by tourist accommodation capacity in rural areas, represented by agro tourist guesthouses [2]. In this respect, the present study is an analysis of tourist accommodation capacity in agro tourist guesthouses during 2005-2011 within the Neamţ County in order to highlight the effectiveness it has in the development of tourism and agro tourism in this part of Romania [3].



## MATERIAL AND METHODS

The following indicators were used: total number of tourist accommodation structures in Neamţ County during 2005-2011, the total number of agro tourist guesthouses in the total tourist accommodation structures, accommodation capacity expressed in number of seats both for Neamţ County and in tourist guesthouses, accommodation capacity expressed in number of seats within

<sup>1</sup> University of Agronomic Sciences and Veterinary Medicine, Bucharest, Bd. Mărăşti nr. 59, sector 1, 011464, Bucureşti, România, Telefon: +40 0766 305 400, e-mail: gabriel.ursuianu@yahoo.com

<sup>2</sup> University of Agronomic Sciences and Veterinary Medicine, Bucharest Bd. Mărăşti nr. 59, sector 1, 011464, Bucureşti, România, Telefon: +40 21 318 25 64/232, Fax: + 40 21318 28 88, e-mail: [dmprofesor@hotmail.com](mailto:dmprofesor@hotmail.com)

agro tourist guesthouses in the total of accommodation structures in the Neamț County during 2005-2011. The average annual growth rate was also calculated,  $r = \sqrt[n]{\prod (p_1/p_0) - 1}$ ; where:  $\prod p_1/p_0$  = chain growth indicators [4]. The analyzed period was 2005-2011 and the data were collected from the Neamț County Statistical Summary 2011 edition, statistically processed and interpreted on the ways to implement sustainable local development plan for 2007-2013 in Neamț County.

## RESULTS AND DISCUSSIONS

In the analyzed period, i.e. 2005-2011, on the number of agro tourist guesthouses in the total accommodation in Neamț County, the highest rate in the number of guesthouses was registered in 2009 of 61.49% where of the total of 187 accommodation units, agro tourist guesthouses included a number of 115. In contrast, the lowest share of the total accommodation structures in the county was registered in 2005 where 42 of 94 accommodation structures consisted of 44.68% of agro tourist guesthouses. Average annual growth for agro tourist guesthouses had a value of 16.10% (table no. 1).

**Table no. 1: Number of agro tourist guesthouses in total accommodation structures in Neamț County during 2005-2011**

Specifications	2005	2006	2007	2008	2009	2010	2011	Rate (%)
Total in Neamț County	94	109	122	128	187	186	163	11,07
Of which: agrotourist guesthouses	42	54	63	69	115	106	88	16,10

Source: Tourism Breviary of Neamț County 2011 – data were processed

In figure no. 1 can be observed the evolution of accommodation structures in all the County and also the evolution of agro tourist guesthouses for the period 2005-2011.

**Figure no. 1: The evolution of accommodation structures in the Neamț County and the number of agro tourist guesthouses during 2005-2011**

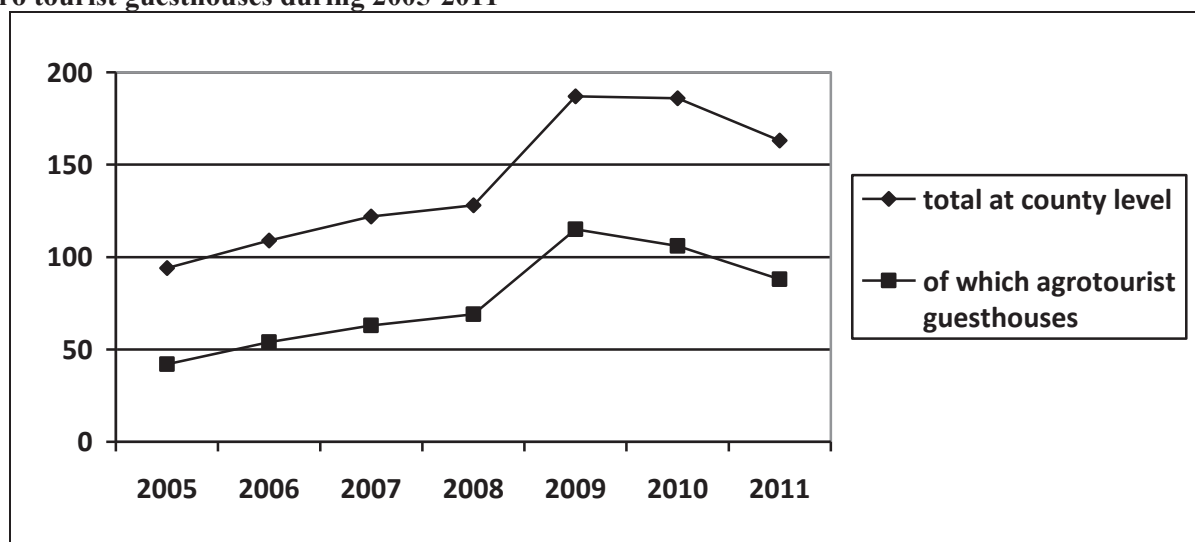


Table. 2 shows for the period 2005-2011, the accommodation capacity in the Neamț County of agrotourist guesthouses in all accommodation structures at the county level expressed in number of seats. The highest figure of agrotourist guesthouses is met in 2009, of 1709 in a total of 5446 accommodation structures at the county level. It was also calculated the average annual increase

rate and for the agrotourist guesthouses, this recorded a value of 17.75% while for the Neamț County it was much smaller with a value of 4.11%.

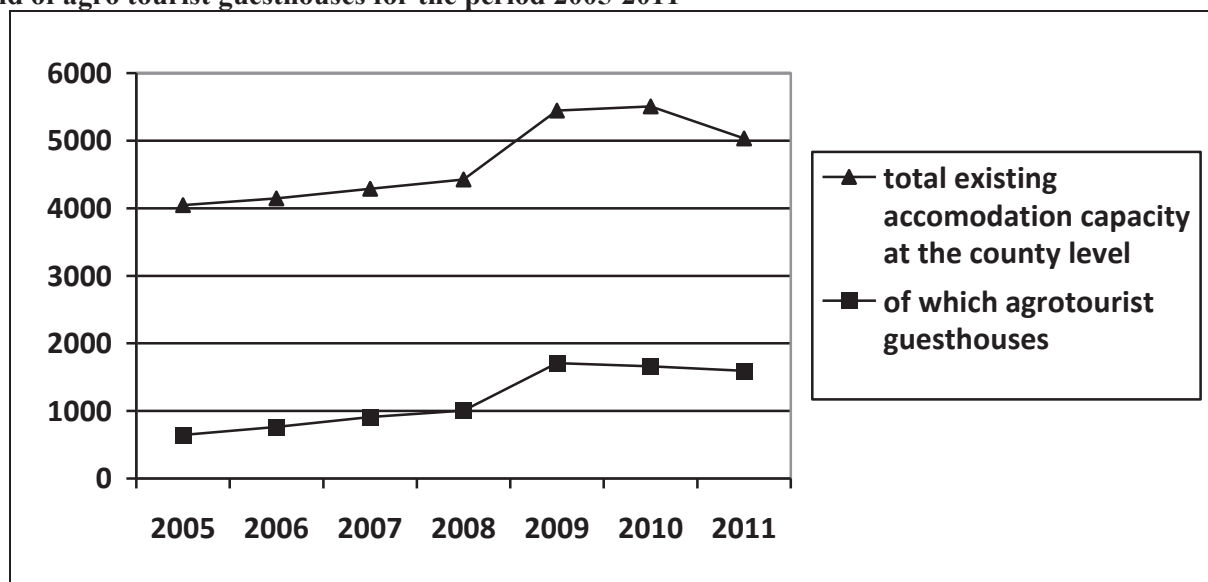
**Table no. 2: Operating accommodation capacity for agro tourist guesthouses in the total accommodation structures in Neamț County during 2005-2011 (expressed in number of seats)**

Name	2005	2006	2007	2008	2009	2010	2011	Rate (%)
Total in Neamț County	4045	4145	4289	4424	5446	5506	5033	4,11
Of which: agrotourist guesthouses	645	766	909	1005	1709	1659	1594	17,75

Source: Tourism Breviary of Neamț County 2011 – data were processed

In figure no. 2 we can see the evolution that the existing accommodation capacity had for the Neamț County expressed in number of seats as well as the evolution of agrotourist guesthouses for the analyzed period 2005-2011.

**Figure no. 2: Evolution of accommodation capacity in Neamț County expressed in number of seats and of agro tourist guesthouses for the period 2005-2011**



In table below (no. 3) can be seen evolution of operating accommodation capacity for agrotourist guesthouses in the total accommodation structures in the Neamț County during 2005-2011 (expressed in number of seats-days). The highest values were recorded in 2009 where from a total of 1.563.148 number of seats-days at the county level, agrotourist guesthouses represented 30,12% of this, namely 470.885. The average annual growth calculated for the two situations has recorded a value of 3,59% at the county level while for the agrotourist guesthouses it reached 26,30%.

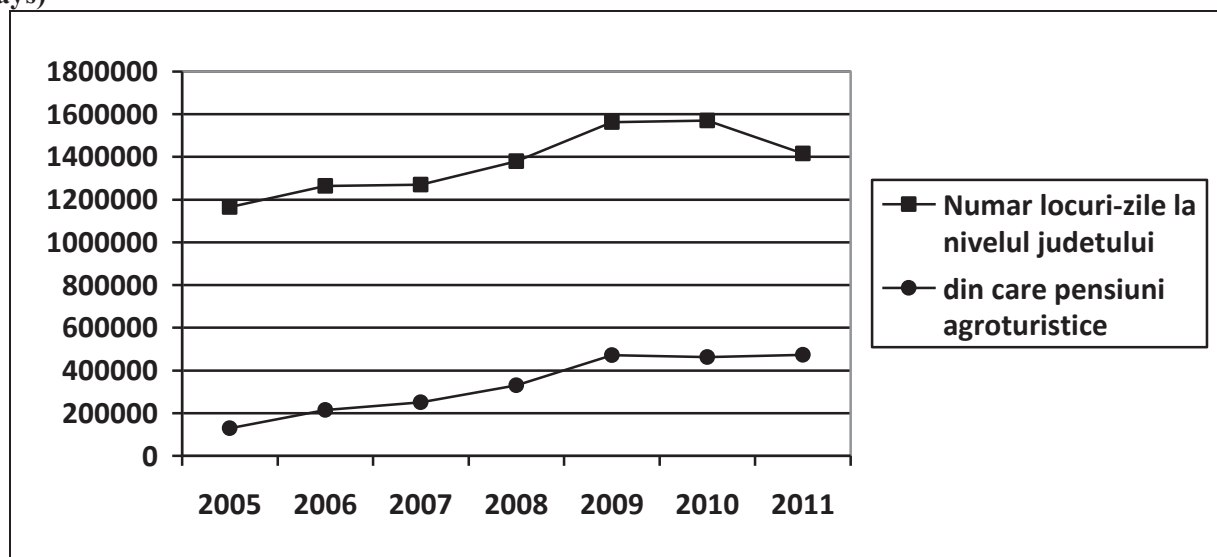
**Table no. 3: Operating accommodation capacity for agrotourist guesthouses in the total accommodation structures in Neamț County during 2005-2011 (expressed in number of seats-days)**

Name	2005	2006	2007	2008	2009	2010	2011	Rate (%)
Total in Neamț County	1.164.661	1.263.552	1.269.877	1.379.014	1.563.148	1.570.397	1.415.637	3,59
Of which: agrotourist guesthouses	129.102	214.113	250.351	330.257	470.885	462.532	473.296	26,30

Source: Tourism Breviary of Neamț County 2011 – data were processed

In the figure below (no.3) we can observe the evolution of operating accommodation capacity for the agrotourist guesthouses in the total accommodation structure in the Neamț County during 2005-2011 (expressed in number of seats-days).

**Figure no. 3: Evolution of operational accommodation capacity for agrotourist guesthouses in the total accommodation structure in Neamț County during 2005-2011 (expressed in number of seats-days)**



## CONCLUSIONS

1. Evolution of accommodation structures at the county level and the evolution of agro tourist guesthouses for the period 2005-2011 reached its highest value of 115 agro tourist guesthouses in 2009 representing 61.49% of the total of 187 accommodation units in the county.

2. Analysis reveals that the largest number of existing accommodation capacity of agro tourist guesthouses in the total of accommodation in Neamț County during 2005-2011 (expressed in number of seats) was found in 2009 where from a total of 5446 accommodation units at the county level, the guesthouses occupied 1709 number-seats, with an annual growth rate of 17.75% for the period 2005-2011.

3. The highest values in terms of accommodation in operation capacity for agro tourist guesthouses of all accommodation structures in the Neamț County for the period 2005-2011 (expressed in number of seats-days) was recorded in the year 2009, where from a total of 1,563,148 number of seats-days in the county, the agro tourist guesthouses represented 30.12% of that these, namely 470,885.

## AKNOWLEDGEMENT

This work was financed by POSDRU/107/1.5/S/76888 program.

## BIBLIOGRAPHY

- [1] Ceapoiu N. Metode statistice aplicate in experientele agricole si statistice, Ed.Agro-Silvica, Bucuresti (1968)
- [2] Dan Ghinea, Enciclopedia geografică a României, Editura Enciclopedică, București (2002)
- [3] \*\*\* Planul local de dezvoltare durabilă, Consiliul județean Neamț, (2008)
- [4] \*\*\* Breviarul turistic al Județului Neamț, ediția (2011)