

Loertscher, Simon; Schneider, Yves

Working Paper

Switching costs, firm size, and market structure

Working Paper, No. 0508

Provided in Cooperation with:

Socioeconomic Institute (SOI), University of Zurich

Suggested Citation: Loertscher, Simon; Schneider, Yves (2005) : Switching costs, firm size, and market structure, Working Paper, No. 0508, University of Zurich, Socioeconomic Institute, Zurich

This Version is available at:

<https://hdl.handle.net/10419/76157>

Standard-Nutzungsbedingungen:

Die Dokumente auf EconStor dürfen zu eigenen wissenschaftlichen Zwecken und zum Privatgebrauch gespeichert und kopiert werden.

Sie dürfen die Dokumente nicht für öffentliche oder kommerzielle Zwecke vervielfältigen, öffentlich ausstellen, öffentlich zugänglich machen, vertreiben oder anderweitig nutzen.

Sofern die Verfasser die Dokumente unter Open-Content-Lizenzen (insbesondere CC-Lizenzen) zur Verfügung gestellt haben sollten, gelten abweichend von diesen Nutzungsbedingungen die in der dort genannten Lizenz gewährten Nutzungsrechte.

Terms of use:

Documents in EconStor may be saved and copied for your personal and scholarly purposes.

You are not to copy documents for public or commercial purposes, to exhibit the documents publicly, to make them publicly available on the internet, or to distribute or otherwise use the documents in public.

If the documents have been made available under an Open Content Licence (especially Creative Commons Licences), you may exercise further usage rights as specified in the indicated licence.



University of Zurich

Socioeconomic Institute
Sozialökonomisches Institut

Working Paper No. 0508

Switching Costs, Firm Size, and Market Structure

Simon Loertscher and Yves Schneider

August, 2005

Socioeconomic Institute
University of Zurich

Working Paper No. 0508

Switching Costs, Firm Size, and Market Structure

August 2005

Author's addresses Simon Loertscher
simon.loertscher@wwi.unibe.ch

Yves Schneider
yschneider@soi.unizh.ch

Publisher Sozialökonomisches Institut
Bibliothek (Working Paper)
Rämistrasse 71
CH-8006 Zürich
Phone: +41-44-634 21 37
Fax: +41-44-634 49 82
URL: www.soi.unizh.ch
E-mail: soilib@soi.unizh.ch

Switching Costs, Firm Size, and Market Structure

Simon Loertscher and Yves Schneider*

August 2005

Abstract

In many markets, homogenous goods and services are sold both by large global firms and small local firms. Surprisingly, the large firms charge, often substantially, higher prices. Examples include hotels, airlines, and coffee shops. This paper provides a parsimonious model that can account for these pricing patterns. In this model, consumers face costs when switching from one supplier to another and consumers change locations with a given positive probability. Consequently, large firms or "chain stores" insure consumers against this switching cost. The model predicts that chain stores and local stores coexist in equilibrium and that chain stores charge higher prices and yet attract more consumers than local stores. As consumer mobility increases, the profits of both local stores and chain stores increase, but the chain stores' profits increase at a faster rate.

Keywords: Firm size, switching costs, consumer mobility, market structure.

JEL-Classification: D43, L15

*Loertscher: University of Bern, Economics Department, Schanzeneckstrasse 1, CH-3012 Bern Email: simon.loertscher@vwi.unibe.ch. Schneider: Socioeconomic Institute, University of Zurich, Hottingerstrasse 10, CH-8032 Zurich. Email: yschneider@soi.unizh.ch. We want to thank Michael Breuer, Martin Everts, Sergei Koulayev, Armin Schmutzler, and seminar participants at SSES 2005 in Zurich for most valuable comments and discussions. The first author acknowledges financial support by the Swiss National Science Foundation via grant PBBE1-103015. Any errors and omissions are ours.

1 Introduction

A bus trip from New York City to Boston is a fairly homogenous good. It takes about four hours and twenty minutes and costs US\$55 at the Greyhound/Peter Pan desk and US\$15 at the Fung-Wah desk.¹ Similarly, a big cup of milk coffee in the Big Cup Café on 8th Avenue in Manhattan costs US\$3.60, while the largest cup of café latte in the Starbucks café on the other side of the avenue is sold at US\$4.90.² Most strikingly perhaps, the airfare for a return flight from Berlin to Cologne-Bonn costs Euro 395 if one flies with Lufthansa and Euro 53 if one travels with German Wings.³

What is the common feature of these three pricing patterns? First, arguably homogenous goods are sold at, sometimes substantially, different prices. Second, one of the sellers is a large firm that is more or less globally active and known by almost every potential consumer, while the other seller is a small local firm that is most probably only known by customers familiar with the locality. Third, the large firm charges the high price.

The purpose of this paper is to provide a parsimonious model that explains pricing patterns such as these. As the larger firms sell at higher prices, it is clear from the outset that economies of scale *cannot* explain

¹Prices are as of May 2005. If one buys the tickets online, one pays US\$28-35 with Greyhound/Peter Pan and US\$15 with Fung-Wah. Greyhound/Peter Pan trips begin in Midtown Manhattan on 42nd street, while Fung-Wah trips start in Chinatown in Manhattan on Canal street. Both trips end at Boston South station.

²Both cafés are between 21st and 22nd street. Prices are as of spring 2005. The Big Cup Café attracts mainly people from the gay and lesbian community, so one might argue that reduced willingness to pay of heterosexuals is a reason why Big Cup's prices are lower. There are two counterarguments. First, both cafés are in the heart of the gay community in Chelsea, so more or less the same issue arises for the Starbucks Café vis-à-vis. Second, there are other services (like free wireless internet) provided by Big Cup that may at least partially offset any other discomfort felt by some customers.

³Sources: www.lufthansa.de and www.germanwings.com. We choose return flights because these are cheaper than one-way tickets for major carriers such as Lufthansa. The price of the German Wings return ticket is the sum of two one-way tickets. The date of booking was July 21, 2005. Lufthansa's airport in Berlin is Tegel, while German Wings flies from and to Berlin Schönefeld. For an outbound flight from Berlin to Cologne-Bonn, we arbitrarily chose July 28 round 8 a.m. For the return flight, we chose August, 1, round 7 p.m. Though the price differences vary as a function of various factors such as date and flexibility, there can be little doubt that German Wings is substantially cheaper than Lufthansa.

these patterns. What seems to be at work here is a non-convexity in the consumption technology. Potential customers of local firms must first learn about the existence of the local provider. Once they know this, they have to experiment whether the goods and services provided by the local store suit their preferences, and eventually have to learn how to best consume these. If this type of search and experimentation is costly, buying from a new provider involves a sort of set-up cost. Thus, these set-up costs are a kind of switching costs.

Of course, the same is true for new customers of global firms, or chain stores, as we call them. The twist, though, is that if customers are mobile and consume repeatedly, they have to incur the set-up cost only once when buying from the chain store, whereas these costs have to be borne each time they buy from another local store. Moving from one location to the other with an exogenous probability, consumers cannot always buy from the same local firm. Consequently, they risk to incur the set-up costs anew when first buying from a local firm. Since chain stores help consumers save switching costs, they may be able to charge higher prices and yet to attract more customers than do local firms.

Put in a nutshell, this is the explanation our paper suggests. So as to back up the intuition just outlined, we develop the following model. Consumers are located in two identical cities and live for two periods. With a given probability, they move from one city to the other after the first period. In each period, they can either buy from a local store or from a chain store, which both supply the same good. Before they buy from a given store for the first time, each consumer incurs a set-up cost. While all consumers value the good in the same way and face the same probability of moving, they are heterogenous with respect to the switching costs. We show that in the unique equilibrium, both types of stores are active. The chain store charges a higher price and attracts more consumers than do local stores. Low switching cost consumers buy from the local stores and high switching costs consumers buy from the chain store. Moreover, the relative profitability of the chain store increases as consumers become more mobile.

The remainder of the paper is structured as follows. The next section relates the paper to the existing literature. Section 3 introduces the model. Section 4 analyzes the benchmark case with two local monopolies, while section 5 derives the unique equilibrium for the market structure with two local stores competing with a chain. Section 6 then shows that the market structure with a local store in each city and a chain store active in both cities is the unique stable market structure if there is a small, positive entry cost. Section 7 concludes.

2 Related Literature

To the best of our knowledge, the idea that larger firms may gain more customers while charging higher prices than smaller firms merely because of consumers' switching costs has not been fully recognized in the previous formal literature.⁴ For example, Stahl (1982) notes that a merger of local stores to a chain store "appears exclusively connected to the input side of the retailing activity, that is, to the exhaustion of economies of scale in purchasing and distributing inputs."

Switching costs as understood in this paper are a short-cut to search and experimentation costs à la Nelson (1970), where consumers have to search and experiment so as to find their most preferred good. Insofar as our model does not allow for dynamic price competition, it is in some contrast to a part of the switching cost literature. For example, Klemperer (1987, 1995)'s major concern is with the dynamic aspects of price competition when consumers are locked in with their supplier due to switching costs, so that sellers are tempted to use 'bargains followed by ripoffs'- pricing schemes (Farrell and Klemperer, 2004). However, our approach is perfectly in line with von Weizsäcker (1984), whom we follow by assuming that firms do not set different prices over time.

Two papers that deal with search costs but are not concerned with

⁴For a non-formal argument that goes along with the main idea of our paper, see McAfee (2002, ch.4).

switching costs are Stahl (1982) and Wolinsky (1983). Stahl illustrates how a model of demand externalities creates a similar agglomeration effect. Wolinsky presents a model where imperfect information creates the need to search for a suitable buy, leading firms to cluster at one location in order to reduce search costs.

Baye and Morgan (2001) provide a model with equilibrium dispersion of publicized prices, which arise because some consumers decide not to pay the fee required to become informed about prices.⁵ Insofar as in our model high switching cost consumers prefer paying higher prices to bearing the switching cost, this is very similar to our model. In the model of Baye and Morgan, though, the high and low priced firms are not determined ex ante because the price dispersion stems from a mixed strategy equilibrium. Consequently, in their model firm size does not matter.

Because chain stores are physically differentiated from local stores in that they are active in more locations than local stores, the paper also relates to the product differentiation literature initiated by Hotelling (1929). Janssen et al. (2003) study competition between two firms with multiple outlets (chain stores) on the Salop (1979) circle, where firms sell differentiated products to heterogeneous consumers. In their model, outlets from the same chain are homogeneous but outlets across chains are heterogeneous. Whereas Janssen et al. (2003) are concerned with location and pricing decisions of two chains, we are interested in the effect of homogeneity of outlets from the same chain on consumer choice if alternatively they can buy from heterogeneous single outlet firms.

Aside from explaining the above mentioned price patterns, our model also provides a simple explanation for the remarkable asymmetry in firms size as observed, e.g., in the retail and hotel industries because our model predicts the local stores' market share is at most one third in equilibrium.⁶

⁵For empirical evidence, see Baye et al. (2004).

⁶For retailing, see, e.g., Bagwell and Ramey (1994), Bagwell et al. (1997), Dinlersoz (2004) or www.stores.org. According to the last source the sales of Wal-Mart, the largest retailer in the U.S., were approximately four times as large as those of the second ranked Home Depot in 2003. For the hotel industry, Michael and Moore (1995) report that 39

For alternative explanations for such asymmetries, see, e.g., Besanko and Doraszelski (2004), Athey and Schmutzler (2001), Bagwell et al. (1997) and Hausman and Leibtag (2004).

3 The Model

There are two cities E (East) and W (West), each hosting one unit of risk neutral consumers. Firms sell a homogenous product and each consumer is assumed to bear exogenously given switching costs $s \in [0, \sigma]$ prior to buying the good for the first time in any given type of store. The timing of events is as illustrated in Figure 1. After firms choose their prices at date zero, each consumer observes the prices in his home city. Consumers then decide at $t = 1$ from which firm to buy the good. At the intermediate stage, each consumer moves to the other city with an exogenously given probability $\alpha \in (0, 1)$. Throughout it is assumed that consumers and firms know this probability but that ex ante neither firms nor consumers know whether a particular consumer will move between period one and two. Consumers who move to the other city then learn the prices prevalent in this city.⁷ At date two, regardless of whether the consumer still is in the same city or not, he decides again from which firm to buy the good or whether not to buy at all. For simplicity, there is no discounting of future payoffs.

Though for the purpose of a consistent illustration, we stick to the literal two-city interpretation, the basic framework also applies to many other situations. For example, if consumers commute within a metropolitan area, customers of retailers will face problems that are very similar to those in the two-city interpretation. On the other hand, it is also clear that only the literal interpretation is appropriate for hotel chains.⁸

percent of all sales are accounted for by franchise chains.

⁷For simplicity, we assume that all consumers learn all prices in period two. But this is clearly without any loss since the period two decisions of consumers who do not move are not affected by the price of the local store in the other city.

⁸An additional or alternative interpretation is that α is the probability of a preference shock for related goods, say, cosmetics. A chain store or brand like, e.g., NIVEA, can then insure consumers against the cost of switching by offering several cosmetic products.

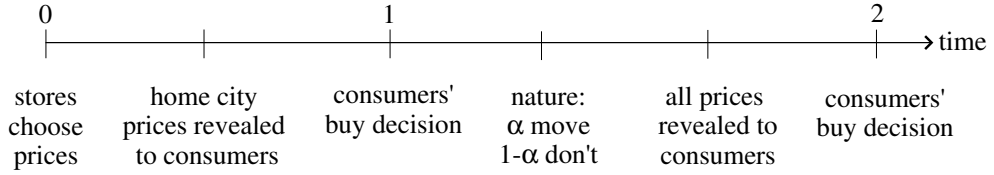


Figure 1: Time line.

3.1 Interpretation of Switching Costs

The switching costs considered in this paper have the interpretation of a fixed cost of consumption. This is easily understood if one considers two different supermarkets, each of whom sells a set of products (or brands) that at most partially overlaps with those sold by its competitor. Assume also that each consumer can find his optimal consumption bundle in either one of the two supermarkets, but that finding or putting together this consumption bundle involves a fix cost $s > 0$, which may be due to time spent searching for the products or to the (opportunity) cost of experimenting with different products.⁹ If a consumer has invested s for one of the two supermarkets, he will no longer be indifferent between the two supermarkets though he would have been indifferent between the two ex ante. Thus, the fix cost s is equivalent to a switching cost.

A similar reasoning applies in the case of hotels, although for hotels, search costs for customers do typically not accrue when searching within a given establishment but when searching across different hotels in a given city. So as to minimize search costs, a consumer who has found a suitable hotel that is part of a chain in one city may want to go to a hotel belonging to the same chain when staying in another city.

⁹Note that though consumers are modelled as homogenous with respect to utility generated by consumption, this is without loss since the only thing that matters is that absent switching costs, each consumer is indifferent between two different sellers if they set the same price.

Viewing switching costs in this way also motivates the informational assumption of the model. If consumers do not know what kind of stores to expect in a yet unfamiliar city, they are quite probably also uncertain about the prices prevailing in this city. Therefore, consumers only learn all prices in the other city after moving to this city. However, if a chain store is present in their home city as well as in the other city, consumers know exactly what prices to expect at the chain store in the other city. A consumer deciding whether to buy at the local or chain store at $t = 1$ thus knows the local store's price in his home city and the chain store's price charged in both cities. He is, however, uncertain about the price of the local store in the other city.

3.2 Consumers

There is a continuum of consumers with heterogenous switching costs. Consumers' switching costs s are uniformly distributed on $[0, \sigma]$, so that the density is $f(s) = \frac{1}{\sigma}$ for $0 \leq s \leq \sigma$ and zero otherwise. The probability $\alpha \in (0, 1)$ of moving to the other city in period two is independent of type s . Consumers decide at $t = 1$ and $t = 2$ whether to buy one unit of the good, thereby generating gross utility $u > \sigma$ or not to buy, in which case they get zero utility. A consumer who buys twice from the same store at price p has net utility of $(u - p - s) + (u - p)$, while a consumer who buys from two different stores at prices p' and p'' gets a net utility of $(u - p' - s) + (u - p'' - s)$.

3.3 Firms

All firms have constant unit costs of production, which are normalized to zero. This simplifying assumption allows to disentangle the effects of consumer mobility and switching costs from the effects of increasing returns to scale. We assume also that firms are committed to charge the same prices in both periods. There are several possible and plausible justifications for this assumption. First, period length may simply be too short to make changing prices worthwhile. For example, if consumers commute and shop at different locations in a metropolitan area on a daily basis, then changing

prices from day to day will probably not be optimal for retailers.¹⁰ Second, though this is not part of the present paper, one can imagine a dynamic game where the number of newcomers in every period is sufficiently large, so that the bargain-and-rip-off strategy of low initial and high second period prices does not pay if, as seems realistic, new and old customers cannot be distinguished (see also von Weizsäcker, 1984).¹¹ Third, for industries where chains are important the assumption of uniform prices over time seems to be more in accord with casual empirical observations than bargain-and-rip-off pricing. Finally, uniform prices make the analysis much more tractable. Though we have no definite results for the alternative with time varying prices, we do not believe that the assumption of uniform prices is in any way crucial for our main findings that chain stores are profitable because they help mobile consumers to economize switching costs.

Firms are also restricted to charge the same price in all locations. This assumption is obviously of no consequences for local stores. It is, however, restrictive for chain stores. A chain could choose a low price in one city and a high price in the other city in order to implement some kind of bargain-and-rip-off strategy. In the present model, however, a bargain-and-rip-off strategy as experienced by consumers, say, in W is also a rip-off-and-bargain strategy when viewed from the perspective of consumers in E . For the case of perfect information, no pure strategy equilibrium where the chain stores charge different prices in the two cities exists. The only pure strategy equilibrium with perfect information is in symmetric prices, but it exists only for a subset of α 's.¹²

¹⁰Clearly, this argument applies much less for hotel chains because of the arguably greater time length that elapses between purchases.

¹¹Note that old customers are very unlikely to reveal their type if as a "reward" for this they have to pay higher prices. However, if firms are patient enough, they may play alternating bargain-and-rip-off strategies in equilibrium; see Farrell and Klemperer (2004).

¹²More precisely, the pure strategy equilibrium exists only for $\alpha < 0.35$. The proof is available upon request.

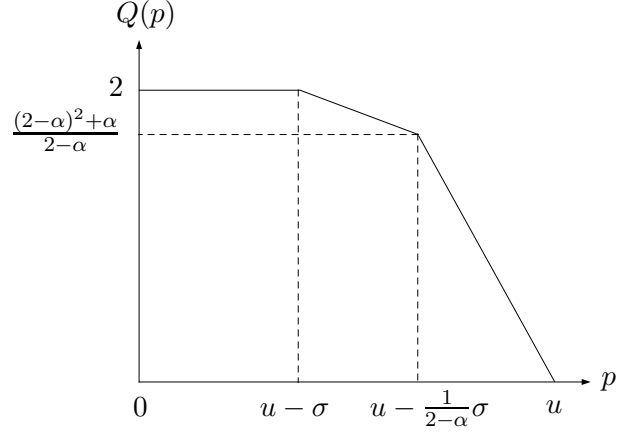


Figure 2: Demand faced by a local monopolist.

4 Local Monopolies

To set the stage for analyzing the role played by a chain store, the benchmark case of a local monopolist in each city is considered first. When there are only local stores, they cannot help consumers save switching costs. Because a consumer's decision to buy from a given store will only depend on this store's price, each store acts independently of the other one.

Consider the local store in $k \in \{E, W\}$. Throughout, we use $-k$ to denote the city other than k . A consumer s in k at $t = 1$ will choose to shop at this store if his expected net utility exceeds his switching costs, i.e., if $(2-\alpha)(u-p_k^l) - s \geq 0$. If the same consumer moves to the other city in $t = 2$, he will choose the local store in $-k$, whenever $u - p_{-k}^l \geq s$. An analogous argument applies for consumer s in $-k$. A generic local store charging price p is thus confronted with a demand function consisting of three segments. If the local stores price is very low (i.e., lower than $u - \sigma$), all consumers shop and total demand is 2, consisting of the $2 - \alpha$ consumers from the original city and the fraction α who moves over from the other city.

If price is increased, then consumers who move over shop if and only if $u - p - s > 0 \Leftrightarrow s < u - p$, while still all consumers from the original

city shop, i.e. $2 - \alpha$. This amounts to a demand of $(2 - \alpha) + \alpha(u - p)/\sigma$, where $2 - \alpha$ is overall demand from the home city and $\alpha \frac{u-p}{\sigma}$ is the mass of consumers who move and who consume.

If price is increased further, then also some consumers from the original city prefer not to shop at all. Consumers with $(2 - \alpha)(u - p) - s < 0$ do not shop at all. Total demand then amounts to $(2 - \alpha)(2 - \alpha)(u - p)/\sigma + \alpha(u - p)/\sigma$. In sum, the local store faces demand $Q(p)$ with

$$Q(p) = \begin{cases} 2 & p \leq u - \sigma \\ 2 - \alpha + \alpha \frac{u-p}{\sigma} & u - \sigma < p \leq u - \frac{1}{2-\alpha}\sigma \\ [(2 - \alpha)^2 + \alpha] \frac{u-p}{\sigma} & u - \frac{1}{2-\alpha}\sigma < p \leq u \end{cases} \quad (1)$$

Figure 2 provides an illustration. Optimal price is obtained by piecewise maximizing $pQ(p)$.

First note that optimal price will never be lower than $u - \sigma$. Otherwise the local store could increase its price without losing any customers. Consider next the second segment of demand which applies for prices $u - \sigma < p \leq u - \frac{1}{2-\alpha}\sigma$. It is easy to see that the price elasticity of demand (defined negatively) is always greater than minus one if $\frac{u}{\sigma} < \frac{2(2-\alpha)+\alpha^2}{\alpha(2-\alpha)}$.¹³ In this case, the local store always prefers a higher price, thus driving price up to the upper bound of this segment, yielding

$$\hat{p} = u - \frac{1}{2 - \alpha}\sigma$$

as optimal price and $Q(\hat{p}) = \frac{(2-\alpha)^2+\alpha}{2-\alpha}$ as quantity demanded.

If the elasticity of demand is always smaller than minus one,¹⁴ i.e., if $\frac{u}{\sigma} < \frac{2+\alpha}{\alpha}$, then price will be lowered until the lower bound for this segment, $u - \sigma$, is reached. For values of $\frac{u}{\sigma}$ in between these two threshold values, optimal price is given by the first order condition from maximizing profit,

¹³The elasticity is $-\frac{\alpha}{\sigma} \frac{p}{2-\alpha+\alpha \frac{u-p}{\sigma}}$, which is bigger than -1 if and only if $u > 2p - \frac{\sigma}{\alpha}(2-\alpha)$. Since p is at most $u - \frac{1}{2-\alpha}\sigma$, the right-hand side is not greater than $2u - (\frac{2}{2-\alpha} + (2-\alpha))\sigma$. Re-arranging and simplifying yields the condition in the text.

¹⁴From the previous footnote, $-\frac{\alpha}{\sigma} \frac{p}{2-\alpha+\alpha \frac{u-p}{\sigma}} < -1 \Leftrightarrow u < 2p - \frac{\sigma}{\alpha}(2-\alpha)$. Since p is at least $u - \sigma$, the right-hand side is larger than $2(u - \sigma) - \frac{\sigma}{\alpha}(2-\alpha)$, whence the condition in the text is obtained after some re-arranging.

yielding

$$p^* = \frac{2-\alpha}{\alpha} \frac{1}{2} \sigma + \frac{1}{2} u.$$

For the third segment of $Q(p)$, the elasticity of demand is smaller than minus one if $u - \frac{1}{2-\alpha} \sigma > \frac{1}{2} u \Leftrightarrow \frac{u}{\sigma} > \frac{2}{2-\alpha}$, in which case the optimal price is as low as possible, i.e., is equal to the lower bound of the segment. Otherwise, the optimal price is given by the first order condition on this segment, yielding

$$p^* = \frac{1}{2} u.$$

Summarizing, the optimal price p^* is given by

$$p^* = \begin{cases} u - \sigma & \frac{2+\alpha}{\alpha} < \frac{u}{\sigma} \\ \frac{2-\alpha}{\alpha} \frac{1}{2} \sigma + \frac{1}{2} u & \frac{2(2-\alpha)+\alpha^2}{\alpha(2-\alpha)} < \frac{u}{\sigma} \leq \frac{2+\alpha}{\alpha} \\ u - \frac{1}{2-\alpha} \sigma & \frac{2}{2-\alpha} < \frac{u}{\sigma} \leq \frac{2(2-\alpha)+\alpha^2}{\alpha(2-\alpha)} \\ \frac{1}{2} u & 1 \leq \frac{u}{\sigma} \leq \frac{2}{2-\alpha} \end{cases} . \quad (2)$$

Welfare Given the zero-one-nature of consumption, maximal welfare with two local monopolies is achieved when all consumers buy the good in both periods. The price then only serves a distributional function, shifting rents from consumers to firms. Note, however, that the local monopolists choose a price p^* sufficiently low to induce all consumers choose to buy the good in both periods only if $\frac{u}{\sigma} > \frac{2+\alpha}{\alpha}$. In all other cases, the local monopoly creates a welfare loss. If two local stores were allowed in each city, then standard Bertrand competition would drive prices down to zero and restore the welfare optimum. But this comes at the price of zero profits for the firms involved. In Section 6 below, we discuss market structure with costly entry in more detail.

5 Two Local Stores Compete with a Chain Store

The previous section analyzed equilibrium when a local monopolist serves consumers in each city. The model is now extended by introducing a chain store that operates an outlet in each city and competes with local stores. The advantage of patronizing the chain store instead of local stores is that

consumers can economize switching costs: Even if they move to the other city, they can visit the chain store in the new city without incurring additional set-up or switching costs if they have visited it in period one.

Let p_k^l denote the price of the local store in city $k \in \{E, W\}$ and p^c the chain store's price. Remember that consumers in k observe the price of the local store in $-k$ only period two. In order to decide in period one which store to patronize, they must thus form expectations about the local store's price in $-k$. Denote by $Ep_{-k}^l(s)$ the expected price of the local store in $-k$ from the perspective of consumer s who lives in k at $t = 1$.

Since this is a dynamic game with imperfect information,¹⁵ the appropriate equilibrium concept is the one of a perfect Bayesian equilibrium (PBE). In a PBE, players beliefs are updated (where possible) using Bayes' rule. Moreover, strategies are required to be sequentially rational and beliefs and the equilibrium strategy profile must be consistent (see Gibbons, 1992, for details).

Beliefs of consumer s in k over prices of the local store in $-k$ are represented by the probability measure $\mu_k^s(p) \in [0, 1]$. Because we are concerned with pure strategies only, any equilibrium belief must put probability one on a single price p . Any other, non-degenerate distribution of beliefs cannot constitute an equilibrium since putting positive weight on at least two prices is not consistent with the firm choosing a single price, which is what a firm does in a pure strategy equilibrium. Attention can therefore be restricted to expected prices $Ep_k^l(s)$, keeping in mind that these reflect the degenerate beliefs with $\mu_k^s(Ep_k^l(s)) = 1$. Analogously, the possibility that two or more groups of consumers hold different expectations about the local store's price can be ruled out. If some group put weight on p and another one on p' , with $p \neq p'$, at most one group of consumers will have a belief that is consistent with the equilibrium strategy profile. But inconsistent beliefs are ruled out

¹⁵When consumers take their decision in $t = 1$, they do not know the prices of the local store in the other city. Hence, not all previous history of the play is known by every player, and consequently, this is a game with imperfect information; see Gibbons (1992).

by the definition of a PBE. In any pure strategy PBE, we therefore have

$$Ep_k^l = Ep_k^l(s)$$

for all s . These findings are summarized in the following lemma.

Lemma 1. *In any PBE in pure strategies all consumers s in $-k$ hold the same beliefs about the local store's price in k . These beliefs are a degenerate distribution and can be represented by the expected price Ep_k^l . Furthermore, equilibrium beliefs are correct, i.e., $Ep_k^l = p_k^l$.*

Consider next what prices firms charge in equilibrium. If all firms charge the same price, all consumers will choose to patronize the chain because it economizes on expected switching costs, thus leaving local stores with zero profits. The next lemma shows that the chain store charges a higher price than local store's in equilibrium.

Lemma 2. *$0 < p_k^l < p^c$ for $k \in \{E, W\}$ in any pure strategy equilibrium.*

Proof. Suppose that $p_k^l \geq p^c$. Then nobody in k chooses the local store in $t = 1$. In $t = 2$ new consumers arrive, who either chose the chain or local store in $-k$ at $t = 1$. Those who chose the local store in $-k$ will choose the chain in k since it is cheaper. The same reasoning applies for the chain store customers from $-k$. The consumers who were already in k in $t = 1$ all chose the chain store in $t = 1$ and will do so again in $t = 2$. In summary, with $p_k^l \geq p^c$ (assuming that everybody visits the chain in case of a tie) the local store in k will have no customers at all. The only situation where this could be part of an equilibrium is when prices are such that $p_k^l \geq p^c = 0$ because in this case (and only in this case) the local store is indifferent between having customers and having none. We now show that $p_k^l \geq p^c = 0$ cannot be an equilibrium. To see this, note that $s > 0$ for a positive measure of consumers. Consequently, the chain can make positive profits by setting a sufficiently small but positive price p^c , so that it attracts a positive measure of consumers. By setting a price somewhat smaller than p^c but still strictly positive, the local store attracts those consumers with very low switching costs, so that it realizes positive profits. Hence, $p_k^l \geq p^c$ cannot be. \square

Consumer equilibrium behavior can now be narrowed using the following two lemmas.

Lemma 3. *If consumer s in k chooses the chain in $t = 1$, then it must be true that $s > \max \{p^c - p_k^l, p^c - Ep_{-k}^l\}$.*

Proof. Consumer s prefers the chain store to local stores if

$$(u - p_k^c - s) + (1 - \alpha)(u - p^c) + \alpha(u - p^c) > (u - p_k^l - s) + (1 - \alpha)(u - p_k^l) + \alpha(u - Ep_{-k}^l - s),$$

which is equivalent to

$$s > \frac{2 - \alpha}{\alpha}(p^c - p_k^l) + (p^c - Ep_{-k}^l),$$

where the right-hand side is larger than $(p^c - p_k^l) + (p^c - Ep_{-k}^l)$. From Lemma 2 it is known that each summand is nonnegative. Hence, s must be larger than the larger of these two summands. \square

Lemma 4. *Consumer s who chooses the chain in $t = 1$ will choose the chain in $t = 2$ whether he moves or not.*

Proof. A consumer s in k choosing the chain in $t = 1$ will choose the chain again in $t = 2$ if not moved since for choosing the local store only in $t = 2$, $s < p^c - p_k^l$ would have to hold, which contradicts Lemma 3. Similarly, consumer s who moves to $-k$ in $t = 2$ would choose the local store in $-k$ only if $s < p^c - p_{-k}^l = p^c - Ep_{-k}^l$, where the equality is due to Lemma 1. But $s < p^c - p_{-k}^l = p^c - Ep_{-k}^l$ and choosing the chain in $t = 1$ is again precluded by Lemma 3. Finally, if $p^c > u$, consumer s would prefer to stay inactive in $t = 2$ when moved. But a consumer who would not buy if moved had better chosen to buy from the local store in k in $t = 1$ since by Lemma 2, this is the cheaper store. \square

Corollary 1. *Consumers do not change type of stores from $t = 1$ to $t = 2$.*

Proof. Local store customers do not switch to the chain store because $p_k^l < p^c$ is given by Lemma 2. According to Lemma 4, chain store customers never switch to local stores. \square

Due to Lemma 2, there will always be some consumers in each city choosing the local store in $t = 1$ in any equilibrium. If some consumer s_0 chooses to patronize the local store in $t = 1$, then so will any consumer with $s \in [0, s_0]$. Since according to Corollary 1, consumers do not switch the type of store between $t = 1$ and $t = 2$ and since according to Lemma 4, all consumers who choose the chain in $t = 1$ will do so again in $t = 2$, there are three strategies relevant for consumers in k :

- always patronize local stores, (l, l, l) , with payoff

$$V_{(l,l,l)}^k(s) := (2 - \alpha)(u - p_k^l) - s + \alpha(u - Ep_{-k}^l - s),$$
- patronize local store in k and patronize no store in $-k$ if moved, $(l, l, 0)$, with payoff:

$$V_{(l,l,0)}^k(s) := (2 - \alpha)(u - p_k^l) - s \text{ and}$$
- always patronize the chain store, (c, c, c) , with payoff:

$$V_{(c,c,c)}^k(s) := (2 - \alpha)(u - p^c) - s + \alpha(u - p^c) = 2(u - p^c) - s.$$

Note that if the strategy $(l, l, 0)$ is the preferred strategy for consumer s , then it must be true that $V_{(l,l,0)}^k(s) > V_{(c,c,c)}^k(s)$, i.e.,

$$(2 - \alpha)(p^c - p_k^l) > \alpha(u - p^c). \quad (3)$$

Since this condition is independent of s , no consumer at all will choose the chain store in k if it holds. Note that condition (3) can only hold in equilibrium, if $p_k^l \neq p_{-k}^l$. Otherwise, condition (3) holds for both cities and the chain has no customers at all. This can only be an equilibrium if $p_k^l = p_{-k}^l = 0$, contradicting $p_k^l \neq p_{-k}^l$.

Suppose that condition (3) does not hold. In this case the strategy to shop at the local store as long as not moved $(l, l, 0)$ is dominated by always choosing the chain store (c, c, c) . Consumers are then divided into three groups. Low switching cost consumers with $s \leq \bar{s}_k$ always choose local stores, where

$$\bar{s}_k := \frac{2 - \alpha}{\alpha}(p^c - p_k^l) + (p^c - Ep_{-k}^l). \quad (4)$$

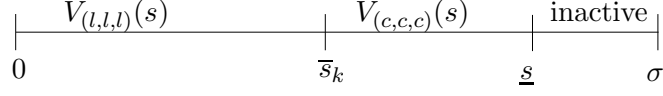


Figure 3: Partition of the set of consumers in k provided condition (3) does not hold.

Medium switching cost consumers with $s \in (\bar{s}_k, \underline{s}]$ always choose chain stores, where

$$\underline{s} := \min \{2(u - p^c), \sigma\}. \quad (5)$$

High switching cost consumers with

$$s \in [\underline{s}, \sigma]$$

do not shop at all; see Figure 3. The min-operator in (5) is necessary because the support of s is $[0, \sigma]$. Notice that the set of high switching cost consumers who do not shop can be empty. In deriving the following demand functions, it is assumed that all consumers shop, i.e., that this set is empty, implying $\underline{s} = \sigma$. Proposition 1 shows that this is indeed the case in equilibrium.

Given some prices $p_k^c \leq p^c$, and $Ep_k^l < p^c$ for both k , the local store in k thus faces the demand function

$$\begin{aligned} Q_k^l := & (2 - \alpha) \frac{1}{\sigma} \left[\frac{2 - \alpha}{\alpha} (p^c - p_k^l) + (p^c - Ep_{-k}^l) \right] \\ & + \alpha \frac{1}{\sigma} \left[\frac{2 - \alpha}{\alpha} (p^c - p_{-k}^l) + (p^c - Ep_k^l) \right]. \end{aligned} \quad (6)$$

Maximizing $Q_k^l(p_k^l)p_k^l$ with respect to p_k^l for both k yields the first order condition for the local store in k

$$0 = 4p^c - 2\alpha(2 - \alpha)Ep_{-k}^l - \alpha^2 Ep_k^l - 2(2 - \alpha)^2 p_k^l \quad \text{with } k = E, W. \quad (7)$$

A local store's best response function is

$$p_k^{l*}(Ep_k^l, Ep_{-k}^l) = \frac{4p^c - 2\alpha(2 - \alpha)Ep_{-k}^l - \alpha^2 Ep_k^l}{2(2 - \alpha)^2}. \quad (8)$$

The chain store faces demand

$$Q^c(p^c) := (2 - Q_k^l) p^c + (2 - Q_{-k}^l) p^c \quad (9)$$

and maximizes $Q^c(p^c)p^c$ with respect to p^c . Its first order condition is

$$0 = -8p^c + 2\sigma\alpha + (2 - \alpha)p_k^l + \alpha Ep_k^l + (2 - \alpha)p_{-k}^l + \alpha Ep_{-k}^l \quad (10)$$

If a PBE in pure strategies exists, then consumers' expectation about the local store's price in the other city must be correct, i.e., equilibrium prices must be a solution to

$$Ep_k^l = p_k^l \quad \text{for } k = E, W. \quad (11)$$

The three first order conditions (7) for $k = E, W$ and (10) and the two expectation consistency conditions (11) constitute a linear system of five equations in $p^c, p_k^l, p_{-k}^l, Ep_k^l$ and Ep_{-k}^l . The following proposition states that such an equilibrium exists and that it is unique.

Proposition 1. *There exists a unique PBE in pure strategies. Equilibrium prices are*

$$p^{l*} := \frac{\alpha}{(2 - \alpha)^2 + 2} \sigma \quad p^{c*} := \frac{\alpha[(2 - \alpha)^2 + 4]}{4[(2 - \alpha)^2 + 2]} \sigma$$

with $p_k^{l*} = p_{-k}^{l*} = p^{l*}$. Equilibrium quantities and profits are, respectively,

$$\begin{aligned} Q^{l*} &:= \frac{(2 - \alpha)^2}{(2 - \alpha)^2 + 2} & Q^{c*} &:= \frac{2[(2 - \alpha)^2 + 4]}{(2 - \alpha)^2 + 2} \\ \Pi^{l*} &:= \frac{\alpha(2 - \alpha)^2}{[(2 - \alpha)^2 + 2]^2} \sigma & \Pi^{c*} &:= \frac{\alpha[(2 - \alpha)^2 + 4]^2}{2[(2 - \alpha)^2 + 2]^2} \sigma, \end{aligned}$$

where $Q_k^{l*} = Q_{-k}^{l*} = Q^{l*}$ and $\Pi_k^{l*} = \Pi_{-k}^{l*} = \Pi^{l*}$.

Proof. Existence The system of five linear equations (7), (10) and (11) with $k = E, W$ has a unique solution, which is given by the prices in the proposition. At these prices, all consumers shop in both cities. We thus have $\underline{s}^* = \sigma$. Since the chain store's profit function was derived under the

assumption that $\underline{s} \equiv \min\{2(u - p^c), \sigma\} = \sigma$, it is necessary to verify whether the chain has an incentive to deviate to such a high price that $\underline{s} < \sigma$. However, this cannot be the case because when deriving the prices, too many consumers were assumed to buy from the chain store if the assumption $\underline{s} = \sigma$ does not hold. That is, we imposed a too favorable demand facing the chain store. Consequently, if under this assumption the chain does not choose a price sufficiently high to induce $\underline{s}^* < \sigma$, then it will a fortiori not choose such a high price when demand is smaller.

Next, it needs to be verified whether the chain store has an incentive to deviate to $p^c = p^{l*}$ in order to attract all consumers, leaving the local store with zero demand. If the chain store chooses price p^{l*} , it attracts Q^{l*} additional customers in each city. The additional revenue thereby generated is $p^{l*}Q^{l*}$ per city. However, in each city the chain store loses the revenue $(p^{c*} - p^{l*})(2 - Q^{l*})$ on the customers it would have attracted even without the deviation. Deviation to p^{l*} is therefore profitable if only if

$$\Delta\Pi := Q^{l*}p^{l*} - (2 - Q^{l*})(p^{c*} - p^{l*}) > 0.$$

Note that $p^{c*} - p^{l*} = \frac{(2-\alpha)^2}{4} \geq 1$ for all α , $2 - Q^{l*} = \frac{1}{2}Q^{c*}$ and $\frac{1}{2}Q^{c*} > Q^{l*}$. Therefore,

$$\Delta\Pi = p^{l*} \left[Q^{l*} - \frac{1}{2}Q^{c*} \frac{(2-\alpha)^2}{4} \right] \leq p^{l*} \left[Q^{l*} - \frac{1}{2}Q^{c*} \right] < 0.$$

Hence, it is not profitable for the chain store to deviate to p^{l*} , or to any lower price.

Alternatively, a local store could deviate to a lower price in order to push the chain store out of the market completely. Fix the chain store's and the other local store's prices at p^{c*} and p^{l*} respectively. The local store in k could then set its price so low as to make condition (3) hold. To this end it must choose price $p_k^l \leq p^D$, where p^D is such that condition (3) holds with

equality, i.e.,

$$\begin{aligned} (2 - \alpha)(p^{c*} - p^D) &= \alpha(u - p^{c*}) \\ \Leftrightarrow \\ p^D &:= \frac{2p^{c*} - \alpha u}{2 - \alpha}. \end{aligned}$$

But

$$2p^{c*} = \frac{(2 - \alpha)^2 + 4}{2(2 - \alpha)^2 + 4} \alpha \sigma < \alpha \sigma < \alpha u,$$

where the last inequality holds by assumption. Hence,

$$p^D < 0$$

follows, proving that the deviation does not pay for a local store. This completes the proof that the strategy profile and beliefs stated in the proposition constitute a PBE.

Uniqueness In deriving the above equilibrium prices, two crucial assumptions on the prevailing demand structure were made: (i) all consumers shop, i.e., $\underline{s}^* = \sigma$ and (ii) that condition (3) does not hold.

(i) Suppose that $\underline{s} \equiv \min\{2(u - p^c), \sigma\} < \sigma$. That is, the set of high switching cost consumers who do not shop at all is non-empty. Notice that this does not affect the local stores' profit functions. Consequently, their first order conditions are still given by (7). With $\underline{s} = 2(u - p^c)$, the chain store's profit function is

$$\Pi^c(p^c) = \left(2\frac{2(u - p^c)}{\sigma} - Q_k^l\right)p^c + \left(2\frac{2(u - p^c)}{\sigma} - Q_{-k}^l\right),$$

yielding the first order condition

$$0 = 4\alpha u + 2p_{-k}^l + 2p_k^l - 8\alpha p^c + \alpha E p_{-k}^l - \alpha p_k^l + \alpha E p_k^l - \alpha p_{-k}^l - 8p^c \quad (12)$$

In addition, conditions (11) have to be satisfied. Candidate equilibrium prices are given as solution to equations (7), (12) and (11). These prices are

$$\begin{aligned} \tilde{p}^l &:= \frac{2\alpha u}{6 + \alpha[(2 - \alpha)^2 + \alpha]} \\ \tilde{p}^c &:= \frac{(2 - \alpha)^2 + 4}{4} \tilde{p}^l. \end{aligned}$$

These prices, however, imply

$$\underline{s} = 2u - \frac{\alpha(\alpha^2 - 4\alpha + 8)}{\alpha^3 - 3\alpha^2 + 4\alpha + 6}u > u > \sigma,$$

where the first inequality follows because the fraction is less than one for all α and the second inequality holds by assumption. Thus, there is no equilibrium with $\underline{s} < \sigma$.

(ii) Suppose that condition (3) holds. That is, assume that the chain attracts no customers in k . If the chain neither attracts consumers in $-k$, then lowering its price is until it attracts some generates positive revenue. So, assume that the chain attracts some consumers in $-k$. Then condition (3) must not hold in $-k$, implying

$$p_{-k}^l > p_k^l. \quad (13)$$

The chain store's demand is then given by some consumers in $-k$ and by those of them who move from $-k$ to k . Total demand is thus

$$Q^c(p^c) = \frac{2}{\sigma} [\underline{s} - \bar{s}_{-k}] = \frac{2}{\sigma} \left[\underline{s} - \frac{2-\alpha}{\alpha}(p^c - p_{-k}^l) - (p^c - Ep_k^l) \right].$$

For the case $\underline{s} = \sigma$, the first order conditions from maximizing $p^c Q^c$ yields the chain store's reaction function

$$p^{c*}(p_{-k}^l, Ep_k^l) = \frac{1}{4} \left[\alpha\sigma + (2-\alpha)p_{-k}^l + \alpha Ep_k^l \right].$$

Now, condition (3) for city k requires that $2p^c > \alpha u + (2-\alpha)p_k^l$. Using $Ep_k^l = p_k^l$ and inserting $p^{c*}(p_{-k}^l, Ep_k^l)$ for p^c , condition (3) reads

$$\begin{aligned} \frac{1}{4} \left[\alpha\sigma + (2-\alpha)p_{-k}^l + \alpha p_k^l \right] &> \frac{1}{2} \left[\alpha u + (2-\alpha)p_{-k}^l \right] \\ &\Leftrightarrow \\ \alpha p_k^l &> \underbrace{\alpha(2u - \sigma)}_{>u} + (2-\alpha)p_{-k}^l &> \alpha u \end{aligned}$$

where the last inequality is due to $u > \sigma$. Condition (3) in k thus requires $p_k^l > u$. But this cannot be an equilibrium since the local store in k has no consumers in this case.

For $\underline{s} = 2(u - p^c) < \sigma$, the chain store's profit function is

$$\Pi^c(p^c) = \frac{2}{\sigma} \left[2(u - p^c) - \frac{2 - \alpha}{\alpha} (p^c - p_{-k}^l) - (p^c - Ep_k^l) \right] p^c.$$

Thus, its reaction function is

$$p^{c*}(p_{-k}^l, Ep_k^l) = \frac{1}{4(1 + \alpha)} \left[2\alpha u + (2 - \alpha)p_{-k}^l + \alpha Ep_k^l \right].$$

Proceeding as before, one gets

$$\begin{aligned} \frac{1}{4(1 + \alpha)} \left[2\alpha u + (2 - \alpha)p_{-k}^l + \alpha Ep_k^l \right] &> \frac{1}{2} \left[\alpha u + (2 - \alpha)p_{-k}^l \right] \\ &\Rightarrow \\ \frac{1}{4} \left[2\alpha u + (2 - \alpha)p_{-k}^l + \alpha Ep_k^l \right] &> \frac{1}{2} \left[\alpha u + (2 - \alpha)p_{-k}^l \right] \\ &\Leftrightarrow \\ \alpha p_k^l &> (2 - \alpha)p_{-k}^l \\ &\Leftrightarrow \\ p_k^l &> p_{-k}^l \end{aligned}$$

for condition (3). But this contradicts (13). There exists thus no equilibrium with condition (3) holding. Hence, the equilibrium is unique. \square

Discussion *Market Shares and Profits.* According to Proposition 1, the chain store's profits in each city (which are equal to half of the chain store's total profit Π^{c*}) are larger than the profits of a local store. Prices and profits of both local stores and the chain store increase in α , but Π^{c*} increases faster in α than Π^{l*} . Note also that $Q^{c*}(\alpha)$ is strictly increasing in α . It equals $8/3$ for $\alpha = 0$ and is equal to $10/3$ for $\alpha = 1$. Because equilibrium demand aggregated over both periods and both cities is four, the chain store's market coverage increase from $2/3$ to $5/6$ as α increases from zero to one.

Predicted Price Differences. The model predicts also that local stores charge lower prices than chain stores. To see this, notice that

$$p^{c*} = \frac{(2 - \alpha)^2 + 4}{4} p^{l*} > p^{l*}$$

for all α . At first sight, this may seem at odds with empirical facts if one thinks of, say, the retail industry.¹⁶ However, this indicates only that switching costs are not the only driving factor in the retail industry, where increasing returns and market power on the input side may be at least as important. On the other hand, there are other industries where observed pricing patterns are hard to understand without the factors that our model emphasizes. As mentioned at the very beginning, a local provider of bus trips from New York City to Boston is substantially cheaper than the large chain. Similarly, the regional airline German Wings offers flights that are cheaper by orders of magnitude than those of Lufthansa. Starbucks, the largest coffee house chain, is not exactly known for providing cheap coffee, though the price differences here are certainly less striking than those for bus trips or airfares. Casual empiricism in the hotel industry also suggests that large chains are by no means cheaper than local hotels offering the same quality. More importantly, though, there is also some systematic evidence that is in line with the price pattern predicted by our model from the banking industry. Ishii (2004) estimates the effect of ATM surcharges on retail banking industry structure and welfare.¹⁷ Surcharges for withdrawing cash from banks other than the one at which a customer has his or her deposit account impose a cost of switching banks to the consumer. Ishii finds that consumers prefer banks with larger ATM networks, arguably because of lower expected surcharge payments. She finds that banks with larger ATM networks pay lower interest rates on deposits, which corresponds to charging a higher price in our model.

Public Prices of Local Stores. The assumption that local stores' prices are only known locally has some consequences that are worth a brief discussion. Consider the local store in k . Differentiating its best response function (8) with respect to consumers' expectations Ep_k^l yields

$$\frac{\partial p_k^{l*}(Ep_k^l)}{\partial Ep_k^l} = -\frac{1}{2} \left(\frac{\alpha}{2-\alpha} \right)^2 < 0.$$

¹⁶See, e.g., Hausman and Leibtag (2004).

¹⁷See also Knittel and Stango (2005).

That is, the lower the expected price, the higher the optimal price of the local store in k . The reason for this is straightforward. A lower expected price implies a larger demand, and the larger demand in turn induces the local store to set a higher price. However, since in equilibrium consumers cannot be fooled, $Ep_k^l = p_k^l$ must hold, implying that a high price and low expected price are not consistent.

This behavior is reminiscent of the well known problem of the durable goods seller uncovered by Coase (1972), in which consumers' (correct) expectations of lower future prices reduce demand in the presence, as a consequence of which price in the presence is reduced as well. A durable goods seller who could commit not to lower its price in the future would make a larger profit. Very similarly, the local stores in our model could gain if they could credibly communicate their prices in both cities in period one, thereby committing themselves not to "cheat" on consumers.¹⁸

Having said that, we should emphasize that the assumption that local stores' prices are not completely public information is not only more realistic than assuming that they are known in both cities, but it is also without consequences for the qualitative predictions of our model. If we assumed instead that the prices of local stores are known in both cities in period one, the chain store would still set a higher price and make a larger profit than local stores.

¹⁸Assuming that only the local store in k communicates its price in both cities, Ep_k^l has to be replaced by p_k^l in the demand functions of the two local stores and of the chain. Everything else remains the same. Equilibrium prices then are:

$$\hat{p}_k^l = \frac{1}{2}\sigma\alpha \frac{-12\alpha + 5\alpha^2 + 8}{48 - 104\alpha + 93\alpha^2 - 40\alpha^3 + 8\alpha^4},$$

$$\hat{p}_{-k}^l = \hat{E}p_{-k}^l = \sigma\alpha \frac{4 - 6\alpha + 3\alpha^2}{48 - 104\alpha + 93\alpha^2 - 40\alpha^3 + 8\alpha^4},$$

and

$$\hat{p}^c = \sigma\alpha \frac{8 - 16\alpha + 13\alpha^2 - 5\alpha^3 + \alpha^4}{48 - 104\alpha + 93\alpha^2 - 40\alpha^3 + 8\alpha^4}.$$

It can be checked that $\hat{p}_k^l > p_k^{l*}$ holds and that equilibrium profit is larger when price is known in both cities.

6 Industry Equilibrium with Costly Entry

So far, we took market structures as given. In section 4, we analyzed the market structure with local monopolies, and in the previous section we analyzed the interplay of a chain store that competes with a local store in every city. An interesting question is whether one of these configurations is stable in the sense that all firms that are active make non-negative profits and that no additional firms have incentives to enter the market.

As has already been seen, though local monopolies make positive profits, the market structure with a local monopoly in each city is not stable because a chain can profitably enter. So as to show that the market structure of section 5 is stable, we thus have to show that no additional local store and no additional chain has an incentive to enter if this market structure prevails.

Lemma 5. *If there are two or more stores of the same type (local or chain) in a city, at least two of them charge a price of zero, and all stores of the this type make zero profits.*

Proof. Assume to the contrary that some firm makes positive profits. The only way that this can happen is that it charges a positive price. But given that this firm serves customers at a positive price, another firm of the same type will have an incentive to slightly undercut this price and get all the customers from this firm. Clearly, this race to the bottom will only stop if one of the firms charges a price equal to zero. So that a firm that charges a price of zero has no incentive to raise its price, it must be the case that another firm sets a price of zero as well. This proves the claim about equilibrium prices. As to profits, note first that all firms that charge a price of zero trivially make zero profits. Second, any firm that charges a higher price will have no customers and consequently will make zero profits, too. \square

Lemma 5 implies that the market structure with one local store in each city and one chain serving both cities is the unique market structure if entry into the industry is associated with some positive costs. Starting with no

firms at all, either a local or a chain store can profitably enter the market. If a local store enters, no other local store will enter the same city, since profits would be zero. Another local store will only enter in the other city. If there is a local store in each city, a chain can still enter profitably but, due to Lemma 5, not more than one chain will enter. Thus, we have:

Proposition 2. *With small but positive entry costs, the unique stable market structure consists of a chain store with an outlet in both cities and a local store in each city.*

Regarding welfare, this market structure only achieves second best. Since $u > \sigma$ and since there are no production costs, it is optimal that all consumers consume the good in both periods. As Proposition 1 showed, all consumers shop in equilibrium in both periods. However, some of them shop at local stores and are thus confronted with expected switching costs of $(1 + \alpha)s$.

With two competing chains, prices are zero and all consumers shop in both periods. But now, expected switching costs are only s for all consumers. Therefore, first best would be achieved by two competing chains. But as just argued, this is not a stable market structure. The only stable market structure with one chain and a local shop in each city, thus generates higher welfare than do two local monopolists, but does not attain first best welfare.

7 Conclusions

We study a two city model where mobile consumers face costs of switching sellers. Since consumers change the city with an exogenous probability, they can reduce expected switching costs by shopping at a chain store rather than at a local store. If consumers differ with respect to switching costs, firm size serves as a means of product differentiation, where local stores serve low switching cost consumers and chain stores serve high switching cost consumers.

This model provides three key insights. First, the market structure with a local store and a chain store in each city is the unique stable market

structure if there is a small, positive cost of entry. That is, local stores coexist in equilibrium with the chain store. Second, the chain store charges a higher price than local stores. Third, as consumers become more mobile, the market share of the chain store increases, and so do profits and prices of all stores. Moreover, the chain store becomes more profitable relative to local stores as mobility increases.

References

- Athey, S. and A. Schmutzler (2001). Investment and market dominance. *RAND Journal of Economics* 32(1), 1–26.
- Bagwell, K. and G. Ramey (1994). Coordination economics, advertising, and search behavior in retail markets. *American Economic Review* 84(3), 498–517.
- Bagwell, K., G. Ramey, and D. F. Spulber (1997). Dynamic retail price and investment competition. *RAND Journal of Economics* 28(2), 207–27.
- Baye, M. R. and J. Morgan (2001). Information gatekeepers on the internet and the competitiveness of homogenous product markets. *American Economic Review* 91(3), 454–74.
- Baye, M. R., J. Morgan, and P. Scholten (2004). Price dispersion in the small and in the large: Evidence from an internet comparison site. *Journal of Industrial Economics* LII(4), 463–496.
- Besanko, D. and U. Doraszelski (2004). Capacity dynamics and endogenous asymmetries in firm size. *RAND Journal of Economics* 35(1), 23–49.
- Coase, R. H. (1972). Durability and monopoly. *Journal of Law and Economics* 15(1), 143–149.
- Dinlersoz, E. M. (2004). Firm organization and the structure of retail markets. *Journal of Economics & Management Strategy* 13(2), 207–40.

- Farrell, J. and P. Klemperer (2004). Coordination and lock-in: Competition with switching costs and network effects.
- Gibbons, R. (1992). *A Primer in Game Theory*. Prentice Hall, New York.
- Hausman, J. and E. Leibtag (2004). Consumer benefits from increased competition in shopping outlets. *Working paper*.
- Hotelling, H. (1929). Stability in competition. *The Economic Journal* 39(153), 41–57.
- Ishii, J. (2004). Interconnection pricing and compatibility in network industries: ATM networks in the banking industry. *Working Paper*.
- Janssen, M. C., V. A. Karamychev, and P. van Reeven (2003). Multi-store competition: Market segmentation or interlacing? Tinbergen Institute Discussion Paper No. 03-033/1.
- Klemperer, P. (1987). The competitiveness of markets with switching costs. *RAND Journal of Economics* 18(1), 138–150.
- Klemperer, P. (1995). Competition when consumers have switching costs. *Review of Economic Studies* 62, 515–39.
- Knittel, C. and V. Stango (2005). Compatibility with indirect network effects: Evidence from ATMs. *NBER Working Paper Nr. 10774*.
- McAfee, R. P. (2002). *Competitive Solutions: The Strategist's Toolkit*. Princeton University Press, Princeton N.J.
- Michael, S. C. and H. J. Moore (1995). Returns to franchising. *Journal of Corporate Finance* 2, 133–155.
- Nelson, P. (1970). Information and consumer behavior. *The Journal of Political Economy* 78, 311–329.
- Salop, S. (1979). Monopolistic competition with outside goods. *Bell Journal of Economics* 10, 141–56.

- Stahl, K. (1982). Location and spatial pricing theory with nonconvex transportation cost schedules. *Bell Journal of Economics* 13(2), 575–82.
- von Weizsäcker, C. C. (1984). The cost of substitution. *Econometrica* 52(5), 1085–1116.
- Wolinsky, A. (1983). Retail trade concentration due to consumers' imperfect information. *Bell Journal of Economics* 14(1), 275–282.

Working Papers of the Socioeconomic Institute at the University of Zurich

The Working Papers of the Socioeconomic Institute can be downloaded from <http://www.soi.unizh.ch/research/wp/index2.html>

- 0508 Switching Costs, Firm Size, and Market Structure; Simon Loertscher and Yves Schneider, August 2005, 29p.
- 0507 Ordered Response Models; Stefan Boes and Rainer Winkelmann, March 2005, 21p.
- 0506 Merge or Fail? The Determinants of Mergers and Bankruptcies in Switzerland, 1995-2000; Stefan Buehler, Christian Kaiser, Franz Jaeger, March 2005, 18p.
- 0505 Consumer Resistance Against Regulation: The Case of Health Care
Peter Zweifel, Harry Telser, and Stephan Vaterlaus, February 2005, 23p.
- 0504 A Structural Model of Demand for Apprentices
Samuel Mühlemann, Jürg Schweri, Rainer Winkelmann and Stefan C. Wolter, February 2005, 25p.
- 0503 What can happiness research tell us about altruism? Evidence from the German Socio-Economic Panel
Johannes Schwarze and Rainer Winkelmann, February 2005, 26p.
- 0502 Spatial Effects in Willingness-to-Pay: The Case of Nuclear Risks
Peter Zweifel, Yves Schneider and Christian Wyss, January 2005, 37p.
- 0501 On the Role of Access Charges Under Network Competition
Stefan Buehler and Armin Schmutzler, January 2005, 30p.
- 0416 Social Sanctions in Interethnic Relations: The Benefit of Punishing your Friends
Christian Stoff, Dezember 2004, 51p.
- 0415 Single Motherhood and (Un)equal Educational Opportunities: Evidence from Germany
Philippe Mahler and Rainer Winkelmann, November 2004, 23p.
- 0414 Are There Waves in Merger Activity After All?
Dennis Gärtner and Daniel Halbheer, September 2004, 39p.
- 0413 Endogenizing Private Information: Incentive Contracts under Learning By Doing
Dennis Gärtner, September 2004, 32p.
- 0412 Validity and Reliability of Willingness-to-pay Estimates: Evidence from Two Overlapping Discrete-Choice Experiments
Harry Telser, Karolin Becker and Peter Zweifel. September 2004, 25p.
- 0411 Willingness-to-pay Against Dementia: Effects of Altruism Between Patients and Their Spouse Caregivers
Markus König und Peter Zweifel, September 2004, 22p.
- 0410 Age and Choice in Health Insurance: Evidence from Switzerland
Karolin Becker and Peter Zweifel, August 2004, 30p.
- 0409 Vertical Integration and Downstream Investment in Oligopoly
Stefan Buehler and Armin Schmutzler, July 2004, 30p.
- 0408 Mergers under Asymmetric Information – Is there a Leomons Problem?
Thomas Borek, Stefan Buehler and Armin Schmutzler, July 2004, 38p.
- 0407 Income and Happiness: New Results from Generalized Threshold and Sequential Models
Stefan Boes and Rainer Winkelmann, June 2004, 30p.
- 0406 Optimal Insurance Contracts without the Non-Negativity Constraint on Indemnities Revisited
Michael Breuer, April 2004, 17p.

- 0405 Competition and Exit: Evidence from Switzerland
Stefan Buehler, Christian Kaiser and Franz Jaeger, March 2004, 28p.
- 0404 Empirical Likelihood in Count Data Models: The Case of Endogenous Regressors
Stefan Boes, March 2004, 22p.
- 0403 Globalization and General Worker Training
Hans Gersbach and Armin Schmutzler, February 2004, 37p.
- 0402 Restructuring Network Industries: Dealing with Price-Quality Tradeoffs
Stefan Bühler, Dennis Gärtner and Daniel Halbheer, January 2004, 18p.
- 0401 Deductible or Co-Insurance: Which is the Better Insurance Contract under Adverse Selection?
Michael Breuer, January 2004, 18p.
- 0314 How Did the German Health Care Reform of 1997 Change the Distribution of the Demand for Health Services?
Rainer Winkelmann, December 2003, 20p.
- 0313 Validity of Discrete-Choice Experiments – Evidence for Health Risk Reduction
Harry Telser and Peter Zweifel, October 2003, 18p.
- 0312 Parental Separation and Well-Being of Youths
Rainer Winkelmann, October 2003, 20p.
- 0311 Re-evaluating an Evaluation Study: The Case of the German Health Care Reform of 1997
Rainer Winkelmann, October 2003, 23p.
- 0310 Downstream Investment in Oligopoly
Stefan Buehler and Armin Schmutzler, September 2003, 33p.
- 0309 Earning Differentials between German and French Speakers in Switzerland
Alejandra Cattaneo and Rainer Winkelmann, September 2003, 27p.
- 0308 Training Intensity and First Labor Market Outcomes of Apprenticeship Graduates
Rob Euwals and Rainer Winkelmann, September 2003, 25p.
- 0307 Co-payments for prescription drugs and the demand for doctor visits – Evidence from a natural experiment
Rainer Winkelmann, September 2003, 22p.
- 0306 Who Integrates?
Stefan Buehler and Armin Schmutzler, August 2003, 29p.
- 0305 Strategic Outsourcing Revisited
Stefan Buehler and Justus Haucap, July 2003, 22p.
- 0304 What does it take to sell Environmental Policy? An Empirical Analysis for Switzerland
Daniel Halbheer, Sarah Niggli and Armin Schmutzler, 2003, 30p.
- 0303 Mobile Number Portability
Stefan Buehler and Justus Haucap, 2003, 12p.
- 0302 Multiple Losses, Ex-Ante Moral Hazard, and the Non-Optimality of the Standard Insurance Contract
Michael Breuer, 2003, 18p.
- 0301 Lobbying against Environmental Regulation vs. Lobbying for Loopholes
Andreas Polk and Armin Schmutzler, 2003, 37p.
- 0214 A Product Market Theory of Worker Training
Hans Gersbach and Armin Schmutzler, 2002, 34p.
- 0213 Weddings with Uncertain Prospects – Mergers under Asymmetric Information
Thomas Borek, Stefan Buehler and Armin Schmutzler, 2002, 35p.
- 0212 Estimating Vertical Foreclosure in U.S. Gasoline Supply
Zava Aydemir and Stefan Buehler, 2002, 42p.

- 0211 How much Internalization of Nuclear Risk Through Liability Insurance?
Yves Schneider and Peter Zweifel, 2002, 18p.
- 0210 Health Care Reform and the Number of Doctor Visits ? An Econometric Analysis
Rainer Winkelmann, 2002, 32p.