

Cheung, Yin-Wong; Yuen, Jude

Working Paper

Effects of U.S. Inflation on Hong Kong and Singapore

CESifo Working Paper, No. 700

Provided in Cooperation with:

Ifo Institute – Leibniz Institute for Economic Research at the University of Munich

Suggested Citation: Cheung, Yin-Wong; Yuen, Jude (2002) : Effects of U.S. Inflation on Hong Kong and Singapore, CESifo Working Paper, No. 700, Center for Economic Studies and ifo Institute (CESifo), Munich

This Version is available at:

<https://hdl.handle.net/10419/76070>

Standard-Nutzungsbedingungen:

Die Dokumente auf EconStor dürfen zu eigenen wissenschaftlichen Zwecken und zum Privatgebrauch gespeichert und kopiert werden.

Sie dürfen die Dokumente nicht für öffentliche oder kommerzielle Zwecke vervielfältigen, öffentlich ausstellen, öffentlich zugänglich machen, vertreiben oder anderweitig nutzen.

Sofern die Verfasser die Dokumente unter Open-Content-Lizenzen (insbesondere CC-Lizenzen) zur Verfügung gestellt haben sollten, gelten abweichend von diesen Nutzungsbedingungen die in der dort genannten Lizenz gewährten Nutzungsrechte.

Terms of use:

Documents in EconStor may be saved and copied for your personal and scholarly purposes.

You are not to copy documents for public or commercial purposes, to exhibit the documents publicly, to make them publicly available on the internet, or to distribute or otherwise use the documents in public.

If the documents have been made available under an Open Content Licence (especially Creative Commons Licences), you may exercise further usage rights as specified in the indicated licence.

Working Papers

EFFECTS OF U.S. INFLATION ON HONG KONG AND SINGAPORE*

Yin-Wong Cheung
Jude Yuen

CESifo Working Paper No. 700 (6)

April 2002

Category 6: Monetary Policy and International Finance

CESifo
Center for Economic Studies & Ifo Institute for Economic Research
Poschingerstr. 5, 81679 Munich, Germany
Phone: +49 (89) 9224-1410 - Fax: +49 (89) 9224-1409
e-mail: office@CESifo.de
ISSN 1617-9595



An electronic version of the paper may be downloaded

- from the SSRN website: www.SSRN.com
- from the CESifo website: www.CESifo.de

* Part of the paper was prepared when Cheung was visiting the HKIMR. He thanks the HKIMR for its hospitality. The views expressed in this paper are those of the authors and do not necessarily reflect those of the HKIMR, its Council of Advisors, or Board of Directors. The authors also would like to thank Menzie Chinn, Gregory Chow, David Cook, Fred Kwan, Kar-yiu Wong, and participants of the University of California, Santa Cruz seminar and the year 2000 International Workshop on International Economics and Asia for their comments and suggestions.

EFFECTS OF U.S. INFLATION ON HONG KONG AND SINGAPORE

Abstract

Standard economic models predict that the choice of an exchange rate regime has important implications for the interdependency of national monetary policies, which is sometimes measured by the degree of inflation transmission across borders. In this paper, we examine how inflation rates in two small open economies, namely Hong Kong and Singapore, interact with those in the U.S. It is found that the price levels in these three economies are cointegrated. Thus, a vector error correction model is used to study the inflation dynamics. It is found that Hong Kong and Singapore inflation rates, but not the U.S. one, respond to the error correction term. Compared with Singapore, the Hong Kong inflation rate is more responsive to U.S. price shocks. The different responses to U.S. price shocks are consistent with the difference in exchange rate regimes adopted by the two economies.

JEL Classification: E31, F42.

Keywords: exchange rate regime, inflation transmission mechanism, cointegration, common feature, codependence.

*Yin-Wong Cheung
Economics Department, SS1
University of California
Santa Cruz, CA 95064
U.S.A.
cheung@cats.ucsc.edu*

*Jude Yuen
Economics Department, SS1
University of California
Santa Cruz, CA 95064
U.S.A.*

1. Introduction

The choice of an exchange rate regime has vital implications for a country's ability to conduct monetary policy. One of the advantages of the flexible rate regime, as advocated by its early proponents, is its insulation property. For instance, Friedman (1953) contends that the flexible rate regime puts an end to the inflation transmission mechanism prevailing under the fixed rate system. Exchange rate flexibility enables a country to pursue its own monetary/inflation policy and insulates it from external inflation shocks.

The empirical linkage between exchange rate choice and inflation dynamics seems ambiguous. Ghosh *et al.* (1997) find that both the level and variability of inflation are substantially lower under fixed exchange rates than under flexible rates. Their results are contradictory to the conclusion of Quirk (1994), which asserts there is not much relationship between exchange rate regime and inflation behavior. In general, it is quite uncontroversial to state that the insulation property of the flexible exchange rate regime is imperfect (Corden, 1985; Mussa, 1979; Salant, 1977).

It is known that a flexible rate regime does not inhibit transmission of real shocks. Even for nominal shocks, they can propagate across national boundaries through various channels (Devereux and Engel, 1998; Dornbusch, 1983; Marston, 1985). Darby *et al.* (1983) present an extensive study on international inflation propagation and transmission mechanisms. It is observed that exchange rate flexibility does offer a country an extra degree of freedom to contain inflation. In examining the data from the U.S., U.K., France, and Germany, Lastrapes and Koray (1990) report that flexible exchange rates have not completely insulated economies from external shocks. More interestingly, they found countries have different degrees of insulation and interdependence across exchange rate regimes. Winer (1986), on the other hand, claims that the flexible rate regime helps insulate Canada from nominal shocks originating in the U.S. Using the cointegration technique, Crowder (1996) finds inflation rates from the G7 countries converge during and after the Bretton Woods period. During the Bretton Woods period, U.S. inflation is found to be the main driving force of the common stochastic trend. However, there are multiple determining factors of the common stochastic trend during the flexible rate period.

While most theoretical models on inflation transmission are constructed under the small open economy assumption (Mundell, 1963; Parkin, 1979), the extant empirical studies mainly use price data from the G7 or other industrialized countries. Even though the U.S. is large relative to other industrialized countries, it is not clear if these industrialized nations meet the implicit assumption of price-takers. Another issue is that these countries, due to the presence of various implicit and explicit trade barriers, may not be characterized as “open” economies. Thus, investigating inflation dynamics under different exchange rate regimes in small open economies should add to our understanding of international inflation transmission.

To study the implications of an exchange rate regime choice for inflation dynamics, this paper examines the responses of Hong Kong and Singapore inflation rates to the U.S. ones. Hong Kong and Singapore are two very similar economies in the Far East region. Both economies are small and rely heavily on international trade. It is widely perceived that authorities in these two economies pursue the *laissez-faire* policy so that the economies enjoy a high degree of economic freedom with minimal government intervention. One major difference between these two city-economies is their exchange rate policies. Since 1983, Hong Kong has established a currency board system and virtually fixed its currency value to the U.S. dollar. On the other hand, Singapore switched to a managed float system after 1973 and officially abandoned capital controls in 1978. Thus, we believe Hong Kong and Singapore provide a good setting to study the effects of exchange rate regime choice on inflation transmission.

In the next section, we present some background information about Hong Kong and Singapore. Results of the preliminary data analysis are given in Section 3. Section 4 reports the results of applying several advanced time series techniques to identify the interactions between the price indexes. Specifically, the use of an error correction model to study inflation transmission is justified by the Johansen test results. The generalized impulse response and forecast error variance decomposition are analyzed to gain further information on the effects of U.S. inflation on these two Far East economies. In general it is found that, compared with inflation in Singapore, inflation in Hong Kong is more responsive to U.S. price shocks. The recently developed common feature and

codependence tests are also used to detect the common cyclical movements between the national inflation rates. Some concluding remarks are offered in Section 5.

2. Hong Kong and Singapore: Background Information

Although there are no two identical economies in the world, Hong Kong and Singapore are arguably the two most similar ones. The two economies share a number of common characteristics. Hong Kong and Singapore are two of the most populous cities in the world, and their populations are mainly ethnic Chinese. Geographically, both Hong Kong and Singapore are small cities located on the major world trading routes. In addition to their superior physical locations, both cities offer excellent transportation and port services, which make them premier entrepôts and trading centers. Politically, both cities were British colonies. Singapore became independent in the 1960s. Hong Kong was returned to the Chinese sovereignty in 1997 and has retained a high degree of economic autonomy. The British legal and civil servant structures still have considerable influences on these two economies.

Practically speaking, Hong Kong and Singapore have no natural resources. They depend on imports for their food and raw materials supply. Trading is an important economic activity for the two cities. For both economies, their volumes of trade, as measured by the sum of imports, exports, and re-exports, are substantially larger than their GDPs. In fact for the sample period considered, the annual average ratio of trade to GDP is 2.19 for Hong Kong and 2.85 for Singapore (IMF statistics). In terms of economic policy, Hong Kong and Singapore are renowned for their *laissez-faire* approach and high degree of economic freedom (O'Driscall *et al.*, 2000).¹ Hong Kong imposes no capital controls, and money can move freely in and out of the territory. In 1978, Singapore removed most capital control regulations.

One major difference between Hong Kong and Singapore is their exchange rate policies. Since October 1983, Hong Kong has enacted the linked exchange rate system,

¹ Some may argue that Hong Kong adopts a more *laissez-faire* policy than Singapore. Hong Kong government is seen to provide mainly infrastructure for business and industries. On the other hand, Singapore government is more ready to direct economic development through tax incentives and policy measures. See Chiu *et al.* (1997) and Monetary Authority of Singapore (1989) for more information.

which effectively is a currency board arrangement and represents an extreme form of fixed exchange rate arrangement. Officially, the exchange value of Hong Kong currency is fixed at the rate of HK\$7.8 to one U.S. dollar. The law requires the notes and coins in circulation to be fully backed by the U.S. dollar reserves held by the Exchange Fund. Since the inception of the linked exchange rate system, the U.S. dollar reserves have always been larger than the money base. On the other hand, Singapore has adopted the managed float system since 1973. The Singapore dollar is allowed to move within an undisclosed band, which is determined by an unspecified trade-weighted measure. See Latter (1993), Lau *et al.* (1994), and Koh (1994) for a more detailed discussion of exchange rate arrangements in Hong Kong and Singapore.

In sum, Hong Kong and Singapore are quite close to the small open economy concept typically assumed in economic modeling. Their similarities in geographical attribute, experience as a British colony, and economic policy make Hong Kong and Singapore an ideal pair of economies to compare and contrast the effect of exchange rate arrangement on inflation transmission.

3. Preliminary Analysis

The data used in this exercise are monthly observations of Hong Kong, Singapore, and U.S. consumer price indexes (CPIs). The sample period is from January 1984 to June 1997. Following the usual practice, the data were de-seasonalized and expressed in logarithms. As discussed in the previous section, the two Far East economies are considered to be small open economies with similar economic characteristics but different exchange rate arrangements. The U.S. is chosen as the “large” economy in the empirical analysis given its dominant role in the global economic stage. In fact, the U.S. is a major trading partner of both economies. The exports to the U.S. account for 26% of Hong Kong total exports and 21% of Singapore total exports. The trade with the U.S. constitutes, respectively, 17% and 18% of the Hong Kong and Singapore total trade volumes. Further average ratios of the volume of trade with U.S. to GDP are 0.37 and 0.51, respectively, for Hong Kong and Singapore.

First, the augmented Dickey-Fuller (ADF) test is used to determine the order of integration of the CPI series. The ADF test is based on the regression equation,

$$\Delta Y_{it} = c_i + \tau_i t + \delta_i Y_{it-1} + \sum_{j=1}^p \alpha_{ij} \Delta Y_{it-j} + \varepsilon_{it} \quad (1)$$

where Y_{it} is the economy i 's CPI (in logs) at time t for $i =$ Hong Kong, Singapore, and U.S. Under the unit-root null hypothesis, $\delta_i = 0$. The lag parameter (p) is chosen so that the resulting residuals have zero serial-correlation. The ADF test results given in Table 1 indicate that the three CPI series are I(1) series. The ADF test (with the trend term) does not reject the unit root null for the CPI data themselves. However, the test (with only the intercept term) shows that the three inflation rate series (i.e., first differences of log CPIs) are stationary. Thus, in the following analysis, we assume the CPI data are I(1).

Table 1. Augmented Dickey-Fuller Test Results

Levels # of lags	First Differences			
	test statistics.		# of lags test statistics	
HK CPI	5	-2.51	4	-2.91**
S. CPI	6	-2.63	5	-3.04**
US CPI	7	-1.00	6	-2.71*

Note: Significance at the 5% (10%) level is indicated by ** (*). See the text for a description of the tests.

During the sample period, the average annual inflation rate in Hong Kong is 7.32%, and it has a standard deviation of 2.48%. For Singapore, the average and standard deviation of the annual inflation rate are 1.18% and 1.30%. Both the level and the variability of inflation in Hong Kong are higher than those in Singapore. The result is in contrast to the one in Ghosh *et al.* (1997), which finds inflation is higher and more variable under a flexible rate regime. As the data in the same sample period are compared, the differences in level and variability of inflation are not likely to be induced by different

external shocks. In fact, the differences are likely to be the result of the monetary policy of Singapore to promote sustained and non-inflationary growth for the Singapore economy. In the next section, we conduct a detailed analysis of the inflation transmission between the U.S. and each of the two small economies.

4. Inflation Transmission

Since the CPI series are I(1), we have to determine whether a standard vector autoregressive (VAR) or a vector error correction (VEC) model should be used to study the interaction between the inflation rates. The choice depends crucially on the presence or absence of long-term comovements between the individual CPI series. To this end, we employ the Johansen procedure to test for cointegration. Besides the choice between a VAR and a VEC model, information on the long-term comovement also helps specify the appropriate model to construct impulse responses, decompose forecast error variances, and study common cyclical movements.

4.1 Cointegration Test

As the focus is on inflation transmission between large and small economies under different exchange rate regimes, we apply the Johansen procedure separately to two pairs of CPIs; namely the HK/US pair (which contains Hong Kong and U.S. CPIs) and the SP/US pair (which contains Singapore and U.S. CPIs). The Johansen test for cointegration is based on the sample canonical correlations between ΔY_t and Y_{t-p-1} (Johansen and Juselius, 1990), where p is a lag parameter, $Y_t = (Y_{it})'$ is a 2×1 vector containing U.S. and Hong Kong (or U.S. and Singapore) CPI series. To implement the test, two least squares regressions

$$\Delta Y_t = C_1 + \sum_{i=1}^p \gamma_{1i} \Delta Y_{t-i} + \varepsilon_{1t} \quad (2)$$

and

$$Y_{t-p-1} = C_2 + \sum_{i=1}^p \gamma_{2i} \Delta Y_{t-i} + \varepsilon_{2t} \quad (3)$$

are performed, where C_i 's are constant vectors and the lag parameter p is chosen to eliminate serial correlation in the residuals. The sample canonical correlations between

ΔY_t and Y_{t-p-1} , adjusting for all intervening lags, are given by the eigenvalues, $\lambda_1 > \lambda_2$, of $\Omega_{21}\Omega_{11}^{-1}\Omega_{12}$ with respect to Ω_{22} where $\Omega_{ij} = T^{-1} \sum_t \hat{\varepsilon}_{it} \hat{\varepsilon}'_{jt}$, $i, j = 1, 2$. The trace and the maximum eigenvalue statistics are, respectively, given by

$$t_r = -T \sum_{j=r+1}^2 \ln(1 - \lambda_j), \quad (4)$$

and

$$t_{r|r+1} = -T \ln(1 - \lambda_{r+1}), \quad 0 \leq r \leq I. \quad (5)$$

The former statistic tests the hypothesis that there are at most r cointegrating vectors and the latter one tests the hypothesis of r against the alternative hypothesis of $r+1$ cointegrating vectors. The eigenvectors associated with λ_1 and λ_2 are sample estimates of the cointegrating vectors.

The cointegration test results are reported in Table 2. Both the trace and the maximum eigenvalue statistics show that there is one cointegration relationship in each of the two pairs of national CPI series. The null hypothesis of no cointegration relation is rejected at the 5% level of significance in both cases. And the null hypothesis of at least one cointegration relation is not rejected. Thus, the CPI series in each country pair are linked together in the long run. Individually, they tend to drift around without an anchor as indicated by their $I(1)$ properties. However, the CPI series are cointegrated, and they have synchronized long-term movements.

The estimated cointegrating vector of the HK/US system is (1, -2.37) with the coefficient of the Hong Kong series normalized to one. Both elements of the cointegrating vector are statistically different from zero.² For the SP/US country pair, the normalized cointegrating vector is (1, -0.74) and, again, the elements are statistically significant.³ According to the cointegrating vectors, a unit change in the U.S. CPI induces a more (less) than proportional change in the Hong Kong (Singapore) CPI series in the long run. Thus,

² The $\chi^2(1)$ statistics for testing each element is zero are 27.28 and 30.68, which are significant at the 5% level.

³ The $\chi^2(1)$ statistics for testing each element is zero are 12.34 and 19.77, which are significant at the 5% level.

the fixed exchange rate arrangement adopted by Hong Kong seems to be associated with a stronger response to foreign inflation.

Table 2. Cointegration Test Results

H(0)	HK/US		SP/US	
	M. statistic	Trace statistic	M. statistic	Trace statistic
r=1	4.09	4.09	6.72	6.72
r=0	40.30*	44.39*	37.09*	43.82*

Note: Significance at the 5% level is indicated by *. The maximum eigenvalue statistics are given under “M. statistic.” The trace statistics are given under “Trace statistic.” For the HK/US system, the lag parameter is 2 and the cointegrating vector is (1, -2.37) with the HK coefficient normalized to 1. For the SP/US system, the lag parameter is 1 and the cointegrating vector is (1, -0.74) with the SP coefficient normalized to 1.

4.2 VEC Model

The cointegration result suggests that a VEC, instead of a VAR, model is the appropriate specification to study the interactions within each pair of inflation series. The VEC model is given as

$$\Delta Y_t = \mu + \sum_{i=1}^p \Gamma_i \Delta Y_{t-i} + \alpha Z_{t-p-1} + \varepsilon_t, \quad (6)$$

where Z_{t-p-1} is the error correction term given by $\beta'Y_{t-p-1}$ and β is the cointegrating vector. μ is a vector of constants. The responses of inflation to short-term price movements are captured by the Γ_i coefficient matrices. The α coefficient vector reveals the speed of adjustment to the error correction term, which measures the deviation from the long-run relationship between the CPI series.

Table 3. Estimates of the VEC Models

a. HK/US						
	c	Z_{t-3}	$\Delta HKCPI_{t-1}$	$\Delta USCPI_{t-1}$	$\Delta HKCPI_{t-2}$	$\Delta USCPI_{t-2}$
$\Delta HKCPI$	-0.3371** (-6.5522)	-0.0545** (-6.6277)	-0.2917** (-3.6222)	-0.0054 (-0.0279)	-0.1405* (-1.7294)	0.4672** (2.3960)
$\bar{R}^2 = 0.2530$	Q(1) = 0.001 (0.970)		Q(5) = 1.809 (0.875)		Q(10) = 4.741 (0.908)	
$\Delta USCPI$	-0.3267 (-0.1513)	-0.0007 (-0.2126)	0.0132 (0.3913)	0.4949** (6.0535)	0.0026 (0.0773)	-0.0169 (-0.2068)
$\bar{R}^2 = 0.217$	Q(1) = 0.008 (0.977)		Q(5) = 2.851 (0.723)		Q(10) = 15.775 (0.106)	
b. SP/US						
	c	Z_{t-2}	$\Delta SPCPI_{t-1}$	$\Delta USCPI_{t-1}$		
$\Delta SPCPI$	0.0489** (6.3900)	-0.0400** (-6.3386)	-0.3018** (-4.2285)	0.4321** (3.5589)		
$\bar{R}^2 = 0.242$	Q(1) = 0.664 (0.415)		Q(5) = 3.729 (0.589)		Q(10) = 6.473 (0.774)	
$\Delta USCPI$	-0.0047 (-0.9990)	-0.0027 (-0.7052)	-0.0562 (-1.2852)	0.5276** (7.2891)		
$\bar{R}^2 = 0.245$	Q(1) = 0.007 (0.933)		Q(5) = 2.637 (0.756)		Q(10) = 15.080 (0.129)	

Note: Significance at the 5% (10%) level is indicated by ** (*). t-statistics are given in parentheses below the parameter estimates. \bar{R}^2 is the adjusted R-square. Q(p) is the Q-statistic calculated from the first p sample autocorrelations with the associated p-value given in the parentheses next to it

The VEC estimates of the HK/US system are presented in the upper panel of Table 3. The error correction term has different effects on Hong Kong and U.S. inflation rates. While inflation in Hong Kong responds to deviations from the long-run relationship, inflation in the U.S. does not adjust to such deviations. In the short run, Hong Kong inflation is affected by both its own and the U.S. lagged inflation rates. Specifically, the U.S. inflation has a delayed positive impact on Hong Kong inflation. On the other hand, the U.S. inflation is only affected by its own lagged values. Thus, inflation in the U.S. causes inflation in Hong Kong but not *vice versa*. The findings are consistent with the conventional wisdom that inflation transmission under a fixed exchange rate system is mainly unidirectional and runs from large to small economies.

Even though Singapore does not maintain a fixed exchange rate relationship with the U.S., its inflation is significantly influenced by both Z_{t-p-1} and lagged U.S. inflation (lower panel of Table 3). The U.S. inflation is only affected by its own lagged values. Again, unidirectional inflation transmission from the large to the small economy is observed. Comparing the coefficient estimates, the error correction term and the lagged U.S. inflation seem to have a stronger effect on Hong Kong inflation, though the lagged U.S. inflation has a more immediate impact on Singapore inflation. Thus, exchange rate flexibility does not completely insulate Singapore from external shocks, but it may dampen their effects.

4.3 *Impulse Response and Forecast Error Variance Decomposition Analyses*

In this subsection we employ the generalized impulse response and forecast error variance decomposition techniques (Pesaran and Shin, 1998) to examine the effects of a U.S. price shock on Hong Kong and Singapore CPIs. Unlike the traditional approach based on Cholesky decomposition and orthogonalized shocks, the Pesaran-Shin approach yields unique impulse response functions and forecast error variance decomposition that are invariant to the ordering of variables. Only in the limiting case of a diagonal error variance matrix do the traditional and the generalized approaches coincide.

Suppose Y_t has a VAR representation:

$$Y_t = C + \sum_i^p \Phi_i Y_{t-i} + \varepsilon_t \quad (7)$$

where C is a vector of constant and ε_t is a vector of innovation with $E(\varepsilon_t) = 0$ and $E(\varepsilon_t \varepsilon_t') = \Sigma = (\sigma_{ij})$. The generalized impulse response of Y_{t+n} with respect to a unit shock to the j -th variable at time t is given by

$$\frac{B_n \Sigma e_j}{\sigma_{jj}}, \quad n = 0, 1, 2, \dots \quad (8)$$

where $B_n = \Phi_1 B_{n-1} + \Phi_2 B_{n-2} + \dots + \Phi_p B_{n-p}$, $n = 1, 2, \dots$, $B_0 = I$, and $B_n = 0$ for $n < 0$. e_j is a selection vector with unity as its j -th element and zeros elsewhere. The portion of variable i 's n -th periods ahead forecast error variance, which is contributed by innovations in the j -th variable can be computed as

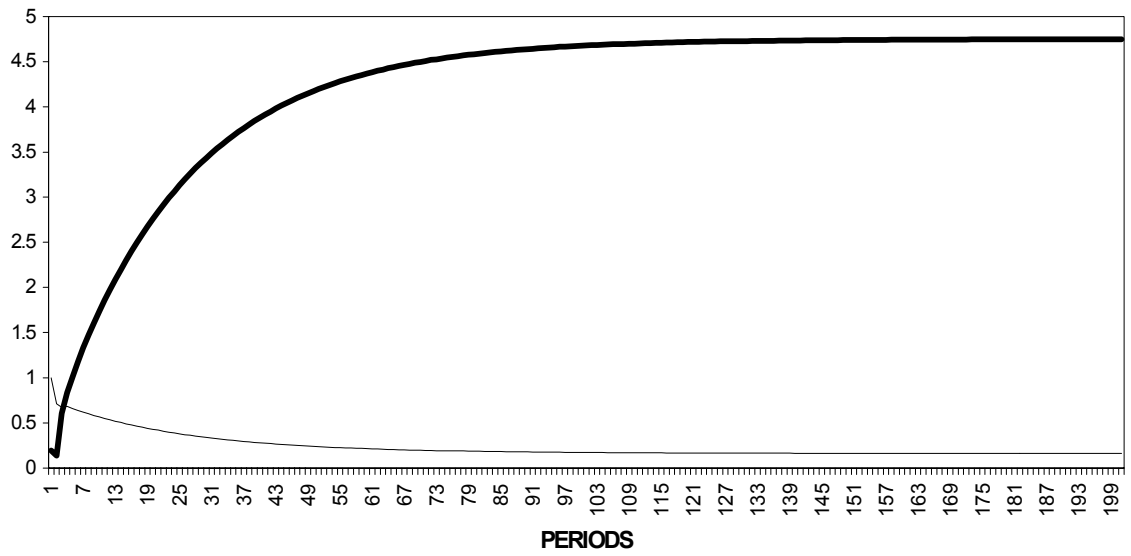
$$\frac{\sigma_{ij}^{-1} \sum_{l=0}^n (e_i' B_l \Sigma e_j)^2}{\sum_{l=0}^n e_i' B_l \Sigma B_l' e_i} \quad i, j = 1, 2. \quad (9)$$

It is shown that (8) and (9) are valid for a system of cointegrated variables. See Pesaran and Shin (1998) for a more detailed discussion.

The generalized impulse response functions of Hong Kong CPI with respect to the price shocks in Hong Kong and U.S. are depicted in Figure 1. The U.S price shock has a sizable and sustained impact on Hong Kong CPI. Its effect steadily increases over time and stays at a relatively high level. The pattern is in contrast to the effect of a Hong Kong price shock, which appears to decline over time. It is evident that the price in Hong Kong has a stronger response to price shocks emanating from the U.S. than those from the domestic economy.

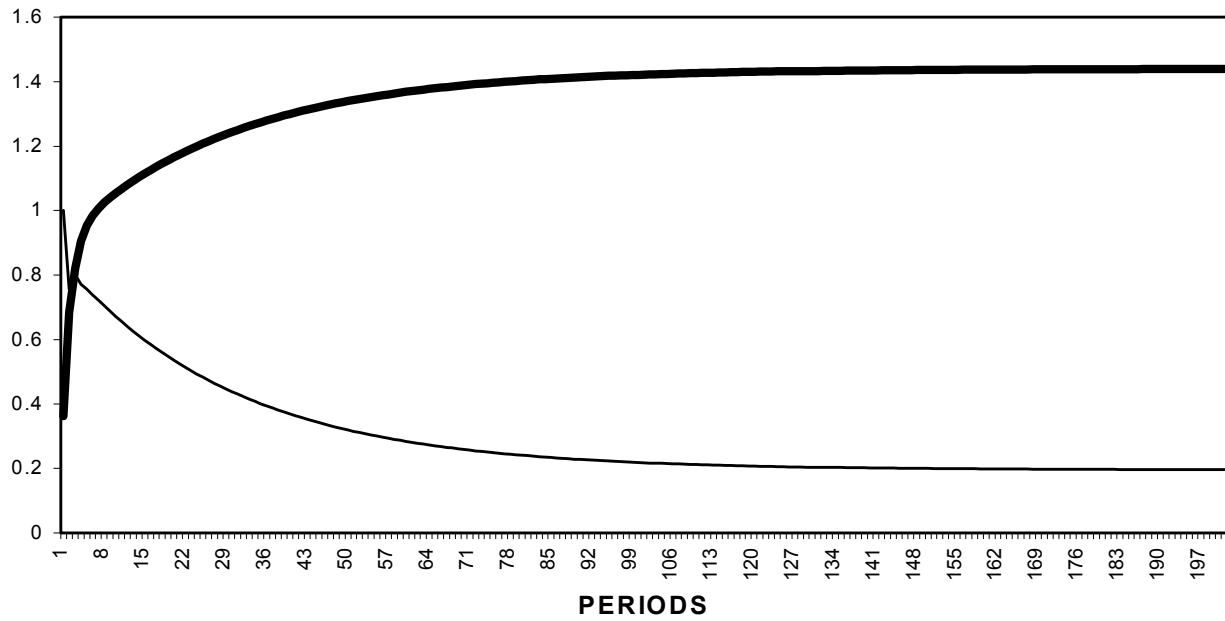
Similarly, Figure 2 shows that price shocks from the U.S. exert a more powerful influence on Singapore CPI than shocks from Singapore itself. The impulse responses are increasing with respect to the U.S. shock and decreasing with respect to the Singapore shock. The overall response profiles in Figures 1 and 2 are quite similar. Both indicate a stronger foreign price influence over a domestic one. However, in terms of the relative magnitude, the U.S. effect is much smaller in the case of Singapore.

Fig. 1 GENERALIZED IMPULSE RESPONSE FUNCTIONS: HK CPI

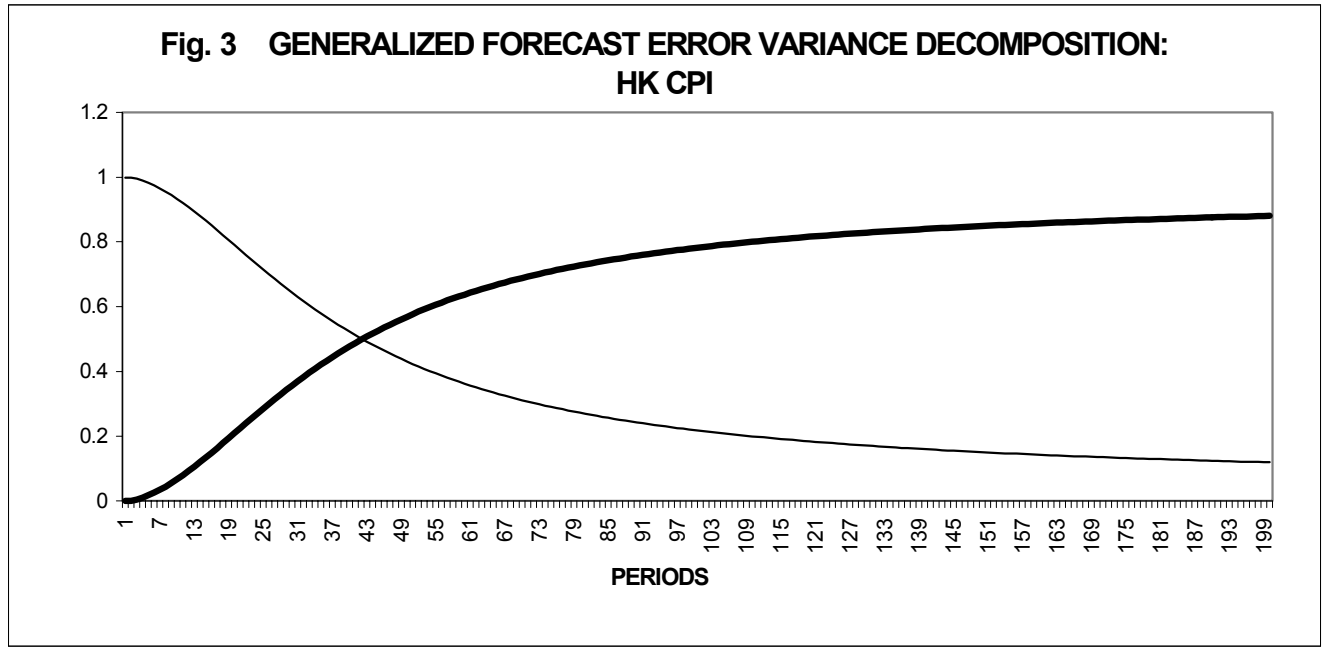


— : The generalized impulse responses of Hong Kong CPI to a standard deviation shock of Hong Kong CPI.
— : The generalized impulse responses of Hong Kong CPI to a standard deviation shock of US CPI.

FIG. 2 GENERALIZED IMPULSE RESPONSE FUNCTIONS: SP CPI

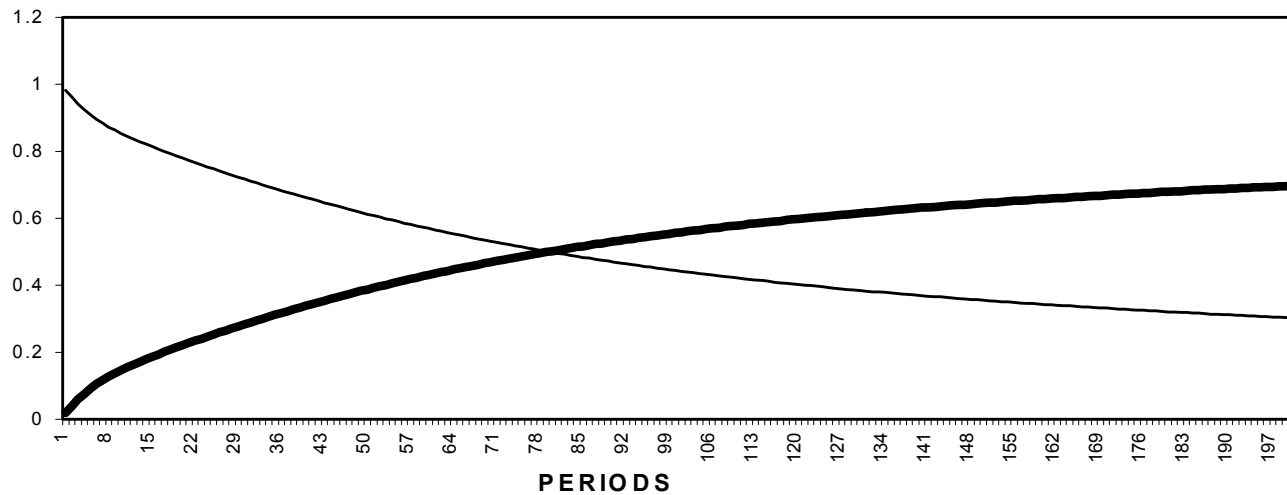


— : The generalized impulse responses of Singapore CPI to a standard deviation shock of Singapore CPI.
— : The generalized impulse responses of Singapore CPI to a standard deviation shock of US CPI.



— : The proportion of Hong Kong CPI forecast error variance explained by Hong Kong shocks.
— : The proportion of Hong Kong CPI forecast error variance explained by US shocks.

**Fig. 4 GENERALIZED FORECAST ERROR VARIANCE
DECOMPOSITION: SP CPI**



— : The proportion of Singapore CPI forecast error variance explained by Singapore shocks.
— : The proportion of Singapore CPI forecast error variance explained by US shocks.

The results of the generalized forecast error variance decomposition are graphed in Figures 3 and 4. While the impulse responses trace the effect of a shock over time, the forecast error variance decomposition analysis assesses the relative contributions of domestic and foreign price shocks to the price uncertainties in Hong Kong and Singapore. For both Far East economies, the proportion of domestic price uncertainty explained by the U.S. shock is increasing with the forecasting horizon. At the three and a half years horizon, the U.S. shock accounts for about one half of the Hong Kong CPI uncertainty. However, the contribution of the U.S. price shock grows to more than 80% as the horizon increases. For Singapore, it takes a longer forecasting horizon (six years plus) for the U.S. shock to contribute to one half of its price uncertainty. Apparently, the proportion of Singapore price uncertainty attributable to U.S. price shocks levels off at the 70% mark.

Similar to the cointegration and VEC model results, both the generalized impulse response and forecast error variance decomposition analyses confirm the U.S. influences on Hong Kong and Singapore. Despite the fact that the two Far East open economies have different exchange rate arrangements, the price dynamics in both economies are affected by external price shocks. Exchange rate flexibility does not fully insulate Singapore from external forces. However, the U.S. price shock seems to have a stronger impact on Hong Kong than on Singapore CPI data.

4.4 *Common Cyclical Movement*

In this subsection we explore whether the inflation series within each of the HK/US and the SP/US pairs share some common cyclical movement. The cointegration analysis reported in the previous subsection describes the comovement of the nonstationary components but not the short-term variation. Engle and Kozicki (1993) propose the common feature test to detect the presence of common stochastic elements in a system. Suppose the elements of ΔY_t share common temporal dynamics. Then, in the process of forming an appropriate linear combination of ΔY_{it} 's (the elements of ΔY_t), we can eliminate the effect of the common component. Thus, the presence of a common cycle, which is routinely measured by serial correlation, implies the existence of a linear combination of ΔY_{it} 's that is not correlated with the past information set. Vahid and Engle

(1993) devise a procedure to test for common serial correlation cycles in the presence of cointegration.

The Vahid-Engle procedure amounts to finding the sample canonical correlations between ΔY_t and $W = (\Delta Y_{t-1}, \Delta Y_{t-2}, \dots, \Delta Y_{t-p}, Z_{t-1})$, where the error correction term Z_{t-1} is included to control for the cointegration effect on the test for common features. The test statistic for the null that the number of common feature vectors is at least s is

$$C(p, s) = -(T - p - 1) \sum_{j=1}^s \log(1 - \lambda_j) \quad (10)$$

where λ_j is the j -th smallest squared canonical correlation coefficient between ΔY_t and W , T is the sample size, and p is the lag parameter. Under the null hypothesis, $C(p, s)$ has an asymptotic χ^2 distribution with $s^2 + snp + sr - sn$ degrees of freedom, where n is number of variables in the system, r is the number of cointegrating vector included in W , and p is the lag parameter.

Table 4. Common Feature Test Results

Null Hypothesis	Squared Canonical Correlation	Statistic $C(p, s)$	Degrees of Freedom
a. HK/US			
$S = 1$	0.1074	17.7215*	4
$S = 2$	0.8527	316.5295*	10
b. SP/US			
$S = 1$	0.0189	1.3135	2
$S = 2$	0.8019	253.9499*	6

Note: * indicates significance at the 5% level. s gives the number of common features. Under the null hypothesis, the statistic $C(p, s)$ has an asymptotic χ^2 distribution with $s^2 + snp + sr - sn$ degrees of freedom, where in this exercise $n = 2$ and $r = 1$. For the HK/US case, $p = 2$ and for the SP/US case, $p = 1$.

The common feature test results are reported in Table 4. The lag parameters identified for the VEC models are used to compute the statistics. For the HK/US system, the statistics for both $s = 1$ and $s = 2$ are significant at the 5% level, indicating that the Hong Kong and U.S. inflation rates do not have common cyclical movements. On the other hand, there is evidence that Singapore and U.S. inflation rates share a common cycle. That is, prices in Singapore and U.S. have both common and synchronized long-term and short-term components. For Hong Kong and U.S. prices, they only share a common long-term component.

The common feature test results seem puzzling. The value of the Hong Kong dollar, and not the Singapore dollar, is pegged to the U.S. dollar. However, it is Singapore and U.S. that share a common inflation cycle. The estimation results in Table 3 offer a hint. As Hong Kong inflation reacts to U.S. inflation with a lag, the two economies may not respond to the same shocks simultaneously. Thus the concept of common features, which implicitly assumes individual series simultaneously respond to common shocks, may not be relevant for the HK/US system.

To accommodate for the possibility that individual series have different initial responses before they move in synchronization some periods later, Vahid and Engle (1997) develop the codependence test. While a common feature requires the variables of a system to have collinear impulse responses, codependence allows different initial responses but requires the variables to share a common response pattern after the initial stage. To test the null hypothesis that there exist at least s codependence vectors after the k -th period, we use the statistic (Vahid and Engle, 1997)

$$C(k, p, s) = -(T - p - k) \sum_{j=1}^s \log(1 - \hat{\lambda}_j(k) / d_j(k)) \quad (11)$$

where $\hat{\lambda}_j(k)$ is the j -th smallest squared canonical correlation coefficient between ΔY_t and $W(k) \equiv (\Delta Y'_{t-k-1}, \dots, \Delta Y'_{t-k-p-1}, Z_{t-1})$, and $d_j(k)$ is given by

$$d_j(k) = 1, \quad \text{for } k = 0,$$

and

$$d_j(k) = 1 + 2 \sum_{v=1}^k \hat{\rho}_v(\hat{\alpha} \Delta Y_t) \hat{\rho}_v(\hat{\gamma} W(k)), \quad \text{for } k > 0,$$

with $\hat{\rho}_v(q_t)$ being the sample v -th lag autocorrelation of q_t , and $\hat{\alpha}$ and $\hat{\gamma}$ being the canonical variates corresponding to $\hat{\lambda}_j(k)$. The statistic has an asymptotic χ^2 distribution with $s^2 + snp + sr - sn$ degrees of freedom under the null hypothesis.

Table 5. Codependence Test Results; HK/US

Null Hypothesis	Squared Canonical Correlation	Statistic $C(k, p, s)$	Degrees of Freedom
$S = 1$	0.0393	4.8894	4
$S = 2$	0.8491	115.5480*	10

Note: * indicates significance at the 5% level. s gives the number of codependence vectors. Under the null hypothesis, the statistic $C(k,p,s)$ has an asymptotic χ^2 distribution with $s^2 + snp + sr - sn$ degrees of freedom, where in this exercise $n = 2$, $p = 2$, and $r = 1$.

Since common feature is a special case of codependence, the presence of the former implies the latter. Thus, the codependence test is only applied to the HK/US system and the result is reported in Table 5. With $k = 1$, there is strong evidence of one codependence vector. That is, aside from the reaction in the first month, there is a common cycle among the Hong Kong and U.S. inflation rates. In other words, the two economies share common but non-synchronized inflation cycles.

5. Concluding Remarks

In this paper we use several statistical techniques to investigate the interactions of prices and inflation rates in Hong Kong, Singapore, and U.S. The U.S. is taken as the large world economy and the other two are interpreted as small open economies operating under different exchange rate regimes. The cointegration analysis shows that the CPIs in the three economies are moving together in the long run. However, as indicated by the results

from the VEC model, inflation in a small economy is caused by the large economy. Further, it is the inflation in a small country (and not the large one) that adjusts to deviations from the cointegration relationship between the CPIs.

The generalized impulse response and forecast error variance decomposition analyses offer some similar inferences on the dominating role of U.S price shocks on these two Far East economies. For instance, the U.S. price shock exhibits amplified long-term effects on both Hong Kong and Singapore CPIs. It also accounts for a substantial amount (70% or higher) of price uncertainty in the other two economies. It is also found that Hong Kong (Singapore) and U.S. have a non-synchronized (synchronized) inflation cycle.

In general, U.S inflation affects inflation in both Hong Kong and Singapore even though U.S. inflation exerts a stronger influence on Hong Kong than Singapore inflation. The result on Hong Kong is consistent with the standard prediction that, under a fixed exchange rate arrangement, inflation in a small open economy is subject to significant influences of the large economy. The Singapore result is a bit intriguing. Apparently, the difference in exchange rate policy pursued by the two small open economies has no significant implication for the qualitative result on inflation transmission. Exchange rate flexibility does not completely insulate Singapore from the U.S. price shock.

However, the evidence is not necessarily contradictory to the insulation argument. For instance, it is known that flexible rates do not protect the economy from external real shocks. Besides the nature of the shock, the inflation transmission mechanism is also determined by policies pursued by the authorities. For instance, it is the policy of the Monetary Authority of Singapore to manage the Singapore dollar exchange rate to maintain export competitiveness and to curb imported inflation. As the evidence suggests that inflation in Singapore, compared to that in Hong Kong, is less responsive to the U.S. price movement, exchange rate flexibility appears to absorb some of the impact of foreign price shocks.

The empirical results allude to the policy implications of the debate on the choice of exchange rate regimes. Our exercise affirms that a fixed rate regime renders a small economy vulnerable to large external shocks. As evidenced by the 1997 financial crisis episode, external shocks induced a greater domestic price variation in Hong Kong than in

Singapore. For Hong Kong the domestic price, instead of the nominal exchange rate, responded and adjusted to external shocks and resulted in a high variability. Thus, if price stability is the utmost policy objective, then fixing the exchange rate is not the ideal policy. However, price stability is likely to be only one of the policy objectives under consideration.

In a more general setting, Frankel (1999) argues that the appropriate exchange rate regime varies depending on both the specific experiences of the economy and the circumstances of the time period in question. The prudence of government policy has an eminent effect on the economic implications of an exchange rate system. In the 1980s, the linked exchange rate system helped stabilize the Hong Kong economy. Since then, the system has continued to provide a stable financial environment and enhance the credibility of Hong Kong's monetary policy. It is widely perceived that abandoning the linked exchange rate system can trigger a serious confidence and credibility crisis, which will set off calamitous economic consequences. Thus, the price stability implication is not the only factor determining the desirability of an exchange rate regime. A definite conclusion on the issue requires additional analyses of the trade-off between various policy objectives under the specific circumstances of Hong Kong – a topic that is beyond the scope of the current study.

Overall, the empirical results indicate that, under both fixed and flexible exchange rate arrangements, a large economy has intense influences on a small open economy. The evidence also points to the possibility that exchange rate flexibility may allow a small open economy to alleviate the impact of foreign price shocks.

Our exercise mainly focuses on price data. Even though Hong Kong and Singapore are similar in many aspects, they still have differences in economic and institutional factors. These differences can induce inflation transmission mechanisms not captured by the design of the current study. For instance, Marston (1985) points out that inflation can propagate across borders through various paths including the price, output, and interest rate channels. A useful future research exercise is to conduct a more detailed analysis on the roles of macroeconomic variables such as output growth, money growth, and openness on the inflation determination and transmission mechanism.

References

- Chiu, Stephen W.K., Kong-Chong Ho, and Tai-Lok Lui 1997. *City States in the Global Economy*. Westview Press, Boulder, Colorado.
- Corden, W. Max 1985. *Inflation Exchange Rates and the World Economy*. Clarendon Press, Oxford.
- Crowder, William J. 1996. "The International Convergence of Inflation Rates During Fixed and Floating Exchange Rate Regimes." *Journal of International Money and Finance* 15, 11-575.
- Darby, Michael R., James R. Lothian, Arthur E. Gandolfi, Anna J. Schwartz, and Alan C. Stockman 1983. *The International Transmission of Inflation*. University of Chicago Press, Chicago.
- Dornbusch, Rudiger 1983. "Flexible Exchange Rates and Interdependence." *International Monetary Fund Staff Papers* 30, pp 3-30.
- Devereux, Michael B. and Charles Engel 1998. "Fixed vs. Floating Exchange Rates: How Price Setting Affects the Optimal Choice of Exchange-Rate Regime." NBER Working Paper # 6867.
- Engle, Robert F. and Sharon Kozicki 1993. "Testing for Common Features." *Journal of Business and Economic Statistics* 11, 369-395 with discussion.
- Frankel, Jeffrey A. 1999. "No Single Currency Regime is Right for All Countries or at All Times." NBER Working Paper #7338.
- Friedman, Milton 1953. "The Case for Flexible Exchange Rates." 157-203, in *Essays in Positive Economics*, edited by M. Friedman. University of Chicago Press, Chicago.
- Ghosh, Atish R., Anne-Marie Gulde, Jonathan D. Ostry, and Holger C. Wolf 1997. "Does the Nominal Exchange Rate Regime Matter?" NBER Working Paper #5874.
- Johansen, Soren and Katarina Juselius 1990. "Maximum Likelihood Estimation and Inference on Cointegration with Applications to the Demand for Money." *Oxford Bulletin of Economics and Statistics* 52, 169-210.

- Koh, Linda 1994. "Monetary and Exchange Rate Management with International Capital Mobility: The Singapore Experience." 246-258, in *Monetary and Exchange Rate Management with International Capital Mobility*. Hong Kong Monetary Authority.
- Lastrapes, William D. and Faik Koray 1990. "International Transmission of Aggregate Shocks under Fixed and Flexible Exchange Rate Regimes: United Kingdom, France, and Germany, 1959 to 1985." *Journal of International Money and Finance* 9, 402-423.
- Latter, Anthony 1993. "The Currency Board Approach to Monetary Policy." In *Proceedings of the Seminar on Monetary Management*, Hong Kong Monetary Authority, 26-43.
- Lau, James H., John Hawkins, and Benjamin Chan 1994. "Monetary and Exchange Rate Management with International Capital Mobility: The Case of Hong Kong." 105-118, in *Monetary and Exchange Rate Management with International Capital Mobility*, Hong Kong Monetary Authority.
- Marston, Richard C. 1985. "Stabilization Policies in Open Economies." 859-916, in *Handbook of International Economics, vol. 2*, edited by R.W. Jones and P.B. Kenen. North-Holland, Amsterdam.
- Monetary Authority of Singapore 1989. *The Financial Structure of Singapore, 3rd edition*, Singapore Monetary Authority, Singapore.
- Mundell, Robert A. 1963. "Capital Mobility and Stabilization Policy under Fixed and Flexible Exchange Rates." *Canadian Journal of Economics and Political Science* 29, 475-85.
- Mussa, Michael L. 1979. "Macroeconomic Interdependence and the Exchange Rate Regime." 160-199, in *International Economic Policy: Theory and Evidence*, edited by R. Dornbusch and J. Frenkel. The Johns Hopkins University Press, Baltimore and London.
- O'Driscall, Gerald P., Kim R. Holmes, and Melanie Kirkpatrick 2000. *2000 Index of Economic Freedom*. The Heritage Foundation and Wall Street Journal.

- Parkin Michael 1979. "World Inflation, International Relative Prices and Monetary Equilibrium under Fixed Exchange Rates." 220-242, in *The Political Economy of Monetary Reform*, edited by Robert Aliber. The Macmillan Press, London.
- Pesaran, H. Hashem and Yongcheol Shin 1998. "Generalized Impulse Response Analysis in Linear Multivariate Models." *Economics Letters* 58, 17-29.
- Quirk, Peter J. 1994. "Fixed or Floating Exchange Rate Regimes: Does it Matter for Inflation?" IMF Working Paper #4134.
- Salant, Walter S. 1977. "International Transmission of Inflation." 167-232, in *Worldwide Inflation*, edited by Lawrence B. Krause and Walter S. Salant. Brookings Institution, Washington, D.C.
- Vahid, Farshid and Robert F. Engle 1993. "Common Trends and Common Cycles." *Journal of Applied Econometrics* 8, 341-360.
- Vahid, Farshid and Robert F. Engle 1997. "Codependent Cycles." *Journal of Econometrics* 80, 199-221.
- Winer, Stanley L. 1986. "The Role of Exchange Rate Flexibility in the International Transmission of Inflation in Long and Shorter Runs: Canada, 1953 to 1981." *Canadian Journal of Economics* 19, 62-86.