

Coto-Martínez, Javier; Dixon, Huw D.

Working Paper

Profits, Markups and Entry: Fiscal Policy in an Open Economy

CESifo Working Paper, No. 550

Provided in Cooperation with:

Ifo Institute – Leibniz Institute for Economic Research at the University of Munich

Suggested Citation: Coto-Martínez, Javier; Dixon, Huw D. (2001) : Profits, Markups and Entry: Fiscal Policy in an Open Economy, CESifo Working Paper, No. 550, Center for Economic Studies and ifo Institute (CESifo), Munich

This Version is available at:

<https://hdl.handle.net/10419/75762>

Standard-Nutzungsbedingungen:

Die Dokumente auf EconStor dürfen zu eigenen wissenschaftlichen Zwecken und zum Privatgebrauch gespeichert und kopiert werden.

Sie dürfen die Dokumente nicht für öffentliche oder kommerzielle Zwecke vervielfältigen, öffentlich ausstellen, öffentlich zugänglich machen, vertreiben oder anderweitig nutzen.

Sofern die Verfasser die Dokumente unter Open-Content-Lizenzen (insbesondere CC-Lizenzen) zur Verfügung gestellt haben sollten, gelten abweichend von diesen Nutzungsbedingungen die in der dort genannten Lizenz gewährten Nutzungsrechte.

Terms of use:

Documents in EconStor may be saved and copied for your personal and scholarly purposes.

You are not to copy documents for public or commercial purposes, to exhibit the documents publicly, to make them publicly available on the internet, or to distribute or otherwise use the documents in public.

If the documents have been made available under an Open Content Licence (especially Creative Commons Licences), you may exercise further usage rights as specified in the indicated licence.



Working Papers

PROFITS, MARKUPS AND ENTRY: FISCAL POLICY IN AN OPEN ECONOMY*

Javier Coto-Martínez
Huw Dixon

CESifo Working Paper No. 550

August 2001

CESifo
Center for Economic Studies & Ifo Institute for Economic Research
Poschingerstr. 5, 81679 Munich, Germany
Phone: +49 (89) 9224-1410 - Fax: +49 (89) 9224-1409
e-mail: office@CESifo.de
ISSN 1617-9595



An electronic version of the paper may be downloaded

- from the SSRN website: www.SSRN.com
- from the CESifo website: www.CESifo.de

* An earlier version of this paper appeared as University of York discussion paper 99/19, titles *Fiscal Policy in an Imperfectly competitive Dynamic Small Open Economy*. This paper has been presented at the ASSET meeting 1998, EEA 1998 meeting (Berlin), the RES meeting 1999 (Nottingham), the 8th World Congress of the Econometric Society 2000 (Seattle) and seminars at The Bank of England, Barcelona (UAB), Copenhagen, Hull, Lisbon (ISEG), Manchester, Oslo, Paris-1 and York. We would like to thank seminar participants for their valuable comments, along with the referees. Special thanks also to Mary Carmen García-Alonso. Huw Dixon wrote this paper whilst an ESRC Research Fellow. Javier Coto would like to acknowledge the financial support from the Spanish government (FPI program), Generalitat de Catalunya and Fundación Caixa Galicia. Faults remain our own.

PROFITS, MARKUPS AND ENTRY: FISCAL POLICY IN AN OPEN ECONOMY

Abstract

In this paper we develop a general model of an imperfectly competitive small open economy. There is a traded and non-traded sector, whose outputs are combined in order to produce a single final good that can be either consumed or invested. We make general assumptions about preferences and technology, and analyze the impact of fiscal policy on the economy. We find that the fiscal multiplier is between zero and one, and provide sufficient conditions for it to be increasing in the degree of imperfect competition. We also are able to compare the multiplier under free-entry and with a fixed number of firms and welfare. A simple graphical representation of the model is developed.

Keywords: Imperfect competition, open economy, fiscal policy.

JEL Classification: E20, E62, F4.

Javier Coto-Martínez
Economics Department
University of East Anglia
Norwich, NR4 7TJ
United Kingdom

Huw David Dixon
Economics Department
University of York
YO10 5DD
United Kingdom
Hdd1@york.ac.uk

1 Introduction

This paper focuses on the relationship between markups, profits and entry in an open economy. There is now a well established literature which explores the effects of imperfect competition in output markets on fiscal policy in a closed economy¹. With perfectly competitive labor markets, the key result is that the presence of imperfect competition in the product market leads to a *profit multiplier*, by which an initial increase in output generates a positive feed-back onto consumption via profits which is stronger with larger markups. As Startz (1989) argued, this effect will be absent when free-entry drives profits down to zero or in a Walrasian model with constant returns when profits are zero anyway. This paper seeks to extend this analysis to a dynamic small open economy model, developing the Walrasian framework of Turnovsky et al² by explicitly introducing monopolistic competition and entry into the model. We keep the traditional Ramsey assumption of a single final output which can be used for consumption, investment or government expenditure, with the traded and non-traded goods as intermediates. There are two factors of production (capital and labor). The Ramsey household holds two assets, capital and an international bond and solves the standard intertemporal optimization problem giving rise to the dynamics of the economy.

The main innovation in the paper is the inclusion of monopolistic competition in the output market: we retain perfect competition in the labor market³. We are able to provide a simple graphical analysis of the steady-state effects of fiscal policy and consider the relationship between the multiplier and the markup. We are able to show that whenever there is imperfect competition, the multiplier is larger when there is a fixed number of firms as opposed to the free-entry case. The multiplier is increasing in the degree of imperfect competition when preferences and technology are Cobb-Douglas. Throughout, the *profit effect* of imperfect competition without free-entry is vital for

¹Dixon (1987), Mankiw (1988), Startz (1989), Dixon and Lawler (1996)) and more recently in dynamic closed economy models Rotemberg and Woodford (1995), Heijdra (1998), Dixon (1998).

²Sen and Turnovsky (1990,1991), Brock and Turnovsky (1994), Turnovsky (1991). Other papers that have looked at this issue in an essentially dynamic context include Ghosh (1992), Mendoza (1995), Obstfeld (1982, 1989), Serven (1995), van Wincoop (1993) inter alia (see Obstfeld and Rogoff 1995b for more references).

³For closed economy Ramsey models with a unionized labor market, see Hansen (1999) and Dixon (2000).

understanding the multiplier and resultant welfare effects. A crucial feature in the dynamic case is that we need to consider changes in the net present value of profits: in particular we find that variations in profit along the path to equilibrium influence the steady state equilibrium through their impact on household wealth.

Our setup differs in certain key respects from other papers. We allow for a general non-separable utility function over consumption and leisure (in many papers, either there is no disutility of work - e.g. Dornbusch 1983, Turnovsky 1991, or it is additive - e.g. Sen and Turnovsky 1991). Whilst it is standard in RBC models to have leisure in utility, it usually takes specific functional forms (e.g. Backus et al. 1995). We also specify technology in terms of homothetic functions: this enables us to understand which results are due to specific forms (Cobb-Douglas or *CES*) and which are more general.

The paper is organized as follows. Section 2 describes the disaggregated microlevel in the final output market, the two intermediate sectors and the factor markets, where the relationships are primarily *intra*temporal. In section 3 we analyze the aggregate level with a representative Ramsey consumer which captures the *inter*temporal relationships and the portfolio behavior which yields the dynamic equilibrium of the economy. The steady state and dynamic properties of the equilibrium are described in section 4 and given graphical expression. The impact of imperfect competition on the multiplier and welfare is analyzed in section 5, and we conclude in section 6. All proofs are available from the authors on request.

2 Output and Factor Markets.

There are two sectors in the small non-monetary open economy: a perfectly competitive sector producing the traded good at a given international price and an imperfectly competitive non-traded sector⁴. The traded and the non-traded sector outputs are combined⁵ to produce a single final output Y which

⁴The assumption that the non-traded sector is imperfectly competitive reflects the view that it is not open to foreign competition. For the UK, "...the average markup tends to be higher in service industries than in manufacturing, which could reflect the greater tradeability of manufacturing", Small (1997, p.13).

⁵The combination can be seen equivalently *either* as occurring due to production (the traded and non-traded good are intermediate products) *or* through preferences (a sub-utility function). For the formal structure of the paper, we will adopt the former "physical" interpretation.

can be consumed C , invested I or used as government expenditure G

$$Y = C + I + G.$$

The non-traded sector is monopolistic with a composite aggregate y_N derived from the production of n monopolistic firms' outputs y_j ($j = 1..n$). The constant returns technology for the final output is represented by the separable unit-cost function $P = P(p_N, p_T)$ where $p_T = 1$ is the price of the traded good (the numeraire), and p_N is the unit cost of the non-traded composite which depends on the n -vector \mathbf{p} of monopolistic prices p_j , $p_N = p_N(\mathbf{p})$. Since we will be allowing for entry, n may vary. We assume that for any n , if all prices are the same $p_j = p$, then $p_N = p$. This is a useful normalization, but importantly it rules out any *Ethier effect* or *love of variety* (the range of inputs has no implication for unit cost)⁶. By Shephard's Lemma we have the following conditional input demands for the traded good X_T and the composite non-traded good X_N :

$$X_N = \alpha(p_N) \frac{P(C + I + G)}{p_N}, \quad (1)$$

$$X_T = [1 - \alpha(p_N)]P(C + I + G), \quad (2)$$

where $\alpha(p_N)$ is the factor share of the nontraded sector composite good. Along with the standard properties of a cost function, we also assume that $1 > \alpha(p_N) > 0$ for all $p_N > 0$, (this rules out corner solutions where only one good is used to produce Y)⁷. The demands for the individual monopolist j 's output comes by Shephard's lemma from the cost function $p_N(\mathbf{p})$:

$$x_j = \frac{\partial p_N}{\partial p_j} X_N = \bar{\alpha}_j(\mathbf{p}) \frac{p_N X_N}{p_j}, \quad (3)$$

where $\bar{\alpha}(\mathbf{p})$ is the factor-share for input j , which is homogeneous to degree zero in \mathbf{p} . From the demand for firm j (3) we can derive the elasticity of demand $\varepsilon_j(\mathbf{p})$ which is homogeneous of degree zero in \mathbf{p} ⁸. In particular, if

⁶In the context of imperfect competition with entry see for example Heijdra (1998) and Heijdra and Van Der Ploeg (1996) where the Ethier effect is considered in detail. We exclude it only because our focus is elsewhere and we want to keep the model as simple as possible.

⁷In terms of the primal production function for Y , this means that the isoquants in input space do not cut the axes.

⁸The elasticity of demand is $\varepsilon_j(\mathbf{p}) = \frac{p_j}{x_j} \frac{\partial x_j}{\partial p_j}$. Since x_j is homogeneous of degree 1 in \mathbf{p} , it follows that $\varepsilon_j(\mathbf{p})$ is Homogeneous of degree 0. See Dixon (1998).

all prices are the same, then the elasticity of demand is $\varepsilon^* = \varepsilon_j(\mathbf{1})$ for all j . The only restrictions on demand are that $\varepsilon^* > 1$ and the elasticity ε_j is non-decreasing in own-price⁹. We also assume that ε^* is unaffected by n (as in the assumption of no Ethier effect).

The demand for the traded good is satisfied through the net export from abroad and the domestic production. The traded sector is perfectly competitive, firms produce output by combining capital and labor with constant returns technology $y_T = L_T f_N(k_T)$, where k_T is the capital labor ratio, f_T the factor intensive production function and L_T is employment in the traded sector. There is capital and labor mobility across sectors, so firms in both sectors pay the same wage w , and the same rental on capital r_K . The unit cost function is $C^T(w, r_K)$, and under perfect competition price equals unit cost, $1 = C^T(w, r_K)$. Factor demands in the traded sector are given by Shephard's Lemma, $L_T = C_w^T y_T$ and $K_T = C_{r_K}^T y_T$.

2.1 The Monopolistic sector and the Markup.

Each firm j employs capital and labor to produce its output y_j . The increasing returns technology takes the form $y_j = L_j f_N(k_j) - F$, k_j is the capital-labor ratio and L_j employment in firm j and $F > 0$ is a fixed overhead in terms of output. The resulting cost function¹⁰ takes the form $C^N(w, r_K)(y_j + F)$, where $C^N(w, r_K)$ is the constant marginal cost of output, variable cost is $y_j C^N$ and fixed cost is $F C^N$. Firm j chooses its price p_j to maximize profits treating the price index p_N and factor prices $\{w, r_K\}$ as given, subject to the product demand (3)

$$\max_{p_j} (p_j - C^N(w, r_K)) x_j - C^N(w, r_K) F,$$

which yields the condition that marginal revenue equals marginal cost. Under symmetry, $p_j = p_N$ and $\varepsilon_j = \varepsilon^*$. Defining the markup as the *Lerner index* of monopoly $\mu \equiv (p_N - C^N)/p_N = 1/\varepsilon^* > 0$ we have price-cost equation

$$p_N(1 - \mu) = C^N(w, r_K)$$

⁹We require that $\varepsilon^* > 1$ from the first order an interior optimum with strictly positive costs. ε_j being non-decreasing in p_j is sufficient to ensure that marginal revenue is decreasing and the second-order conditions are satisfied.

¹⁰Clearly, we can think of a constant returns production function in terms of notional *gross* output, $y_j + F = L_j f_N(k_j)$: then C^N is the unit/marginal cost of gross output. In terms of *actual* output y_j unit cost is decreasing and marginal cost is constant and equal to C^N .

Under symmetry total nontraded output, employment and capital are $y_N = ny_j$, $L_N = nL_j$, $K_N = L_N k_N$. Factor demands in the monopolistic sector are $L_N = C_w^N [y_N + nF]$ and $K_N = C_{r_K}^N [y_N + nF]$. Hence total profits are $\Pi = y_N(p_N - C^N) - C^N nF$. With free-entry the number of firms is determined by the zero profit condition, which also ties down output per firm.

$$n^e = \frac{\mu}{1 - \mu} \frac{y_N}{F}. \quad (4)$$

2.2 Intra-temporal equilibrium

We can now specify the equilibrium in factor and output markets at any time t conditional on the parameter μ , and the variables $\{K, L, p_N\}$ which are to be determined when we introduce the intertemporal optimization of the household. We have four equations. The first two price-cost equations (5a,b) for traded and nontraded sector relate factor prices to the price of the non-traded good. The other two equations (5c,d) are the factor market clearing conditions: the demands for labor and capital in each sector need to add up to the total supply of K and L .

$$1 = C^T(w, r_K), \quad (5a)$$

$$p_N(1 - \mu) = C^N(w, r_K), \quad (5b)$$

$$C_w^N(y_N + nF) + C_w^T y_T = L, \quad (5c)$$

$$C_{r_K}^N(y_N + nF) + C_{r_K}^T y_T = K, \quad (5d)$$

If there is free entry in the non-traded sector, then we can impose (4) on the last two equations.

First, the price-cost equations (5a,5b) can be solved for $\{w, r_K\}$ as a function of (p_N, μ) ¹¹

$$r_K(p_N, \mu), \quad w(p_N, \mu)$$

$\begin{matrix} - & + & & + & - \end{matrix}$

From this we can define sectoral the capital-labor ratios $\{k_N, k_T\}$ in terms of the derivatives of the cost-functions evaluated at $\{w(p_N, \mu), r_K(p_N, \mu)\}$

$$k_N(p_N, \mu) = \frac{C_{r_K}^N}{C_w^N}, \quad k_T(p_N, \mu) = \frac{C_{r_K}^T}{C_w^T},$$

¹¹For reference, note that $\frac{dw}{dp_N} = \frac{(1-\mu)k_T f_N}{k_T - k_N} > 0 > -\frac{(1-\mu)f_N}{k_T - k_N} = \frac{dr_K}{dp_N}$.

Throughout this paper, we will be considering the case where the traded sector is more capital intensive than the non-traded sector: $k_T > k_N$. This assumption is standard in the literature (e.g. Obstfeld 1989, Mendoza 1995, Rebelo 1997 and Rebelo and Vegh 1995) and empirically justified: *"International evidence seems generally to support the assumption that non-traded goods, taken as an aggregate, are labor-intensive relative to tradeables"* (Obstfeld 1989, p. 446, see also Kravis, Heston and Summers 1983, pp. 206-207).

Second, using (5c,d) we can state the sectoral employment and output levels in terms of aggregate capital, employment, the sectoral capital-labor ratios and the number of firms (using 4 with free-entry)

$$L_T = \frac{K - Lk_N}{k_T - k_N}, \quad y_T = L_T f_T(k_T) \quad (6a)$$

$$L_N = \frac{Lk_T - K}{k_T - k_N}, \quad (6b)$$

$$y_N = \begin{cases} L_N f_N(k_N) - nF & \text{fixed } n \\ L_N f_N(k_N)(1 - \mu) & \text{free-entry.} \end{cases} \quad (6c)$$

Note that the Rybczynski effect implies an increase in K reduces nontraded output and increases traded output, the opposite holding true for L .

The presence of monopolistic competition in the non-traded sector leads to an inefficient allocation of capital and labor: the fact that the marginal cost in the nontraded sector is less than price means that the value of the marginal product of capital and labor are higher in the nontraded sector than in the traded sector. For example, taking the case of capital, note that $C^N = \frac{r_K}{f'(k_N)}$ and $C^T = \frac{r_K}{f'(k_T)}$, so (5a,5b) imply

$$p_N f'_N(k_N) > f'_T(k_T)$$

In this paper we analyze equilibrium and the fiscal multiplier under two market structures for the non-traded sector: monopolistic competition with and without free entry. In both cases, the price is higher than the marginal cost in the non-traded sector, the markup being the same in both cases. Therefore, the economy is not efficient and it is possible (given K and L) to increase the aggregate income by increasing output in the nontraded sector relative to the traded sector.

With a fixed number of firms, firms can earn profits/losses that are distributed to the household and influence consumption and labor supply decisions: as consequence the effects of fiscal policy are going to depend on the

evolution of profits. In the case of free entry, the entry/exit of firms drives profits to zero. Hence when comparing the effect of fiscal policy with and without free entry, the variation in profits without entry will be crucial. Lastly, no Walrasian equilibrium exists: since $F > 0$, increasing returns in the non-traded sector implies non-existence of a perfectly competitive equilibrium. However, the Walrasian case of $\mu = F = 0$ is a limiting case of our economy: for any $F > 0$, the Walrasian economy is the limit as $\mu \rightarrow 0$.

3 The Ramsey Household

In this section we turn to the aggregate level and the intertemporal structure of the economy. First we consider the household's intertemporal optimization. Second, we combine the household's behavior with the micro-structure in order to derive the fundamental dynamic equations describing the economy. In the next section we will examine the steady state and linearized dynamics of the economy.

There is a representative household which owns all capital, supplies all labor, owns the net foreign (real) assets b , receives all of the profits from the domestic firm and pays (lumpsum) taxes which equal in each instant government expenditure G ¹². Lifetime utility is

$$\int_0^\infty U(C, 1 - L)e^{-\rho t} dt,$$

where $U(C, 1 - L)$ gives the flow of utility from current consumption C and leisure $l = 1 - L$: the household has one unit of leisure-endowment per instant and works for L of this. The discount rate ρ is assumed equal to the world interest rate r . This is a strong assumption, but one that is common in the literature: see for example Turnovsky (1997, p.23-4) for a discussion. For this paper, we assume that U is strictly concave in $(C, 1 - L)$ and twice continuously differentiable, with both consumption and leisure being normal goods.

The household's budget constraint is:

$$\dot{b} = rb + wL + r_K K + \Pi - P(C + I + G). \quad (7)$$

¹²The timing of taxation is irrelevant so long as the present values are equivalent since Ricardian equivalence holds.

The current-value Hamiltonian for the household's optimization is:

$$H = U(C, 1 - L) + \lambda[rb + wL + r_K K + \Pi - P(C + I + G)] + qI. \quad (8)$$

From the first order conditions we have:

$$U_c = \lambda P, \quad (9a)$$

$$U_L = -\lambda w, \quad (9b)$$

$$\dot{\lambda} = \lambda(r - \rho) = 0, \quad (9c)$$

$$\dot{P} = rP - r_k. \quad (9d)$$

with the initial conditions $b(0) = b_0$, $K(0) = K_0$ and transversality conditions:

$$\lim_{t \rightarrow \infty} \lambda b e^{-\rho t} = \lim_{t \rightarrow \infty} \lambda P K e^{-\rho t} = 0. \quad (10)$$

From (9c) the marginal utility of wealth λ is constant along time, $\lambda(t) = \lambda^*$. This results from the assumption the discount rate and world interest rate are the same, $r = \rho$. If $r \neq \rho$ then no (interior) steady state would exist, with the trajectory of consumption being either increasing ($r < \rho$) or decreasing ($r > \rho$). Secondly the two equations (9a,9b) yield C and L conditional on (λ, P, w) , the Frisch demands¹³:

$$C = C(\lambda, P, w), \quad (11a)$$

$$L = L(\lambda, P, w). \quad (11b)$$

We assume that consumption and leisure are normal goods so $L_\lambda > 0$ and $C_\lambda > 0$. An increase in the marginal utility of wealth reduces consumption and increases labor supply. An increase in the wages has a positive effect on labor supply, $L_w > 0$ and negative effect on consumption $C_w < 0$. Also, an increase in the aggregate prices P reduces the consumption $C_P < 0$ and labor supply $L_P < 0$. The real wage w/P defines the *income-expansion path* (*IEP*) in consumption-leisure space, λP the position on the path. Equation (9d) is the arbitrage equation equating the return on capital and bonds.

¹³See Cornes (1992, pp.163-165).

4 Macroeconomic Equilibrium

In this section, we represent the equilibrium as a dynamic system in $\{p_N, K, b\}$ and analyze the dynamics of the linearized system around the steady-state. Since the dynamics are similar with and without entry, we present the no entry case entry as the baseline, pointing out the situations where free entry affects the analysis as necessary.

First, since λ is constant at its steady state value, the evolution of consumption and labor supply (equations (11a) and (11b)) is determined only by the price level and wages, which are functions of the p_N : $P = P(p_N)$; $w = w(p_N, \mu)$. The equilibrium in the capital market requires that the arbitrage condition (9d) is satisfied, combining this equation with the rental price of capital $r_k(p_N, \mu)$ we obtain a differential equation in p_N .

$$\dot{p}_N = \frac{p_N [r \cdot P(p_N) - r_k(p_N, \mu)]}{\alpha(p_N) P(p_N)} \equiv \Gamma(p_N). \quad (12)$$

This equation yields a stationary point $p_N^*(\mu)$, satisfying $rP(p_N^*) = r_k(p_N^*, \mu)$: the solution must be unique (because of strict monotonicity of P and r_K in p_N) and is strictly increasing in μ ($dp_N^*/d\mu > 0$). Thus, steady-state prices P and wages w are determined by the markup¹⁴: $P^*(\mu) = P(p_N^*(\mu))$, $w = w(p_N^*(\mu), \mu)$, $dP/d\mu > 0 > dw/d\mu$. An increase in the markup raises the price of non tradables p_N , leading to an increase in the price level P and a reduction in wages w . Moreover, since steady-state wages and prices are exclusively determined by (12), they are not affected by changes in fiscal policy.

Secondly, the dynamic equation for capital can be obtained from the non-traded good market clearing condition¹⁵, equating supply (6c) with demand (2). With a fixed n we have

$$L_N f_N(k_N) - nF = \frac{\alpha(p_N) P(p_N)}{p_N} [C + G + \dot{K}],$$

whilst with free entry the *LHS* is $(1 - \mu)L_N f_N(k_N)$. Hence:

$$\dot{K} = \frac{p_N}{\alpha(p_N) P} \left[\frac{Lk_T - K}{k_T - k_N} f_N - nF \right] - C - G \equiv \Phi(K, p_N). \quad (13)$$

¹⁴The international interest rate also determines these variables: however, since it is presumed exogenous throughout, we suppress this in the notation.

¹⁵We are assuming that capital itself is not traded: for a discussion of this assumption see Turnovsky 1997, pp.123-5.

Finally, the evolution of bonds b is determined by the balance of payments that comprises the trade balance: the difference between the demand to the traded sector, (1), and domestic supply, (6a), plus the interest payment on the existing assets, rb .

$$\dot{b} = rb + \frac{K - Lk_N}{k_T - k_N} f_T - [1 - \alpha(p_N)] P (C + \dot{K} + G). \quad (14)$$

Substituting (13), we obtain a differential equation that describes the evolution of bonds.

$$\dot{b} = rb + \frac{K - Lk_N}{k_T - k_N} f_T - \left[\frac{1 - \alpha}{\alpha} \right] p_N \frac{Lk_T - K}{k_T - k_N} f_N \equiv \Psi(K, p_N, b). \quad (15)$$

The dynamic equilibrium for the economy can be represented by the three differential equations for $\{K, b, p_N\}$ along with the transversality conditions (10). We first consider the dynamics of the linearized system. Following Brock and Turnovsky (1994), we linearize the dynamic system (equations Γ , Φ and Ψ), around the steady state defined by $\dot{p}_N = \dot{K} = \dot{b} = 0$ treating the steady-state value λ^* as given (since it is constant, it does not influence the dynamics):

$$\begin{bmatrix} \dot{p}_N \\ \dot{K} \\ \dot{b} \end{bmatrix} = \begin{bmatrix} \Gamma_p(p_N^*) & 0 & 0 \\ \Phi_p(p_N^*, K^*) & \Phi_K(p_N^*, K^*) & 0 \\ \Psi_p(p_N^*, K^*, b^*) & \Psi_K(p_N^*, K^*, b^*) & r \end{bmatrix} \begin{bmatrix} p_N - p_N^* \\ K - K^* \\ b - b^* \end{bmatrix}. \quad (16)$$

This system can be solved recursively: we first solve the system composed by Γ and Φ , then solve for level of bonds b . The sub-system in $\{K, p_N\}$ possesses two eigenvalues: one negative (Φ_K) and one positive (Γ_{p_N}), implying that the dynamics are saddle path stable.

$$\Gamma_{p_N} = \frac{p_N}{\alpha P} \left(\frac{\partial P(p_N)}{\partial p_N} - \frac{\partial r_k(p_N)}{\partial p_N} \right) > 0 \text{ and } \Phi_K = \frac{p_N}{\alpha P} \frac{-f_N}{k_T - k_N} < 0,$$

where Φ_K refers to derivative of equation Φ with respect to capital in the case of fixed n . In the case of free-entry, $\Phi_K^e = (1 - \mu)\Phi_K$. The derivatives Γ_{p_N} and Φ_K are evaluated at the steady-state. Their sign is determined by the fact that the traded sector is capital intensive $k_T > k_N$. In general the stable solution takes the following form

$$p_N(t) = p_N^*, \quad (17a)$$

$$K(t) = K^* + (K_0 - K^*)e^{\Phi_K t}, \quad (17b)$$

$$b(t) = b^* + \Omega(K_0 - K^*)e^{\Phi_K t}, \text{ where } \Omega = \frac{\Psi_K}{\Phi_K - r} < 0. \quad (17c)$$

Given that the arbitrage equation is unstable ($\Gamma_{P_N}(p_N^*) > 0$), the relative price of nontraded good is constant at its steady state value $p_N^* = p_N(\mu)$, as are wages and the price level: $w(t) = w(\mu)$ and $P(t) = P(\mu)$. Since $\{P, w, \lambda\}$ are immediately set at their steady-state values, so are $C(t) = C^*$ and $L(t) = L^*$ for all $t \in [0, \infty)$. The evolution of bonds is determined by investment: since Ω is negative, an increase in capital produces a deficit in the current account. This is a common feature of other intertemporal models (see e.g., Turnovsky 1997 and Obstfeld and Rogoff, 1996). As will be seen, this relationship between the balance of payments and capital accumulation is affected by the existence of imperfect competition in the economy. As capital is accumulated there is a *sectoral reallocation* of labor and capital towards the traded sector via the Rybczynski effect (6), which reduces and eventually eliminates the current account deficit. The role of profits is crucial here when there is a fixed number of firms. Profits are the sole source of income variation over time, as is revealed in Proposition 1:

Proposition 1 *The relationship between the current account and the level of investment, Ω .*

(a) *Free entry:* $\Omega = -P$

(b) *Fixed n :* $\Omega = -P - \left[\frac{\mu P_N}{\Phi_K - r} \frac{f_N}{k_T - k_N} \right]$

In the case of free-entry, as in the case of perfect competition, there are no profits. The arbitrage equation equating the returns of capital and bonds means that although bond income and capital rental may vary individually over time, the total value of assets is constant as is the fixed world interest rate r , so that the flow of combined income from bonds and capital is also constant: $r(b(t) + P.K(t)) = r(b_0 + P.K_0)$. For this to be the case, the change in the value of bonds and capital must be equal and opposite in sign in terms of the numeraire: hence $\Omega = -P$. When there is a fixed number of firms, there is an additional effect on the net present value of profits: this is captured by the term in square brackets which equals $\Omega + P > 0$. Since consumption and all items of income other than profit are constant, the variation in profit is reflected in the stock of bonds (see 20 below).

Turning to the steady state, as we have explained output and factor prices $\{P, p_N, w, r_k\}$ are determined by international interest rate and markup. Using (13), we obtain the steady-state capital stock K^* corresponding to the steady-state level of employment and consumption and steady-state profits

with non-entry

$$K^* = \frac{1}{\Phi_K} (C^* + G) + k_T L^*, \quad (18)$$

$$\Pi^* = \mu p_N \left[\frac{L^* k_T - K^*}{k_T - k_N} f_N - nF \right] \quad (19)$$

The steady state level of bonds b^* is determined by evaluating (17c) at $t = 0$

$$b^* = b_0 - \Omega(K_0 - K^*), \quad (20)$$

Finally, we compute the marginal utility of wealth at the steady-state λ^* . We use the fact that the level of consumption and labor supply satisfy the intratemporal optimality conditions given $\{P, w\}$: $C(\lambda) = C(\lambda, P(\mu), w(\mu))$, $L = L(\lambda, P(\mu), w(\mu))$. Hence we can represent the household's lifetime budget constraint (*LTBC*) in steady state, derived from (7), setting $\dot{b} = \dot{K} = 0$,

$$C(\lambda) = r \left(\frac{b^*}{P(\mu)} + K^* \right) + \frac{w(\mu)}{P(\mu)} L(\lambda) + \frac{\Pi^*}{P(\mu)} - G. \quad (21)$$

This gives us a system of 3 equations {21,20,18} with 3 unknowns $\{K^*, \lambda^*, b^*\}$, which define the steady state. We next evaluate the steady state and develop a graphical representation of equilibrium in consumption and leisure space for the two cases (entry, no-entry), which allows a simple and intuitive analysis of fiscal policy in section 5.

In the case of free-entry, as with perfect competition, there are no profits and $\Omega = -P$, so the *LTBC* (21) can be written in the form¹⁶:

$$C = \frac{r b_0}{P} + r K_0 + \frac{w}{P} L - G \equiv J^e(L, \mu) - G. \quad (22)$$

With a fixed number of firms, we have to take into account the variation in the *NPV* of profits caused by investment (given by $\Omega + P > 0$). The reason is that the wealth of consumer depends on the present value of profits. The net present value of profits can be decomposed into two parts: steady-state and deviations therefrom

$$\int_0^\infty \Pi(t) e^{-rt} dt = \frac{\Pi^*}{r} - (\Omega + P)(K_0 - K^*) \quad (23)$$

¹⁶Since the initial stocks of bonds are given, we omit them from J^e . Clearly, changes in initial wealth will result in shifts in (22) in $\{C, L\}$ space.

The output in the nontraded sector and hence profits are governed by the evolution of the capital stock, (17b): if $K_0 < K^*$, the profit flow will exceed the steady state and then diminish as capital is accumulated, and *vice versa*. We can represent the steady state *LTBC* (21) in terms of $J^e(L, \mu)$ and the *NPV* of profits (23)

$$C + G = J^e(L, \mu) + \frac{\Pi^*}{P} - r\left(\frac{\Omega + P}{P}\right)(K_0 - K^*) \equiv J(L, \mu, n) \quad (24)$$

where Π^* and K^* are given by (18,19). The key point to note is that the slope of $J(L, n, \mu)$ in consumption-leisure space is greater than w/P since it includes the additional effect on steady state profits when L increases (see (19)):

Proposition 2 *Consider the case of n fixed the steady-state relationship between consumption and employment $J(L, n, \mu)$ is given by*

$$J(L, n, \mu) = A + BL,$$

where $B > w/P$ and $A = A_0 - A_1 n$, with $A_0 > r(\frac{b_0}{P} + K_0)$ and $A_1 > 0$.

The steady-state is presented by intersection of the *IEP*, which represents the optimal consumption and labor for any level of income given the real wage $w(\mu)/P(\mu)$, and the life-time budget constraint *LTBC*. In figure 1, we depict equilibria with free-entry and with fixed- n . The *IEP* is common to both cases since wages and price are the same in both cases. With free-entry, there are no profits and the *LTBC* is $J^e(L, \mu)$, (22): in consumption-leisure space this has a slope $-w/P$. with the resultant equilibrium at E^e . The intercept term $L = 0$ represents non-labor income less tax: $r(\frac{b_0}{P} + K_0) - G$.

When firms obtain profits, the *LTBC* is $J(L, \mu, n)$ with equilibrium at point E^n . It is worth emphasizing that when the consumer decides the consumption and labor supply it takes the level of profits as given: the *intra*temporal budget constraint has slope $-w/P$ and is represented by the dotted line. The flow value of profits (losses) is represented by the vertical distance above (below) the point where the free-entry budget line $J^e(L, \mu)$ intersects the $L = 0$ line, Π_B . Moreover, the intercept term $J(0, \mu, n)$ falls as the number of firms n increases. At point E , where $J(L, n, \mu) = J^e(L, \mu)$, the fixed number of firms n happens to equal the free-entry number n^e : at points to the left of E , $n < n^e$ and profits are positive; to the right $n > n^e$

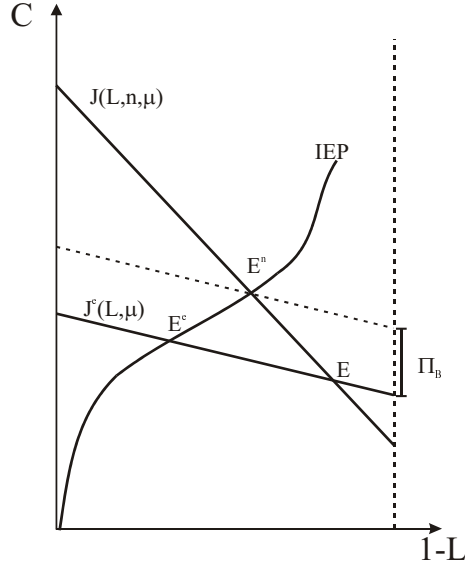


Figure 1: Free entry and fixed n compared for $\mu > 0$.

leading to losses. If we alter the number of firms, there is a vertical shift in $J(L, n, \mu)$. Hence, at the equilibrium depicted, E^n , the number of firms is less than the free-entry equilibrium E^e .

An increase in μ has two effects: firstly, the IEP shifts to the right/down: an increase in μ reduces the real wage and means that the household will substitute leisure for consumption. Secondly, the $LTBC$ will be rotated anticlockwise (as the real wage falls) and the absolute value of the intercept will fall when $b_0 \neq 0$ (since $b_0/P(\mu)$ falls).

It is important to note that expected variations in profits, even in the distant future, affect the present level of consumption. Hence the effect of the fiscal policy on consumption and labor will depend not only on variation in current or steady-state profits, but also on the variation in profits along the transition to new steady-state. Static models do not consider this effect because they do not introduce the intertemporal budget constraint. In dynamic closed economy models (e.g. Heijdra (1998) and Rotemberg, and Woodford (1995)), the consumer can only use domestic savings to accumulate capital and consumption varies with investment. In our model, variations in profits affect the current account and stock of bonds, whilst consumption is perfectly smoothed.

5 Fiscal Policy

We consider the effects of a permanent but unanticipated change in total government expenditure financed by a lump-sum tax. Let us first turn to the steady state effects. We will be considering the output¹⁷ and employment multipliers in particular. Since government expenditure does not affect the equilibrium prices, there is a pure wealth effect on consumption and leisure (a *resource withdrawal effect* in Turnovsky's terminology). Hence

Proposition 3 *Independently of the market structure that we consider*

$$0 < \frac{dY^*}{dG} < 1, \quad \frac{dL^*}{dG} > 0, \quad \frac{dK^*}{dG} > 0, \quad \frac{db^*}{dG} < 0.$$

This is depicted in consumption leisure space, Figure 2. In all three cases, there is a linear *LTBC*. An increase in G merely results in a vertical shift downwards in the *LTBC*, with no other change. The increase in tax is allocated between consumption and leisure according to the *slopes* of the *IEP* and the *LTBC*. In the limiting case where leisure has an infinite marginal utility (vertical *IEP*), then there would be 100% crowding out and zero multipliers for employment output and capital. Conversely, with zero marginal utility of leisure (*IEP* Horizontal) there is no crowding out. Likewise, the flatter the *LTBC*, the greater the reduction in consumption and smaller reduction in Leisure. Hence the comparison of multipliers depends crucially on comparison of the slopes of the *IEP* and *LTBC*.

We firstly compare the multiplier under free-entry and for a fixed- n . Assuming that we start off from an initial position with zero-profits ($n = n^e$, a point like A in figure 3).

Proposition 4 *If either (a) for general preferences with $n = n^e$, or (b) for any n with $U(C, 1 - L)$ homothetic*

$$\left. \frac{dY^*}{dG} \right|_n > \left. \frac{dY^*}{dG} \right|_e \text{ and } \left. \frac{dL^*}{dG} \right|_e > \left. \frac{dL^*}{dG} \right|_n.$$

¹⁷ Y is related to national income (measured in terms of the numeraire) by the following identities: $GDP = PY - rb + \dot{b}$ and $GNP = GDP + rb$. In steady state, since $\dot{b} = 0$, we have $GNP = PY$.

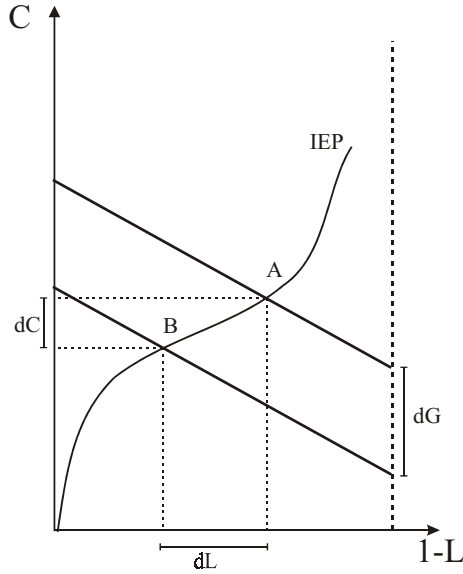


Figure 2: The multiplier and resource withdrawal effect.

In figure 3, we depict the new equilibria after the increase in G from the initial equilibrium at A . If there were no change in Leisure, then the new equilibrium would be at A' . However, the household chooses to allocate the increase in taxes by working harder, to be on its IEP (which is the same in both cases). The only difference between free entry and fixed- n is that the $LTBC$ is flatter with free-entry. With free-entry, the new equilibrium is at C ; with fixed- n the new equilibrium is at B (the dotted line passing through B is the household's steady state budget constraint). Clearly, the reduction in consumption is smaller in the case of fixed- n than with free-entry. The reason is that with a fixed number of firms an increase in output is achieved more efficiently (since the level of fixed costs is constant), the efficiency being reflected in the additional steady state profit income Π_B . Note that Proposition 4 could be reversed if we allow for a strong enough Ethier effect. This requires the reduction in costs as a result of new products to outweigh the extra fixed costs (see for example Heijdra 1998).

The above argument applies to general preferences, only relying on the upward slope of the IEP . In this case the initial starting position has to be the same ($n = n^e$) so that the slope is the same. In the case of homothetic preferences, the IEP is linear with constant slope so that the proposition

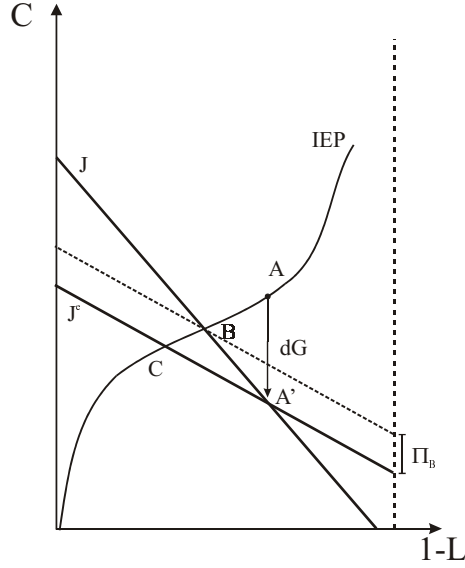


Figure 3: The multiplier under free entry and with a fixed number of firms.

does not rely on the same initial condition.

We now contrast the *impact* effect with the steady state effects. On impact the stock of capital and bonds are unchanged by dG . Clearly, since price is also unaffected by changes in G , and $\{\lambda, C, L\}$ jump to their steady state values immediately, we need only look at $\{Y, y_N, y_T\}$. The impact effects of a permanent increase in government expenditure obey the following inequalities

$$\frac{dY(0)}{dG} > \frac{dY^*}{dG} > 0, \quad \frac{dy_N(0)}{dG} > \frac{dy_N^*}{dG} > 0,$$

$$\frac{dy_T^*}{dG} > 0 > \frac{dy_T(0)}{dG}, \quad \frac{d\dot{b}(0)}{dG} < 0.$$

The Rybczynski effect determines the effect on sectoral outputs: an increase in labor with a constant capital stock decreases the output of the capital intensive traded sector from (6c), whilst increasing the output in the labor intensive non-traded sector. This means that on impact there is a balance of payments deficit (bonds are decumulated). As we move towards steady state, capital is accumulated: output in the traded sector increases,

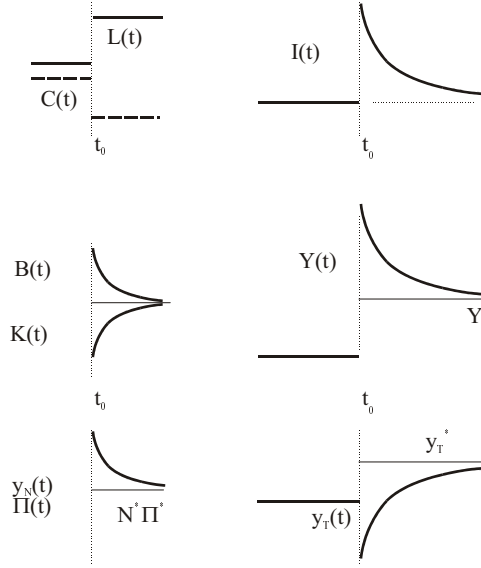


Figure 4: The dynamic response to a permanent unanticipated increase in G .

in the non-traded decreases. If we look at aggregate output, the initial jump is higher than the steady state change, reflecting the investment that occurs. In the case of fixed- n , the time path of profits follows that of the NT sector: on impact there is overshooting and then decline towards the new higher steady state. The time-paths of variables is depicted in Fig.4, where the unanticipated increase in G occurs at t_0 .

5.1 The Markup, the Multiplier and Welfare.

Having considered the effect of fiscal policy for a given markup μ , we can now explore the effect of variations in μ . In general, we cannot say what the effect of μ is on the multiplier. The intuitive reason for this is that an increase in μ tends to makes *both* the IEP and the $LTBC$ flatter: the first increases the multiplier and the second reduces it. First, the reduction in the real wage means that the households substitutes from consumption to leisure - the IEP shifts to the right/down. This will tend to increase the multiplier: the response to reduced wealth falls more heavily on the labor supply than consumption. Second, the slope of the $LTBC$ is reduced, repre-

senting the increased inefficiency in the economy: this effect tends to lead to a greater decrease in both consumption and leisure. Which effect dominates will depend very much on functional forms (see Dixon and Lawler 1996 for the static closed economy case). In particular, when the *IEP* is non-linear, no obvious connection can be made between the shift in the *IEP* and the slope at the equilibrium point.

We are able to make some general statements for Cobb-Douglas (*C-D*) preferences and/or technology

$$\begin{aligned} U(C, L) &= \frac{1}{1-\sigma} (C^\nu (1-L)^{1-\nu})^{1-\sigma} . && \text{Preferences} \\ f_N(k_N) &= (k_N)^\delta, \quad f_T(k_T) = (k_T)^\beta, \quad P = (p_N)^\alpha . && \text{Technology} \end{aligned}$$

Proposition 5 *The Markup and the multiplier in a Cobb-Douglas Economy*

- (a) *Free-entry, C-D technology and preferences:* $\frac{dY^*}{dG} = 1 - \nu$.
- (b) *Fixed n , C-D Preferences and technology:* $\frac{d^2 Y^*}{dG d\mu} > 0$.
- (c) *Fixed n , C-D preferences:* $\left. \frac{dY^*}{dG} \right|_{\mu>0} > \left. \frac{dY^*}{dG} \right|_{\mu=0}$.

In the case of free-entry with $C - D$ preferences and technology, the markup has no effect on the multiplier. This is a useful reference point. In the case of a fixed number of firms, there is an additional profit effect: as output in the non-traded sector increases, so does profit. This profit effect is larger when there is a larger markup. This effect is similar to the results in static models (Dixon 1987, Mankiw 1988): however in a dynamic economy the profit effect takes in the net present value of profits, including profits earned along the path to equilibrium. With $C - D$ technology and preferences, the multiplier is increasing in μ : with $C - D$ preferences and general technology, the multiplier with any positive $\mu > 0$ is greater than the limiting Walrasian case. This last result also indicates that the multiplier is increasing in μ for μ small enough (by continuity).

Lastly, we can determine the welfare effects of fiscal policy. Since we are treating G as waste, the resource withdrawal effect reduces utility. Defining lifetime utility as $\bar{U} = \int_0^\infty U(C, 1-L) \exp[-rt] dt$, we find that

Proposition 6 *The effect of public expenditure on lifetime Utility.*

- (a) *Free-entry* $\frac{d\bar{U}}{dG} = \frac{-U_c}{r} < 0$.
- (b) *Non-entry* $\frac{d\bar{U}}{dG} = -\frac{U_c}{r} + \frac{U_c}{r} \left[\frac{1}{P} \frac{d\Pi^*}{dG} \frac{\Phi_K}{(\Phi_K - r)} \right] < 0$.

Under free-entry the reduction in utility is equal to the reduction in consumption due to higher taxes ($\frac{-U_c}{r}$). This is the result that would obtain in economy with perfect competition (e.g. Sen and Turnovsky (1991))¹⁸. In the case of monopolistic competition with non-entry, we have an additional positive effect on welfare: the increase in the present value of profits. The term in square brackets in part (b) is precisely the increase in the net present value of profits caused by an increase in G . The effect of profits is as crucial in determining welfare effects as it is the output multiplier.

6 Conclusion

In this paper we have attempted to develop a general yet tractable framework with which to analyse the conduct of fiscal policy in the context of a small open economy with an imperfectly competitive non-traded sector. The approach does not rely on special assumptions about the functional forms of preferences or technology, yet is able to yield some clear results. In addition we have developed a diagrammatic approach to the analysis of fiscal policy to complement the mathematical analysis. This general approach can be developed. For some applications, it might be desirable to have imperfect competition in the traded sector in addition to or instead of the non-traded sector. The existing modelling framework can also be extended by introducing other features: distortionary taxes and tariffs, Ethier and other productivity effects, public infrastructure effects and different types of imperfect competition.

¹⁸In the model the marginal rate of substitution between consumption and leisure is equal to real wage. Hence, since the wage is constant the marginal utility of labor can be expressed in terms of the marginal utility of consumption and the variation in welfare can be represented solely by the change in consumption as consequence of the variation in public expenditure (see the Appendix).

7 Bibliography.

- Backus, D., P. Kehoe and F. Kydland, 1995. International business cycle: theory and evidence, in: F. T. Cooley, ed., *Frontiers of Business Cycle Research*, (Princeton University Press, Princeton.) 331-356.
- Brock, P. L. and Turnovsky, S.J., 1994. The dependent economy model with both traded and nontraded capital goods, *Review of International Economics* 2, 306-325.
- Cornes, R., 1992. *Duality and modern economics*, (Cambridge University Press, Cambridge).
- Dixon, H. 1987. A simple model of imperfect competition with Walrasian features, *Oxford Economic Papers* 39, 134-160.
- Dixon, H., 1990. Macroeconomic policy with floating exchange rate and unionized non-traded sector, *Economic Journal* 100 suppl., 78-90.
- Dixon H. 1998. *Lectures on imperfect competition and macroeconomics*, mimeo, University of York.
- Dixon H. 2000. Modelling Market Power in Labour and Product Markets in a Dynamic Economy, York Discussion paper 00/20.
- Dixon, H., and P. Lawler, 1996. Imperfect competition and the fiscal multiplier, *Scandinavian Journal of Economics* 98, 219-231.
- Dornbusch, R., 1983. Real interest rates, home goods and optimal external borrowing, *Journal of Political Economy* 91, 1161-1176.
- Ghosh, A., 1992. Fiscal policy, the terms of trade and the external balance, *Journal of International Economics* 33, 105-125.
- Hansen, Claus T., 1999. Long Run Impact of Increased Wage Pressure, *Journal of Economics*, 69, 141-147.
- Heijdra, B., 1998. Fiscal policy multipliers: the role of monopolistic competition, scale economies, and intertemporal substitution in labour supply, *International Economic Review* 39, 659-695.

- Heijdra B. and Van Der Ploeg F. (1996). Keynesian Multipliers and the Cost of Public Funds under Monopolistic Competition, *Economic Journal*, 106: 1284-1296.
- Kravis I., Heston A. and Summers R. (1983). The Share of Services in Economic Growth, in F.G. Adams and B. Hickman, eds. *Global Econometrics* (MIT press).
- Obstfeld, M., 1982. Aggregate spending and the terms of trade: is there a Laursen-Metzler Effect?, *Quarterly Journal of Economics*, 97, 251-270.
- Obstfeld, M., 1989. Fiscal deficits and relative prices in a growing economy, *Journal Monetary Economics*, 23, 461-484.
- Obstfeld, M. and K. Rogoff, 1995a. Exchange rate dynamics redux, *Journal of Political Economy*, 103, 624-660.
- Obstfeld, M. and K. Rogoff, 1995b. The intertemporal approach to the balance of payments, in: G. M. Grossman and K. Rogoff, eds., *Handbook of international economics*, Vol. 3 (North Holland, Amsterdam) 1732-1799.
- Obstfeld, M. and K. Rogoff, 1996. *Foundations of international macroeconomics* (MIT Press, Cambridge, Massachusetts).
- Mankiw, N.G., 1985. Imperfect competition and the Keynesian cross, *Economic Letters* 26, 7-13.
- Mendoza, E.G., 1995. The terms of trade, real exchange rate and economic fluctuations, *International Economic Review* 36, 101-137.
- Rebelo S. 1997. What Happens When Countries Peg Their Exchange Rates? NBER working paper 6168.
- S. Rebelo and C. Vegh 1995. Exchange-rate-based Stabilizations: an Analysis of Competing Theories. *NBER Macroeconomics annual*, 125-174.
- Startz, R., 1989. Monopolistic competition as a foundation for Keynesian macroeconomic models, *Quarterly Journal of Economics* 104, 737-752.

- Rotemberg, J. and M. Woodford 1995. Dynamic general equilibrium models with imperfectly competitive product markets, in: F. T. Cooley, ed., *Frontiers of Business Cycle Research*, (Princeton University Press, Princeton) 243-293.
- Sen, P. and S.J. Turnovsky, 1989. Deterioration of the terms of trade and capital accumulation: a re-examination of Laursen-Metzler effects, *Journal of International Economics*, 26, 227-250.
- Sen, P. and S. J. Turnovsky, 1990. Investment tax credit in an open economy, *Journal of Public Economics*, 42, 277-299.
- Sen, P. and S. J. Turnovsky, 1991. Fiscal policy, capital accumulation in an open economy, *Oxford Economic Papers* 43, 1-24.
- Serven, L., 1995. Capital goods imports, the real exchange rate and current account, *Journal of International Economics*, 39, 79-101.
- Small, I., 1997. The cyclicality of markups and profit margins: some evidence for manufacturing and services. *Bank of England working paper no. 72*.
- Turnovsky, S.J., 1991. Tariffs and sectorial adjustments in an open economy, *Journal of Dynamics and Control* 15, 53-89.
- Turnovsky, S.J., 1997. *International macroeconomic dynamics* (MIT press, Cambridge, Massachusetts).
- Van Wincoop, E., 1993. Structural adjustment and the construction sector, *European Economic Review*, 177-201.