

Holst, Elke; Schimeta, Julia

Article

Slightly more women in Germany's corporate boardrooms: Especially in DAX 30 companies

DIW Economic Bulletin

Provided in Cooperation with:

German Institute for Economic Research (DIW Berlin)

Suggested Citation: Holst, Elke; Schimeta, Julia (2013) : Slightly more women in Germany's corporate boardrooms: Especially in DAX 30 companies, DIW Economic Bulletin, ISSN 2192-7219, Deutsches Institut für Wirtschaftsforschung (DIW), Berlin, Vol. 3, Iss. 3, pp. 3-14

This Version is available at:

<https://hdl.handle.net/10419/74673>

Standard-Nutzungsbedingungen:

Die Dokumente auf EconStor dürfen zu eigenen wissenschaftlichen Zwecken und zum Privatgebrauch gespeichert und kopiert werden.

Sie dürfen die Dokumente nicht für öffentliche oder kommerzielle Zwecke vervielfältigen, öffentlich ausstellen, öffentlich zugänglich machen, vertreiben oder anderweitig nutzen.

Sofern die Verfasser die Dokumente unter Open-Content-Lizenzen (insbesondere CC-Lizenzen) zur Verfügung gestellt haben sollten, gelten abweichend von diesen Nutzungsbedingungen die in der dort genannten Lizenz gewährten Nutzungsrechte.

Terms of use:

Documents in EconStor may be saved and copied for your personal and scholarly purposes.

You are not to copy documents for public or commercial purposes, to exhibit the documents publicly, to make them publicly available on the internet, or to distribute or otherwise use the documents in public.

If the documents have been made available under an Open Content Licence (especially Creative Commons Licences), you may exercise further usage rights as specified in the indicated licence.

Slightly More Women in Germany's Corporate Boardrooms—Especially in DAX 30 Companies

by Elke Holst and Julia Schimeta

Despite the commitment that has been expressed by German companies to bringing more women into top management, at the end of 2012, only four percent of all seats on the executive boards and just under 13 percent on the supervisory boards of the top 200 companies in Germany were occupied by women. This corresponds to an increase of one percentage point on the previous year in both cases. Nevertheless, at the end of 2012, women held almost eight percent of seats on the executive boards of the DAX 30 (up 4.1 percentage points on the previous year) and over 19 percent of seats on DAX 30 supervisory boards (up 3.7 percentage points)—which may well be attributable at least in part to the public attention focused on these companies. In companies with government-owned shares, which are often smaller than the DAX 30 or the top 200 companies, the representation of women was somewhat higher at over 11 percent on executive boards and almost 20 percent on supervisory boards. Overall, employee representatives still make up the majority of women on supervisory boards. In none of the company groups studied had the strong predominance of men declined significantly. At the start of the period under investigation, the number of women on the boards was too low and the impetus for change was too weak. Within Europe, Germany is ranked sixth in terms of the percentage of women in the top-level decision-making bodies of listed companies. On the one hand, this is indicative of even more severe difficulties faced by women seeking executive positions in other countries. On the other hand, it should be noted that German firms rank relatively high because only the supervisory boards of the DAX 30 are taken into account in the European comparison. This focus on supervisory boards of DAX companies is too narrow, however, for an accurate assessment of women's opportunities in corporate boardrooms.

In this article, we analyze the representation of women on the executive and management boards (henceforth executive boards) as well as the supervisory boards and administrative councils (henceforth supervisory boards) in Germany's largest commercial enterprises based on data collected annually by DIW Berlin.¹ The present survey covers the 200 commercial enterprises with the highest turnover outside the financial sector.² DAX 30, MDAX,³ and SDAX⁴ companies were analyzed separately, and 60 companies with government-owned shares were also included in the survey.

For an in-depth treatment of the different segments of the financial sector, another survey of the top-level boards of Germany's 100 largest banks and 61 insurance companies was conducted, and comparisons are drawn between the public and private sectors in a separate article in this issue of DIW Economic Bulletin.⁵ In addition, the top management positions on supervisory and decision-making bodies in the financial sector were analyzed on both the EU and national level. Overall, the top management positions of significantly more than 500 companies and institutions were considered.

¹ Most recently in 2012, see E. Holst and J. Schimeta, Top-Level Management in Large Companies: Persistent Male-Dominated Structures Leave Little Room for Women, DIW Economic Bulletin, no. 4 (2012).

² The selection was based on Wolters Kluwer Deutschland GmbH, Die großen 500. Deutschlands Top-Unternehmen, (Müßig Verlag, November 2012). Research on the composition of top-level management bodies in Germany's largest 500 companies was carried out between November and the end of December 2012. Information is based on the companies' own statements published on the Internet, annual reports and accounts from 2011, articles in the German Federal Gazette (Bundesanzeiger) and on inquiries to companies by DIW Berlin.

³ With regard to market capitalization and trading volume, the MDAX companies are ranked just below the DAX 30 companies (mid caps).

⁴ With regard to market capitalization and trading volume, the SDAX companies are ranked just below the MDAX companies (small caps).

⁵ For the findings, see E. Holst and J. Schimeta, Financial Sector: Male Dominance in Top Decision-Making Bodies Remains Overwhelming, in this issue of DIW Economic Bulletin.

Table 1

**Women on Executive and Supervisory Boards in Germany's Largest 200 Companies
(Excluding Financial Sector) At Year End 2006–2012**

	Top 200							Top 100						
	2006	2007	2008	2009	2010	2011	2012	2006	2007	2008	2009	2010	2011	2012
Executive boards/senior management														
Total number of companies	200	200	200	200	200	200	200	100	100	100	100	100	100	100
With data on composition	195	184	191	187	195	197	200	97	95	96	92	95	100	100
With women on executive board	9	15	17	16	22	22	33	1	7	3	4	8	11	19
Percentage	4.6	8.2	8.9	8.6	11.3	11.2	16.5	1.0	7.4	3.1	4.3	8.4	11.0	19.0
Total number of members	953	893	934	833	906	942	970	531	536	526	441	490	533	520
Men	942	877	911	812	877	914	931	530	529	519	437	479	520	497
Women	11	16	23	21	29	28	39	1	7	7	4	11	13	23
Percentage of women	1.2	1.8	2.5	2.5	3.2	3.0	4.0	0.2	1.3	1.3	0.9	2.2	2.4	4.4
Total number of chairpersons ¹	195	184	191	187	195	198	198	97	95	96	92	97	100	99
Men	195	184	190	186	193	197	196	97	95	96	92	97	100	99
Women	0	0	1	1	2	1	2	0	0	0	0	0	0	0
Percentage of women	0.0	0.0	0.5	0.5	1.0	0.5	1.0	0.0	0.0	0.0	0.0	0.0	0.0	0.0
Supervisory boards/administrative councils														
Total number of companies	200	200	200	200	200	200	200	100	100	100	100	100	100	100
With data on composition	170	145	168	153	166	163	170	87	86	88	78	86	90	92
With women on supervisory board	110	101	124	110	117	118	128	65	65	68	60	61	68	76
Percentage	64.7	69.7	73.8	71.9	70.5	72.4	75.3	74.7	75.6	77.3	76.9	70.9	75.6	82.6
Total number of members ¹	2,500	2,268	2,466	2,175	2,293	2,268	2,369	1,389	1,373	1,385	1,166	1,263	1,326	1,359
Men	2,304	2,074	2,236	1,961	2,050	1,999	2,064	1,270	1,255	1,249	1,048	1,142	1,178	1,186
Women	196	194	230	214	243	269	305	119	118	136	118	121	148	173
Percentage of women	7.8	8.6	9.3	9.8	10.6	11.9	12.9	8.6	8.6	9.8	10.1	9.6	11.2	12.7
Total number of chairpersons ¹	170	145	168	153	167	167	171	87	86	88	78	87	91	92
Men	167	143	166	151	165	164	167	85	84	86	76	85	88	89
Women	3	2	2	2	2	3	4	2	2	2	2	2	3	3
Percentage of women	1.8	1.4	1.2	1.3	1.2	1.8	2.3	2.3	2.3	2.3	2.6	2.3	3.3	3.3
Companies with data on employee representation	123	108	129	103	110	105	118	81	71	66	58	58	62	58
Total number of members	2,206	1,773	1,910	1,732	1,506	1,567	1,638	602	1,180	1,035	968	835	912	860
Men	2,023	1,616	1,742	1,563	1,360	1,391	1,438	487	1,087	940	868	759	824	753
Women	183	157	168	169	146	176	200	115	93	95	100	76	88	107
Female employee representatives	139	117	125	121	105	119	117	84	67	69	76	56	65	64
Total percentage of women	76.0	74.5	74.4	71.6	71.9	67.6	58.5	73.0	72.0	72.6	76.0	73.7	73.9	59.8

Source: calculations by DIW Berlin.

© DIW Berlin 2013

Executive boards, in particular, have virtually no female representatives.

Four Percent Women on Executive Boards of Top 200 Companies

In recent years, some companies appointed their first ever female executive board members. However, these isolated appointments failed to result in an increase in the overall share of women on executive boards in Germany's top 200 companies: At the end of 2012, the figure remained at a very low level with only four percent

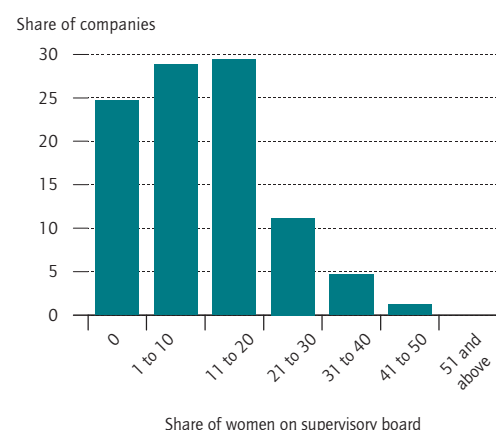
of the almost 1,000 board members being women (see Table 1). The 39 female board members (see Overview 1) were faced with an overwhelming majority of 931 male members. The share of women on the executive boards of Germany's top 200 companies was up by one percentage point on the previous year.

It has been the largest companies in particular that have recently appointed women to their executive boards.

Figure 1

Share of Companies by Proportion of Women on Supervisory Boards

In percent



Source: calculations by DIW Berlin.

© DIW Berlin 2013

Supervisory boards usually have up to one-fifth female members.

Overall, with their nine female executive board members, the top 10 companies account for almost one-quarter of all women on executive boards. Two of the 39 women board members in the top 200 companies also chair the board.⁶ Representing just one percent of all executive chairpersons, women CEOs are a major exception to the rule. At the end of 2012, 83.5 percent of executive boards were exclusively male.

Almost 13 Percent Women on Supervisory Boards

The proportion of women on supervisory boards is traditionally higher than on executive boards, not least thanks to employee co-determination. At the end of 2012, just under 13 percent of supervisory board members in Germany's top 200 companies were female (see Table 1). As with the executive boards, this represented an increase of one percentage point compared to 2011. Nowadays, it is not only the employees who delegate more women to supervisory boards but also the shareholders. However, the fact remains that the majority of female board members are employee representatives and were therefore appointed to the board on the basis of co-deter-

Overview 1

Women on Executive Boards in Germany at Year End 2012

Rank	Company	Name
100 largest commercial enterprises (excluding financial sector)		
2	E.ON AG	Regine Stachelhaus
3	Daimler AG	Dr. Christine Hohmann-Dennhardt
4	Siemens AG	Brigitte Ederer, Barbara Kux
5	BASF SE	Margret Suckale
6	Bayerische Motoren Werke AG (BMW)	Milagros Caiña Carreiro-Andree
8	Deutsche Telekom AG	Claudia Nemat, Prof. Dr. Marion Schick
9	Deutsche Post World Net AG	Angela Titzrath
11	BP Europa SE	Sabine Dietrich, Claudia Joost
19	Aldi Einkauf GmbH & Co. oHG	Jeannette Thull
20	Continental AG	Elke Strathmann
22	Deutsche Lufthansa AG	Simone Menne
26	Celesio AG	Dr. Marion Helmes
39	Henkel KGaA	Kathrin Menges
42	Bertelsmann SE & Co. KGaA	Dr. Judith Hartmann, Anke Schäferkordt
45	SAP AG	Luisa Deplazes Delgado
50	Boehringer Ingelheim Unternehmensverband	Ursula Fuggis-Hahn
57	Adam Opel AG	Susanna Webber
79	Vodafone D2 GmbH	Dr. Susan Hennersdorf
86	DB Regio Aktiengesellschaft	Marion Rövekamp
101 to 200 largest commercial enterprises (excluding financial sector)		
104	dm-Drogerie Markt GmbH & Co. KG	Petra Schäfer
121	Dirk Rossmann GmbH	Alice Schardt-Roßmann
123	Telefónica O2 Germany GmbH & Co.OHG	Rachel Empey, Andrea Andrea Folgueiras
131	Basell Polyolefine GmbH	Rita Geissel
137	B. Braun Melsungen AG	Dr. Annette Beller
138	Dow Gruppe Deutschland	Yue Tutt
146	Faurecia Automotive GmbH	Annette Stieve
152	Air Berlin PLC & Co. Luftverkehrs KG	Dr. Martina Niemann
159	IBM Deutschland GmbH	Martina Koederitz (Vorsitz)
160	PROCTER & GAMBLE Germany GmbH	Pirjo-Marjatta Väliäho (Vorsitz)
167	Sanacorp Pharmahandel GmbH	Karin Kaufmann
169	IKEA Deutschland Verkaufs-GmbH & Co. Einrichtungs KG	Angela Zhu, Regine Buchkremer, Zuzana Polakova
177	Galeria Kaufhof GmbH	Claudia Reinery

Source: survey by DIW Berlin.

© DIW Berlin 2013

mination legislation.⁷ The position of chairperson (always a shareholder representative) was occupied by only four women, compared to 167 men (almost 98 percent).

⁷ According to the Mining Co-Determination Act (Montan-Mitbestimmungsgesetz, MontanMitbestG) BGBI, Sections 1 and 4, businesses in the coal, iron, and steel industry with more than 1,000 employees must have a supervisory board with equal representation of shareholders and employees. According to the Co-Determination Act (Mitbestimmungsgesetz, MitbestG) BGBI, Sections 1 and 7, it is also mandatory for companies with more than 2,000 employees and with the legal status of an AG, GmbH, KG a.A. or cooperative to have a supervisory board with equal representation of shareholders and employees. According to the Drittelbeteiligungsgesetz (DrittelbG) BGBI [One-Third Employee Representation Act], Sections 1 and 4, in companies with more than 500 employees and with the legal status of an AG, GmbH, KG a.A, insurance association a.G., or cooperative, one-third of supervisory board members have to be employee representatives. www.boeckler.de/5543_33350.htm [December 11, 2012].

⁶ Martina Köderitz is the CEO of IBM Germany and Pirjo-Marjatta Väliäho is the CEO of the Board at Procter & Gamble Germany.

Table 2

Largest 200 Companies* (Excluding Financial Sector) With More Than 20 Percent of Women on Supervisory Board at Year End 2012

Rank	Company	Total number of members	Number of women members	Percentage of women
181	DOUGLAS HOLDING AG	16	8	50
166	NOWEDA eG Apothekergenossenschaft	9	4	44
159	IBM Deutschland GmbH	13	5	38
39	Henkel KGaA ¹	16	6	38
80	T-Systems International GmbH	20	7	35
160	PROCTER & GAMBLE Germany GmbH	20	7	35
112	HEWLETT-PACKARD GmbH	12	4	33
113	Beiersdorf AG	12	4	33
116	Arvato AG	3	1	33
9	Deutsche Post World Net AG	19	6	32
8	Deutsche Telekom AG ¹	20	6	30
168	Nestlé Deutschland AG	17	5	29
14	REWE-Handelsgruppe	20	5	25
43	Schenker AG	20	5	25
60	Otto GmbH & Co KG	20	5	25
128	DB Schenker Rail Deutschland AG	20	5	25
34	TUI AG	16	4	25
45	SAP AG	16	4	25
69	Merck KGaA	16	4	25
79	Vodafone D2 GmbH	16	4	25
143	Hella KGaA Hueck & Co.	16	4	25
153	Lufthansa Technik AG (Gruppe)	16	4	25
28	Thüga Aktiengesellschaft	12	3	25
56	Daimler Financial Services AG	12	3	25
134	Sanofi -Aventis Deutschland GmbH	12	3	25
189	freenet AG	12	3	25
194	Axel Springer Verlag AG	8	2	25
195	Praktiker Bau- und Heimwerkermärkte AG	13	3	23
104	dm-Drogerie Markt GmbH & Co. KG	18	4	22

¹ Here the supervisory board is also chaired by a woman.

* Only companies providing data on the composition of their supervisory boards.

Source: calculations by DIW Berlin.

© DIW Berlin 2013

The share of women members of supervisory boards tends to be higher among slightly smaller companies.

Over three-quarters of the top 200 companies have a minimum of one female supervisory board member. The supervisory boards in almost 60 percent of these companies comprise up to one-fifth women (see Figure 1). In 15 companies, women constitute one-quarter of the supervisory board membership (see Table 2). Only twelve companies have a higher proportion of women. So far, companies with supervisory boards comprising a third or more women remain the exception to the rule. One solitary company has equal male and female representation on its supervisory board: Douglas Holding.⁸ Approximately one-quarter of the top 200 companies

⁸ Here, there are eight male and eight female board members. Seven of the eight women on the supervisory board are employee representatives.

Overview 2

Women on Executive Boards of Listed Companies in Germany at Year End 2012

Company	Name
DAX 30	
Continental AG	Elke Strathmann
Daimler AG	Dr. Christine Hohmann-Dennhardt
BMW AG St	Milagros Caiña Carreiro-Andree
Henkel AG & Co. KGaA Vz	Kathrin Menges
Deutsche Post AG	Angela Titzrath
Allianz SE	Dr. Helga Jung
BASF SE	Margret Suckale
Deutsche Lufthansa AG	Simone Menne
E.ON AG	Regine Stachelhaus
SAP AG	Luisa Deplazes Delgado
Siemens AG	Brigitte Ederer, Barbara Kux
Deutsche Telekom AG	Claudia Nemat, Prof. Dr. Marion Schick
Deutsche Börse AG	Hauke Stars
MDAX¹	
ProSiebenSat.1 Media AG	Heidi Stopper
TAG Immobilien AG	Claudia Hoyer
Celesio AG	Dr. Marion Helmes
Gerry Weber International AG	Doris Strätker
Gildemeister AG	Kathrin Dahnke
SDAX	
Air Berlin PLC	Dr. Martina Niemann
C.A.T. OIL AG	Anna Brinkmann
Delticom AG	Susann Dörsel-Müller
Deutsche Beteiligungs AG	Susanne Zeidler
VTG Aktiengesellschaft	Femke Scholten
zooplus AG	Andrea Skersies
Schaltbau Holding AG	Elisabeth Prigge
Deutz AG	Dr. Margarete Haase
SKW Stahl-Metallurgie Holding AG	Ines Kolmsee (Vorsitz)
comdirect bank AG	Martina Palte
GfK AG	Pamela Knapp, Debra A. Pruent

¹ On January 1, 2013, Anke Giesen was also appointed to the executive board at Fraport AG.

Source: survey by DIW Berlin.

© DIW Berlin 2013

studied have failed to appoint a single female supervisory board member.

Listed Companies: DAX 30 Gather Speed While Others Lag Behind

The DAX 30 companies are in the public and political eye when it comes to women's representation in senior management. Evidently, the high level of public attention, against a backdrop of political demands for a statutory system of quotas for women, has led to a growing number of female appointments to these companies' top boards. The number of women on the executive boards of Germany's largest DAX 30 companies had ris-

SLIGHTLY MORE WOMEN IN GERMANY'S CORPORATE BOARDROOMS—ESPECIALLY IN DAX 30 COMPANIES

Table 3

Women on Executive and Supervisory Boards in Listed Companies At Year End 2008–2012

	DAX 30					MDAX		SDAX	
	2008	2009	2010	2011	2012	2011	2012	2011	2012
Executive boards/senior management									
Total number of companies	30	30	30	30	30	50	50	50	50
With data on composition	30	30	30	30	30	50	50	50	50
With women on executive board	1	1	3	6	12	5	5	6	11
Percentage	3.3	3.3	10.0	20.0	40.0	10.0	10.0	12.0	22.0
Total number of members ¹	183	183	182	188	193	213	210	168	164
Men	182	182	178	181	178	208	205	160	152
Women	1	1	4	7	15	5	5	8	12
Percentage of women	0.5	0.5	2.2	3.7	7.8	2.3	2.4	4.8	7.3
Total number of chairpersons ¹	30	30	30	30	30	50	50	50	50
Men	30	30	30	30	30	50	50	49	50
Women	0	0	0	0	0	0	0	1	1
Percentage of women	0.0	0.0	0.0	0.0	0.0	0.0	0.0	2.0	2.0
Supervisory boards/administrative councils									
Total number of companies	30	30	30	30	30	50	50	50	50
With data on composition	30	30	30	30	30	50	50	50	50
With women on supervisory board	27	27	26	26	28	35	42	21	21
Percentage	90.0	90.0	86.7	86.7	93.3	70.0	84.0	42.0	42.0
Total number of members ¹	527	513	502	479	494	581	588	346	352
Men	458	448	436	404	398	515	506	309	312
Women	69	65	66	75	96	66	82	37	40
Percentage of women	13.1	12.7	13.1	15.7	19.4	11.4	13.9	10.7	11.4
Total number of chairpersons ¹	N.a.	30	30	30	30	50	50	50	50
Men	N.a.	29	29	29	28	50	50	50	50
Women	N.a.	1	1	1	2	0	0	0	0
Percentage of women	N.a.	3.3	3.3	3.3	6.7	0.0	0.0	0.0	0.0
Total number of companies with data on employee representation	24	N.a.	22	24	20	35	28	41	39
Total number of members	423	N.a.	369	395	322	397	329	282	260
Men	367	N.a.	317	334	259	358	283	260	241
Women	56	N.a.	52	61	63	39	46	22	19
Female employee representatives	41	N.a.	37	43	40	28	30	19	15
Total percentage of women	73.2	N.a.	71.2	70.5	63.5	71.8	65.2	86.4	78.9

¹ Only companies providing data on the composition of their top management boards.

Source: calculations by DIW Berlin.

© DIW Berlin 2013

In 2012, for the first time, two supervisory board chairwomen were appointed to German listed companies.

en from seven in 2011 to 15 at the end of 2012 (see Table 3), which corresponds to an increase of 4.1 percentage points. However, at 7.8 percent, that is, 15 out of 193 positions, the share of women executive board members remains low (see Overview 2). At the end of 2012, all executive boards were chaired by men.

An analysis of the other listed companies shows that Germany's 50 MDAX companies are lagging behind when it comes to improved gender equality in top management. At the end of 2012, only 2.4 percent of executive board members were women (compared to 2.3 percent at the end of 2011) (see Table 3). In these companies, too, there is a complete absence of women CEOs. The 50 listed SDAX companies already started at a high-

er level of almost five percent in 2011 and, by the end of 2012, had reached over seven percent. Again, Germany's 50 SDAX companies had only one woman as head of the executive board (see Overview 2).

The share of women on supervisory boards in Germany's DAX 30 companies increased by 3.7 percentage points to over 19 percent between 2011 and the end of 2012. This suggests increased momentum with regards to the delegation of women to boards—and this applies to both employee and shareholder representation. The majority of female supervisory board members continue to be employee representatives (63.5 percent). Women chairing supervisory boards are in a very small minority: At the end of 2012, there were two women (twice

as many as in 2011) chairing the supervisory board of a DAX company (6.7 percent).⁹ Almost all of the DAX 30 supervisory boards have at least one female member, but two are still exclusively male.¹⁰

According to data from the German Women Lawyers Association, in 2012, 17 of the DAX 30 held supervisory board elections.¹¹ The result was that 72 board members on the supervisory boards of the DAX 30 were either newly elected or re-elected shareholder representatives. These positions were occupied by women in almost 21 percent of cases. However, this progress was not significant enough to bring about the more dramatic increase in the overall share of female board members that many have been calling for. To successfully tackle the prevailing gender inequality in the distribution of supervisory board positions in the near future would require both employees and shareholders¹² to delegate many more women.

When it comes to the share of women on supervisory boards, MDAX and SDAX companies are clearly lagging behind the DAX 30 companies: MDAX companies have an almost 14 percent share, while, among SDAX companies, it is over eleven percent. However, this share ranks the latter below the top 200 companies (12.9 percent). This is surprising since smaller enterprises generally tend to recruit more women into top management positions than larger companies.¹³ The majority of women on the supervisory boards of MDAX and SDAX companies are also employee representatives. In contrast to the DAX 30 companies, there was not a single supervisory board chairwoman among the 100 MDAX and SDAX companies studied.

Companies With Government-Owned Shares: Progress Made but Still No Sign of Equality

DIW Berlin recently published its third study presenting comprehensive data on public companies. The survey covered 60 of the companies with direct or significant indirect government ownership listed in the govern-

⁹ These are Dr. Simone Bagel-Trah at Henkel AG & Co KGaA and Sari Baldauf at Deutsche Telekom AG.

¹⁰ This applies to Fresenius Medical Care AG & Co. KGaA and Fresenius SE & Co. KGaA. Furthermore, both companies have exclusively male executive boards.

¹¹ German Women Lawyers Association (Deutscher Juristinnenbund e. V.), Aktionärinnen fordern Gleichberechtigung —2012, BMFSFJ, no.12 (2012).

¹² For a quarterly report on the development of the share of women in listed companies in Germany, see FidAR, www.fidar.de/wob-index.html.

¹³ B. Schwarze et al., Hoppenstedt Studie: Frauen im Management (FiM), (Darmstadt: 2012), 7.

Table 4

Women on Executive and Supervisory Boards in Companies with Government Shares, 2010–2012

	2010	2011	2012
Executive boards/senior management			
Total number of companies	61	60	60
With data on composition	60	60	60
With women on executive board	9	10	12
Percentage	15.0	16.7	20.0
Total number of members ¹	152	147	143
Men	142	135	127
Women	10	12	16
Percentage of women	6.6	8.2	11.2
Total number of chairpersons ¹	54	55	57
Men	51	52	61
Women	3	3	6
Percentage of women	5.6	5.5	10.5
Supervisory board/administrative council			
Total number of companies	61	60	60
With data on composition	54	55	54
With women on supervisory board	46	42	43
Percentage	85.2	76.4	79.6
Total number of members ¹	577	587	579
Men	472	483	464
Women	105	104	115
Percentage of women	18.2	17.7	19.9
Total number of chairpersons ¹	53	53	53
Men	45	45	42
Women	8	8	11
Percentage of women	15.1	15.1	20.8

¹ Only companies providing data on the composition of their top management boards.

Source: calculations by DIW Berlin.

© DIW Berlin 2013

The share of women CEOs among companies with government shares almost doubled between 2011 and 2012.

ment's equity holdings report. This included companies from the transport and energy sectors and also infrastructure services for the German Armed Forces, research, and culture.¹⁴ Since this group consists predominantly of small enterprises, a comparison with Germany's large companies is only possible to a limited extent.

Share of Executive Chairwomen Almost Doubled to Over Ten Percent

At the end of 2012, over eleven percent of executive board members were women (see Table 4), which corresponds to 16 out of 143 seats and an increase of three percentage points on 2011. There was a leap forward with re-

¹⁴ For an overview of the companies, see Federal Ministry of Finance (Bundesministerium der Finanzen), Die Beteiligungen des Bundes. Beteiligungsbericht 2011, (Berlin: December 2011).

Overview 3

Female Chairs of Supervisory Boards in Companies With Government-Owned Shares, December 2012

	Company	Chairwoman	Function in federal administration
1	Deutsche Telekom AG	Sari Baldauf	–
2	Deutsches Institut für Entwicklungspolitik (die) gGmbH	Gudrun Kopp	Parliamentary State Secretary, Federal Ministry for Economic Cooperation and Development (BMZ)
3	Forschungszentrum Karlsruhe GmbH	Prof. Dr. Renate Schubert ¹	–
4	Germany Trade and Invest - Gesellschaft für Außenwirtschaft und Standortmarketing mbH	Anne Ruth Herkes	State Secretary, Federal Ministry of Economics and Technology (BMWi)
5	Gesellschaft für Anlagen- und Reaktorsicherheit mbH	Ursula Heinen-Esser	Parliamentary State Secretary, Federal Ministry for the Environment, Nature Conservation and Nuclear Safety (BMU)
6	GSI Helmholtzzentrum für Schwerionenforschung	Dr. Beatrix Vierkorn-Rudolph	Subdepartment Director, Federal Ministry of Education and Research (BMBF)
7	Helmholtz Zentrum München, Deutsches Forschungszentrum für Gesundheit und Umwelt GmbH	Bärbel Brumme-Bothe	Department Director, Federal Ministry of Education and Research (BMBF)
8	Helmholtz-Zentrum für Infektionsforschung GmbH	Bärbel Brumme-Bothe	Department Director, Federal Ministry of Education and Research (BMBF)
9	NOW GmbH Nationale Organisation Wasserstoff- und Brennstoffzellentechnologie	Hilde Trebesch	Subdepartment Director, Federal Ministry of Transport, Building and Urban Development (BMVBS)
10	Transit Film Gesellschaft mbH	Ulrike Schauz	Head of Division, Federal Government Commissioner for Culture and the Media (BKM)
11	VIFG Verkehrsinfrastrukturfinanzierungsgesellschaft mbH	Dr. Martina Hinricher	Department Director, Federal Ministry of Transport, Building and Urban Development (BMVBS)

¹ Head of the Institute for Environmental Decisions of the Swiss Federal Institute of Technology Zurich.
Source: survey by DIW Berlin.

© DIW Berlin 2013

gard to chairperson appointments: The share of women appointed to these positions almost doubled between 2011 and 2012 with an increase of five percentage points to 10.5 percent. This means that the companies with state ownership top the ranking of the groups of organizations studied. However, even for these companies, gender parity is still a long way off: At the end of 2012, almost 90 percent of executive boards were still chaired by men.

According to another study, in terms of female appointments to top management boards, with a 15 percent share of women, municipal enterprises in the capital cities of the German Länder are performing better than nationally owned enterprises.¹⁵

Women Make Up One-Fifth of Supervisory Boards

Women held almost one-fifth (19.9 percent) of seats on the supervisory boards of companies with government-owned shares in 2012 (see Table 4). The proportion of women on these boards was up 2.2 percentage

points on the previous year. Not only in the executive boards studied but also in the supervisory boards, there is a noticeable increase in the share of chairwomen of supervisory boards (5.7 percentage points), now at almost 21 percent. It is even slightly higher than the overall proportion of women on the supervisory boards.

Here, it should be noted that many of the supervisory board chairperson positions are assigned automatically to officials appointed to top posts in German federal ministries (see Overview 3). While for nine of the eleven female chairs of the supervisory boards this mechanism has served as a »stepping stone« into a supervisory board, for the other 79.2 percent, it merely increased the predominance of men. An increase in the share of women in politics and public administration is therefore an essential prerequisite for the appointment of more women as chairs of supervisory boards. But despite the Federal Equal Opportunities Act (Bundesgleichstellungsgesetz), even the core administration of the German government is still a long way from gender equality in its leading positions.¹⁶

The government has a varying degree of influence on appointments to individual positions on the supervisory boards of companies with government-owned sha-

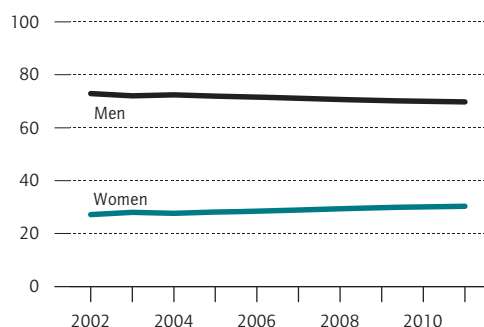
¹⁵ U. Papenfuß and M. Schrader, Frauen im Topmanagement öffentlicher Unternehmen. Die Follow-up-Studie weist niedrige und regional stark schwankende Repräsentation aus, »Zeitschrift für Corporate Governance (ZCG) 3 (2012): 122–125, 124.

¹⁶ Kienbaum, Frauen – Macht – Regierung. Eine Studie über den Anteil von Frauen in Führungspositionen der Bundesregierung (2012).

Figure 2

Women and Men in Leadership Positions¹ in Germany (2002–2011)

In percent



¹ Here, leadership positions include the senior management of small and large companies and/or heads of divisions of large companies as well as senior administrative positions.

Source: German Federal Statistical Office, *Frauen und Männer auf dem Arbeitsmarkt. Deutschland und Europa*. (Wiesbaden: 2012): 27.

© DIW Berlin 2013

The overall share of women in leadership positions is only rising very slowly.

res. There were far fewer women among the supervisory board members directly appointed or delegated by the government than by the other shareholders. In 2011, the share of women delegated by the former was only 14 percent.¹⁷ Of particular significance at federal government level is the Act on Appointments to Federal Bodies (Bundesgremienbesetzungsgesetz, BGremBG) of 1994, which obliges the government to establish or to maintain equal participation of women and men on committees (Section 2 of Act on Appointments to Federal Bodies). Apparently, however, this act has had only a limited impact to date.¹⁸ Here again, a comparison with the municipal enterprises also shows that the federal government is lagging behind. On the supervisory boards of the Länder capitals the level of representation of women was already almost 28 percent in 2009.¹⁹

If public companies want to set an example in the appointment of women to top-level management positions, they still have a lot of catching up to do—particularly at federal government level.

¹⁷ Bundestag printed paper no. 17/6790 dated August 12, 2011.

¹⁸ For an overview of the legal basis for promoting women to leadership positions in public companies, see J. Schimeta, *Einsam an der Spitze. Frauen in Führungspositionen im öffentlichen Sektor* (Berlin: Friedrich-Ebert-Stiftung, 2012).

¹⁹ U. Papenfuß and M. Schrader, *Frauen in Topgremien öffentlicher Unternehmen. Ergebnisse der ersten repräsentativen Längsschnittstudie*, *Zeitschrift für Corporate Governance (ZCG)*, 6 (2011): 258–263, 260.

Virtually No Overall Change in the Number of Women in Senior Management of German Companies

If the study is extended to also include management boards of smaller and large enterprises as well as to heads of divisions in large companies and senior positions in the civil service, then, at just over 30 percent overall, the share of women in leadership positions is significantly higher than on the executive and supervisory boards analyzed in the present report (see Figure 2). This figure reported by the German Federal Statistical Office has only slightly increased over the years: It was already just over 27 percent in 2002.

International Comparison: Norway the Clear Leader

In comparison to other EU member states with regard to the proportion of women in the top decision-making bodies of companies, Germany is in a respectable position (ranked 6th), on level pegging with the UK, Denmark, and Bulgaria (see Figure 3)—as was already the case in 2011. With 16 percent women overall, these countries are slightly above the EU average. It should be noted, however, that the majority of women are appointed to the boards as a result of German co-determination legislation and only the DAX 30 companies were included in the comparison.²⁰ The Nordic countries Sweden and Finland are still at the top of the rankings, along with Latvia. Norway remains the only country in Europe to have almost achieved gender equality (45 percent women) on its supervisory boards.

In 2012, the EU Commission compiled an overview of the development of the share of women on supervisory boards in the European member states from 2004 to 2012 and correlated this to the measures taken to improve the situation. It was found that in countries that had adopted legislation on quotas, the proportion of women on supervisory boards had increased by an average of 12 percentage points. In countries where no legal initiatives had been taken, the share of women on supervisory boards had increased by one percentage point on average.²¹

²⁰ It should also be noted that the number of listed companies analyzed in the individual countries ranges from 50 in the UK and Turkey to 10 in Luxembourg, Macedonia, and Slovakia and 8 in Iceland. A total of 715 companies were included, 588 of which are in the EU-27 countries.

²¹ European Commission, *Women on boards – Factsheet 2: Gender equality in the Member States*, Figure 2.2: http://ec.europa.eu/justice/gender-equality/files/womenonboards/factsheet-general-2_en.pdf [December 20, 2012].

From the short-term development of the proportion of women from October 2010 to January 2012, it was also evident that countries with statutory quotas on women, such as France and Iceland, were the frontrunners (see Figure 4). Growth was moderate in Norway and appeared to slow down as soon as the stipulated quota was reached.

The trend towards more women in the top positions did not continue in all countries. In some Eastern European countries such as Romania, Hungary and Slovakia, the proportion decreased by eight to eleven percentage points during the observation period. It is perhaps surprising that in Denmark and Sweden growth appeared to stagnate and even slightly decrease. Sweden recently declared that it was opposed to the introduction of a quota for women, after the country had previously threatened to introduce new legislation on this if the share of women on supervisory boards did not reach 36 percent by 2014.²² Denmark also declared that it was opposed to such a quota and, in November 2010, it launched *Operation Chain Reaction*, developed by the *Committee on Corporate Governance* and based on the voluntary involvement of companies. This was a joint initiative by the government and Danish trade and industry associations.²³

Political Initiatives at EU and National Levels

EU Commission Increases Pressure: Draft Directive for Statutory Quota for Women Passed

On 14 November 2012, the EU Commission approved a quota for women of 40 percent for supervisory boards of listed companies.²⁴ The EU Commission's draft directive stipulates that private companies must reach the target by 2020; public companies have until 2018.

²² Aufsichtsräte: Brüssel einigt sich auf Frauenquote, "FAZ", November 23, 2012. <http://m.faz.net/aktuell/wirtschaft/wirtschaftspolitik/aufsichtsrate-bruesseleinigt-sich-auffrauenquote-11959756.html> [December 20, 2012]. Der Norden macht's vor, TAZ, March 16, 2012. www.taz.de/1/archiv/digitaz/artikel/?ressort=sw&dig=2010%2F03%2F16%2Fa0036&cHash=f63c365371dd130d5f0c86e7a7ea13f3 [December 20, 2012].

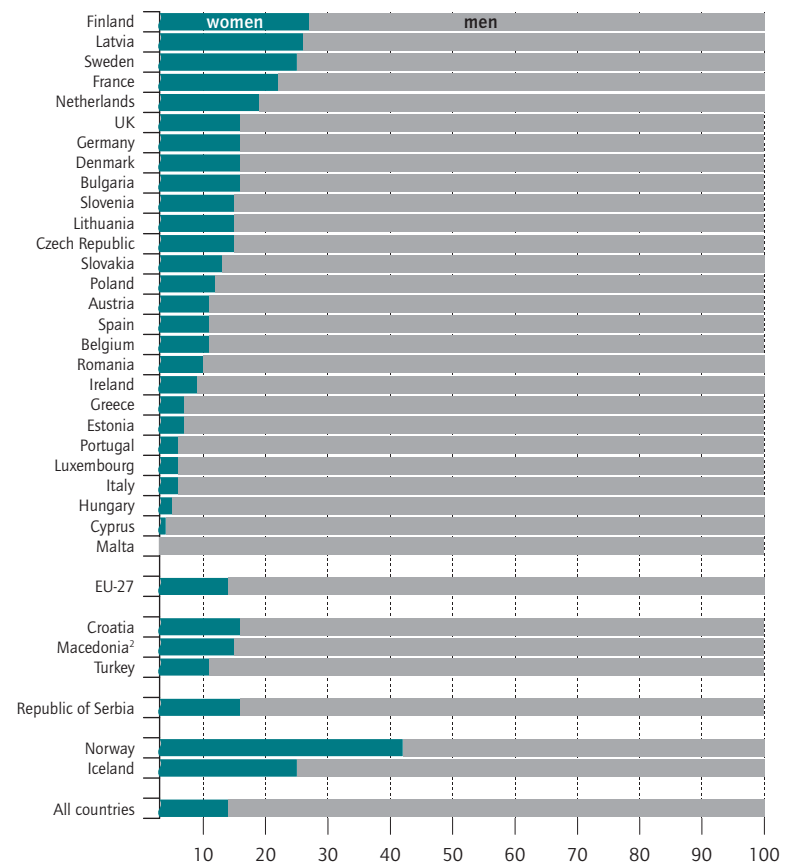
²³ M. Verner, Exchange of good practices on gender equality. Women in economic decision making, Discussion Paper – Denmark. (European Commission, 2012): http://ec.europa.eu/justice/gender-equality/files/exchange_of_good_practice_no/dk_discussion_paper_no_2012_de.pdf [December 20, 2012]. For an overview of measures in 17 EU member states aimed at increasing the share of top-level management of large companies, see: European Commission, "Frauen in Entscheidungspositionen" (2012). http://ec.europa.eu/justice/gender-equality/tools/good-practices/review-seminars/decision_making_de.htm [December 20, 2012].

²⁴ See the proposal for a directive of the European Parliament and of the Council on improving the gender balance among non-executive directors of companies listed on stock exchanges and related measures. <http://eur-lex.europa.eu/LexUriServ/LexUriServ.do?uri=COM:2012:0614:FIN:en:PDF> [December 20, 2012].

Figure 3

Women and Men in the Highest Decision-Making Bodies¹ of the Largest Quoted Companies in Europe (2012)

In percent



¹ Members of the board of directors (supervisory board in case of separated supervisory and executive functions). ² Former Yugoslav Republic.

Source: European Commission database: men and women in decision-making processes.

© DIW Berlin 2013

In Europe, Norway has the most women in top-level decision-making bodies in Norway. Germany is just above the EU average.

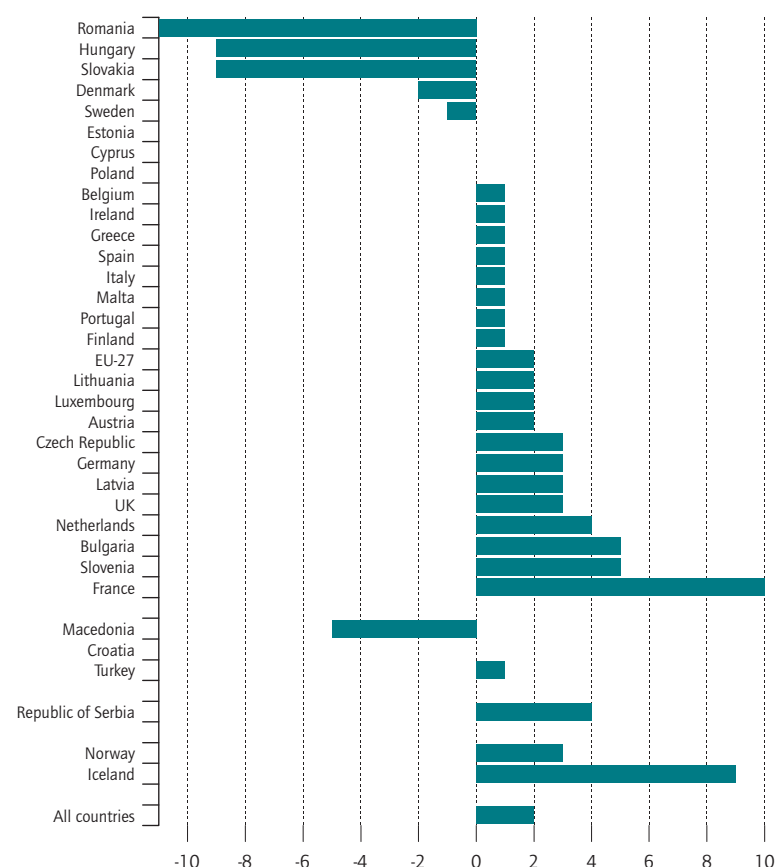
The draft makes it mandatory for member states to introduce dissuasive sanctions when the directive is implemented. The draft now still has to be debated in the European Parliament and then ratified by the Council of Ministers.

The proposal is expected to be approved by a majority vote in the European Parliament. In the Council of Ministers, some member states have already announced

Figure 4

Change in the Share of Women in the Highest Decision-Making Bodies¹ of the Largest Quoted Companies in Europe between October 2010 and January 2012

In percent



1 Members of the board of directors (supervisory board in case of separated supervisory and executive functions).

Source: European Commission database: men and women in decision-making processes.

© DIW Berlin 2013

In Germany the share of women in top decision-making bodies has recently increased, while in some East European countries it has fallen sharply. France shows the strongest growth.

their opposition, including the German government.²⁵

²⁵ Federal Minister for Family Affairs Kristina Schröder, Mit voller Kraft gegen die EU Frauenquote, Handelsblatt, November 15, 2012. www.handelsblatt.com/politik/international/familienministerin-schroeder-mit-voller-kraft-gegen-die-eu-frauenquote/7393050.html [December 20, 2012]. Federal Chancellor Angela Merkel and the Chairman of the Christian Social Union (CSU) Horst Seehofer agreed to the *flexi-quota* back in May 2012; see www.spiegel.de/wirtschaft/soziales/flexi-quota-merkel-und-seehofer-wollen-gesetz-a-835158.html [January 4, 2013]. The idea behind the *flexi-quota* approach is to achieve an increase in the share of women through more transparency in the representation of women in leadership positions. There is, however, no draft bill to legislate for this at present. For information on the *flexi-quota*, see www.frauenquote.de [January 4, 2013].

However, the picture is different in the German Bundesrat (the upper house of parliament). Here, the majority voted in favor of the EU's initiative on December 14, 2012.²⁶

Bundesrat Votes for Quota for Women

Over the past few years, there have been numerous initiatives in Germany with the aim of increasing the share of women in managerial positions.²⁷ On September 21, 2012, the German Bundesrat voted in favor of the introduction of a statutory quota for women on supervisory boards. The draft law proposed by the Länder of Hamburg and Brandenburg governed by the Social Democrats (SPD) was adopted with a majority supported by votes from the grand coalitions in Saxony-Anhalt and in Saarland led by the Christian Democrats (CDU). The draft provides for a statutory 40 percent quota for women on the supervisory boards of listed and co-determined companies.²⁸ The law envisages this quota being met in two stages with a transition period lasting until January 1, 2023. The draft law will apply to both shareholder and employee representatives in the boards. Following an initial debate in the Bundestag (lower house of parliament) on November 21, 2012, the draft law was referred to the Committee on Legal Affairs of the German Bundestag.

Corporate Culture Presents a Challenge

As a result of the sharp decrease in the potential workforce after 2015 at the latest, companies will face stronger competition for skilled professionals. In order to retain highly qualified women in a company, it is essential to make managerial positions more accessible to them also at higher levels. Companies that are already taking appropriate measures now will be at an advantage in the future. Flexible career opportunities and working hours will particularly gain importance in particular. It is becoming even clearer that younger men—particularly fathers—are increasingly reluctant to be working around the clock, leaving hardly any time for their fa-

²⁶ Press release of December 14, 2012: Bundesrat begrüßt europäische Frauenquote. www.bundesrat.de/cln_227/nn_1935004/DE/presse/pm/2012/199-2012.html?__nnn=true [December 20, 2012].

²⁷ Holst and Schimeta, Top-Level Management, (2012): 12 f.

²⁸ See the draft law on promoting equal participation of women and men in top-level management (GlTeilhG): [www.bundesrat.de/cln_330/nn_8396/SharedDocs/Drucksachen/2012/0301-400/330-12_28B_29,templateId=raw,property=publicationFile.pdf/330-12\(B\).pdf](http://www.bundesrat.de/cln_330/nn_8396/SharedDocs/Drucksachen/2012/0301-400/330-12_28B_29,templateId=raw,property=publicationFile.pdf/330-12(B).pdf) [December 20, 2012].

Box

Measures to Increase the Share of Women in Companies

In the past, DIW Berlin has proposed various measures to increase the share of women in leadership positions.¹ The following five-point plan is still relevant:

1. The company management should identify the increase in the share of women in leadership positions as a corporate objective (commitment).
2. A binding target and a realistic timeframe for achieving the objective should be drawn up. Involvement of all levels of management is essential to be able to realize a sustainable increase in the number of future female executives. Target agreements with the current managers and a system of controlling along with incentives and sanctions are further steps needed to achieve the desired objective.
3. Transparency in appointments and promotion to leadership positions is another important prerequisite. This would make it possible to evaluate performance objectively using clearly defined criteria. Moreover, more transparency concerning salaries and bonus

payments would constitute a step in the right direction.

4. It is important to call into question the norms and structures characterized by the traditional everyday realities of men—such as excessive working hours and a permanent presence culture—and to introduce flexible career models for both sexes. Irrespective of the need to reconcile family and working life, the subject of work-life balance in managerial positions continues to gain importance for both women and men.
5. Corporate culture must become more open to women in top management positions, and gender stereotypes should be dismantled. New role models in top management positions could serve as helpful examples. This also applies to men who reconcile their managerial responsibilities with time spent actively with their families. Moreover, it is essential to emphasize the benefits of diversity and to overcome the resistance which is virtually always associated with change.

Finally, it should be mandatory—not only for joint stock corporations but for all companies—to provide information about the composition of their management on the company website and in annual reports.

¹ Recently, for instance, Holst and Schimeta, *Top-Level Management*, (2012): 12 f.

mily.²⁹ To date, however, traditional part-time work has rarely been compatible with a managerial position.

One possible way of achieving greater flexibility in managerial positions for women and men might be to work slightly less than full-time for a temporary period. This would give both sexes the chance to share family responsibilities with their partners and to better reconcile work and family life. If companies can provide care services on demand, for instance, this is always a great help (not only) for managers with children (or other dependent persons requiring care).

An even greater challenge is opening up the corporate culture to women in managerial positions because this

means breaking down gender stereotypes.³⁰ For instance, in a professional context, women also always come up against their traditional gender role yet are judged according to standards based on the everyday realities of men (“double bind”).³¹ The result is that those doing the hiring tend to see less leadership potential in women than in men. Similarly, if women reach leading managerial positions and behave assertively, this is seen in

³⁰ S. Kaiser, K. Hochfeld, E. Gertje, and M. Schraudner, *Unternehmenskulturen verändern – Karrierebrüche vermeiden* (Fraunhofer: 2012).

³¹ K. Hall Jamieson, *Beyond the Double Bind. Women and Leadership* (Oxford University Press, 1995). The image of Hillary Clinton in the presidential election campaign of 2007/2008 is frequently cited in the literature to illustrate the double bind phenomenon; see, for instance, Hall Jamieson, *Beyond the Double Bind*, Caroline Turner, Hillary Clinton and the Double Bind (The Women's Vision Foundation, 2008). http://difference-works.com/wp-content/uploads/Double_Bind_Article_7-08.pdf [January 4, 2013].

²⁹ Väter gGmbH, *Trendstudie moderne Väter, Wie die neue Vätergeneration Familie, Gesellschaft und Wirtschaft verändert* (Hamburg: 2012).

a less positive light than if men do the same.³² On the other hand, young men often still have the problem of not being so easily accepted as (potential) managers when trying to spend more time with their families. Here, too, a concerted effort is required to support and value the different lifestyles. In light of this, new career patterns and role models for women *and* men is in the interests of both sexes.

Conclusion

In the last few years, some large German companies have more frequently appointed women to top-level management. This also applies to the DAX 30 companies in particular, which achieved a significantly greater proportional increase in women in top-level management than, for instance, the top 200 companies. However, overall growth was low; it occurred in too few companies and had started from too low a level to significantly alter the overwhelming predominance of men on executive and supervisory boards.

If the supervisory boards of large companies are to achieve the shares of 30 or 40 percent women repeatedly called for in the political and public arenas at any point in the foreseeable future, considerably more ambitious steps would be required than those taken so far. In the past, DIW Berlin has proposed various measures for companies to increase the share of women in leadership positions (see box).

In view of the current low level of representation of women, the EU Commission substantiated their initiatives on the statutory regulation of the supervisory boards of listed companies and voted for the introduction of a statutory quota of 40 percent. In 2012, the German Bundesrat also voted for the introduction of a quota for women to be applied to the supervisory boards of listed and co-determined companies. The law stipulates a quota of 20 percent as of 2018 and 40 percent as of 2023 which is intended to give companies sufficient time to adapt to the new requirements.

New appointments or reappointments to many supervisory boards will be made in the course of 2013. Con-

sequently, there will be a chance to appoint more women in the near future. The next big round of new appointments after this will be in 2018. It will be possible to achieve the targets stipulated by the EU Commission for supervisory boards if decisive action is taken. If there is not a fundamental shift in decision-making on appointments of executive board members, however, the overwhelming predominance of men on executive boards will continue.

Elke Holst is the Research Director Gender Studies at DIW Berlin | eholst@diw.de

Julia Schimeta is a Research Associate at the German Socio-Economic Panel Study (SOEP) at DIW Berlin | jschimeta@diw.de

JEL: D22, J16, J59, J78, L21, L32, M14, M51

Keywords: Board diversity, women CEOs, gender equality, management, listed companies, private companies, public companies, quotas for women

First published as »Frauenanteil in Topgremien großer Unternehmen in Deutschland nimmt geringfügig zu – DAX-30-Unternehmen mit größerer Dynamik«, in: DIW Wochenbericht Nr. 3.2013.

³² For more on this, see management consultant Sprenger, who has already advised many DAX 30 companies: »In business they have to be the better men—and then they're accused of being too masculine. (...) If she has a quick answer, then she knows it all; if she shows her feelings, she's a crybaby; if she can control herself, she's an iceberg; if she works long and hard, she's married to her job; if she's successful, she's nothing but a career woman. Being logical makes her cold and calculating, being intelligent is like a blemish«; see R. K. Sprenger (2010): Frauen können alles – wären da nicht die Männer, Die Welt, March 18, 2010. www.welt.de/welt_print/debatte/article6825317/Frauen-koennen-alles-waeren-da-nicht-die-Maenner.html [December 20, 2012].

DIW Berlin—Deutsches Institut
für Wirtschaftsforschung e.V.
Mohrenstraße 58, 10117 Berlin
T +49 30 897 89 -0
F +49 30 897 89 -200

Volume 3, No 3
1 March, 2013
ISSN 2192-7219

Publishers

Marcel Fratzscher, Ph. D.
Prof. Dr. Pio Baake
Prof. Dr. Christian Dreger
Dr. Ferdinand Fichtner
Prof. Dr. Martin Gornig
Prof. Dr. Peter Haan
Prof. Dr. Claudia Kemfert
Karsten Neuhoff, Ph. D.
Prof. Dr. Jürgen Schupp
Prof. Dr. C. Katharina Spieß
Prof. Dr. Gert G. Wagner

Editors in chief

Sabine Fiedler
Dr. Kurt Geppert

Editorial staff

Renate Bogdanovic
Sebastian Kollmann
Dr. Richard Ochmann
Dr. Wolf-Peter Schill

Editorial managers

Alfred Gutzler
Christiane Zschech

Press office

Renate Bogdanovic
Tel. +49-30-89789-249
presse@diw.de

Sales and distribution

DIW Berlin

Reprint and further distribution—including extracts—with complete reference and consignment of a specimen copy to DIW Berlin's Communications Department (kundenservice@diw.berlin) only. Printed on 100% recycled paper.