

Pin, Paolo

Working Paper

Eight Degrees of Separation

Nota di Lavoro, No. 78.2006

Provided in Cooperation with:

Fondazione Eni Enrico Mattei (FEEM)

Suggested Citation: Pin, Paolo (2006) : Eight Degrees of Separation, Nota di Lavoro, No. 78.2006, Fondazione Eni Enrico Mattei (FEEM), Milano

This Version is available at:

<http://hdl.handle.net/10419/74249>

Standard-Nutzungsbedingungen:

Die Dokumente auf EconStor dürfen zu eigenen wissenschaftlichen Zwecken und zum Privatgebrauch gespeichert und kopiert werden.

Sie dürfen die Dokumente nicht für öffentliche oder kommerzielle Zwecke vervielfältigen, öffentlich ausstellen, öffentlich zugänglich machen, vertreiben oder anderweitig nutzen.

Sofern die Verfasser die Dokumente unter Open-Content-Lizenzen (insbesondere CC-Lizenzen) zur Verfügung gestellt haben sollten, gelten abweichend von diesen Nutzungsbedingungen die in der dort genannten Lizenz gewährten Nutzungsrechte.

Terms of use:

Documents in EconStor may be saved and copied for your personal and scholarly purposes.

You are not to copy documents for public or commercial purposes, to exhibit the documents publicly, to make them publicly available on the internet, or to distribute or otherwise use the documents in public.

If the documents have been made available under an Open Content Licence (especially Creative Commons Licences), you may exercise further usage rights as specified in the indicated licence.

Eight Degrees of Separation

Paolo Pin

NOTA DI LAVORO 78.2006

MAY 2006

CTN – Coalition Theory Network

Paolo Pin, *Department of Economics, Università Ca' Foscari Venezia*

This paper can be downloaded without charge at:

The Fondazione Eni Enrico Mattei Note di Lavoro Series Index:
<http://www.feem.it/Feem/Pub/Publications/WPapers/default.htm>

Social Science Research Network Electronic Paper Collection:
<http://ssrn.com/abstract=904313>

Eight Degrees of Separation

Summary

The paper presents a model of network formation where every connected couple gives a contribution to the aggregate payoff, eventually discounted by their distance, and the resources are split between agents through the Myerson value. As equilibrium concept we adopt a refinement of pairwise stability. The only parameters are the number N of agents and a constant cost k for every agent to maintain any single link. This setup shows a wide multiplicity of equilibria, all of them connected, as k ranges over non trivial cases. We are able to show that, for any N , when the equilibrium is a tree (acyclical connected graph), which happens for high k , and there is no decay, the diameter of such a network never exceeds 8 (i.e. there are no two nodes with distance greater than 8). Adopting no decay and studying only trees, we facilitate the analysis but impose worst-case scenarios: we conjecture that the limit of 8 should apply for any possible non-empty equilibrium with any decay function.

Keywords: Network Formation, Myerson Value

JEL Classification: D85

"This paper was presented at the 11th Coalition Theory Network Workshop organised by the University of Warwick, UK on behalf of the CTN, with the financial support of the Department of Economics of the University of Warwick, UNINET, the British Academy, and the Association for Public Economic Theory, Warwick, 19-21 January 2006."

Address for correspondence:

Paolo Pin
Department of Economics
Università Ca' Foscari Venezia
Cannaregio, 873 S. Giobbe
30121 Venezia
Italy
E-mail: pin@unive.it



Paolo Pin
pin@unive.it

<http://venus.unive.it/pin>

Eight Degrees of Separation

January 2006

Abstract

The paper presents a model of network formation where every connected couple give a contribution to the aggregate payoff, eventually discounted by their distance, and the resources are split between agents through the Myerson value. As equilibrium concept we adopt a refinement of pairwise stability. The only parameters are the number N of agents and a constant cost k for every agent to maintain any single link. This setup shows a wide multiplicity of equilibria, all of them connected, as k ranges over non trivial cases. We are able to show that, for any N , when the equilibrium is a tree (acyclical connected graph), which happens for high k , and there is no decay, the diameter of such a network never exceeds 8 (*i.e.* there are no two nodes with distance greater than 8). Adopting no decay and studying only trees, we facilitate the analysis but impose worst-case scenarios: we conjecture that the limit of 8 should apply for any possible non-empty equilibrium with any decay function.

JEL Classification Number: D85.

Keywords: Network Formation, Myerson value.

1 Introduction

Network models are a good approximation of many social and even economic environments¹. From the most intuitive networks of human relations, as friendship and cooperation (many of which are however hardly recordable), to diplomatic, trade or research agreements between countries or firms. This kind of interrelations might be synthetically described as environments

¹See Newman (2003) for a complete review of networks in both hard and social sciences.

where agents optimize the gain from connections and intermediations, with the trade-off of some cost for maintaining their links.

The statistical properties of all these social types of networks have been tested in the last decade. The random graph model of Erdős & R enyi (1960) is accepted as the benchmark model, any statistically significant deviation from this setup identifies the dataset of connections under analysis.

For the purpose of the present work we will consider the *small world* effect². We define the distance between two nodes as the shortest path between them (infinity if they are not connected), and the diameter as the maximum value of distance for all possible couples. A network will obey the *small world* effect if its distance grows less than the logarithm of the number of nodes (which is the asymptotic limit in a random graph)³.

Models of *network formation* have been proposed since late 90s in two separated research fields. Physicists, starting from Albert & Barabasi (1999), have proposed stochastic processes that build graphs with some of the desired properties. Economists, from the pioneering paper of Jackson & Wolinsky (1996), have built game theoretical setups whose equilibria are stylized examples of social networks. Jackson & Rogers (2005) appears as the first combination of the two scientific streams, and is also the model that matches most of the empirical evidence of social networks.

The aim of the present paper is to propose a game-theoretical model, general enough to embrace characteristics of the different real-world phenomena, but with a reduced number of parameters to avoid the suspect of *over-fitting*. This model has, for non trivial choice of the parameters, multiplicity of equilibria. We would check if they all satisfy asymptotically the *small world* property. In those that we are able to treat mathematically, the diameter grows less than the log of the number of nodes simply because it is bounded by eight⁴. To allow combinatorial analysis we will make three successive restrictions, all of which seems however *worst-case scenarios* for our purpose, so that we conjecture that the results obtained in the final restricted model are valid in the general setting.

Section 2 describes the model, section 3 derives a useful tool from combinatorial algebra, section 4 obtains the results while section 5 concludes. Most of the math is in the appendix.

²Jackson & Rogers (2005) describe in the introduction the peculiar properties of social networks.

³This property does not appear only in social networks but also in natural and human made physical structures.

⁴The limit of 8 is not strict, since $e^8 \simeq 3000$. Moreover in the largest real datasets the diameter seems to grow as $D \simeq \frac{\log(N)}{\log(\log(N))}$, inverting for $D = 8$: $N > 10^{11}$.

2 The model

Appendix A (page 13) defines the notation for graphs (*i.e.* networks) in the present model. Given N agents, we consider the class of equivalence, under permutations, of all the possible $2^{\frac{N \cdot (N-1)}{2}}$ undirected irreflexive networks on them, the set \mathcal{G} . A *value function* is a real-valued function from every $G \in \mathcal{G}$. We will start from a general setup where the contribution of every couple (i, j) has a nonnegative value C_{ij} , discounted by their distance *via* a non-increasing, non negative, function, $f(\cdot)$, such that $f(1) = 1$ and $f(\infty) = 0$. We have then a *gross* value function for the profits, that we call *generalised connected couples* value function (GCC):

$$V_f^{C_{ij}}(G) \equiv \sum_{i < j, d(i,j) < \infty} \left(f(d(i,j)) \cdot C_{ij} \right) . \quad (1)$$

k is instead the constant positive cost for any single agent to maintain her links, so that a link subtracts $2 \cdot k$ from the total value function. Formally the *net* (and actual) value function is:

$$V_{f,k}^{C_{ij}}(G) \equiv \sum_{i < j, d(i,j) < \infty} \left(f(d(i,j)) \cdot C_{ij} \right) - 2 \cdot k \cdot L(G) . \quad (2)$$

We will call the *connected couples* value function (CC) the case: $C_{ij} = 1 \forall i \neq j$ and $f(\cdot) = 1$ constant for all finite values.

A value function is *anonymous* if it is invariant under permutations of \mathcal{N} . The GCC $V^{C_{ij}}$ will be if C_{ij} is constant for all i and j .

Efficient networks are those maximising the (net) value function. We have no general result for the generalized $V^{C_{ij}}$, but for CC the all and only efficient networks are trees (if $k \leq \frac{N}{4}$) and the empty network (for k greater or equal).

Given a value function V , an *allocation rule* is a function \mathcal{A} from \mathcal{G} to \mathbb{R}^N , such that $\sum_{n=1}^N \mathcal{A}_n(G) \leq v(G)$, $\forall G \in \mathcal{G}$. The allocation rule assigns to every agent part of the value function. The definition of anonymity is the same, an allocation rule is moreover *fair*⁵ if $\mathcal{A}_i(G, V) - \mathcal{A}_i(G \setminus g_{i,j}, V) = \mathcal{A}_j(G, V) - \mathcal{A}_j(G \setminus g_{i,j}, V) \forall V : \mathcal{G} \rightarrow \mathbb{R}, G \in \mathcal{G}, i, j \in \mathcal{N}$. Fairness means that the addition or the removal of any link has the same effect on its two nodes. This does not mean that they alone get half of the benefit (or damage) from the new network, whose effects could heavily influence the other's payoff.

Definition 1 Given a value function V , the Myerson value⁶ (MV) allocation rule M is:

$$M_i(G, V) = \sum_{S \subseteq \mathcal{N}: i \in S} \frac{1}{S \binom{N}{S}} (V(S) - V(S \setminus \{i\})) \quad . \quad \square \quad (3)$$

⁵This property is also known as *equal bargaining power*, *e.g.* in Jackson (2005).

⁶An extensively survey is in Aumann & Myerson (1988).

Theorem 1 (Myerson, 1977; Jackson and Wolinsky, 1996) \forall value function V , \exists one and only one anonymous and fair allocation rule, this is the MV. \square

For the gross GCC, the difference $V(S) - V(S \setminus \{i\})$ is the contribution of all the new couples connected by i 's *entrance*, weighted by their value and eventually by their distance (through $f(\cdot)$). These are both the direct new connections of i , and all those couples that were not connected and are now, thanks to her *intermediation*.

This means that, for the value function GCC, MV is:

$$M_i(G, V) = \sum_{S \subseteq N: i \in S} \frac{1}{S(S)} \left(\sum_{j \neq i, i \triangleleft_S j} f(d(i, j)) \cdot C_{ij} + \sum_{j \neq h \neq i, j \triangleright_S h} f(d(j, h)) \cdot C_{jh} \right) \quad (4)$$

The distribution of costs for links is anonymous and fair (by definition), therefore when C_{ij} is constant for all i and j (and then it is anonymous) it is the same to compute the Myerson value on the net value function, or to compute it on the gross one and then reduce costs on individual basis.

MV is a direct derivation of the Shapley value for networks. It is naturally considered as a result of cooperative approach, where it is itself a notion of equilibrium as part of the core. This allocation does not seem to fit in a setup where other non-cooperative definitions of equilibria (to appear in our context) are present. There are however two considerations to justify this choice. MV is very sensitive to the structure of the network, in the sense that a small change somewhere in the graph modifies all allocations in relation to distance and degree, and fairness is just the most direct aspect of this. No other general allocation rule shows this resilience.

The second point comes from results that, under specific types of negotiations, obtain the Shapley value (Gul, 1989) or directly the Myerson one (Navarro & Perea, 2005), as the outcome of non-cooperative bargaining. We will however not enter this question in the present work, so that our choice can simply be considered as part of the axiomatization.

Example 1 *The essential nodes allocation rule (from Goyal and Vega Redondo (2004), there with another name) deals the allocation rule CC. The unit of profit from every connected couple is split equally between the two involved agents and all the other⁷ essential ones between them. Figure 1 shows how it is anonymous but not fair.* \square

As notion of equilibrium we will consider a recently proposed refinement of *pairwise stability* (Jackson & Wolinsky, 1996).

⁷As stated in the appendix, a node is, by definition, *essential* for her own connections.

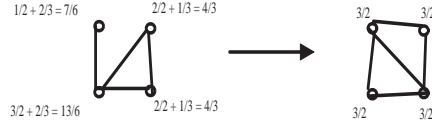


Figure 1: Example 1.

Definition 2 (Strong Pairwise Stability) *Belleflamme and Bloch (2004)* define strong pairwise stability (SPS). G is strongly pairwise stable to V and \mathcal{A} iff:

$$\forall i \in \mathcal{N}, \forall \Gamma \subseteq \{\eta \in G : i \in \eta\}, \mathcal{A}_i(G, V) \geq \mathcal{A}_i(G \setminus \Gamma, V)$$

^

$$\forall \gamma_{i,j} \notin G, \mathcal{A}_i(G, V) < \mathcal{A}_i(G \cup \{\gamma_{i,j}\}, V) \implies \mathcal{A}_j(G, V) > \mathcal{A}_j(G \cup \{\gamma_{i,j}\}, V).$$

SPS is a refinement of pairwise stability. The definition means that no agent has an incentive to erase any subset of her links (first condition) and no unconnected couple have an incentive to create a link between them (second condition). \square

It is worth noting that, if we have fairness in the allocation rule, SPS for the addition of a link can be checked on a single of the two involved nodes.

Example 2 *This is a case where SPS solves a paradox of the simple pairwise approach. Consider a circle of 14 nodes, where $k = 4$ and value function is again CC (figure 2). The allocation for every node is negative, but without admitting the complete quit from a single node, this circle is an equilibrium.* \square

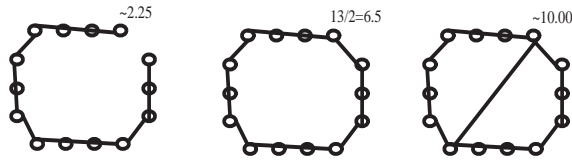


Figure 2: The 14 nodes circle (center) under MV for CC, with the two possible deviations (with approximate gross allocations) under pairwise stability.

Let us reassume the model. In the present context we will consider:
 (i) the *generalized connected couples* value function $\text{GCC}(V^{C_{ij}})$, from a certain point on its special anonymous case, avoiding in the end also decay (to

obtain CC);

(ii) the Myerson value allocation rule MV, initially only for the gross value function, then also for the net one as soon as we adopt anonymity;

(iii) strong pairwise stability equilibrium concept SPS.

Example 3 Figure 3 shows all the possible gross MV when $N = 4$ and CC ($C_{ij} = 1 \forall i \neq j$ and $f(n) = 1 \forall n$) is considered as value function. SPS equilibria are the complete network **d** for $k \leq \frac{1}{12}$, the circle **c** for $\frac{1}{12} \leq k \leq \frac{5}{12}$, the star **b** for $\frac{1}{6} \leq k \leq \frac{5}{6}$, the queue **a** for $\frac{5}{12} \leq k \leq \frac{23}{24}$ and the empty network for $k \geq \frac{1}{2}$. The listed intervals are clearly overlapping. \square

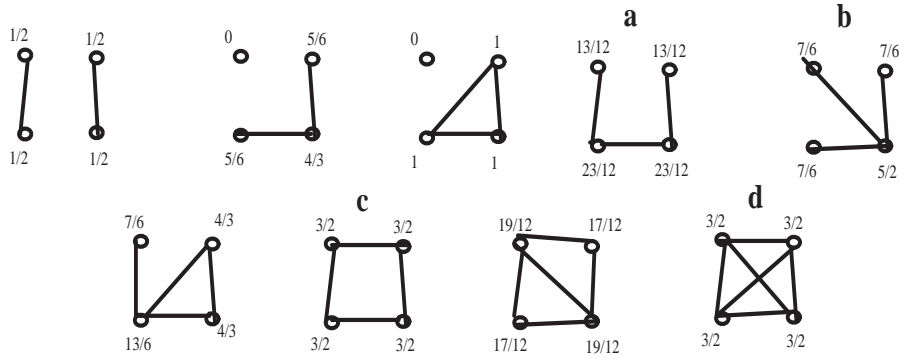


Figure 3: MV allocations of CC, for $N = 4$.

Example 4 Figure 4 illustrates most of the SPS equilibria for the connected couples value function CC, when $N = 6$, as k ranges over positive values. There are many intervals of k with different possible equilibria. \square

The last two are examples for multiplicity of equilibria⁸. We have also existence, not because of the *improving paths* result of Jackson and Watts (2002) (it does not hold under pairwise stability), but because the Myerson value has a potential function (see Monderer & Shapley, 1996) that changes for every change in the links' set of a single node, as noted in Jackson (2003). We end the section with a preliminary analytical result.

Proposition 2 Under MV for GCC:

the empty network is a SPS equilibrium for $k > \frac{\max\{C_{ij}\}}{2}$;

the complete network is for $k \leq \frac{\min\{C_{ij}\}}{N(N-1)}$. \square

Proof at page 14.

⁸Pin (2006) analyses empirically, with computer simulations, some properties of the equilibria of this same model.

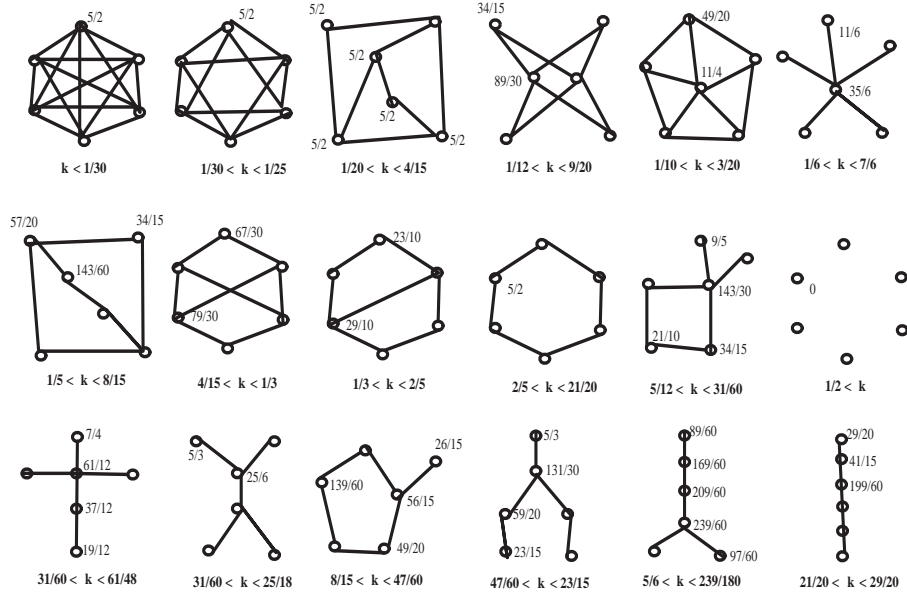


Figure 4: Possible SPS equilibria with MV for CC, $N = 6$: gross allocations and the interval for which they are (strict) equilibria are shown.

3 Computing Myerson value

Let us start the section with a useful lemma.

Lemma 3 $\forall A \leq N, A, N \in \mathbb{N}$:

$$\sum_{S=A}^N \frac{1}{S \binom{N}{S}} \binom{N-A}{S-A} = \frac{1}{A} \quad . \quad \square$$

Proof at page 14.

The fact that $\sum_{S=A}^N \frac{1}{S \binom{N}{S}} \binom{N-A}{S-A}$ is independent of N may seem irrelevant. Consider however two nodes i and j with a single path of A elements connecting them, and the expression (4) at page 4 for our Myerson value. To compute the contribution for i , from her connection with j , we must consider all the $\sum_{S=A}^N \binom{N-A}{S-A}$ possible oversets of their path, and weight them all by $\frac{f^{(A-1)} \cdot C_{ij}}{S \binom{N}{S}}$. The final result is (by lemma 3): $\frac{f^{(A-1)} \cdot C_{ij}}{A}$.

The same computation will be true if we consider two nodes j and h , with a single path of A elements connecting them, and i is among them. i 's payoff from *intermediation* will be $\frac{f^{(A-1)} \cdot C_{jh}}{A}$.

We have then a direct result from the lemma.

Proposition 4 *If a graph G is without cycles, MV for GCC is:*

$$M_i(G, V_f^{C_{ij}}) = \sum_{j \neq i, i \rightsquigarrow_G j} \frac{f(d(i, j)) \cdot C_{ij}}{d(i, j) + 1} + \sum_{j \neq h \neq i, j \rightsquigarrow_G h} \frac{f(d(j, h)) \cdot C_{jh}}{d(j, h) + 1} . \square$$

A corollary of last proposition is that, with MV for CC as allocation rule, when a network is without cycles, we get the *essential nodes* allocation rule (example 1, page 4).

If we have to compute MV for GCC, in a network where there are more paths between nodes, we will use laws from set theory, considering oversets of the paths.

Example 5 *If there are two paths between i and j , π_1 and π_2 , with $|\pi_1| \leq |\pi_2|$, the contribution of this connection is the sum of the two contributions as they were alone, minus the contribution of their union (that would however be counted twice) weighted with the longest decay (since when they are both present the distance is given by the shortest path): $C_{ij} \cdot \left(\frac{f(|\pi_1|-1)}{|\pi_1|} + \frac{f(|\pi_2|-1)}{|\pi_2|} - \frac{f(|\pi_2|-1)}{|\pi_1 \cup \pi_2|} \right)$. \square*

Last example could be generalized for n possible paths, applying the identity

$$M\left(\bigcup_i \pi_i\right) = \sum_i \frac{f(\pi_i)}{|\pi_i|} - \sum_{i \neq j} \frac{f(\max\{\pi_i, \pi_j\})}{|\pi_i \cup \pi_j|} + \sum_{i \neq j \neq k} \frac{f(\min\{\pi_i, \pi_j, \pi_k\})}{|\pi_i \cup \pi_j \cup \pi_k|} - \dots \quad (5)$$

The same kind of computation has to be made for the revenue from intermediations. We have a general rule to simplify the computations of MV for GCC.

We end this section with a results that we will implicitly assume further on.

Lemma 5 *Under MV for GCC, if we have a SPS equilibrium of more clusters, every cluster is a SPS equilibrium by itself.*

Proof: *This is simply because there are no paths and no transfers between the clusters, and MV is independent of N . \square*

4 Characterization of equilibria

From now on we will consider only a subset of all the possible SPS equilibria, namely those with no cycles. This first reduction of the object of analysis will allow the analytical treatment of the networks. We think also that this

choice is justifiable as a worst–case scenario for the properties to prove. If we consider under which conditions cycles are not present in equilibria (see *e.g.* figure 4, page 7), we note that this happens when the cost k for links is highest and redundancy of paths is too costly. Since we are trying to fix a limit on the diameter of equilibria, and we know from last section that distance decreases revenues from connections, at least by inverse proportion, we argue that a reduction of the cost k for forming links would reduce distances in equilibria. Hence considering minimal (in the number of links) equilibria, we are considering those induced by highest k , which are the same which exhibit greater diameter.

4.1 The exclusive Club

The next result is intuitively sound, and may explain why there are few non–economists in the network of research collaboration between economists, and why non–economists don’t work independently on economy on their own.

Proposition 6 *Suppose every node is endowed with an ability x_i , $C_{ij} \equiv C(x_i, x_j)$ is a symmetric increasing function, and we apply MV on GCC;*

then every SPS equilibrium with no cycles is either empty or consists of a single cluster Γ and eventually singletons;

the singletons are such that $x_{singleton} < \min\{x_j : j \text{ is a leaf of } \Gamma\}$. \square

Proof at page 14.

Example 6 *We obtained a condition of comparison between leaves of the only cluster and external singletons; figure 5 shows an example where this comparison does not hold for non-leaves nodes: here $f(n) = 1$ is constant up to $n = 4$, and $C(i, j) = x_i \cdot x_j$. \square*

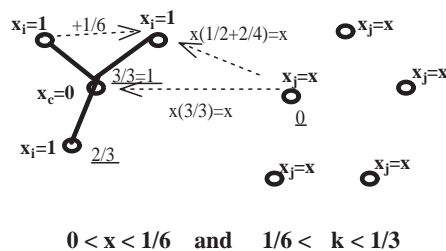


Figure 5: An exclusive star with an *unable* center.

To go on with the research we need a further approximation. From now on we will consider all the C_{ij} to be constant $\forall i \neq j, i, j \in \mathcal{N}$. Actually we will normalize all the C_{ij} to 1, which is just a rescaling of the k 's. We get an immediate corollary.

Corollary 7 *If C_{ij} are constant $\forall i \neq j, i, j \in \mathcal{N}$, and we apply MV on GCC; every SPS equilibrium with no cycles is either empty or connected. \square*

The approximation allow us to focalize on the only component in equilibrium.

In the next example we see that the star, a monopoly for intermediations, but also the most efficient network under decay, may be a SPS equilibrium for a wide range of values of k , for any N .

Example 7 *If C_{ij} are constant $\forall i \neq j, i, j \in \mathcal{N}$, and we apply MV on GCC, a star with center i is a SPS equilibrium for:*

$$\frac{1}{2} - \frac{f(2)}{3} \leq k \leq \frac{1}{2} + \frac{(N-2) \cdot f(2)}{6} . \square$$

Proof at page 15.

4.2 The eight degrees of separation

Before the main result we will propose two lemmas and impose the third and last approximation: there is no decay, so that analysis is reduced to CC.

We point out how this choice is again intuitively a worst-case scenario if we search a limit in the dimension of the diameter in equilibrium. The formal analysis (in the appendix) would have been however much harder in the general setup GCC.

Lemma 8 *To prove a proposition \mathcal{P} by induction, for all the trees of diameter greater than D_0 , it is sufficient to:*

take a diameter $D > D_0$;

step zero - prove that \mathcal{P} holds for the queue of $D + 1$ elements (the minimal tree of diameter D);

n^{th} step - suppose \mathcal{P} holds for any tree of diameter D ;

$(n + 1)^{\text{th}}$ step (induction) - add a leaf, such that diameter does not increase, and check that \mathcal{P} holds. \square

Proof: *the procedure is sufficient to prove the desired \mathcal{P} because any tree of diameter D can be obtained starting from the queue of $D + 1$ elements, adding leaves such that diameter does not increase. \square*

Last lemma strongly use anonymity of the nodes, and would not be valid otherwise.

Lemma 9 *If C_{ij} are constant $\forall i \neq j, i, j \in \mathcal{N}$, and we apply MV on GCC, a queue cannot be a SPS equilibrium if it has more than 7 elements. \square*

Proof at page 15.

The proof of the lemma follow the same strategy we will apply in the main proposition. We determine a maximal value of k for which one of the two extreme nodes should maintain their link, then we show that this value is too small for the same two extreme nodes not to connect, hence the structure cannot be a SPS equilibrium for any value of k .

Here comes the main result. From a certain point on, in the proof, we will assume no decay. Since we already got anonymity we are in the CC case.

Proposition 10 *If we apply MV on CC; every SPS equilibrium with no cycles does not have diameter greater than 8. \square*

Proof at page 16.

The proof is by induction on contradiction. We know from lemma 9 that a queue of diameter greater than $D_0 = 8$ cannot be an equilibrium, because if extrema have an incentive to maintain their single link, they have a greater one to form a second link together. We use induction, as indicated in lemma 8, to prove that again no k for which extrema would stay connected is big enough for them not to join directly with a new edge.

A question may arise: in lemma 9 contradiction holds also for diameters 7 and 8, why do we have to start from 9? Next example shows how tiny intervals of k exhibit counter-examples.

Example 8 *Figure 6 illustrates examples of equilibria with diameter 7 and 8 (the star-like network with 4-nodes arms may be an equilibrium, for some k , also with any, greater than 6, number of arms).*

We end the section with the natural conjecture that arises from the particular choice of our approximations. We will not stress again why we suppose that the approximations we made in proposition 10 are useful for the analysis but unnecessary for the result.

Conjecture 11 *If we apply MV on GCC; every SPS equilibrium does not have diameter greater than 8. \square*

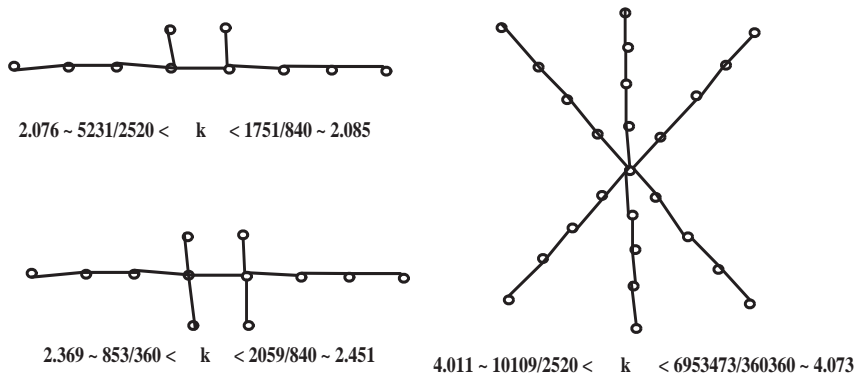


Figure 6: Examples of SPS equilibria, with MV for CC, with diameter 7 (left) and 8 (right).

5 Conclusion

The game-theoretical model of network formation proposed is fairly general but does clearly not aim to replicate every possible example of network structure in the real world. Everyone could come up with objections on the exogenously fixed cost of links, or on the Myerson value as a good approximation of bargaining or any other human process of allocation.

We would like anyway to point out the other way round. This is a model that seems (only seems because our proof is not complete and the general result remains a conjecture) to satisfy, in a non-trivial way, and with rational equilibria under sound payoffs, one of the empirical properties of the datasets on real networks.

We suppose moreover that other properties of those structures could be mimicked under the present set-up. The next *attackable* one could be *assortativity*. Let us consider two statistics, the degree of single nodes, and the couples of them, being or not connected. A network is said to obey *assortativity* if the last two measures are positively correlated, *i.e.* nodes with many connections tend to link together⁹. Our intuition comes from a consideration: if a node has many links (i) she intermediates in many connections; (ii) the cost for a new connection is *small*, compared to her overall costs. Why should two big intermediaries share with someone in-between and not connect together?

We hope not to be wrong in such conjectures, so that the present work

⁹As noted in Newman (2003), only social networks show this positive correlation, which is null in random graphs and negative in the other type of networks.

could be just a primary in the analysis of network formation models whose equilibria have the statistical properties of real social nets.

Appendix

A Notation

Let us consider a set \mathcal{N} of *nodes*, with $|\mathcal{N}| = N \geq 3$. A *graph (network)* G is a set of *links* between the nodes, formally $G \subseteq \mathcal{N} \times \mathcal{N}$. A *link (edge)* is then a couple of elements from \mathcal{N} : $g_{i,j} \equiv (i, j) \in G$, a link may also be indicated by the Greek letters $\eta, \zeta, \theta, \dots$.

\mathcal{G} will be the set of all possible G on \mathcal{N} . We call *graph architecture* the class of equivalence in \mathcal{G} that can be obtained with permutations of the elements of \mathcal{N} .

Subgraph of G will be synonym of subset. Given a graph G in \mathcal{N} , ambiguity can be maintained, when the context allows it, between a subset $S \subseteq \mathcal{N}$ and the resulting subgraph $S \equiv \{(i, j) : (i, j) \in G, i \in S, j \in S\}$. We will indicate also $G \setminus S \equiv \{(i, j) : (i, j) \in G, i \notin S, j \notin S\}$ when $S \subseteq \mathcal{N}$.

A graph is *undirected* if $g_{i,j} \in \mathcal{G} \implies g_{j,i} \in \mathcal{G}$, *irreflexive* if $g_{i,i} \notin \mathcal{G} \forall i \in \mathcal{N}$. In the paper we consider only undirected and irreflexive graphs, calling $l(i)$ the number of links involving i (the *degree* of i) and $L(G)$ the total number of links in G (so that $\sum_{i \in \mathcal{N}} l(i) = 2 \cdot L(G)$).

An easy representation of graphs among N agents is an $N \times N$ matrix with elements from $\{0, 1\}$, 1 indicates that a link is present¹⁰. A symmetric matrix stands for an undirected graph, for an irreflexive one all the elements in the diagonal are null.

Every G on \mathcal{N} defines a topology on it. A *path* $\pi_{i,j}$ in G between i and j is an ordered set of agents $(i, i_2, \dots, i_n, j)_{n \in \mathbb{N}}$ such that $\{g_{i,i_2}, g_{i_2,i_3}, \dots, g_{i_n,j}\}_{n \in \mathbb{N}} \subseteq \mathcal{G}$. The *length* of the path is $|\pi_{i,j}| - 1$. A *queue* is a graph consisting of a single path. $\pi_{i,i}$ is a *cycle* (whose length is always greater than 1 in irreflexive graphs). A *circle* is a graph consisting of a single cycle.

The *distance* between a and b in G is $d_G(i, j) \equiv \min\{|\pi_{i,j}| - 1\}$ if defined, otherwise $d(i, j) \equiv \infty$ if $\nexists \pi_{i,j}$. The *diameter* of a graph is $D_G \equiv \max\{d_G(i, j) : i, j \in G\}$. If $d_G(i, j) < \infty$ (*i.e.* there is a path between i and j) we say that i and j are *connected* in G (we will write $i \bowtie_G j$).

The definition of *cluster*¹¹ is consequential: $\Gamma_G(a) \equiv \{(i, j) : i \bowtie_G j\} \subseteq G$.

¹⁰We are considering graphs where all links are *equal* and *sure*. A richer set for the elements of the matrix would allow for labelled, weighted graphs, or for uncertainty.

¹¹This is the original name, in the game theoretical literature clusters are also called *components*.

G is *connected* if $D_G < \infty \implies \forall i \in \mathcal{N}, \Gamma_G(i) = G$ (i.e. there is only one cluster). When a graph is connected the distance makes our topology a *metric*¹².

A node h is *essential* for i and j if $i \bowtie j$ and, for all paths (i, i_2, \dots, i_n, j) , $h \in \{i_2, \dots, i_n\}$ (we will write $i \overset{h}{\bowtie} j$). Clearly when $i \bowtie j$: $i \overset{i}{\bowtie} j$ and $i \overset{j}{\bowtie} j$.

An undirected, irreflexive, graph without cycles is a *forest*; if it is moreover connected it is a *tree*. In forests and trees we will call *leaves* the nodes with only one link. In a tree there is only one path between any two nodes, so that, if they are not directly linked, every node on the path is essential to them.

B Proofs

Proof of proposition 2 (page 6): the empty network is easy.

The complete network: If i and j delete a link:

$$\Delta(M_i^{\text{complete} \setminus j}) = \sum_{S=\{i,j\}} \frac{1}{S \binom{N}{S}} (V(S) - V(S \setminus \{i\})) = \frac{C_{ij}}{N(N-1)} .$$

The marginal loss for deleting the l^{th} link (in the order of increasing C_{ij}) is increasing in l , that is because the number of possible oversets increases more than linearly in l ; $\frac{\min\{C_{ij}\}}{N(N-1)}$ is the threshold for maintaining all links. \square

Proof of lemma 3 (page 7):

$$\sum_{S=A}^N \frac{1}{S \binom{N}{S}} \binom{N-A}{S-A} = \sum_{S=A}^N \frac{(S-1)!(N-S)!}{N!} \frac{(N-A)!}{(N-S)!(S-A)!} = \sum_{S=A}^N \frac{(S-A+1) \dots (S-1)}{(N-A+1) \dots (N)}$$

By induction:

$$N > A = 1: \sum_{S=1}^N \frac{1}{N} = 1;$$

$$N = A > 1: \sum_{S=N}^N \frac{(S-N+1) \dots (S-1)}{(N-N+1) \dots (N)} = \frac{(1) \dots (N-1)}{(1) \dots (N)} = \frac{1}{N} = \frac{1}{A} ;$$

$$N = n+1 > A > 1:$$

$$\begin{aligned} \sum_{S=A}^{n+1} \frac{(S-A+1) \dots (S-1)}{(n-A+2) \dots (n)(n+1)} &= \frac{n-A+1}{n+1} \sum_{S=A}^n \frac{(S-A+1) \dots (S-1)}{(n-A+1)(n-A+2) \dots (n)} + \frac{1}{n+1} \\ &= \frac{n-A+1}{n+1} \cdot \frac{1}{A} + \frac{1}{n+1} = \frac{1}{A} . \quad \square \end{aligned}$$

Proof of proposition 6 (page 9):

i is outside Γ , consider $h = \arg \min \{x_j : j \text{ is a leaf of } \Gamma\}$,

¹² d_G is sometimes referred as *geodesic* distance (i.e. the shortest path allowed) but here we do not have any other distance to distinguish from.

if $x_i \geq x_h$: i could copy h 's link and get a higher payoff than h ;
we have proven by contradiction that $x_h > x_i$;
consider now i and l outside Γ , with i connected only to l (we consider forests,
so that there is at least a leaf for every non-singular cluster);
if i is connected to l , also h would find this connection profitable (since $x_h >$
 x_l), from this second contradiction we have only one non-singular cluster.
□

Proof for example 7 (page 10):

The star with center i :

$$\Delta(M_j^{star} \rightarrow k) = \left(\frac{1}{2} - \frac{f(2)}{3} \right)$$

$$M_i^{star} = \frac{N-1}{2} + \frac{(N-1) \cdot (N-2)}{2} \cdot \frac{f(2)}{3}$$

the marginal loss for deleting one link is

$$\frac{1}{2} + \frac{(N-2) \cdot f(2)}{3}$$

the marginal loss $\frac{1}{2} + \frac{(N-1-l) \cdot f(2)}{3}$ for deleting the l^{th} link is decreasing in l : if
one may be deleted all have to. □

Proof of lemma 9 (page 11):

Call i_1 and i_N the extrema of the queue¹³, we will prove that if there is a k
low enough such that i_1 has an incentive to maintain her link, then she will
have an incentive to connect to i_N and form a circle.

We will consider the two cases of N odd and N even.

N odd: by symmetry

$$M_{i_1}^{circle} = \sum_{n=1}^{\frac{N-1}{2}} f(n)$$

$$M_{i_1}^{queue} = \sum_{n=2}^N \frac{f(n-1)}{n} = \sum_{n=1}^{\frac{N-1}{2}} \frac{f(n)}{n+1} + \sum_{n=\frac{N-1}{2}}^{N-1} \frac{f(n)}{n+1} = \sum_{n=1}^{\frac{N-1}{2}} \left(\frac{f(n)}{n+1} + \frac{f\left(\frac{N-1}{2} + n\right)}{\frac{N+1}{2} + n} \right)$$

$$\Delta(M_{i_1}^{queue} \rightarrow i_N) = \sum_{n=1}^{\frac{N-1}{2}} \left(f(n) \frac{n}{n+1} - \frac{f\left(\frac{N-1}{2} + n\right)}{\frac{N+1}{2} + n} \right)$$

¹³The *weakest* elements are actually i_2 and i_{N-1} , the upper-bound of 7 will however hold also for them.

The queue cannot be an equilibrium if:

$$\begin{aligned} \sum_{n=1}^{\frac{N-1}{2}} \left(f(n) \frac{n}{n+1} - \frac{f\left(\frac{N-1}{2} + n\right)}{\frac{N+1}{2} + n} \right) &> \sum_{n=1}^{\frac{N-1}{2}} \left(\frac{f(n)}{n+1} + \frac{f\left(\frac{N-1}{2} + n\right)}{\frac{N+1}{2} + n} \right) \\ \sum_{n=1}^{\frac{N-1}{2}} f(n) \frac{n-1}{n+1} &> \sum_{n=1}^{\frac{N-1}{2}} f\left(\frac{N-1}{2} + n\right) \frac{2}{\frac{N+1}{2} + n} \end{aligned}$$

It is straightforward that $f(n) \frac{n-1}{n+1} > f(n+h) \frac{2}{n+h}$, as $n \geq 3$, $h \geq 4$. Then if the result holds for $N_0 \geq 7$ it holds for every $N > N_0$, we can take as worst case the case $f(n) = 1$ constant, and find that the inequality holds actually for $N > 7$.

N even: we have now

$$\begin{aligned} M_{i_1}^{circle} &= \sum_{n=1}^{\frac{N}{2}-1} f(n) + \frac{f\left(\frac{N}{2}\right)}{2} \\ M_{i_1}^{queue} &= \sum_{n=1}^{\frac{N}{2}-1} \left(\frac{f(n)}{n+1} + \frac{f\left(\frac{N}{2} + n\right)}{\frac{N}{2} + n + 1} \right) + \frac{f\left(\frac{N}{2}\right)}{\frac{N}{2} + 1} \end{aligned}$$

and have to consider:

$$\sum_{n=1}^{\frac{N}{2}-1} \left(f(n) \frac{n}{n+1} - \frac{f\left(\frac{N}{2} + n\right)}{\frac{N}{2} + n + 1} \right) + f\left(\frac{N}{2}\right) \left(\frac{1}{2} - \frac{1}{\frac{N}{2} + 1} \right) > \sum_{n=1}^{\frac{N}{2}-1} \left(\frac{f(n)}{n+1} + \frac{f\left(\frac{N}{2} + n\right)}{\frac{N}{2} + n + 1} \right) + \frac{f\left(\frac{N}{2}\right)}{\frac{N}{2} + 1}$$

by analogous computations we obtain $N \geq 8$. \square

Proof of proposition 10 (page 11):

Proof: by lemmas 8 and 9 we can start from a queue of more than 10 elements and add elements such that diameter does not increase, verifying at each step, by induction, that there is still no k for which the tree could be a SPS equilibrium.

Figure 7 shows the conditions we are imposing and define variables a , b and u , while h is the new node (eventually attached directly to i_{a+1}), and D is the diameter of the graph. The condition $a \geq b$ does not reduce generality.

We know from lemma 9 that, in the queue, for the extreme nodes' the revenue from their link is smaller than the benefit from connecting together. We will show that this payoff (even if increasing) remains smaller than the benefit

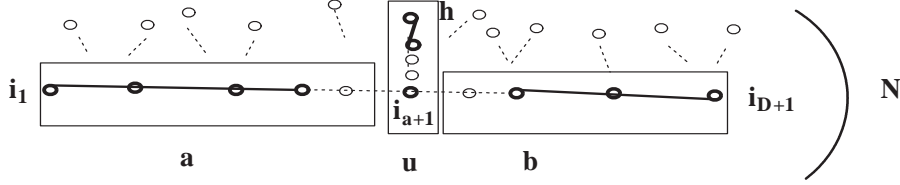


Figure 7: $D \geq 7$, $a + b = D$, $1 \leq b \leq a$, $2 \leq u \leq b + 1$.

from the connection.

Step 0, the queue: by lemma 9.

Supposition: we impose the payoffs of the two extrema to be, summed, less than their two equal revenues from connecting together, again summed. This condition will be sufficient since:

$$2 \cdot \Delta(M_{i_1} \rightarrow i_{D+1}) > M_{i_1} + M_{i_{D+1}} \implies \exists k \in \mathbb{R} \text{ s.t. } \begin{cases} M_{i_1} & \geq k \\ M_{i_{D+1}} & \geq k \\ \Delta(M_{i_1} \rightarrow i_{D+1}) & \leq k \end{cases} . \quad (6)$$

Induction step, add h: the direct benefit for extrema are:

$$\Delta_h(M_{i_1}) = \frac{1}{a+u} \quad \text{and} \quad \Delta_h(M_{i_{D+1}}) = \frac{1}{b+u} . \quad (7)$$

We consider then how the profit for i_1 , connecting to i_{D+1} , grows adding h . We have to count all the new paths established between the nodes $i_1, \dots, i_{a-1}, i_{a+3}, \dots, i_{D+1}$ (at one side) and the new-entrant h (at the other side). For all these $a + b - 2$ couples, i_1 and i_{D+1} are intermediaries on the new and longest path.

We have to use lemma 3 as in example 5 (page 8), considering all subsets of \mathcal{N} for which the new longest path is the only available one.

For i_1 the connection with h will give $(\frac{1}{b+u+1} - \frac{1}{a+b+u})$ more, for i_2 it will be $(\frac{1}{b+u+2} - \frac{1}{a+b+u})$, and so on...

In this way we can sum up all the new revenues from intermediations¹⁴:

$$\Delta_h(\Delta(M_{i_1} \rightarrow i_{D+1})) \geq \sum_{n=b+u}^{a+b+u-2} \left(\frac{1}{n+1} - \frac{1}{a+b+u} \right) + \sum_{n=a+u}^{a+b+u-2} \left(\frac{1}{n+1} - \frac{1}{a+b+u} \right) . \quad (8)$$

There is inequality because many more intermediations may arise, from the nodes not considered when counting a , b and u , whose existence we can however not assume in the proof.

¹⁴A summatory is defined for integers contained in the interval, if this interval is empty (starting point higher than the ending one) the summatory is defined to be null.

Considering equations in (7) and (8), the induction step will be satisfied if:

$$\begin{aligned}
0 &\leq 2 \cdot \underbrace{\left(\sum_{n=b+u}^{a+b+u-2} \left(\frac{1}{n+1} - \frac{1}{a+b+u} \right) + \sum_{n=a+u}^{a+b+u-2} \left(\frac{1}{n+1} - \frac{1}{a+b+u} \right) \right)}_{\equiv S(a,b,u)} - \frac{1}{a+u} - \frac{1}{b+u} \\
&\leq \Delta_h \left(2 \cdot \Delta(M_{i_1} \rightarrow i_{D+1}) - (M_{i_1} + M_{i_{D+1}}) \right)
\end{aligned}$$

Table 1 shows numerical computations of the formula $S(a, b, u)$, for $a \leq 7$. All values are rounded below and all those implicit in dots are positive.

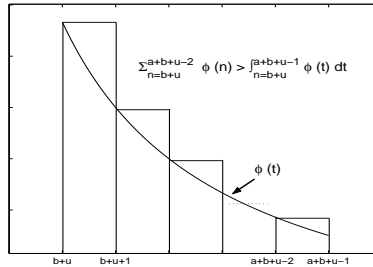
	$a = 5$	$a = 6$	$a = 7$
$b = 1$	$\underline{u} : \dots$		
$b = 2$			2 : 0.257 , 3 : 0.188
$b = 3$		2 : 0.011 ... 4 : 0.049	2 : 0.210 ... 4 : 0.118
$b = 4$	2 : 0.047 , 3 : 0.023 , 4 : 0.006 , 5 : $-0.006^{(*)}$	2 : 0.118 ... 5 : 0.039	2 : 0.192 ... 5 : 0.089
$b = 5$	2 : 0.089 ... 6 : 0.011	2 : 0.138 ... 6 : 0.043	2 : 0.194 ... 6 : 0.079
$b = 6$		2 : 0.170 ... 7 : 0.053	2 : 0.209 ... 7 : 0.079
$b = 7$			2 : 0.234 ... 8 : 0.084

Table 1: $S(a, b, u) \equiv 2 \cdot \left(\sum_{n=b+u}^{a+b+u-2} \left(\frac{1}{n+1} - \frac{1}{a+b+u} \right) + \sum_{n=a+u}^{a+b+u-2} \left(\frac{1}{n+1} - \frac{1}{a+b+u} \right) \right) - \frac{1}{a+u} - \frac{1}{b+u}$.

The only negative case, denoted by $(*)$ ($a = 5$, $b = 4$ and $u = 5$), will be treated separately in following lemma 12.

To prove $S(a, b, u)$ is positive for all the other values ($a, b, u \in \mathbb{N}$: $a > 7$, $b \leq a$ and $u \leq a + 1$) we can consider (since the argument of the sums is decreasing):

$$\begin{aligned}
S(a, b, u) &> I(a, b, u) \\
&\equiv 2 \cdot \left(\int_{b+u}^{a+b+u-1} \left(\frac{1}{t+1} - \frac{1}{a+b+u} \right) dt + \int_{a+u}^{a+b+u-1} \left(\frac{1}{t+1} - \frac{1}{a+b+u} \right) dt \right) - \frac{1}{a+u} - \frac{1}{b+u} \\
&= 2 \cdot \left(\log \left(\frac{(a+b+u)^2}{(a+u+1)(b+u+1)} \right) - \frac{a+b-2}{a+b+u} \right) - \frac{1}{a+u} - \frac{1}{b+u}
\end{aligned}$$



$$\Phi(a) : [8, \infty] \rightarrow \mathbb{R} \equiv \min_{b \in [1, a], u \in [2, a+1]} I(a, b, u)$$

$$\begin{aligned} \frac{\partial I(a, b, u)}{\partial u} &= 2 \cdot \left(\frac{3a + 3b + 2u - 2}{(a + b + u)^2} - \frac{1}{a + u + 1} - \frac{1}{b + u + 1} \right) + \frac{1}{(a + u)^2} + \frac{1}{(b + u)^2} \\ &\leq \frac{6}{a + b + u} - \frac{2}{a + u + 1} - \frac{2}{b + u + 1} + \frac{1}{(a + u)^2} + \frac{1}{(b + u)^2} \end{aligned}$$

Last expression is increasing in b , but for $b = a \geq 8$ is however still negative, hence a minimum is for $u = a + 1$. Substituting:

$$\begin{aligned} \frac{\partial I(a, b, a + 1)}{\partial b} &= \frac{\partial \left(2 \cdot \left(\log \left(\frac{(2a+b+1)^2}{(2a+2)(a+b+2)} \right) - \frac{a+b-2}{2a+b+1} \right) - \frac{1}{2a+1} - \frac{1}{a+b+1} \right)}{\partial b} \\ &= \frac{3a + 2b - 1}{(2a + b + 1)^2} - \frac{1}{a + b + 2} + \frac{1}{(a + b + 1)^2} \end{aligned}$$

Also this expression is increasing in b , but for $b = a \geq 8$ it is still negative, minima are then for $b = a$ and $u = a + 1$. Substituting we get:

$$\begin{aligned} \Phi(a) &= 4 \cdot \int_{2a+1}^{3a} \left(\frac{1}{t+1} - \frac{1}{3a+1} \right) dt - \frac{2}{2a+1} \\ &= 4 \cdot \left(\log \left(\frac{3a+1}{2a+1} \right) - \frac{a-1}{3a+1} \right) - \frac{2}{2a+1} \end{aligned}$$

which is positive $\forall a > 0$.

We have the proof since:

$$0 < \Phi(a) \leq I(a, b, u) < S(a, b, u), \forall a \geq 8, 1 \leq b \leq a, 2 \leq u \leq b + 1. \quad \square$$

Lemma 12 *If we apply MV on CC; it is not possible to construct a SPS equilibrium with no cycles, such that it has diameter 9. \square*

Proof: *from table 1, the only way to use the only negative value (*) is, as illustrated in figure 8, including many times the case for $a = 5$, $b = 4$ and $u = 5$.*

A rough computation shows that, just to balance the positive weight of j_2 , j_3 and j_4 , the number M of h_m s should be at least 13 in every arm (if we want moreover to break the induction hypothesis of last proof, M should be in the order of hundreds, but this consideration is unnecessary for the proof).

However, every such h_m has distance 9 from i_1 , as i_{10} . Using again values from table 1, and the fact that $S(8, 1, 2)$ is rounded below by 0.485, we can see how strong incentive is induced now for i_1 to connect to any h_m , and the other way round by fairness. \square

Last lemma completes the proof of proposition 10.

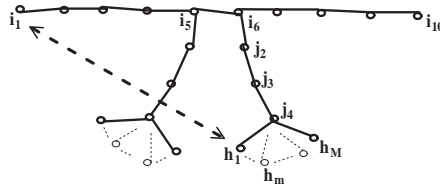


Figure 8: One of the few possible constructions to *break* the incentive to connect between i_1 and i_{10} .

References

- [1] Réka Albert and Albert-László Barabási, 1999, “Emerging of Scaling in Random Networks”, *Science*, **286**, 509-512.
- [2] Robert J. Aumann and Roger B. Myerson, 1988, “Endogenous formation of links between players and coalitions: an application to the Shapley Value”, in *The Shapley Value*, ed. A. Roth, 175-91, Cambridge University Press.
- [3] Paul Belleflamme, Francis Bloch, 2004, “Market Sharing Agreements and Collusive networks”, *International Economic Review*, **45** (2), 387-411.
- [4] Paul Erdős and Alfred Rényi, 1960, “On the Evolution of Random Graphs”, *Publication of the Mathematical Institute of the Hungarian Academy of Sciences*, **5**, 17-61.
- [5] Sanjeev Goyal and Fernando Vega Redondo, 2004, “Structural holes in social networks”, *Mimeo*, December 2004 version, <http://privatewww.essex.ac.uk/~sgoyal/structuralholes-dec21.pdf> .
- [6] Faruk Gul, 1989, “Bargaining foundations of Shapley value”, *Econometrica*, **57**, 81-95.
- [7] Matthew O. Jackson, 2003, “The Stability and Efficiency of Economic and Social Networks,” in *Advances in Economic Design*, eds. M. Sertel, S. Koray, 319-362, Springer.
- [8] Matthew O. Jackson, 2005, “Allocation rules for network games”, *Games and Economic Behavior*, **51**, 128-154.
- [9] Matthew O. Jackson and Brian W. Rogers, 2005, “Search in the Formation of Large Networks: How Random are So-

- cially Generated Networks?”, *Mimeo*, August 2005 version, <http://www.hss.caltech.edu/~jacksonm/netpower.pdf> .
- [10] Matthew O. Jackson and Alison Watts, 2002, “The Evolution of Social and Economic Networks”, *Journal of Economic Theory*, **106**, 265-295.
- [11] Matthew O. Jackson and Asher Wolinski, 1996, “A Strategic Model of Social and Economic Networks”, *Journal of Economic Theory*, **71**, 44-74.
- [12] Dov Monderer and Loyd S. Shapley, 1996, “Potential Games”, *Games and Economic Behavior*, **14**, 124-143.
- [13] Roger B. Myerson, 1977, “Graphs and cooperation in games”, *Mathematics of Operations Research*, **2**, 225-229.
- [14] Noemi Navarro and Andrés Perea, 2005, “Bargaining in networks and the Myerson value”, *Mimeo*, June 2005 version, <http://www.personeel.unimaas.nl/a.perea/Papers/Myerson-June05.pdf>
- [15] Mark E. J. Newman, 2003, “The structure and function of complex networks”, *SIAM Review*, **45**, 167-256.
- [16] Paolo Pin, 2006, “A model of Myerson-Nash equilibria in networks”, in *Artificial Economics, Agent-Based Methods in Finance, Game Theory and Their Applications*, eds. P. Mathieu, B. Beaufils, O. Brandouy, 175-188, Springer.

NOTE DI LAVORO DELLA FONDAZIONE ENI ENRICO MATTEI

Fondazione Eni Enrico Mattei Working Paper Series

Our Note di Lavoro are available on the Internet at the following addresses:

<http://www.feem.it/Feem/Pub/Publications/WPapers/default.html>

<http://www.ssrn.com/link/feem.html>

<http://www.repec.org>

<http://agecon.lib.umn.edu>

NOTE DI LAVORO PUBLISHED IN 2006

SIEV	1.2006	<i>Anna ALBERINI</i> : <u>Determinants and Effects on Property Values of Participation in Voluntary Cleanup Programs: The Case of Colorado</u>
CCMP	2.2006	<i>Valentina BOSETTI, Carlo CARRARO and Marzio GALEOTTI</i> : <u>Stabilisation Targets, Technical Change and the Macroeconomic Costs of Climate Change Control</u>
CCMP	3.2006	<i>Roberto ROSON</i> : <u>Introducing Imperfect Competition in CGE Models: Technical Aspects and Implications</u>
KTHC	4.2006	<i>Sergio VERGALLI</i> : <u>The Role of Community in Migration Dynamics</u>
SIEV	5.2006	<i>Fabio GRAZI, Jeroen C.J.M. van den BERGH and Piet RIETVELD</i> : <u>Modeling Spatial Sustainability: Spatial Welfare Economics versus Ecological Footprint</u>
CCMP	6.2006	<i>Olivier DESCHENES and Michael GREENSTONE</i> : <u>The Economic Impacts of Climate Change: Evidence from Agricultural Profits and Random Fluctuations in Weather</u>
PRCG	7.2006	<i>Michele MORETTO and Paola VALBONESE</i> : <u>Firm Regulation and Profit-Sharing: A Real Option Approach</u>
SIEV	8.2006	<i>Anna ALBERINI and Aline CHIABAI</i> : <u>Discount Rates in Risk v. Money and Money v. Money Tradeoffs</u>
CTN	9.2006	<i>Jon X. EGUIA</i> : <u>United We Vote</u>
CTN	10.2006	<i>Shao CHIN SUNG and Dinko DIMITRO</i> : <u>A Taxonomy of Myopic Stability Concepts for Hedonic Games</u>
NRM	11.2006	<i>Fabio CERINA</i> (lxxviii): <u>Tourism Specialization and Sustainability: A Long-Run Policy Analysis</u>
NRM	12.2006	<i>Valentina BOSETTI, Mariaester CASSINELLI and Alessandro LANZA</i> (lxxviii): <u>Benchmarking in Tourism Destination, Keeping in Mind the Sustainable Paradigm</u>
CCMP	13.2006	<i>Jens HORBACH</i> : <u>Determinants of Environmental Innovation – New Evidence from German Panel Data Sources</u>
KTHC	14.2006	<i>Fabio SABATINI</i> : <u>Social Capital, Public Spending and the Quality of Economic Development: The Case of Italy</u>
KTHC	15.2006	<i>Fabio SABATINI</i> : <u>The Empirics of Social Capital and Economic Development: A Critical Perspective</u>
CSRM	16.2006	<i>Giuseppe DI VITA</i> : <u>Corruption, Exogenous Changes in Incentives and Deterrence</u>
CCMP	17.2006	<i>Rob B. DELLINK and Marjan W. HOFKES</i> : <u>The Timing of National Greenhouse Gas Emission Reductions in the Presence of Other Environmental Policies</u>
IEM	18.2006	<i>Philippe QUIRION</i> : <u>Distributional Impacts of Energy-Efficiency Certificates Vs. Taxes and Standards</u>
CTN	19.2006	<i>Somdeb LAHIRI</i> : <u>A Weak Bargaining Set for Contract Choice Problems</u>
CCMP	20.2006	<i>Massimiliano MAZZANTI and Roberto ZOBOLI</i> : <u>Examining the Factors Influencing Environmental Innovations</u>
SIEV	21.2006	<i>Y. Hossein FARZIN and Ken-ICHI AKAO</i> : <u>Non-pecuniary Work Incentive and Labor Supply</u>
CCMP	22.2006	<i>Marzio GALEOTTI, Matteo MANERA and Alessandro LANZA</i> : <u>On the Robustness of Robustness Checks of the Environmental Kuznets Curve</u>
NRM	23.2006	<i>Y. Hossein FARZIN and Ken-ICHI AKAO</i> : <u>When is it Optimal to Exhaust a Resource in a Finite Time?</u>
NRM	24.2006	<i>Y. Hossein FARZIN and Ken-ICHI AKAO</i> : <u>Non-pecuniary Value of Employment and Natural Resource Extinction</u>
SIEV	25.2006	<i>Lucia VERGANO and Paulo A.L.D. NUNES</i> : <u>Analysis and Evaluation of Ecosystem Resilience: An Economic Perspective</u>
SIEV	26.2006	<i>Danny CAMPBELL, W. George HUTCHINSON and Riccardo SCARPA</i> : <u>Using Discrete Choice Experiments to Derive Individual-Specific WTP Estimates for Landscape Improvements under Agri-Environmental Schemes: Evidence from the Rural Environment Protection Scheme in Ireland</u>
KTHC	27.2006	<i>Vincent M. OTTO, Timo KUOSMANEN and Ekko C. van IERLAND</i> : <u>Estimating Feedback Effect in Technical Change: A Frontier Approach</u>
CCMP	28.2006	<i>Giovanni BELLA</i> : <u>Uniqueness and Indeterminacy of Equilibria in a Model with Polluting Emissions</u>
IEM	29.2006	<i>Alessandro COLOGNI and Matteo MANERA</i> : <u>The Asymmetric Effects of Oil Shocks on Output Growth: A Markov-Switching Analysis for the G-7 Countries</u>
KTHC	30.2006	<i>Fabio SABATINI</i> : <u>Social Capital and Labour Productivity in Italy</u>
ETA	31.2006	<i>Andrea GALLICE</i> (lxxix): <u>Predicting one Shot Play in 2x2 Games Using Beliefs Based on Minimax Regret</u>
IEM	32.2006	<i>Andrea BIGANO and Paul SHEEHAN</i> : <u>Assessing the Risk of Oil Spills in the Mediterranean: the Case of the Route from the Black Sea to Italy</u>
NRM	33.2006	<i>Rinaldo BRAU and Davide CAO</i> (lxxviii): <u>Uncovering the Macrostructure of Tourists' Preferences. A Choice Experiment Analysis of Tourism Demand to Sardinia</u>
CTN	34.2006	<i>Parkash CHANDER and Henry TULKENS</i> : <u>Cooperation, Stability and Self-Enforcement in International Environmental Agreements: A Conceptual Discussion</u>
IEM	35.2006	<i>Valeria COSTANTINI and Salvatore MONNI</i> : <u>Environment, Human Development and Economic Growth</u>
ETA	36.2006	<i>Ariel RUBINSTEIN</i> (lxxix): <u>Instinctive and Cognitive Reasoning: A Study of Response Times</u>

ETA	37.2006	<i>Maria SALGADO</i> (lxxix): <u>Choosing to Have Less Choice</u>
ETA	38.2006	<i>Justina A.V. FISCHER and Benno TORGLER</i> : <u>Does Envy Destroy Social Fundamentals? The Impact of Relative Income Position on Social Capital</u>
ETA	39.2006	<i>Benno TORGLER, Sascha L. SCHMIDT and Bruno S. FREY</i> : <u>Relative Income Position and Performance: An Empirical Panel Analysis</u>
CCMP	40.2006	<i>Alberto GAGO, Xavier LABANDEIRA, Fidel PICOS And Miguel RODRÍGUEZ</i> : <u>Taxing Tourism In Spain: Results and Recommendations</u>
IEM	41.2006	<i>Karl van BIERVLIET, Dirk Le ROY and Paulo A.L.D. NUNES</i> : <u>An Accidental Oil Spill Along the Belgian Coast: Results from a CV Study</u>
CCMP	42.2006	<i>Rolf GOLOMBEK and Michael HOEL</i> : <u>Endogenous Technology and Tradable Emission Quotas</u>
KTHC	43.2006	<i>Giulio CAINELLI and Donato IACOBUCCI</i> : <u>The Role of Agglomeration and Technology in Shaping Firm Strategy and Organization</u>
CCMP	44.2006	<i>Alvaro CALZADILLA, Francesco PAULI and Roberto ROSON</i> : <u>Climate Change and Extreme Events: An Assessment of Economic Implications</u>
SIEV	45.2006	<i>M.E. KRAGT, P.C. ROEBELING and A. RUIJS</i> : <u>Effects of Great Barrier Reef Degradation on Recreational Demand: A Contingent Behaviour Approach</u>
NRM	46.2006	<i>C. GIUPPONI, R. CAMERA, A. FASSIO, A. LASUT, J. MYSLAK and A. SGOBBI</i> : <u>Network Analysis, Creative System Modelling and DecisionSupport: The NetSyMoD Approach</u>
KTHC	47.2006	<i>Walter F. LALICH</i> (lxxx): <u>Measurement and Spatial Effects of the Immigrant Created Cultural Diversity in Sydney</u>
KTHC	48.2006	<i>Elena PASPALANOVA</i> (lxxx): <u>Cultural Diversity Determining the Memory of a Controversial Social Event</u>
KTHC	49.2006	<i>Ugo GASPARINO, Barbara DEL CORPO and Dino PINELLI</i> (lxxx): <u>Perceived Diversity of Complex Environmental Systems: Multidimensional Measurement and Synthetic Indicators</u>
KTHC	50.2006	<i>Aleksandra HAUKE</i> (lxxx): <u>Impact of Cultural Differences on Knowledge Transfer in British, Hungarian and Polish Enterprises</u>
KTHC	51.2006	<i>Katherine MARQUAND FORSYTH and Vanja M. K. STENIUS</i> (lxxx): <u>The Challenges of Data Comparison and Varied European Concepts of Diversity</u>
KTHC	52.2006	<i>Gianmarco I.P. OTTAVIANO and Giovanni PERI</i> (lxxx): <u>Rethinking the Gains from Immigration: Theory and Evidence from the U.S.</u>
KTHC	53.2006	<i>Monica BARNI</i> (lxxx): <u>From Statistical to Geolinguistic Data: Mapping and Measuring Linguistic Diversity</u>
KTHC	54.2006	<i>Lucia TAJOLI and Lucia DE BENEDICTIS</i> (lxxx): <u>Economic Integration and Similarity in Trade Structures</u>
KTHC	55.2006	<i>Suzanna CHAN</i> (lxxx): <u>“God’s Little Acre” and “Belfast Chinatown”: Diversity and Ethnic Place Identity in Belfast</u>
KTHC	56.2006	<i>Diana PETKOVA</i> (lxxx): <u>Cultural Diversity in People’s Attitudes and Perceptions</u>
KTHC	57.2006	<i>John J. BETANCUR</i> (lxxx): <u>From Outsiders to On-Paper Equals to Cultural Curiosities? The Trajectory of Diversity in the USA</u>
KTHC	58.2006	<i>Kiflemariam HAMDE</i> (lxxx): <u>Cultural Diversity A Glimpse Over the Current Debate in Sweden</u>
KTHC	59.2006	<i>Emilio GREGORI</i> (lxxx): <u>Indicators of Migrants’ Socio-Professional Integration</u>
KTHC	60.2006	<i>Christa-Maria LERM HAYES</i> (lxxx): <u>Unity in Diversity Through Art? Joseph Beuys’ Models of Cultural Dialogue</u>
KTHC	61.2006	<i>Sara VERTOMMEN and Albert MARTENS</i> (lxxx): <u>Ethnic Minorities Rewarded: Ethnostratification on the Wage Market in Belgium</u>
KTHC	62.2006	<i>Nicola GENOVESE and Maria Grazia LA SPADA</i> (lxxx): <u>Diversity and Pluralism: An Economist's View</u>
KTHC	63.2006	<i>Carla BAGNA</i> (lxxx): <u>Italian Schools and New Linguistic Minorities: Nationality Vs. Plurilingualism. Which Ways and Methodologies for Mapping these Contexts?</u>
KTHC	64.2006	<i>Vedran OMANOVIĆ</i> (lxxx): <u>Understanding “Diversity in Organizations” Paradigmatically and Methodologically</u>
KTHC	65.2006	<i>Mila PASPALANOVA</i> (lxxx): <u>Identifying and Assessing the Development of Populations of Undocumented Migrants: The Case of Undocumented Poles and Bulgarians in Brussels</u>
KTHC	66.2006	<i>Roberto ALZETTA</i> (lxxx): <u>Diversities in Diversity: Exploring Moroccan Migrants’ Livelihood in Genoa</u>
KTHC	67.2006	<i>Monika SEDENKOVA and Jiri HORAK</i> (lxxx): <u>Multivariate and Multicriteria Evaluation of Labour Market Situation</u>
KTHC	68.2006	<i>Dirk JACOBS and Andrea REA</i> (lxxx): <u>Construction and Import of Ethnic Categorisations: “Allochthones” in The Netherlands and Belgium</u>
KTHC	69.2006	<i>Eric M. USLANER</i> (lxxx): <u>Does Diversity Drive Down Trust?</u>
KTHC	70.2006	<i>Paula MOTA SANTOS and João BORGES DE SOUSA</i> (lxxx): <u>Visibility & Invisibility of Communities in Urban Systems</u>
ETA	71.2006	<i>Rinaldo BRAU and Matteo LIPPI BRUNI</i> : <u>Eliciting the Demand for Long Term Care Coverage: A Discrete Choice Modelling Analysis</u>
CTN	72.2006	<i>Dinko DIMITROV and Claus-JOCHEN HAAKE</i> : <u>Coalition Formation in Simple Games: The Semistrict Core</u>
CTN	73.2006	<i>Ottorino CHILLEM, Benedetto GUI and Lorenzo ROCCO</i> : <u>On The Economic Value of Repeated Interactions Under Adverse Selection</u>
CTN	74.2006	<i>Sylvain BEAL and Nicolas QUÉROU</i> : <u>Bounded Rationality and Repeated Network Formation</u>
CTN	75.2006	<i>Sophie BADE, Guillaume HAERINGER and Ludovic RENO</i> : <u>Bilateral Commitment</u>
CTN	76.2006	<i>Andranik TANGIAN</i> : <u>Evaluation of Parties and Coalitions After Parliamentary Elections</u>
CTN	77.2006	<i>Rudolf BERGHAMMER, Agnieszka RUSINOWSKA and Harrie de SWART</i> : <u>Applications of Relations and Graphs to Coalition Formation</u>
CTN	78.2006	<i>Paolo PIN</i> : <u>Eight Degrees of Separation</u>

(lxxviii) This paper was presented at the Second International Conference on "Tourism and Sustainable Economic Development - Macro and Micro Economic Issues" jointly organised by CRENoS (Università di Cagliari and Sassari, Italy) and Fondazione Eni Enrico Mattei, Italy, and supported by the World Bank, Chia, Italy, 16-17 September 2005.

(lxxix) This paper was presented at the International Workshop on "Economic Theory and Experimental Economics" jointly organised by SET (Center for advanced Studies in Economic Theory, University of Milano-Bicocca) and Fondazione Eni Enrico Mattei, Italy, Milan, 20-23 November 2005. The Workshop was co-sponsored by CISEPS (Center for Interdisciplinary Studies in Economics and Social Sciences, University of Milan-Bicocca).

(lxxx) This paper was presented at the First EURODIV Conference "Understanding diversity: Mapping and measuring", held in Milan on 26-27 January 2006 and supported by the Marie Curie Series of Conferences "Cultural Diversity in Europe: a Series of Conferences.

2006 SERIES

CCMP	<i>Climate Change Modelling and Policy</i> (Editor: Marzio Galeotti)
SIEV	<i>Sustainability Indicators and Environmental Valuation</i> (Editor: Anna Alberini)
NRM	<i>Natural Resources Management</i> (Editor: Carlo Giupponi)
KTHC	<i>Knowledge, Technology, Human Capital</i> (Editor: Gianmarco Ottaviano)
IEM	<i>International Energy Markets</i> (Editor: Anil Markandya)
CSRM	<i>Corporate Social Responsibility and Sustainable Management</i> (Editor: Sabina Ratti)
PRCG	<i>Privatisation Regulation Corporate Governance</i> (Editor: Bernardo Bortolotti)
ETA	<i>Economic Theory and Applications</i> (Editor: Carlo Carraro)
CTN	<i>Coalition Theory Network</i>