

Manera, Matteo; Grasso, Margherita

Working Paper

Asymmetric Error Correction Models for the Oil-Gasoline Price Relationship

Nota di Lavoro, No. 75.2005

Provided in Cooperation with:

Fondazione Eni Enrico Mattei (FEEM)

Suggested Citation: Manera, Matteo; Grasso, Margherita (2005) : Asymmetric Error Correction Models for the Oil-Gasoline Price Relationship, Nota di Lavoro, No. 75.2005, Fondazione Eni Enrico Mattei (FEEM), Milano

This Version is available at:

<https://hdl.handle.net/10419/74240>

Standard-Nutzungsbedingungen:

Die Dokumente auf EconStor dürfen zu eigenen wissenschaftlichen Zwecken und zum Privatgebrauch gespeichert und kopiert werden.

Sie dürfen die Dokumente nicht für öffentliche oder kommerzielle Zwecke vervielfältigen, öffentlich ausstellen, öffentlich zugänglich machen, vertreiben oder anderweitig nutzen.

Sofern die Verfasser die Dokumente unter Open-Content-Lizenzen (insbesondere CC-Lizenzen) zur Verfügung gestellt haben sollten, gelten abweichend von diesen Nutzungsbedingungen die in der dort genannten Lizenz gewährten Nutzungsrechte.

Terms of use:

Documents in EconStor may be saved and copied for your personal and scholarly purposes.

You are not to copy documents for public or commercial purposes, to exhibit the documents publicly, to make them publicly available on the internet, or to distribute or otherwise use the documents in public.

If the documents have been made available under an Open Content Licence (especially Creative Commons Licences), you may exercise further usage rights as specified in the indicated licence.

**Asymmetric Error Correction
Models for the Oil-Gasoline Price
Relationship**

Margherita Grasso and Matteo Manera

NOTA DI LAVORO 75.2005

MAY 2005

IEM – International Energy Markets

Margherita Grasso, *Department of Economics, University College London*
Matteo Manera, *Department of Statistics, University of Milan-Bicocca
and Fondazione Eni Enrico Mattei*

This paper can be downloaded without charge at:

The Fondazione Eni Enrico Mattei Note di Lavoro Series Index:
<http://www.feem.it/Feem/Pub/Publications/WPapers/default.htm>

Social Science Research Network Electronic Paper Collection:
<http://ssrn.com/abstract=731524>

Asymmetric Error Correction Models for the Oil-Gasoline Price Relationship

Summary

The existing literature on price asymmetries does not systematically investigate the sensitivity of the empirical results to the choice of a particular econometric specification. This paper fills this gap by providing a detailed comparison of the three most popular models designed to describe asymmetric price behaviour, namely asymmetric ECM, autoregressive threshold ECM and ECM with threshold cointegration. Each model is estimated on a common monthly dataset for the gasoline markets of France, Germany, Italy, Spain and UK over the period 1985-2003. All models are able to capture the temporal delay in the reaction of retail prices to changes in spot gasoline and crude oil prices, as well as some evidence of asymmetric behaviour. However, the type of market and the number of countries which are characterized by asymmetric oil-gasoline price relations vary across models. The asymmetric ECM yields some evidence of asymmetry for all countries, mainly at the distribution stage. The threshold ECM strongly rejects the null hypothesis of symmetric price behaviour, particularly in the case of France and Germany. Finally, the ECM with threshold cointegration finds long-run asymmetry for each country in the reaction of retail prices to oil price changes.

Keywords: Oil prices, Gasoline prices, Asymmetries, Error correction models

JEL Classification: C22, D40, Q40

The authors wish to thank Umberto Cherubini, Marzio Galeotti, Alessandro Lanza, Anil Markandya, Micheal McAleer, Ryozi Miura and Kazuhiko Ohashi for insightful discussion, and seminar participants at the Fondazione Eni Enrico Mattei, the Graduate School of International Corporate Strategy, Hitotsubashi University, Tokyo and the University of Milan-Bicocca for useful comments and suggestions.

Address for correspondence:

Matteo Manera
Department of Statistics
University of Milan-Bicocca
Via Bicocca degli Arcimboldi, 8
Building U7
20126 Milan
Italy
Phone: +39 02 64487319
Fax: +39 02 6473312
E-mail: matteo.manera@unimib.it

1. Introduction

The transmission of positive and negative changes in the price of oil to the price of gasoline is very relevant for both consumers, who tend to be very sensitive to the money they pay for the fuel consumed by their cars, and researchers, who are often requested to provide plausible explanations of the observed temporal behaviour of the oil-gasoline price relationship.

The notion that gasoline prices react quickly to oil price increases and slowly to oil price reductions is largely accepted among consumers. The levels recently hit by oil and gasoline prices and the present uncertainty in supply and reserve availability have contributed to reinvigorate the interest in the asymmetric transmission of changes in the price of oil to the price of gasoline. According to the latest Oil Market Report issued by the International Energy Agency, oil prices strengthened for most of January 2005 and then slightly declined in early February 2005. During the same period, gasoline prices recorded a rally. On Friday, 4th March 2005 Brent has been quoted 51.73 U.S. dollars per barrel in London, whereas in New York the price of WTI has reached 54 U.S. dollars. Moreover, the average price of the OPEC oil (which is based on seven different oil qualities) has hit the level of 48.36 U.S. dollars, while only on Wednesday, 2nd March 2005 it was quoted 47.01 U.S. dollars. On the product side, the Italian gasoline price at the pump is close to 1.20 Euros per litre, while gasoil has been quoted Euros 1.09: both are the maximum levels recorded over the last three months.

The literature looking for empirical evidence in support of asymmetries in the transmission mechanism is wide. This literature employs a variety of reduced-form dynamic regression models relating the price of gasoline to the price of oil. Findings vary across countries, time periods, frequency of the data, markets and models, but in general they fail to provide strong evidence that prices rise faster than they fall.

The aim of this paper is to address the following question: to what extent does the empirical evidence on price asymmetries depend on the specific model used to analyze the relationship between gasoline and oil prices? This question is particularly relevant, since the

existing literature does not systematically investigate the sensitivity of the empirical results to the choice of a particular econometric specification. Actually, one of the few attempts to explain the variability of the empirical findings on price asymmetries goes back to Shin (1994), who nevertheless argues that the contradictory results are mainly due to the lack of homogeneity in the data, rather than to different models.

The present paper fills this gap by providing a detailed comparison of the three most popular models designed to describe asymmetric price behaviour, namely asymmetric error correction model (henceforth asymmetric ECM), autoregressive threshold ECM and ECM with threshold cointegration. In order to reduce the proportion of variability in the results due to different countries, periods of time, data frequencies and markets, each model is estimated on a common monthly dataset which describes the retail and wholesale gasoline markets of France, Germany, Italy, Spain and UK over the period 1985-2003.

The plan of the paper is as follows. An exhaustive review of the econometric literature on price asymmetries in the gasoline market is offered in Section 2. Section 3 describes the data and the econometric models used in the empirical analysis. The results are presented and discussed in Section 4. Section 5 provides some concluding remarks.

2. Overview of the literature

Numerous attempts have been made to analyze the relationship between the price of crude oil and the price of gasoline (or other petroleum products). Studies typically differ in one or more of the following aspects: the country under scrutiny; the time frequency and period of the data used; the stage of the transmission mechanism, i.e. either retail or wholesale, or both; the dynamic model employed in the empirical investigation.

The problem of a different response to price increases and decreases is first considered in Bacon (1991), where attention is paid to the U.K. gasoline market but limited to the second stage of the transmission chain (the ex-Rotterdam spot price is used as a proxy of the product price). Biweekly data are used for the period 1982-1989. The author finds that increases in the product price are full transmitted within two months, in the case of price reductions an extra week is necessary; changes in the exchange rate necessitate two extra weeks relative to product prices before being incorporated in retail gas prices.

Again the U.K. is the country studied by Manning (1991), who instead looks directly at the impact of changes in oil prices on retail prices. The data are monthly for 1973-1988 and an ECM specification allowing for asymmetry only in the dynamic part of the equation. It is found weak and non-persistent asymmetry in price changes, which is absorbed within four months. No formal tests of asymmetric price effects are however performed.

Karrenbrock (1991) employs 1983-1990 monthly data to study the empirical relationship between U.S. wholesale and (after tax) retail gasoline prices. Operationally, the author uses a distributed lags model to find that the length of time in which a wholesale price increase is fully reflected in the retail gasoline price is the same as that of a wholesale price decrease for premium and unleaded regular gasoline. Instead, wholesale price increase for leaded regular gasoline are passed along to consumer more quickly than price increases. Nevertheless, the author concludes, contrary to the popular belief that consumers do not benefit from wholesale gasoline price decreases, these are eventually passed along to consumers as fully as are wholesale gasoline price increases.

Kirchgässner and Kübler (1992) also look at Western Germany for the period 1972-1989 using monthly data. The authors consider the response of both consumer and producer leaded gasoline prices to the spot price of the Rotterdam market; they do so for two sub-periods, before and after January 1980. The methodology adopted is very rigorous, as the variables are tested for, respectively, unit roots, Granger causality, cointegration, and structural breaks. When cointegration cannot be rejected, both symmetric and asymmetric ECMs are fitted. Unfortunately, the asymmetry is permitted only for price changes, thus allowing only for a different response in the short-run but not in the long-run. Briefly stated, the results show that, while long-run reactions are not significantly different for the 1970s and the 1980s, there is considerable asymmetry in the former period but not in the latter in the short-run adjustment processes. In particular, reductions in the Rotterdam prices are transferred faster to German markets than increases.

Shin (1994) relates the average wholesale price of oil products to the price of oil in his investigation of the U.S. market using monthly data for the period 1982-1990. His dynamic model shows no evidence of asymmetric effect.

Again the U.S. attracts the interest of Duffy-Deno (1996), and in particular the downstream relationship between wholesale and net-of-tax-retail gasoline prices. The data this time are weekly for 1989-1993 and the econometric model shows strong persistent asymmetries, with a complete adjustment in the case of price rises and incomplete for price falls.

Borenstein et al. (1997) study the U.S. gasoline market using weekly data for 1986-1992. The empirical investigation confirms the common belief that retail gasoline prices react more quickly to increases in crude oil prices than do decreases (4 weeks versus 8 weeks). An ECM is estimated but, like the previous paper, only asymmetry for price changes is permitted. The authors offer three possible interpretations of the presence of asymmetric gasoline price behaviour. The first justifies downward gasoline price stickiness in terms of the existence of a natural focal point for oligopolistic sellers when oil prices are falling. According to the second, production lags and inventories allow to a quicker accommodation of negative shocks to optimal future consumption than positive shocks. The third interpretation relates oil price volatility to the degree of competition in the retail market.

Balke et al. (1998) extend the work of Borenstein et al. (1997) by using two different model specifications with weekly data from 1987 through 1997. In particular the authors use a distributed lag model in the levels of prices with asymmetric effects and an ECM representation which allows for both long-run and short-run asymmetry. On the basis of an encompassing test this last specification is preferred. Both models involve three prices, with the wholesale price depending upon oil and spot prices and the retail price upon wholesale and spot prices. The authors do not obtain unambiguous evidence concerning asymmetry, been weak in the specification in levels and moderate and persistent in the ECM.

Reilly and Witt (1998) come back to the U.K. market to revisit the evidence of Bacon (1991) and Manning (1991) with monthly data for 1982-1995 and emphasizing the role of the dollar-pound exchange rate and the potential asymmetries associated with it, in addition to those of crude oil prices. A restricted ECM is estimated which allows only for short-run asymmetry. The hypothesis of a symmetric response by petrol retailers to crude price rises and falls is rejected by the data, and so is for changes in the exchange rate.

Akarca and Andrianacos (1998) investigate the dynamic relationship between crude oil and retail gasoline prices during the last 21 years and show that, in February 1986, this

relationship had drastically changed. Since then, the results suggest that gasoline prices include higher profit margins, they are substantially less sensitive to changes in crude oil prices, and are more volatile.

Brown and Yucel (2000) examine the market conditions underlying the asymmetric relationship between gasoline and crude oil prices. They find the observed asymmetry is unlikely to be the result of monopoly power. The remaining explanations for the asymmetry suggest that policies to prevent an asymmetric relationship between gasoline and crude oil prices are likely to reduce economic efficiency.

Other papers look at the experience of other countries. For example, Godby et al. (2000) study the Canadian market for both premium and regular gasoline. The analysis is based on weekly data for thirteen cities between 1990 and 1996. By noting that the asymmetric ECM specifications used in previous studies are misspecified if price asymmetries are triggered by a minimum absolute increase in crude cost, a Threshold AutoRegressive model within an ECM is implemented in the paper. On this basis the authors fail to find evidence of asymmetric pricing behavior.

Asplund et al. (2000) investigate the Swedish retail market by fitting a restricted ECM with asymmetries only on the short-run dynamic components. The data are monthly and cover the period 1980 through 1996. There is some evidence that in the short-run prices are stickier downwards than upwards. Also, prices respond more rapidly to exchange rate movements than to the spot market prices.

Borenstein and Shepard (2002) propose a model with costly adjustment of production and costly inventories, which implies that wholesale gasoline prices will respond with a lag to crude oil cost shocks. Unlike explanations that rely upon menu costs, imperfect information, or long-term buyer/seller relationships, this model predicts that futures prices for gasoline will adjust incompletely to crude oil price shocks that occur close to the expiration date of the futures contract. Examining wholesale price responses in 188 gasoline markets, they also find that firms with market power adjust prices more slowly than do competitive firms, which is consistent with the model.

Weekly retail gasoline prices in Windsor, Ontario, from 1989 to 1994 are analyzed by Eckert (2002). Retail prices appear to respond faster to wholesale price increases than to decreases, but exhibit a cyclic pattern inconsistent with a common explanation of response asymmetry. The author reconciles these observations through a model of price cycles. Prices on the downward portion of the cycle appear insensitive to costs, compared with price increases, supporting the theory that price decreases result from battles over market share. This pattern resembles a faster response to cost increases than to decreases, and the conclusion that asymmetry indicates a role for competition policy may be inappropriate.

Salas (2002) uses an ordered probit, a partial adjustment, and a vector ECM to characterize price adjustments in the Philippine retail gasoline market since its deregulation. He finds that pricing decisions of oil firms depend significantly on eight weeks of previous changes in crude cost. Moreover, the speed of adjustment of retail prices to their long-run equilibrium relation with crude cost has been following an accelerating trend but is vulnerable to intervening factors. Lastly, the empirical evidence suggests that pump prices respond more quickly and fully to increases in crude cost rather than to decreases.

Bachmeier and Griffin (2003) consider daily data and adopt an Engle-Granger two step approach. No evidence of asymmetry is found for the American wholesale gasoline market over the period 1985-1998. In contrast with Borenstein et al. (1997), who claim that gasoline prices rise quickly following an increase in the price of crude oil but fall slowly following a decrease, they estimate an ECM with daily spot gasoline and crude-oil price data over the period 1985-1998 and find no evidence of asymmetry in wholesale gasoline prices. The sources of the difference in results are twofold. First, a standard Engle-Granger two-step estimation procedure is used, whereas Borenstein et al. (1997) use a non-standard estimation methodology. Second, even with the same non-standard specification, the use of daily rather than weekly data yields little evidence of price asymmetry.

Bettendorf et al. (2003) analyse the retail price adjustments in the Dutch gasoline market. They estimate an asymmetric ECM on weekly price changes for the years 1996-2001. They construct five datasets, one for each working day. The conclusions on asymmetric pricing are shown to differ over these datasets, suggesting that the choice of the day for which the prices are observed matters more than commonly believed. In their view, the insufficient robustness

of the outcomes might explain the mixed conclusions found in the literature. They also show that the effect of asymmetry on the Dutch consumer costs is negligible.

The paper by Galeotti et al. (2003) re-examines the issue of asymmetries in the transmission of shocks to crude oil prices onto the retail price of gasoline. The distinguishing features are: (i) use of updated and comparable data to carry out an international comparison of gasoline markets; (ii) two-stage modeling of the transmission mechanism, in order to assess possible asymmetries at either the refinery stage, the distribution stage or both; (iii) use of asymmetric ECM to distinguish between short-run and long-run asymmetries; (iv) explicit, possibly asymmetric, role of the exchange rate; (v) bootstrapping of F-tests of asymmetries, in order to overcome the low-power problem of conventional testing procedures. In contrast to several previous findings, the results generally point to widespread differences in both adjustment speeds and short-run responses when input prices rise or fall.

The classical menu-cost interpretation, according to which prices are sticky because price menu changes are costly, implies that the probability of a price change should depend on the past history of prices and fundamentals only through the gap between the current price and the frictionless price. Davis and Hamilton (2004) find that this prediction is broadly consistent with the behavior of nine Philadelphia gasoline wholesalers. Nevertheless, they reject the menu-cost model as a literal description of these firms' behaviour, arguing instead that price stickiness arises from strategic considerations of how customers and competitors will react to price changes.

The influence of oil price volatility on the degree of gasoline price asymmetry is studied by Radchenko (2004). The author measures oil price volatility and gasoline price asymmetry and examines the impulse response functions of gasoline price asymmetry to a shock in oil price volatility. His findings suggest a robust negative relationship between the two variables for the American retail market over the period march 1991 - February 2003.

Finally, Kaufmann and Laskowski (2005) analyze monthly data on the American petroleum market for the period January 1986 – December 2002, and use an asymmetric ECM approach. Their results suggest that, when utilization rates and the level of stocks are included in the model, the asymmetry between the price of crude oil and motor gasoline vanishes. Using the same specification of the model, they find asymmetries in the home heating oil market.

To summarize, the vast majority of the articles reported in this survey have studied markets of individual countries. The frequency of the data is typically either weekly or monthly, although sometimes biweekly data are also employed. In general the contributions surveyed consider the lower end of the market, the one in which the product is distributed and sold at the pump. The relevant prices involved are therefore some definition of the wholesale price and the retail price. The other prevailing type of analysis relates the price of crude oil to the pump price within a single, unique stage. Finally, the most recent papers almost invariably test for asymmetric price effects both in the short-run and long-run using dynamic econometric models which exploit the presence of cointegration between the relevant variables.

3. Data and econometric models

In this paper the transmission of changes in upstream prices to downstream prices is investigated at different stages of the process of price formation. We consider the price of crude oil (*CR*) together with the gasoline spot price (*SP*), the before-tax gasoline retail price (*NR*) and the exchange rate between the U.S. dollar and individual national currencies (*ER*) for five European countries, namely France, Germany, Italy, Spain and U.K.¹ The sample period ranges from January 1985 to March 2003, and the frequency of observations is monthly. All prices are log-transformed and expressed in local currencies, with the exception of crude prices that are denominated in U.S. dollar per barrel.

In particular, the selected crude oil price is the Crude Oil Import Cost (average unit value, c.i.f.), and as a proxy for the ex-refinery gasoline price we use the spot price f.o.b. Rotterdam for the NW Europe. Both prices are from the International Energy Agency. The retail price is obtained as an average of the prices of leaded gasoline and unleaded gasoline. The weight of the first product is equal to one until January 1990 (April 1992 for Spain) and progressively decreases to zero in November 2001 (March 1997 for Germany).² The price of leaded gasoline is from the International Energy Agency until June 2000 (March 1997 for Germany) and from DATASTREAM for the remaining part of the sample. The unleaded gasoline price

1 The exchange rate between the U.S. dollar and the Euro is multiplied by the fixed parity for each country after January 1999.

2 This assumption reflects the fact that unleaded gasoline, while virtually absent in the retail market at the beginning of the sample, has become increasingly important during the period spanned by our investigation, and it has been recently the only type of gasoline available at the pump in the countries under analysis.

is from DATASTREAM. The exchanges rates series are obtained from the International Monetary Found for the first portion of the sample and from DATASTREAM since January 1999.

The vast majority of the empirical studies which have been surveyed in Section 2 is based on the concept of cointegration between output and input prices. In the broad class of cointegration models, the most popular specifications for the analysis of price asymmetries are the asymmetric ECM, the threshold ECM, and the ECM with threshold cointegration.

3.1 Asymmetric ECM

If the variables are integrated of order one, or I(1), they may form a linear combination which is stationary, or I(0). The Engle-Granger two-step procedure considers first the relationship among the variables x_j , $j = 1, \dots, m$, in levels:

$$x_{1t} = \beta_1 + \beta_2 x_{2t} + \dots + \beta_m x_{mt} + \varepsilon_t \quad (1)$$

The augmented Dickey-Fuller (ADF) statistic can be used to ascertain whether the residuals, $\hat{\varepsilon}_t$, are stationary.³ If this is the case, the relevant series are said to be cointegrated. Equation (1) can be considered a steady-state relation among the variables and included in a ECM of the form:

$$\Delta x_{1t} = \alpha \hat{\varepsilon}_{t-1} + \sum_{i=1}^p \lambda_i \Delta x_{1t-i} + \sum_{i=0}^p \gamma_i \Delta x_{2t-i} + \dots + \sum_{i=0}^p \delta_i \Delta x_{mt-i} + u_t \quad (2)$$

with Δ indicating the first difference operator, and p the lag-length.

Granger and Lee (1989) extended the ECM specification to the case of asymmetric adjustments. In order to allow for asymmetries, cointegration residuals and first differences on the x 's can be decomposed into positive and negative values. Therefore, model (2) can be written as:

³ Relevant critical values are available in MacKinnon (1991).

$$\begin{aligned}
\Delta x_{1t} = & \alpha^+ \hat{\varepsilon}_{t-1}^+ + \alpha^- \hat{\varepsilon}_{t-1}^- + \sum_{i=1}^p \lambda_i^+ \Delta x_{1t-i}^+ + \sum_{i=1}^p \lambda_i^- \Delta x_{1t-i}^- + \sum_{i=0}^p \gamma_i^+ \Delta x_{2t-i}^+ + \sum_{i=0}^p \gamma_i^- \Delta x_{2t-i}^- + \\
& + \dots + \sum_{i=0}^p \delta_i^+ \Delta x_{mt-i}^+ + \sum_{i=0}^p \delta_i^- \Delta x_{mt-i}^- + u_t
\end{aligned} \tag{3}$$

The asymmetry in the adjustment speed is introduced by defining $\hat{\varepsilon}_t^+$ equal to $\hat{\varepsilon}_t$ if $\hat{\varepsilon}_t > 0$ and to zero if $\hat{\varepsilon}_t \leq 0$, while $\hat{\varepsilon}_t^-$ equals $\hat{\varepsilon}_t$ or zero when $\hat{\varepsilon}_t < 0$ or $\hat{\varepsilon}_t \geq 0$. Similarly, short-run asymmetry is captured by decomposing the first differences into $\Delta x_{j-t}^+ = x_{j-t} - x_{j-t-1} > 0$ and $\Delta x_{j-t}^- = x_{j-t} - x_{j-t-1} < 0$, where $j = 1, \dots, m$ and $i = 0, \dots, p$.

Simple inspection of the sign, magnitude and statistical significance of the estimated coefficients offers a first insight on the presence of asymmetric price behaviour. However, in order to establish if the estimated coefficients of model (3) are statistically different, the (single or joint) hypotheses $H_0: \alpha^+ = \alpha^-, \lambda_i^+ = \lambda_i^-, \gamma_i^+ = \gamma_i^-, \dots, \delta_i^+ = \delta_i^-$ have to be formally tested. The asymmetric ECM has often been used as an appropriate framework for conventional F tests of both the hypothesis of symmetric adjustment to the long-run equilibrium and the hypothesis of short-run symmetry. A few recent studies (see Cook et al., 1998, 1999, and Cook, 1999) have shown that standard tests of symmetry are affected by low power in an ECM framework. The solution adopted in this paper is to bootstrap the calculated F statistic and obtain the corresponding rejection frequencies via simulation (see also Galeotti et al., 2003).

3.2 Threshold autoregressive ECM

A popular generalization of equation (3) adds a threshold autoregressive (TAR) mechanism to the standard ECM. The resulting model is referred to as the TAR-ECM specification. While it is set to zero in the classical asymmetric ECM, the threshold parameter is consistently estimated using the TAR-ECM.

A two-regime TAR-ECM has the form:

$$\begin{aligned} \Delta x_{1t} = & \alpha \hat{\varepsilon}_{t-1} + \sum_{i=1}^p \lambda_i \Delta x_{1t-i} + \sum_{i=0}^p \gamma_i \Delta x_{2t-i} + \dots + \sum_{i=0}^p \delta_i \Delta x_{mt-i} + \\ & + \left(\alpha^* \hat{\varepsilon}_{t-1} + \sum_{i=1}^p \lambda_i^* \Delta x_{1t-i} + \sum_{i=0}^p \gamma_i^* \Delta x_{2t-i} + \dots + \sum_{i=0}^p \delta_i^* \Delta x_{mt-i} \right) 1(q_t > \gamma) + e_t \end{aligned} \quad (4)$$

where p indicates the autoregressive order, q_t is the threshold variable, which is a continuous and stationary transformation of the data, and $\gamma \in \Gamma$ is the threshold parameter.⁴ The region denoted by Γ is typically selected by sorting the observations on the threshold variable into an increasing order and by trimming the bottom and top 15% quantiles; the resulting model is well identified for all possible thresholds. The error term e_t is assumed to be a martingale difference sequence. The function $1(\cdot)$ indicates whether or not the threshold variable is above the threshold. The regression coefficients are $(\alpha, \lambda_i, \gamma_i, \dots, \delta_i)$ if $q_t \leq \gamma$, and $(\alpha + \alpha^*, \lambda_i + \lambda_i^*, \gamma_i + \gamma_i^*, \dots, \delta_i + \delta_i^*)$ if $q_t > \gamma$. Alternatively, if we define $Y_t = (\varepsilon_{t-1} \dots \Delta x_{m-p})'$, $Y_t(\gamma) = (Y_t' \ Y_t' 1(q_t > \gamma))'$, $\theta_1 = (\alpha, \dots, \delta_p)'$, $\theta_2 = (\alpha^*, \dots, \delta_p^*)'$ and $\theta = (\theta_1' \ \theta_2')'$, model (4) can be expressed as:

$$\Delta x_{1t} = Y_t(\gamma) \theta + e_t \quad (5)$$

Since equation (5) is non-linear and discontinuous, the parameter estimates can be obtained by sequential conditional least squares. The procedure is as follows: for each possible value of the threshold (i.e. for each $\gamma \in \Gamma$), a regression of the form (5) is estimated with least squares; for each regression, the sum of squared residuals, $S(\gamma)$, is calculated; the threshold's estimate, $\hat{\gamma}$, is the argument that minimizes $S(\gamma)$; the slope estimates are the coefficients $\theta(\hat{\gamma})$ of the corresponding equation (see Hansen, 2000).

It is crucial to test the significance of the threshold autoregressive model (5) relative to the linear model (2). The null hypothesis in this case is $H_0 : \alpha^* = \lambda_i^* = \gamma_i^* = \dots = \delta_i^* = 0$ for each i . Defining the selector matrix $R = (0 \ 1)$, $M(\gamma) = \sum Y_t(\gamma) Y_t(\gamma)'$ and $V(\gamma) = \sum Y_t(\gamma) Y_t(\gamma)' \hat{e}_t^2$,

⁴ Since the original series are non-stationary, plausible thresholds are the exogenous variables in first differences or the error correction term.

where I is the identity matrix of appropriate dimension, we can write the pointwise heteroskedasticity-consistent Wald statistic as:

$$W(\gamma) = \left(R \hat{\theta}(\gamma) \right) \left[R \left(M(\gamma)^{-1} V(\gamma) M(\gamma)^{-1} \right) R' \right]^{-1} R \hat{\theta}(\gamma) \quad (6)$$

which leads to the appropriate test statistic:

$$W = \sup_{\gamma \in \Gamma} W(\gamma) \quad (7)$$

The distribution of W in expression (7) is non-standard, as the threshold is not identified under the null hypothesis of linearity. This problem has been analyzed in different contexts by Andrews and Ploberger (1994) and Hansen (1996), among others. In particular, Hansen (1996) suggests a bootstrapping procedure to approximate the asymptotic distribution of (7). This procedure can be implemented as follows: i) draw a sample of random numbers $\eta_t \sim NID(0,1)$ and define $x_t^* = \hat{e}_t \eta_t$; ii) regress x_t^* on Y_t to obtain the restricted sum of squared residuals \tilde{S}^* ; iii) regress x_t^* on $Y_t(\gamma)$ to obtain the unrestricted sum of squared residuals $S^*(\gamma)$; iv) compute $W^*(\gamma) = T(\tilde{S}^* - S^*(\gamma))/S^*(\gamma)$, where T is the number of observations and $W^* = \sup_{\gamma \in \Gamma} W^*(\gamma)$. Repeat steps i)-iv) B times, and denote with W_b^* the calculated statistic corresponding to the b -th iteration. The p-value for W is given by:

$$\text{p-value} = \frac{1}{B} \sum_{b=1}^B 1(W_b^* \geq W)$$

A second relevant issue concerns the significance of the threshold estimate. Consider the null hypothesis $H_0: \gamma_0 = \gamma$, where γ_0 is the true value and γ is a specified value. A likelihood ratio-type statistic is:

$$LR(\gamma) = T(S(\gamma) - S(\hat{\gamma}))/S(\hat{\gamma}).$$

This statistic has a non-standard distribution. In case of homoskedasticity, it is possible to show that:

$$LR(\gamma_0) \xrightarrow{d} \xi$$

where

$$\xi = \max_{s \in R} (2W(s) - |s|) \quad \text{with } W(\nu) = \begin{cases} W_1(-\nu) & \nu < 0 \\ 0 & \nu = 0 \\ W_2(\nu) & \nu > 0 \end{cases}$$

$W_1(-\nu)$ and $W_2(\nu)$ being two independent standard Brownian motions on $[0, \infty)$. Critical values of ξ are reported in Hansen (1997). If the error term is heteroskedastic, the asymptotic distribution depends on a new nuisance parameter, which Hansen (1997) suggests to treat with non-parametric techniques.

3.3 ECM with threshold cointegration

Both asymmetric ECM and TAR-ECM are based on the Engle-Granger two-step approach, that is testing for the presence of cointegration among the relevant price series is implemented via an ADF test on the long-run residuals. However, if the adjustment to the long-run equilibrium is asymmetric, that is, if it depends on the sign of the shocks, the test for cointegration is misspecified (see Balke and Fomby, 1997). In order to overcome this problem, Enders and Granger (1998) replace the standard ADF auxiliary regression with the following TAR process:

$$\Delta \hat{\varepsilon}_t = I_t \rho_1 \hat{\varepsilon}_{t-1} + (1 - I_t) \rho_2 \hat{\varepsilon}_{t-1} + \nu_t \quad (8)$$

where $\hat{\varepsilon}_t$ are the residuals of the long-run equation (1).

The indicator function I_t is defined to depend on the lagged values of the residuals, according to the following scheme:

$$I_t = \begin{cases} 1 & \text{if } \hat{\varepsilon}_{t-1} > 0 \\ 0 & \text{if } \hat{\varepsilon}_{t-1} \leq 0 \end{cases} \quad (9)$$

or on the lagged changes in $\hat{\varepsilon}_t$:

$$I_t = \begin{cases} 1 & \text{if } \Delta \hat{\varepsilon}_{t-1} > 0 \\ 0 & \text{if } \Delta \hat{\varepsilon}_{t-1} \leq 0 \end{cases} \quad (10)$$

Equations (8)-(9) are referred to as TAR cointegration, while model (8)-(10) is named “momentum” TAR (or M-TAR) cointegration. The TAR model is designed to capture potential asymmetric “deep” movements in the residuals, while the M-TAR model is useful to take into account sharp or “steep” variations in $\hat{\varepsilon}_t$ (see Enders and Granger, 1998). As demonstrated by Sichel (1993), negative “deepness” (i.e. $|\rho_1| < |\rho_2|$) of $\hat{\varepsilon}_t$ implies that increases tend to persist, whereas decreases tend to revert quickly towards equilibrium. Since there is generally no presumption on whether to use TAR or M-TAR specifications, it is recommended to choose the appropriate adjustment mechanism via a model selection criterion, such as the Akaike information criterion (AIC).

The test for the presence of a threshold in the equilibrium correction mechanism is termed threshold cointegration test. If $\rho_1 = \rho_2$ the adjustment is symmetric, thus the Engle-Granger approach turns out to be a special case of equations (8) and (9). If the errors are serially correlated, equation (8) can be augmented with the lagged differences of $\hat{\varepsilon}_t$ as in the standard ADF test:

$$\Delta \hat{\varepsilon}_t = I_t \rho_1 \hat{\varepsilon}_{t-1} + (1 - I_t) \rho_2 \hat{\varepsilon}_{t-1} + \sum_{i=1}^{p-1} \sigma_i \Delta \hat{\varepsilon}_{t-i} + v_t \quad (11)$$

The threshold parameter does not need to be restricted to zero, as instead it is in models (9) and (10). If the threshold enters the model unrestrictedly, the problem of how to consistently estimate the threshold, or attractor, emerges. Tong (1983) shows that the sample mean of the cointegrating residuals is a biased estimator of the attractor. Chan (1993) demonstrates that a search procedure over all possible values of the attractor in order to minimize the sum of squared residuals yields a super-consistent estimator of the threshold. If, for example, the M-TAR is the selected model according to AIC, equation (10) becomes:

$$I_t = \begin{cases} 1 & \text{if } \Delta \hat{\varepsilon}_{t-1} > \hat{\mu} \\ 0 & \text{if } \Delta \hat{\varepsilon}_{t-1} \leq \hat{\mu} \end{cases} \quad (12)$$

where $\hat{\mu}$ indicates the consistent estimate of the threshold.

Once equation (11) is estimated, the null hypothesis $H_0 : \rho_1 = \rho_2 = 0$ of no cointegration can be tested through a F test. Correct critical values depend on the number of observations, the number of lags in equation (11) and the number of variables in the cointegrating relationship (see Enders, 2001). The empirical distribution of the F test under the null hypothesis is tabulated for up to five variables, different sample sizes and order of the augmentation in Wane et al. (2004). If the null hypothesis is rejected (i.e. the series $\hat{\epsilon}_t$ follows a TAR or a M-TAR model), $\hat{\rho}_1$ and $\hat{\rho}_2$ converge to a multivariate normal distribution. Therefore, the hypothesis of symmetric adjustment, i.e. $\rho_1 = \rho_2$, can be tested using a standard F distribution. The corresponding asymmetric error correction representation can be written as:

$$\Delta x_{1t} = \alpha_{up} \hat{\epsilon}_{t-1}^{up} + \alpha_{down} \hat{\epsilon}_{t-1}^{down} + \sum_{i=0}^p \gamma_i \Delta x_{2t-i} + \dots + \sum_{i=0}^p \delta_i \Delta x_{mt-i} + \sum_{i=1}^p \lambda_i \Delta x_{1t-i} + \xi_t \quad (13)$$

where $\hat{\epsilon}_{t-1}^{up} = I_t \hat{\epsilon}_{t-1}$ and $\hat{\epsilon}_{t-1}^{down} = (1 - I_t) \hat{\epsilon}_{t-1}$.

4. Empirical results and discussion

We estimate the asymmetric error correction models described in Section 3 to describe the gasoline-price relation in France, Germany, Italy, Spain and UK over the period 1985-2003.

In order to gain a deeper understanding of the movements of gasoline-oil price relation over time, we analyze the transmission of changes in the crude oil price directly to the gasoline price at the pump (single stage), as well as the relations crude spot price-gasoline spot price (first stage) and gasoline spot price-retail gasoline price (second stage). Therefore, three equations are estimated for each model and country.

Tables 1-5 refer to the asymmetric ECM. The estimated coefficients and corresponding t-statistics are reported in Tables 1-3, whereas Tables 4-5 present the results of testing for price asymmetries. Coefficients α^+ and α^- in Table 1 indicate asymmetric adjustment speeds, which measure long-run asymmetry, while the coefficients γ_i^+ and γ_i^- , $i=1, \dots, p$, account for

short-run, or transitory, asymmetry. The results suggest that “positive” coefficients are generally larger, in absolute value, than their “negative” counterparts for both long-run and short-run, as well as in each stage. This finding is unexpected for long-run effects, where “positive” (α^+) and “negative” (α^-) coefficients are associated with adjustments to the equilibrium level from above and from below. In contrast, short-run estimates, which show that after two periods the effects of upstream price increases are larger than those of price decreases for all countries, reflect more closely the consumers’ perception of the actual effects of oil price variations on gasoline price changes.

If we concentrate on the two-stage analysis, some additional remarks emerge. First, the magnitude of coefficients is larger in the first stage than in the second stage. Second, lagged effects compensate for the large impact of contemporaneous oil price changes in the refinery stage, while the adjustment towards the equilibrium level is more gradual in the distribution stage. These findings reflect the differences between the refinery and distribution markets. The quotations of spot gasoline react immediately to the fluctuations in the price of oil. In contrast, retailers do not immediately transfer onto pump prices all the adjustments in wholesale prices (and thus in crude oil prices); rather, changes are distributed over time.

A cross-country comparison reveals significant differences, especially at the second stage. The adjustment to the long-run equilibrium appears to be larger from below than from above in the Italian and Spanish distribution markets. In contrast, the systematically larger impact of price increases over price reductions tends to compensate the insignificant adjustment from below to the steady-state level in the retail chain of France and U.K.. Surprisingly, gasoline prices in Germany seem to react more to price decreases and to positive gaps to the equilibrium, than to price increases and negative disequilibrium.

Table 2 considers the transmission of shocks in exchange rates to retail prices. In the first stage, only positive changes appear to be significant, with the only exception of Germany. This evidence suggests that producers are generally reluctant to transfer onto consumers those price reductions which originate from favourable movements in exchange rates. Interestingly, this evidence disappears in the single stage, and it is supportive of the idea of separately modelling production and distribution stages.

The estimated autoregressive coefficients, which enter the model when the lag-length is equal to, or larger than, one, are reported in Table 3. All the estimated coefficients have positive signs in the first stage and are generally negative in the second. Moreover, relevant differences between “positive” and “negative” coefficients, as well as among countries, arise in the second stage. In particular, the coefficients relative to positive lagged changes in gasoline prices are significant and negative for France and Italy, while negative changes are significant and exhibit positive coefficients in the case of U.K. Spain does not show relevant autoregressive asymmetries.

In order to verify whether the differences between the adjustment coefficients and short-run effects are significant, formal statistical testing is required. Table 4 reports the calculated conventional F test for the hypothesis of long-run and short-run asymmetries. Rejection of the null hypothesis $H_0: \alpha^+ = \alpha^-$ implies asymmetric long-run adjustment, whereas short-run asymmetries arise when at least one of the hypotheses $H_0: \gamma_i^+ = \gamma_i^-$, $\delta_i^+ = \delta_i^-$ or $\lambda_i^+ = \lambda_i^-$, $i = 0,1$, is rejected.⁵ Table 4 shows that long-run asymmetries occur in 3 cases out of 15, while in 8 cases out of 51 short-run asymmetries are significant. If we compare different countries and stages, long-run asymmetries characterize only France and Italy (single stage), and Germany (second stage). The lagged price effects are asymmetric at the first stage in France and Germany, and at the second stage in France, Spain and U.K.. Moreover, the reaction to exchange rate variations is asymmetric in U.K. at the first stage. Finally, contemporaneous price asymmetries arise in France and U.K. at the single stage. Overall, the test suggests the presence of asymmetry in 11 cases, a number which is much smaller than expected, both in terms of how this phenomenon is perceived by the ordinary consumer and from a visual inspection of the estimated coefficients. However, due to the well documented lack of power of the F test in the context of asymmetric ECM, any straightforward interpretation of the results reported in Table 4 may be misleading. Following, among others, Galeotti et al. (2003), we believe that a more reliable picture of potential asymmetries in the oil-gasoline price relation can emerge by bootstrapping the F statistics. Table 5 presents the calculated rejection frequencies at 5% significance level based on 1000 replications. As in Cook et al. (1999), we look at the number of rejection frequencies which are larger than 15% and 58% (“high” rejection frequencies): these amount to 32 and 8 out of 64. In contrast with

⁵ In order to economize space, F tests for symmetric short-run effects are reported for contemporaneous and one period lagged changes only.

the standard F tests, the simulated results suggest that each country is more likely to present asymmetries, particularly at the second and single stages.

To summarise, when using the asymmetric ECM approach to describe the price transmission mechanism in the gasoline markets of five European countries, we do find evidence to support the presence of asymmetric price behaviour almost in all countries, and mainly at the distribution stage. As pointed out by Borenstein et al. (1997), retail sales, in contrast with other segments of the oil market, are likely to be characterized by oligopolistic cooperation. Therefore, our results, which evidence that asymmetry is stronger in the second stage, can be explained in terms of reduced competition among retailers.

The two-regime TAR-ECM differs from the asymmetric ECM in two respects: it treats the threshold as an estimable parameter, rather than restricting it to zero, and it accounts only for short-run asymmetries. Tables 6-8 report the estimated value and significance of the coefficients of the TAR-ECM specification. Table 9 presents the estimated values of the threshold parameter, in addition to the calculated Wald statistic for the null hypothesis of no threshold effect and the corresponding approximated p-values. Figures 1-4 plot the adjusted likelihood ratio and the Wald statistics for France (single stage) and Italy (first stage).

An informal indicator of the presence of asymmetries in the oil-gasoline price relation is given by the number of times the estimated coefficients of the error correction term and of the short-run variations differ depending on the sign of short-run price changes, i.e. whether the threshold variable is above or below a specific estimated value. If we consider equation (4), the long-run adjustment is measured by α if the threshold variable is below the estimated threshold, while it is $\alpha + \alpha^*$ otherwise. Similarly, short-run coefficients are $(\lambda_i, \gamma_i, \dots, \delta_i)$ and $(\lambda_i + \lambda_i^*, \gamma_i + \gamma_i^*, \dots, \delta_i + \delta_i^*)$. Therefore, significant “differential” parameters $\alpha^*, \gamma_i^*, \delta_i^*$ and λ_i^* suggest the presence of price asymmetries.

Looking at the empirical results presented in Tables 6-8, the coefficients accounting for both long-run and short-run price asymmetries which are statistically significant at 5% are 24 out of 71. If we concentrate on Table 6, significant long-run asymmetries (i.e. α^*) arise in 4 cases out of 15, whereas short-run asymmetries (i.e. $\gamma_i^*, i = 0,1,2$) are found in 10 cases out of 28.

If we compare the estimated asymmetric coefficients across stages, the main differences are related to the sign of the coefficients γ_1 and to the optimal number of lags in each equation. The lagged short-run effects are negative and contribute to the reduction of the impact of contemporaneous changes in the first stage, while they are positive and tend to increase the cumulative effect of oil and wholesale price changes on gasoline prices in the second and single stage. Moreover, the short-run impact of spot price changes vanishes in one or two periods for the first and single stages, while it is generally distributed over three periods in the second stage. These findings are very close to the results obtained with the asymmetric ECM. Furthermore, it is worthwhile noticing that significant differences in long-run adjustments arise mainly in the second and single stages, while “differential” short-run effects characterize all stages and have positive sign, except for France in the second stage.

Table 7 reports the estimates of the exchange rate effects. All contemporaneous impacts (i.e. δ_0) are significant and positive, while lagged differential effects are positive and statistically significant in the first stage only. Coefficients δ_0^* and δ_0 have opposite signs in all countries and stages, again except for France in the single stage.

The autoregressive coefficients λ_1 reported in Table 8 are significant and positive in the first stage, whereas they are negative and significant in the second stage. In a few cases, autoregressive effects are different depending on the magnitude of contemporaneous changes in oil prices. Spain (second stage) excluded, significant coefficients λ_1^* and λ_1 have opposite signs.

The estimated parameter values depend on the estimated values of the threshold. The latter are calculated using a likelihood ratio approach, after adjusting the LR statistic for heteroskedasticity in the residuals.⁶ As an illustration, Figures 1 and 3 present the plots of the adjusted LR against the estimated values of the threshold for France in the single stage and Italy in the first stage, respectively. Values of the threshold corresponding to a LR below the dotted line are not rejected by the data. It is worth observing that the interval of threshold values below the dotted line in Figure 1 is rather tight, while the threshold estimates seem to be less precise in Figure 3. As far as the other countries are concerned, LR plots are well-

⁶ This adjustment has been obtained by calculating the LR sequence on the GLS residuals.

shaped (i.e. similar to Figure 1) in about 50% of the cases. The estimates of the threshold are reported in Table 9. Significant and positive threshold values are found in 4 countries, namely France and Germany in the first stage, Italy in the second stage and U.K. in the single stage.

In order to test the null hypothesis of linearity against the threshold model we use a heteroskedasticity-consistent Wald statistic. Figures 2 and 4 display the plots of the statistic against the threshold for France (single stage) and Italy (first stage). The calculated test, along with approximated p-values for each country and stage, are reported in Table 9. Rejection of the null hypothesis of symmetry at 5% significance level occurs for France in the refinery stage, for Germany and Italy in the distribution stage, and for France and Germany in the single stage. In addition, if we test for symmetry at 1% significance level, evidence of asymmetric pricing behaviour is found also for Italy and Spain in the first stage and for France in the second stage.

The overall picture which emerges from the estimation of the threshold ECM is that price asymmetries are present in 34% of the cases. Moreover, asymmetries are more likely a short-run phenomenon (35.7%) than a long-run feature of the oil-gasoline price relation (26.7%). If we compare these findings with the results from the asymmetric ECM (according to which asymmetric price behaviour characterizes only 16% of the cases, with 13.3% of long-run and 16.3% of short-run asymmetries), the TAR-ECM approach turns out to provide stronger support to non-linear pricing schemes in the oil market.

As illustrated in Section 4, a threshold specification of the error correction mechanism is needed to test for threshold cointegration. Tables 10-15 report the results obtained by estimating and testing the threshold cointegrating relationship. Estimates and test statistics are relative to the three possible formulations of the error correction terms, namely TAR, M-TAR and consistent M-TAR (MC-TAR hereafter), and are presented in Tables 10-12. The estimated coefficients of the asymmetric ECM with threshold cointegration are reported in Tables 13-15.

Tables 10-12 show that the M-TAR specification is generally superior to the basic TAR model, at least according to AIC. The sequential conditional OLS method is then used to consistently estimate the threshold parameter for the M-TAR model. Within the MC-TAR

specification, the threshold cointegration tests reject the null hypothesis $H_0: \rho_1 = \rho_2 = 0$ in favour of asymmetric cointegration for each country and stage. Moreover, all p-values associated with the tests for the null hypothesis of symmetry are smaller than 5%, supporting the idea of asymmetric adjustments. The reported evidence of asymmetric cointegration leads to the estimation of the ECM with long-run asymmetric equilibrium. Long-run adjustments are allowed to differ depending on the previous period changes in the long-run error terms. The estimated long-run coefficients are presented in Table 12. The most relevant asymmetric effects appear in the single stage. The coefficients α_{down} are all strongly significant and generally larger, in absolute value, than the corresponding α_{up} , which are not even significant for Italy, Spain and U.K. (see Table 13). As for the first stage, all coefficients are significant and, in the case of Italy and Spain, the estimated adjustments from below to the equilibrium exceed the corresponding adjustments from above by more than 0.1. The differences between the estimated coefficients are smaller in the second stage. It is important to point out that, contrary to the asymmetric ECM, the ECM with threshold cointegration identifies long-run asymmetries of the expected sign, that is adjustments from below are found to be faster than adjustments from above.⁷ This suggests that a threshold specification of the long-run mechanism provides a more plausible representation of the oil-gasoline price relationship.

If we compare the empirical findings across stages, the magnitude of the adjustment coefficients is larger for the first stage than for the second and single stages. Moreover, as in the cases of asymmetric ECM and threshold ECM, coefficients γ_0 (γ_1) are significant and positive (negative) in the first stage, while contemporaneous price effects are smaller and lagged price effects positive in the other stages. Finally, the temporal delay of the reaction of downstream prices to upstream price changes is larger in the distribution stage than at the refinery level.

Table 14 reports the estimated effects of exchange rate movements on prices. As expected, all coefficients are positive. The effects die out after one period in the first stage, while in two cases lagged effects are significant at the single stage. This behaviour is due to the larger time delay in the reaction of pump prices to cost (and therefore exchange rate) variations. Autoregressive parameters are presented in Table 15. In line with the results obtained by

⁷ A comparison with the TAR-ECM, where the threshold variable is the short-run variation of upstream prices, is less informative, thus it is not presented.

estimating the asymmetric ECM and threshold ECM, the autoregressive coefficients are positive in the distribution stage, while, in general, negative in the second stage.

The results of the estimation of the threshold cointegration ECM show strong evidence of asymmetries in the transmission of oil price changes to retail prices (single stage). Adjustments toward the equilibrium between crude oil prices, gasoline retail prices and exchange rates are faster when changes in the deviation from equilibrium are smaller than the estimated threshold.

5. Conclusion

Contrasting evidence about price asymmetries in the oil-product price relationship has been found in the applied econometric literature. Different data, together with different econometric models, have been employed in different studies. One of the major causes of the very large volatility in the empirical findings is the heterogeneity of the econometric approaches used in the empirical applications. Thus, a thorough assessment of the impact of different econometric approaches on the results cannot be put off any longer.

In this paper the three most popular econometric models for price asymmetries are applied to the same dataset, namely asymmetric ECM, threshold ECM, and ECM with threshold cointegration. These models account for different aspects of the potentially asymmetric oil-product price relationship. The asymmetric ECM includes long- and short-run asymmetries, but it forces the threshold to be zero. The threshold ECM tests the existence of short-run asymmetric price behaviour, and it allows to consistently estimate the unknown threshold value. The ECM with threshold cointegration assumes that adjustments toward the long-run equilibrium differ depending on whether changes in the deviation from equilibrium are positive or negative. The dataset we use in the empirical application includes crude oil, spot and retail gasoline prices, together with exchange rates for France, Germany, Italy, Spain and U.K. over the period 1985-2003.

A detailed comparison of the results obtained by estimating each model highlights both similarities and differences. All models are able to find the temporal delay in the reaction of retail prices to changes in spot gasoline and crude oil prices, as well as some evidence of asymmetric behaviour. However, the type of stages and the number of countries which are

characterized by asymmetric oil-gasoline price relations vary across models. The asymmetric ECM supports some evidence of asymmetry for all countries, mainly at the distribution stage. The threshold ECM strongly rejects the null hypothesis of symmetric pricing behaviour, particularly in the case of France (all stages) and Germany (distribution level). Finally, the ECM with threshold cointegration captures long-run asymmetry for each country in the reaction of retail prices directly to oil price changes.

Table 1. Asymmetric ECM - asymmetric adjustment speeds and short-run price asymmetries

	France	Germany	Italy	Spain	U.K.
first stage: spot=f(crude, exchange rate)					
LR asymm. α^+	-0.374 (-4.667)	-0.373 (-4.609)	-0.305 (-4.577)	-0.268 (-3.653)	-0.261 (-3.515)
LR asymm. α^-	-0.254 (-2.702)	-0.274 (-2.826)	-0.231 (-2.702)	-0.286 (-3.392)	-0.242 (-2.509)
SR asymm. γ_0^+	0.822 (8.440)	0.823 (8.368)	0.881 (10.195)	0.910 (9.121)	0.819 (9.083)
SR asymm. γ_0^-	0.919 (9.109)	0.842 (8.418)	0.899 (9.926)	0.720 (7.595)	0.736 (7.832)
SR asymm. γ_1^+	-0.152 (-1.426)	-0.088 (-0.800)	-0.281 (-2.766)	-0.205 (-1.868)	-
SR asymm. γ_1^-	-0.599 (-4.826)	-0.523 (-4.388)	-0.601 (-5.488)	-0.462 (-4.179)	-
second stage: retail=f(spot)					
LR asymm. α^+	-0.162 (-2.588)	-0.660 (-6.121)	0.001 (0.022)	-0.052 (-0.888)	-0.231 (-3.273)
LR asymm. α^-	-0.065 (-0.970)	-0.272 (-3.101)	-0.180 (-3.489)	-0.257 (-3.438)	-0.086 (-1.568)
SR asymm. γ_0^+	0.191 (3.465)	0.293 (3.956)	0.090 (2.634)	0.094 (2.271)	0.175 (3.348)
SR asymm. γ_0^-	0.119 (2.092)	0.339 (4.545)	0.139 (3.902)	0.184 (4.236)	0.065 (1.167)
SR asymm. γ_1^+	0.545 (8.723)	-	0.372 (8.501)	0.242 (4.506)	0.394 (6.337)
SR asymm. γ_1^-	0.329 (5.239)	-	0.371 (8.679)	0.422 (8.493)	0.182 (2.949)
SR asymm. γ_2^+	0.271 (3.524)	-	0.177 (3.173)	0.096 (1.742)	-
SR asymm. γ_2^-	0.161 (2.298)	-	0.176 (3.375)	0.174 (2.925)	-
SR asymm. γ_3^+	-	-	0.032 (0.612)	0.111 (2.093)	-
SR asymm. γ_3^-	-	-	0.189 (3.716)	0.080 (1.405)	-
single stage: retail=f(crude, exchange rate)					
LR asymm. α^+	-0.454 (-4.572)	-0.406 (-3.673)	-0.229 (-3.412)	-0.237 (-2.825)	-0.165 (-2.383)
LR asymm. α^-	-0.180 (-1.865)	-0.309 (-3.352)	0.009 (0.226)	-0.167 (-2.175)	-0.154 (-2.634)
SR asymm. γ_0^+	0.439 (5.598)	0.406 (4.456)	0.263 (4.285)	0.184 (2.991)	0.277 (4.193)
SR asymm. γ_0^-	-0.012 (-0.139)	0.383 (3.992)	0.258 (3.955)	0.110 (1.821)	0.045 (0.629)
SR asymm. γ_1^+	0.244 (2.772)	-	-	0.196 (3.126)	0.213 (2.867)
SR asymm. γ_1^-	0.261 (2.807)	-	-	0.261 (4.271)	0.240 (3.265)

Notes: LR = long-run; SR = short-run; parameters α^+ , α^- , γ_i^+ and γ_i^- refer to equation (3), where $m=3$ and $x_1=SP$, $x_2=CR$, $x_3=ER$ for the first stage; $m=2$, $x_1=NR$ and $x_2=SP$ for the second stage; $m=3$, $x_1=NR$, $x_2=CR$ and $x_3=ER$ for the single stage. For each parameter the estimated value and t-ratio (in brackets) are reported. The optimal number of lags in the asymmetric ECM is chosen to eliminate any residual autocorrelation. A “-” in correspondence to the i -th lag ($i=1,2,3$) indicates that the optimal number of lags is $i-1$.

Table 2. Asymmetric ECM - exchange rate asymmetries

	France	Germany	Italy	Spain	U.K.
first stage: spot=f(crude, exchange rate)					
SR asymm. δ_0^+	1.170 (3.466)	1.112 (3.344)	1.098 (4.163)	1.235 (4.020)	1.673 (5.414)
SR asymm. δ_0^-	0.458 (1.544)	0.578 (2.015)	0.326 (1.112)	0.435 (1.328)	0.119 (0.385)
single stage: retail=f(crude, exchange rate)					
SR asymm. δ_0^+	0.512 (1.804)	-0.217 (-0.655)	0.090 (0.436)	0.203 (1.011)	0.531 (2.303)
SR asymm. δ_0^-	0.605 (2.382)	0.501 (1.759)	0.683 (3.025)	0.184 (0.885)	-0.033 (-0.149)
SR asymm. δ_1^+	0.254 (0.919)	-	-	0.560 (2.807)	0.597 (2.566)
SR asymm. δ_1^-	-0.086 (-0.330)	-	-	0.311 (1.496)	0.148 (0.654)

Notes: LR = long-run; SR = short-run; parameters δ_i^+ and δ_i^- refer to equation (3), where $m=3$, $x_1=SP$, $x_2=CR$ and $x_3=ER$ for the first stage; $m=2$, $x_1=NR$ and $x_2=SP$ for the second stage; $m=3$, $x_1=NR$, $x_2=CR$ and $x_3=ER$ for the single stage. For each parameter the estimated value and t-ratio (in brackets) are reported. A “-” in correspondence to the i -th lag ($i=1,2,3$) indicates that the optimal number of lags is $i-1$.

Table 3. Asymmetric ECM - autoregressive asymmetries

	France	Germany	Italy	Spain	U.K.
first stage: spot=f(crude, exchange rate)					
SR asymm. λ_1^+	0.220 (2.252)	0.201 (1.988)	0.305 (3.259)	0.209 (2.108)	-
SR asymm. λ_1^-	0.310 (3.085)	0.286 (2.875)	0.293 (3.096)	0.270 (2.731)	-
second stage: retail=f(spot)					
SR asymm. λ_1^+	-0.458 (-4.499)	-	-0.324 (-3.239)	-0.197 (-2.064)	0.055 (0.636)
SR asymm. λ_1^-	-0.178 (-1.861)	-	-0.110 (-1.048)	-0.304 (-2.949)	0.314 (3.590)
SR asymm. λ_2^+	-0.220 (-2.710)	-	-0.294 (-2.956)	-0.164 (-1.742)	-
SR asymm. λ_2^-	0.167 (2.217)	-	-0.118 (-1.185)	-0.027 (-0.269)	-
single stage: retail=f(crude, exchange rate)					
SR asymm. λ_1^+	-0.025 (-0.239)	-	-	-	0.100 (1.014)
SR asymm. λ_1^-	0.108 (1.180)	-	-	-	0.263 (2.635)

Notes: LR = long-run; SR = short-run; parameters λ_i^+ and λ_i^- refer to equation (3), where $m=3$, $x_1=SP$, $x_2=CR$ and $x_3=ER$ for the first stage; $m=2$, $x_1=NR$ and $x_2=SP$ for the second stage; $m=3$, $x_1=NR$, $x_2=CR$ and $x_3=ER$ for the single stage. For each parameter the estimated value and t-ratio (in brackets) are reported. A “-” in correspondence to the i -th lag ($i=1,2,3$) indicates that the optimal number of lags is $i-1$.

Table 4. Asymmetric ECM - computed F tests for asymmetric adjustment speeds and short-run effects

Null hypothesis	France	Germany	Italy	Spain	U.K.
	first stage: spot=f(crude, exchange rate)				
$\alpha^+ = \alpha^-$	0.666 (0.415)	0.446 (0.504)	0.342 (0.559)	0.020 (0.889)	0.018 (0.894)
$\gamma_0^+ = \gamma_0^-$	0.350 (0.554)	0.015 (0.904)	0.016 (0.898)	1.407 (0.236)	0.302 (0.582)
$\gamma_1^+ = \gamma_1^-$	5.957 (0.015)	5.708 (0.017)	3.795 (0.051)	2.233 (0.135)	-
$\delta_0^+ = \delta_0^-$	1.714 (0.190)	1.019 (0.313)	2.693 (0.101)	2.165 (0.141)	9.046 (0.003)
$\lambda_1^+ = \lambda_1^-$	0.335 (0.563)	0.291 (0.589)	0.007 (0.934)	0.160 (0.689)	-
	second stage: retail=f(spot)				
$\alpha^+ = \alpha^-$	0.862 (0.353)	5.494 (0.019)	3.438 (0.064)	3.479 (0.062)	1.846 (0.174)
$\gamma_0^+ = \gamma_0^-$	0.609 (0.435)	0.141 (0.707)	0.749 (0.387)	1.644 (0.200)	1.520 (0.218)
$\gamma_1^+ = \gamma_1^-$	4.937 (0.026)	-	9.17E-05 (0.992)	5.172 (0.023)	4.415 (0.036)
$\lambda_1^+ = \lambda_1^-$	3.803 (0.051)	-	1.918 (0.166)	0.560 (0.454)	3.339 (0.068)
	single stage: retail=f(crude, exchange rate)				
$\alpha^+ = \alpha^-$	2.809 (0.094)	0.318 (0.573)	6.363 (0.012)	0.265 (0.607)	0.011 (0.917)
$\gamma_0^+ = \gamma_0^-$	11.423 (0.001)	0.021 (0.886)	0.002 (0.963)	0.542 (0.462)	4.328 (0.038)
$\gamma_1^+ = \gamma_1^-$	0.015 (0.904)	-	-	0.429 (0.512)	0.052 (0.819)
$\delta_0^+ = \delta_0^-$	0.041 (0.840)	1.851 (0.174)	2.653 (0.103)	0.003 (0.955)	2.247 (0.134)
$\delta_1^+ = \delta_1^-$	0.562 (0.454)	-	-	0.522 (0.470)	1.399 (0.237)
$\lambda_1^+ = \lambda_1^-$	0.772 (0.380)	-	-	-	1.055 (0.304)

Notes: entries are the calculated F tests for the null hypothesis of symmetry, i.e. equality between the coefficients associated with error correction terms, price changes and exchange rate changes in equation (3), and the corresponding p-values (in brackets). Tests for symmetry are reported only for the long-run adjustments, contemporaneous and one period lagged changes. A “-” in correspondence to the i -th lag ($i=1,2,3$) indicates that the optimal number of lags is $i-1$.

Table 5. Asymmetric ECM – simulated F tests for asymmetric adjustment speeds and short-run effects

Null hypothesis	France	Germany	Italy	Spain	U.K.
	first stage: spot=f(crude, exchange rate)				
$\alpha^+ = \alpha^-$	0.133	0.117	0.094	0.065	0.054
$\gamma_0^+ = \gamma_0^-$	0.092	0.052	0.042	0.228	0.090
$\gamma_1^+ = \gamma_1^-$	0.709	0.688	0.503	0.321	-
$\delta_0^+ = \delta_0^-$	0.273	0.170	0.400	0.340	0.864
$\lambda_1^+ = \lambda_1^-$	0.085	0.085	0.056	0.065	-
	second stage: retail=f(spot)				
$\alpha^+ = \alpha^-$	0.165	0.669	0.461	0.480	0.299
$\gamma_0^+ = \gamma_0^-$	0.142	0.065	0.141	0.256	0.236
$\gamma_1^+ = \gamma_1^-$	0.627	-	0.059	0.641	0.577
$\lambda_1^+ = \lambda_1^-$	0.505	-	0.311	0.117	0.459
	single stage: retail=f(crude, exchange rate)				
$\alpha^+ = \alpha^-$	0.412	0.107	0.734	0.081	0.045
$\gamma_0^+ = \gamma_0^-$	0.926	0.061	0.05	0.130	0.557
$\gamma_1^+ = \gamma_1^-$	0.067	-	-	0.101	0.055
$\delta_0^+ = \delta_0^-$	0.055	0.28	0.368	0.045	0.331
$\delta_1^+ = \delta_1^-$	0.116	-	-	0.105	0.234
$\lambda_1^+ = \lambda_1^-$	0.145	-	-	-	0.165

Notes: entries are the simulated rejection frequencies, i.e. the percentage number of rejections (out of 1,000 replications) of the null hypothesis of symmetry using a F test at 5% significance level. A “-“ in correspondence to the i -th lag ($i=1,2,3$) indicates that the optimal number of lags is $i-1$.

Table 6. TAR-ECM – two-regime adjustment speeds and short-run price effects

	France	Germany	Italy	Spain	U.K.
first stage: spot=f(crude, exchange rate)					
LR effect α	-0.277 (-5.162)	-0.305 (-5.560)	-0.252 (-5.084)	-0.266 (-5.465)	-0.220 (-1.938)
LR “differential” effect α^*	-0.199 (-1.788)	-0.147 (-1.191)	-0.061 (-0.664)	0.043 (0.439)	-0.057 (-0.457)
SR effect γ_0	0.901 (11.790)	0.845 (11.366)	0.920 (11.538)	0.750 (10.359)	0.938 (5.133)
SR “differential” eff γ_0^*	0.327 (1.650)	0.444 (2.134)	0.272 (1.706)	0.571 (2.846)	-0.067 (-0.337)
SR effect γ_1	-0.375 (-4.571)	-0.329 (-4.057)	-0.464 (-5.344)	-0.304 (-3.886)	-0.320 (-2.539)
SR “differential” effect γ_1^*	-0.005 (-0.030)	0.026 (0.150)	0.002 (0.012)	-0.217 (-1.134)	0.204 (1.323)
Second stage: retail=f(spot)					
LR effect α	0.109 (1.626)	-0.200 (-2.429)	-0.117 (-3.588)	-0.196 (-4.474)	-0.163 (-4.508)
LR “differential” effect α^*	-0.296 (-3.689)	-0.383 (-3.657)	0.061 (0.723)	0.196 (2.398)	0.125 (1.305)
SR effect γ_0	0.201 (2.217)	0.498 (5.056)	0.156 (5.663)	0.132 (2.992)	0.132 (2.976)
SR “differential” effect γ_0^*	-0.010 (-0.093)	-0.191 (-1.529)	-0.060 (-0.836)	-0.115 (-1.546)	0.346 (2.796)
SR effect γ_1	0.645 (9.012)	-	0.294 (10.448)	0.285 (7.188)	0.259 (6.359)
SR “differential” effect γ_1^*	-0.270 (-3.191)	-	0.265 (4.624)	0.155 (2.369)	0.111 (1.311)
SR effect γ_2	0.409 (5.837)	-	0.123 (3.626)	0.096 (2.361)	-
SR “differential” effect γ_2^*	-0.340 (-3.846)	-	-0.034 (-0.277)	0.121 (1.592)	-
Single stage: retail=f(crude, exchange rate)					
LR effect α	-0.383 (-4.557)	-0.298 (-5.330)	-0.204 (-2.832)	-0.777 (-5.131)	-0.197 (-5.005)
LR “differential” effect α^*	0.100 (0.946)	-0.247 (-1.746)	0.149 (1.947)	0.525 (3.330)	-0.078 (-1.097)
SR effect γ_0	0.101 (1.042)	0.372 (5.266)	0.417 (2.188)	0.329 (2.081)	0.197 (3.295)
SR “differential” effect γ_0^*	0.413 (3.158)	0.138 (0.746)	-0.159 (-0.805)	-0.127 (-0.766)	0.325 (2.802)
SR effect γ_1	0.090 (1.148)	-	-	-	-
SR “differential” effect γ_1^*	0.235 (2.201)	-	-	-	-

Notes: LR = long-run; SR = short-run; parameters α , α^* , γ_i and γ_i^* refer to equation (4), where $m=3$, $x_1=SP$, $x_2=CR$ and $x_3=ER$ for the first stage; $m=2$, $x_1=NR$ and $x_2=SP$ for the second stage; $m=3$, $x_1=NR$, $x_2=CR$ and $x_3=ER$ for the single stage. For each parameter the estimated value and t-ratio (in brackets) are reported. Reported t-ratios need to be compared with critical values of the normal distribution. A “-” in correspondence to the i -th lag ($i=1,2,3$) indicates that the optimal number of lags is $i-1$.

Table 7. TAR-ECM – two-regime exchange rate effects

	France	Germany	Italy	Spain	U.K.
first stage: spot=f(crude, exchange rate)					
SR effect δ_0	1.025 (5.786)	0.993 (5.513)	0.839 (4.784)	0.946 (5.401)	1.022 (2.629)
SR “differential” effect δ_0^*	-1.140 (-2.321)	-0.571 (-1.262)	-0.455 (-1.194)	-0.424 (-0.791)	-0.203 (-0.464)
SR effect δ_1	-0.170 (-0.899)	-0.195 (-1.046)	-0.173 (-0.916)	-0.248 (-1.344)	-0.745 (-1.766)
SR “differential” effect δ_1^*	0.782 (1.670)	1.144 (2.158)	0.701 (1.825)	1.560 (2.885)	0.792 (1.683)
single stage: retail=f(crude, exchange rate)					
SR effect δ_0	0.537 (3.007)	0.448 (2.705)	1.096 (3.163)	0.430 (1.104)	0.463 (3.308)
SR “differential” effect δ_0^*	0.209 (0.773)	-1.464 (-3.384)	-0.843 (-2.291)	-0.181 (-0.445)	-0.825 (-2.465)
SR effect δ_1	0.023 (0.114)	-	-	-	-
SR “differential” effect δ_1^*	0.104 (0.380)	-	-	-	-

Notes: LR = long-run; SR = short-run; parameters δ_i and δ_i^* refer to equation (4), where $m=3$, $x_1=SP$, $x_2=CR$ and $x_3=ER$ for the first stage; $m=2$, $x_1=NR$ and $x_2=SP$ for the second stage; $m=3$, $x_1=NR$, $x_2=CR$ and $x_3=ER$ for the single stage. For each parameter the estimated value and t-ratio (in brackets) are reported. Reported t-ratios need to be compared with critical values of the normal distribution. A “-” in correspondence to the i -th lag ($i=1,2,3$) indicates that the optimal number of lags is $i-1$.

Table 8. TAR-ECM – two-regime autoregressive effects

	France	Germany	Italy	Spain	U.K.
first stage: spot=f(crude, exchange rate)					
SR effect λ_1	0.202 (2.836)	0.206 (2.852)	0.278 (3.769)	0.240 (3.346)	0.414 (3.211)
SR “differential” effect λ_1^*	0.191 (1.192)	0.198 (1.161)	0.064 (0.438)	0.046 (0.255)	-0.339 (-2.228)
second stage: retail=f(spot)					
SR effect λ_1	-0.815 (-6.936)	-	-0.132 (-2.054)	-0.157 (-2.010)	0.159 (2.914)
SR “differential” effect λ_1^*	0.751 (5.346)	-	0.224 (0.939)	-0.232 (-1.623)	0.127 (0.879)
SR effect λ_2	-	-	-0.076 (-1.818)	-	-
SR “differential” effect λ_2^*	-	-	0.209 (2.372)	-	-
single stage: retail=f(crude, exchange rate)					
SR effect λ_1	0.355 (3.564)	-	-	-	0.302 (4.815)
SR “differential” effect λ_1^*	-0.535 (-4.322)	-	-	-	0.110 (0.826)

Notes: LR = long-run; SR = short-run; parameters λ_i and λ_i^* refer to equation (4), where $m=3$, $x_1=SP$, $x_2=CR$ and $x_3=ER$ for the first stage; $m=2$, $x_1=NR$ and $x_2=SP$ for the second stage; $m=3$, $x_1=NR$, $x_2=CR$ and $x_3=ER$ for the single stage. For each parameter the estimated value and t-ratio (in brackets) are reported. Reported t-ratios need to be compared with critical values of the normal distribution. A “-” in correspondence to the i -th lag ($i=1,2,3$) indicates that the optimal number of lags is $i-1$.

Table 9. TAR-ECM – estimated thresholds and computed Wald tests

	France	Germany	Italy	Spain	U.K.
	first stage: spot=f(crude, exchange rate)				
Threshold γ	0.062*	0.073*	0.051	0.073	-0.050
Wald test	30.521	18.909	23.450	24.615	10.787
p-value	0.027	0.206	0.079	0.086	0.779
	second stage: retail=f(spot)				
Threshold γ	-0.039*	-0.009	0.071*	0.024	0.069
Wald test	25.565	15.175	27.618	20.024	12.856
p-value	0.069	0.041	0.023	0.119	0.287
	single stage: retail=f(crude, exchange rate)				
Threshold γ	0.002	0.071	-0.081	-0.085	0.051*
Wald test	30.092	26.514	12.731	13.644	22.961
p-value	0.040	0.005	0.213	0.169	0.041

Notes: A*** indicates statistical significance at 5%. The calculated Wald statistics are testing the null hypothesis of linear ECM against the alternative of ECM with threshold specification. The asymptotic p-values of the tests are obtained via bootstrapping (1,000 replications).

Table 10. TAR, M-TAR and MC cointegrating relations - first stage

	France			Germany			Italy			Spain			U.K.		
	TAR	M-TAR	MC	TAR	M-TAR	MC	TAR	M-TAR	MC	TAR	M-TAR	MC	TAR	M-TAR	MC
ρ_1	-0.324 (-5.424)	-0.341 (-5.356)	-0.198 (-3.589)	-0.329 (-5.430)	-0.347 (-5.230)	-0.203 (-3.596)	-0.269 (-5.130)	-0.289 (-5.077)	-0.153 (-3.320)	-0.253 (-4.627)	-0.259 (-4.572)	-0.179 (-3.860)	-0.295 (-4.999)	-0.299 (-4.412)	-0.151 (-2.787)
ρ_2	-0.316 (-4.508)	-0.300 (-4.576)	-0.546 (-7.462)	-0.335 (-4.636)	-0.316 (-4.832)	-0.561 (-7.612)	-0.265 (-4.151)	-0.245 (-4.239)	-0.555 (-7.710)	-0.264 (-4.264)	-0.256 (-4.312)	-0.514 (-6.301)	-0.267 (-3.765)	-0.271 (-4.386)	-0.535 (-7.323)
AIC	-2.649	-2.650	-2.718	-2.630	-2.630	-2.702	-2.777	-2.779	-2.878	-2.609	-2.609	-2.668	-2.623	-2.623	-2.707
$\rho_1 = \rho_2 = 0$	23.436	23.557	32.784	23.983	24.052	33.754	20.742	20.928	34.364	18.823	18.811	26.555	18.502	18.505	29.552
$\rho_1 = \rho_2$	0.008 [0.929]	0.207 [0.649]	15.346 [1E-04]	0.004 [0.951]	0.115 [0.734]	15.968 [1E-04]	0.003 [0.954]	0.314 [0.576]	22.825 [0.000]	0.021 [0.886]	0.001 [0.975]	13.172 [4E-04]	0.096 [0.757]	0.101 [0.750]	18.946 [0.000]

Table 11. TAR, M-TAR and MC cointegrating relations - second stage

	France			Germany			Italy			Spain			U.K.		
	TAR	M-TAR	MC	TAR	M-TAR	MC	TAR	M-TAR	MC	TAR	M-TAR	MC	TAR	M-TAR	MC
ρ_1	-0.278 (-3.674)	-0.267 (-3.577)	-0.064 (-1.007)	-0.322 (-3.516)	-0.240 (-2.948)	-0.176 (-2.581)	-0.158 (-2.025)	-0.158 (-2.063)	-0.521 (-5.730)	-0.175 (-2.563)	-0.241 (-3.321)	-0.540 (-5.497)	-0.271 (-3.927)	-0.207 (-3.254)	-0.474 (-5.845)
ρ_2	-0.170 (-2.153)	-0.178 (-2.221)	-0.598 (-6.715)	-0.211 (-2.734)	-0.273 (-3.132)	-0.556 (-4.677)	-0.250 (-3.659)	-0.255 (-3.637)	-0.098 (-1.661)	-0.279 (-3.801)	-0.207 (-2.939)	-0.136 (-2.419)	-0.244 (-4.116)	-0.304 (-4.760)	-0.170 (-3.247)
AIC	-2.486	-2.484	-2.605	-2.719	-2.715	-2.755	-3.071	-3.072	-3.146	-3.031	-3.026	-3.091	-2.698	-2.703	-2.746
$\rho_1 = \rho_2 = 0$	8.068	7.867	22.544	8.457	7.938	12.675	7.877	7.931	16.763	9.426	8.834	16.542	15.267	15.904	21.242
$\rho_1 = \rho_2$	1.142 [0.286]	0.767 [0.382]	28.191 [0.000]	1.060 [0.305]	0.092 [0.762]	8.910 [0.003]	0.897 [0.345]	0.999 [0.319]	17.511 [0.000]	1.224 [0.270]	0.131 [0.718]	14.364 [2E-04]	0.100 [0.753]	1.214 [0.272]	10.561 [0.001]

Table 12. TAR, M-TAR and MC cointegrating relations - single stage

	France			Germany			Italy			Spain			U.K.		
	TAR	M-TAR	MC	TAR	M-TAR	MC	TAR	M-TAR	MC	TAR	M-TAR	MC	TAR	M-TAR	MC
ρ_1	-0.423 (-5.803)	-0.414 (-5.878)	-0.204 (-3.165)	-0.380 (-4.713)	-0.282 (-3.776)	-0.920 (-7.935)	-0.087 (-1.854)	-0.058 (-1.543)	-0.279 (-5.210)	-0.303 (-4.499)	-0.265 (-3.898)	-0.721 (-7.124)	-0.192 (-3.347)	-0.134 (-2.346)	-0.358 (-5.321)
ρ_2	-0.306 (-3.987)	-0.315 (-3.995)	-0.637 (-7.658)	-0.352 (-4.943)	-0.450 (-5.935)	-0.236 (-4.239)	-0.099 (-2.860)	-0.140 (-3.402)	-0.032 (-1.034)	-0.232 (-3.644)	-0.266 (-4.194)	-0.160 (-3.294)	-0.154 (-3.042)	-0.234 (-4.413)	-0.111 (-2.393)
AIC	-2.793	-2.805	-2.862	-2.606	-2.613	-2.729	-3.135	-3.146	-3.207	-3.191	-3.185	-3.298	-2.879	-2.882	-2.918
$\rho_1 = \rho_2 = 0$	24.784	25.252	34.331	23.325	24.741	40.466	5.725	6.876	14.076	16.763	16.394	30.799	10.226	12.104	16.462
$\rho_1 = \rho_2$	1.233 [0.268]	0.871 [0.352]	16.852 [1E-04]	0.071 [0.790]	2.476 [0.117]	28.273 [0.000]	0.040 [0.842]	2.225 [0.137]	15.889 [1E-04]	0.584 [0.446]	0.000 [0.997]	24.951 [0.000]	0.242 [0.623]	1.691 [0.195]	9.583 [0.002]

Notes to Tables 10-12: entries for parameters ρ_1 and ρ_2 are the estimated values and t-ratios (in round brackets); AIC= Akaike Information Criterion; $\rho_1 = \rho_2 = 0$ = null hypothesis for the threshold cointegration test [for critical values relative to TAR and M-TAR models refer to Wane et al. (2004), for the MC model refer to Enders (2001)]; $\rho_1 = \rho_2$ = null hypothesis for the test of symmetry (p-values are reported in squared brackets).

Table 13. ECM with threshold cointegration - asymmetric adjustment speeds and short-run price effects

	France	Germany	Italy	Spain	U.K.
first stage: spot=f(crude, exchange rate)					
LR asymm. α_{up}	-0.312 (-6.017)	-0.303 (-5.617)	-0.238 (-5.421)	-0.216 (-4.823)	-0.283 (-5.389)
LR asymm. α_{down}	-0.279 (-2.947)	-0.349 (-3.448)	-0.332 (-3.442)	-0.402 (-4.093)	-0.222 (-2.213)
SR effect γ_0	0.865 (15.452)	0.836 (14.972)	0.896 (17.983)	0.821 (15.081)	0.804 (14.714)
SR effect γ_1	-0.349 (-4.913)	-0.286 (-4.040)	-0.421 (-6.265)	-0.329 (-4.775)	-0.187 (-2.607)
second stage: retail=f(spot)					
LR asymm. α_{up}	-0.122 (-2.980)	-0.216 (-3.891)	-0.068 (-0.976)	-0.203 (-2.745)	-0.174 (-2.579)
LR asymm. α_{down}	-0.085 (-1.077)	-0.231 (-2.387)	-0.083 (-2.431)	-0.123 (-3.276)	-0.141 (-3.871)
SR effect γ_0	0.162 (4.973)	0.237 (6.535)	0.113 (5.529)	0.132 (5.557)	0.134 (4.379)
SR effect γ_1	0.442 (10.901)	0.450 (9.426)	0.388 (14.328)	0.344 (11.183)	0.281 (7.813)
SR effect γ_2	0.180 (4.012)	-	0.151 (4.092)	0.108 (3.176)	-
SR effect γ_3	-	-	0.103 (2.963)	0.057 (2.382)	-
single stage: retail=f(crude, exchange rate)					
LR asymm. α_{up}	-0.274 (-4.855)	-0.378 (-2.360)	-0.070 (-1.156)	-0.188 (-1.832)	-0.103 (-1.609)
LR asymm. α_{down}	-0.369 (-3.855)	-0.357 (-6.305)	-0.078 (-2.810)	-0.206 (-4.682)	-0.158 (-4.157)
SR asymm. γ_0	0.189 (3.989)	0.389 (7.554)	0.263 (7.263)	0.144 (4.209)	0.177 (4.532)
SR asymm. γ_1	0.309 (5.815)	-	-	0.231 (6.405)	0.224 (5.098)
SR asymm. γ_2	-0.128 (-2.711)	-	-	-	-

Notes: parameters α_{up} , α_{down} and γ_i refer to equation (13), where $m=3$, $x_1=SP$, $x_2=CR$ and $x_3=ER$ for the first stage; $m=2$, $x_1=NR$ and $x_2=SP$ for the second stage; $m=3$, $x_1=NR$, $x_2=CR$ and $x_3=ER$ for the single stage. For each parameter the estimated value and t-ratio (in brackets) are reported. A “-“ in correspondence to the i -th lag ($i=1,2,3$) indicates that the optimal number of lags is $i-1$.

Table 14. ECM with threshold cointegration – exchange rate effects

	France	Germany	Italy	Spain	U.K.
first stage: spot=f(crude, exchange rate)					
SR effect δ_0	0.824 (4.997)	0.818 (5.036)	0.741 (4.943)	0.826 (5.090)	0.832 (4.812)
single stage: retail=f(crude, exchange rate)					
SR asymm. δ_0	0.624 (4.623)	0.194 (1.217)	0.387 (3.276)	0.197 (1.855)	0.243 (1.903)
SR asymm. δ_1	-	-	-	0.442 (4.166)	0.368 (2.806)

Notes: parameters δ_i refer to equation (13), where $m=3$, $x_1=SP$, $x_2=CR$ and $x_3=ER$ for the first stage; $m=2$, $x_1=NR$ and $x_2=SP$ for the second stage; $m=3$, $x_1=NR$, $x_2=CR$ and $x_3=ER$ for the single stage. For each parameter the estimated value and t-ratio (in brackets) are reported. A “-” in correspondence to the i -th lag ($i=1,2,3$) indicates that the optimal number of lags is $i-1$.

Table 15. ECM with threshold cointegration – autoregressive effects

	France	Germany	Italy	Spain	U.K.
first stage: spot=f(crude, exchange rate)					
SR asymm. λ_1	0.237 (3.841)	0.225 (3.586)	0.282 (4.749)	0.241 (3.841)	0.153 (2.347)
second stage: retail=f(spot)					
SR asymm. λ_1	-0.275 (-4.100)	-0.192 (-3.304)	-0.198 (-2.846)	-0.222 (-3.448)	0.197 (3.816)
SR asymm. λ_2	-	-	-0.182 (-2.696)	-	-
single stage: retail=f(crude, exchange rate)					
SR asymm. λ_1	-	-	-	-	0.184 (3.105)

Notes: parameters λ_i are the corresponding coefficients in equation (13), where $m=3$ and $x_1=SP$, $x_2=CR$ and $x_3=ER$ for the first stage; $m=2$, $x_1=NR$ and $x_2=SP$ for the second stage; $m=3$, $x_1=NR$, $x_2=CR$ and $x_3=ER$ for the single stage. For each parameter the estimated value and t-ratio (in brackets) are reported. A “-” in correspondence to the i -th lag ($i=1,2,3$) indicates that the optimal number of lags is $i-1$.

Figure 1. Likelihood ratio test for the threshold - France (single stage)

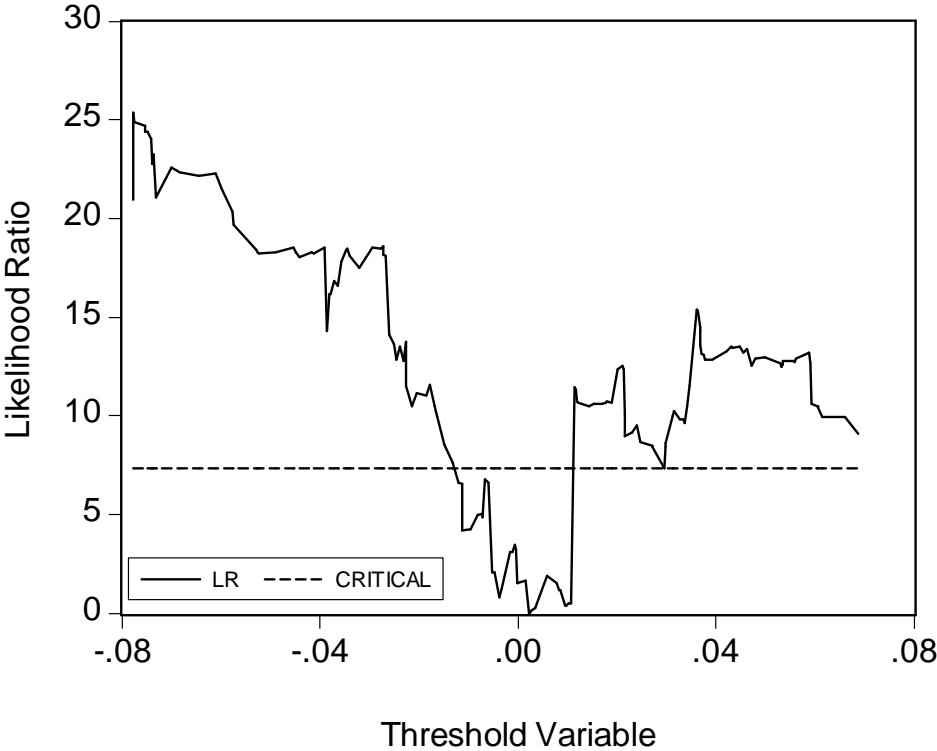


Figure 2. Heteroskedasticity-consistent Wald test – France (single stage)

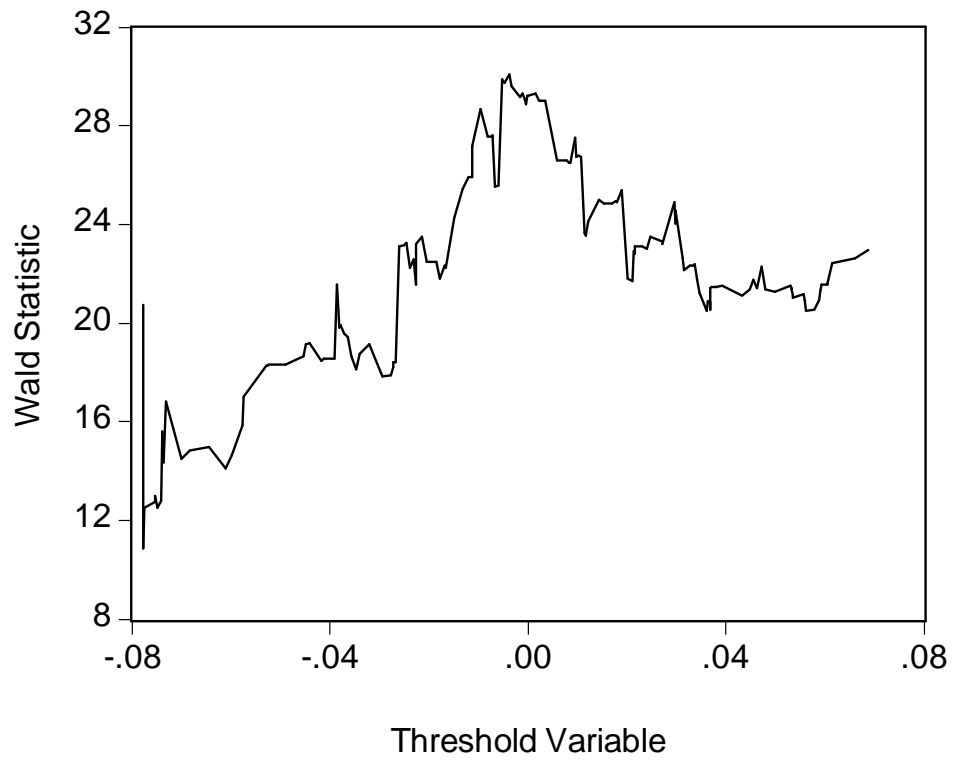


Figure 3. Likelihood ratio test for the threshold - Italy (first stage)

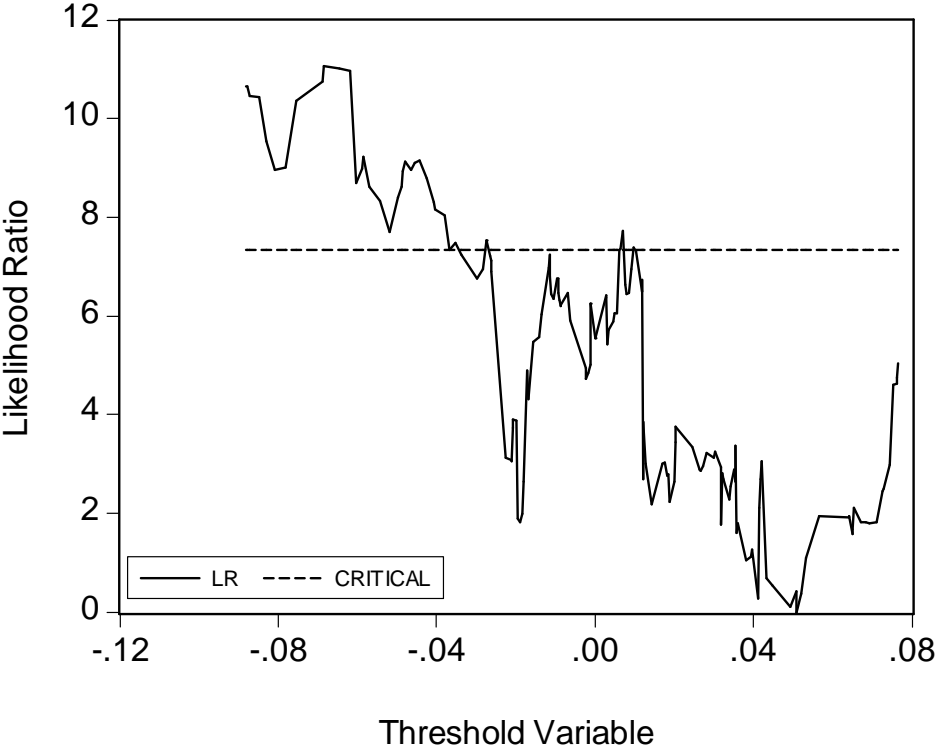
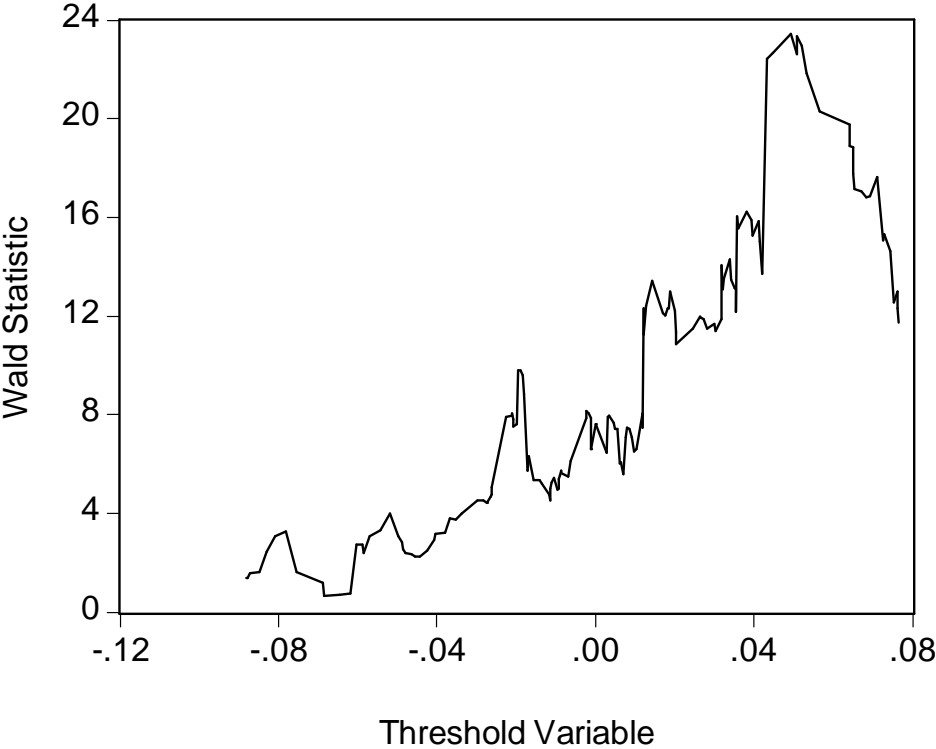


Figure 4. Heteroskedasticity-consistent Wald test – Italy (first stage)



References

Akarca, A.T. and D. Andrianacos (1998), "The relationship between crude oil and gasoline prices", *International Advances in Economic Research*, **4**, 282-288.

Andrews, D.W.K. and W. Ploberger (1994), "Optimal tests when a nuisance parameter is present only under the alternative", *Econometrica*, **62**, 1383-1414.

Asplund, M., Eriksson, and R. Friberg (2000), "Price adjustment by a gasoline retail chain", *Scandinavian Journal of Economics*, **102**, 101-121.

Backmeier, L.J. and J.M. Griffin (2003), "New evidence on asymmetric gasoline price responses", *Review of Economics and Statistics*, **85**, 772-776.

Bacon, R.W. (1991), "Rockets and feathers: the asymmetric speed of adjustment of U.K. retail gasoline prices to cost changes", *Energy Economics*, July, 211-218.

Balke, N.S., S.P.A. Brown, and M.K. Yücel (1998), "Crude oil and gasoline prices: an asymmetric relationship", *Federal Reserve Bank of Dallas Economic Review*, First Quarter, 2-11.

Balke, N.S., T.B. Fomby (1997), "Threshold cointegration", *International Economic Review*, **38**, 3, 627-644.

Bettendorf, L., S.A. van der Geest and M. Varkevisser (2003), "Price asymmetries in the Dutch retail gasoline market", *Energy Economics*, **25**, 669-689.

Borenstein, S., A.C. Cameron, and R. Gilbert (1997), "Do gasoline prices respond asymmetrically to crude oil prices?", *Quarterly Journal of Economics*, February, **112**, 305-339.

Borenstein, S. and A. Shepard (2002), "Sticky prices, inventories, and market power in wholesale gasoline markets", *RAND Journal of Economics*, **33**, 116-139.

Brown, S.P.A., and M.K. Yücel (2000), “Gasoline and crude oil prices: why the asymmetry?”, *Economic and Financial Review*, Third Quarter, 23-29.

Chan, K.S. (1993) “Consistency and limiting distribution of the least squares estimation of a threshold autoregressive model”, *The Annals of Statistics*, **21**, 520-33.

Cook, S. (1999), “Nonsymmetric error correction revisited”, *Applied Economic Letters*, **6**, 467-470.

Cook, S., S. Holly, and P.Turner (1998), “DHSY revisited: the role of asymmetries”, *Applied Economics*, **31**, 775-778.

Cook, S., S. Holly, and P.Turner (1999), “The power of tests for non-linearity: the case of Granger-Lee asymmetry”, *Economic Letters*, **62**, 155-159.

Davis, M.C. and J.D. Hamilton (2004), “The dynamics of wholesale gasoline prices”, *Journal of Money, Credit and Banking*, **36**, 17-37.

Duffy-Deno, K.T. (1996), “Retail price asymmetries in local gasoline markets”, *Energy Economics*, **18**, 81-92.

Eckert, A. (2002), “Retail price cycles and response asymmetry”, *Canadian Journal of Economics*, **35**, 52-77.

Enders, W. and C.W.J. Granger (1998), “Unit root tests and symmetric adjustment with an example using the term structure of interest rates”, *Journal of Business and Economic Statistics*, **16**, 304-11.

Enders, W. (2001), “Improved critical values for the Enders-Granger test”, Department of Economics, Finance and Legal Studies Working Paper Series: The University of Alabama.

Galeotti, M., A. Lanza and M. Manera (2003), “Rockets and feathers revisited: an international comparison on European gasoline markets”, *Energy Economics*, **25**, 175-190.

Godby, R.M., A. Lintner, T. Stengos and B. Wandschneider (2000), "Testing for asymmetric pricing in the Canadian gasoline market", *Energy Economics*, **22**, 349-368.

Granger, C.W.J. and T.H. Lee (1989), "Investigation of production, sales and inventory relationships using multicointegration and non-symmetric error correction models", *Journal of Applied Econometrics*, **4**, S145-S159.

Hansen, B.E. (1996), "Inference when a nuisance parameter is not identified under the null hypothesis", *Econometrica*, **64**, 413-430.

Hansen, B.E. (1997), "Inference in TAR models", *Studies in Nonlinear Dynamics and Econometrics*, **2**, 1-14.

Hansen, B.E. (2000), "Sample Splitting and Threshold Estimation", *Econometrica*, **68**, 575-603.

Karrenbrock, J.D. (1991), "The behaviour of retail gasoline prices: symmetric or not?", *Federal Reserve Bank of St. Louis*, **73**, 19-29.

Kaufmann, R.K. and C. Laskowski (2005), "Causes for an asymmetric relation between the price of crude oil and refined petroleum products", *Energy Policy*, **33**, 1587-1596.

Kirchgässner, G. and K. Kübler (1992), "Symmetric or asymmetric price adjustment in the oil market: an empirical analysis of the relations between international and domestic prices in the Federal Republic of Germany, 1972-89", *Energy Economics*, **14**, 171-185.

Manning, D.N. (1991), "Petrol prices, oil price rises and oil price falls: evidence for the United Kingdom since 1972", *Applied Economics*, **23**, 1535-1541.

MacKinnon, J.G. (1991), "Critical values for cointegration tests", in R.F. Engle and C.W.J. Granger (eds.) *Long-run Economic Relationships*, Oxford, Oxford University Press.

Radchenko, S. (2004), "Oil price volatility and the asymmetric response of gasoline prices to oil price increases and decreases", Department of Economics, University of North Carolina at Charlotte, Working paper.

Reilly, B. and R. Witt (1998), "Petrol price asymmetries revisited", *Energy Economics*, **20**, 297-308.

Salas, J.M.S.I. (2002), "Asymmetric price adjustments in a deregulated gasoline market", *Philippine Review of Economics*, **39**, 38-71.

Shin, D. (1994), "Do product prices respond symmetrically to changes in crude oil prices?", *OPEC Review*, **18**, 137-157.

Sichel, D. (1993) "Business cycles asymmetry: a deeper look", *Economic Enquiry*, **31**, 224-36.

Tong, H. (1983), *Threshold models in non-linear time series analysis*, New York, Springer-Verlag.

Wane, A., S. Gilbert and S. Dibooglu (2004), "Critical values of the empirical F-distribution for threshold autoregressive and momentum threshold models", Department of Economics, Discussion Paper 2004-13: Southern Illinois University.

NOTE DI LAVORO DELLA FONDAZIONE ENI ENRICO MATTEI

Fondazione Eni Enrico Mattei Working Paper Series

Our Note di Lavoro are available on the Internet at the following addresses:

<http://www.feem.it/Feem/Pub/Publications/WPapers/default.html>

<http://www.ssrn.com/link/feem.html>

<http://www.repec.org>

NOTE DI LAVORO PUBLISHED IN 2004

IEM	1.2004	<i>Anil MARKANDYA, Suzette PEDROSO and Alexander GOLUB: <u>Empirical Analysis of National Income and So2 Emissions in Selected European Countries</u></i>
ETA	2.2004	<i>Masahisa FUJITA and Shlomo WEBER: <u>Strategic Immigration Policies and Welfare in Heterogeneous Countries</u></i>
PRA	3.2004	<i>Adolfo DI CARLUCCIO, Giovanni FERRI, Cecilia FRALE and Ottavio RICCHI: <u>Do Privatizations Boost Household Shareholding? Evidence from Italy</u></i>
ETA	4.2004	<i>Victor GINSBURGH and Shlomo WEBER: <u>Languages Disenfranchisement in the European Union</u></i>
ETA	5.2004	<i>Romano PIRAS: <u>Growth, Congestion of Public Goods, and Second-Best Optimal Policy</u></i>
CCMP	6.2004	<i>Herman R.J. VOLLEBERGH: <u>Lessons from the Polder: Is Dutch CO2-Taxation Optimal</u></i>
PRA	7.2004	<i>Sandro BRUSCO, Giuseppe LOPOMO and S. VISWANATHAN (lxv): <u>Merger Mechanisms</u></i>
PRA	8.2004	<i>Wolfgang AUSENNEGG, Pegaret PICHLER and Alex STOMPER (lxv): <u>IPO Pricing with Bookbuilding, and a When-Issued Market</u></i>
PRA	9.2004	<i>Pegaret PICHLER and Alex STOMPER (lxv): <u>Primary Market Design: Direct Mechanisms and Markets</u></i>
PRA	10.2004	<i>Florian ENGLMAIER, Pablo GUILLEN, Loreto LLORENTE, Sander ONDERSTAL and Rupert SAUSGRUBER (lxv): <u>The Chopstick Auction: A Study of the Exposure Problem in Multi-Unit Auctions</u></i>
PRA	11.2004	<i>Bjarne BRENDSTRUP and Harry J. PAARSCH (lxv): <u>Nonparametric Identification and Estimation of Multi-Unit, Sequential, Oral, Ascending-Price Auctions With Asymmetric Bidders</u></i>
PRA	12.2004	<i>Ohad KADAN (lxv): <u>Equilibrium in the Two Player, k-Double Auction with Affiliated Private Values</u></i>
PRA	13.2004	<i>Maarten C.W. JANSSEN (lxv): <u>Auctions as Coordination Devices</u></i>
PRA	14.2004	<i>Gadi FIBICH, Arieh GAVIOUS and Aner SELA (lxv): <u>All-Pay Auctions with Weakly Risk-Averse Buyers</u></i>
PRA	15.2004	<i>Orly SADE, Charles SCHNITZLEIN and Jaime F. ZENDER (lxv): <u>Competition and Cooperation in Divisible Good Auctions: An Experimental Examination</u></i>
PRA	16.2004	<i>Marta STRYSZOWSKA (lxv): <u>Late and Multiple Bidding in Competing Second Price Internet Auctions</u></i>
CCMP	17.2004	<i>Slim Ben YOUSSEF: <u>R&D in Cleaner Technology and International Trade</u></i>
NRM	18.2004	<i>Angelo ANTOCI, Simone BORGHESI and Paolo RUSSU (lxvi): <u>Biodiversity and Economic Growth: Stabilization Versus Preservation of the Ecological Dynamics</u></i>
SIEV	19.2004	<i>Anna ALBERINI, Paolo ROSATO, Alberto LONGO and Valentina ZANATTA: <u>Information and Willingness to Pay in a Contingent Valuation Study: The Value of S. Erasmo in the Lagoon of Venice</u></i>
NRM	20.2004	<i>Guido CANDELA and Roberto CELLINI (lxvii): <u>Investment in Tourism Market: A Dynamic Model of Differentiated Oligopoly</u></i>
NRM	21.2004	<i>Jacqueline M. HAMILTON (lxvii): <u>Climate and the Destination Choice of German Tourists</u></i>
NRM	22.2004	<i>Javier Rey-MAQUIEIRA PALMER, Javier LOZANO IBÁÑEZ and Carlos Mario GÓMEZ GÓMEZ (lxvii): <u>Land, Environmental Externalities and Tourism Development</u></i>
NRM	23.2004	<i>Pius ODUNGA and Henk FOLMER (lxvii): <u>Profiling Tourists for Balanced Utilization of Tourism-Based Resources in Kenya</u></i>
NRM	24.2004	<i>Jean-Jacques NOWAK, Mondher SAHLI and Pasquale M. SGRO (lxvii): <u>Tourism, Trade and Domestic Welfare</u></i>
NRM	25.2004	<i>Riaz SHAREEF (lxvii): <u>Country Risk Ratings of Small Island Tourism Economies</u></i>
NRM	26.2004	<i>Juan Luis EUGENIO-MARTÍN, Noelia MARTÍN MORALES and Riccardo SCARPA (lxvii): <u>Tourism and Economic Growth in Latin American Countries: A Panel Data Approach</u></i>
NRM	27.2004	<i>Raúl Hernández MARTÍN (lxvii): <u>Impact of Tourism Consumption on GDP. The Role of Imports</u></i>
CSRM	28.2004	<i>Nicoletta FERRO: <u>Cross-Country Ethical Dilemmas in Business: A Descriptive Framework</u></i>
NRM	29.2004	<i>Marian WEBER (lxvi): <u>Assessing the Effectiveness of Tradable Landuse Rights for Biodiversity Conservation: an Application to Canada's Boreal Mixedwood Forest</u></i>
NRM	30.2004	<i>Trond BJORN DAL, Phoebe KOUNDOURI and Sean PASCOE (lxvi): <u>Output Substitution in Multi-Species Trawl Fisheries: Implications for Quota Setting</u></i>
CCMP	31.2004	<i>Marzio GALEOTTI, Alessandra GORIA, Paolo MOMBRINI and Evi SPANTIDAKI: <u>Weather Impacts on Natural, Social and Economic Systems (WISE) Part I: Sectoral Analysis of Climate Impacts in Italy</u></i>
CCMP	32.2004	<i>Marzio GALEOTTI, Alessandra GORIA, Paolo MOMBRINI and Evi SPANTIDAKI: <u>Weather Impacts on Natural, Social and Economic Systems (WISE) Part II: Individual Perception of Climate Extremes in Italy</u></i>
CTN	33.2004	<i>Wilson PEREZ: <u>Divide and Conquer: Noisy Communication in Networks, Power, and Wealth Distribution</u></i>
KTHC	34.2004	<i>Gianmarco I.P. OTTAVIANO and Giovanni PERI (lxviii): <u>The Economic Value of Cultural Diversity: Evidence from US Cities</u></i>
KTHC	35.2004	<i>Linda CHAIB (lxviii): <u>Immigration and Local Urban Participatory Democracy: A Boston-Paris Comparison</u></i>

KTHC	36.2004	<i>Franca ECKERT COEN and Claudio ROSSI</i> (I xviii): <u>Foreigners, Immigrants, Host Cities: The Policies of Multi-Ethnicity in Rome. Reading Governance in a Local Context</u>
KTHC	37.2004	<i>Kristine CRANE</i> (I xviii): <u>Governing Migration: Immigrant Groups' Strategies in Three Italian Cities – Rome, Naples and Bari</u>
KTHC	38.2004	<i>Kiflemariam HAMDE</i> (I xviii): <u>Mind in Africa, Body in Europe: The Struggle for Maintaining and Transforming Cultural Identity - A Note from the Experience of Eritrean Immigrants in Stockholm</u>
ETA	39.2004	<i>Alberto CAVALIERE</i> : <u>Price Competition with Information Disparities in a Vertically Differentiated Duopoly</u>
PRA	40.2004	<i>Andrea BIGANO and Stef PROOST</i> : <u>The Opening of the European Electricity Market and Environmental Policy: Does the Degree of Competition Matter?</u>
CCMP	41.2004	<i>Micheal FINUS</i> (I xix): <u>International Cooperation to Resolve International Pollution Problems</u>
KTHC	42.2004	<i>Francesco CRESPI</i> : <u>Notes on the Determinants of Innovation: A Multi-Perspective Analysis</u>
CTN	43.2004	<i>Sergio CURRARINI and Marco MARINI</i> : <u>Coalition Formation in Games without Synergies</u>
CTN	44.2004	<i>Marc ESCRHUELA-VILLAR</i> : <u>Cartel Sustainability and Cartel Stability</u>
NRM	45.2004	<i>Sebastian BERVOETS and Nicolas GRAVEL</i> (I xvi): <u>Appraising Diversity with an Ordinal Notion of Similarity: An Axiomatic Approach</u>
NRM	46.2004	<i>Signe ANTHON and Bo JELLES MARK THORSEN</i> (I xvi): <u>Optimal Afforestation Contracts with Asymmetric Information on Private Environmental Benefits</u>
NRM	47.2004	<i>John MBURU</i> (I xvi): <u>Wildlife Conservation and Management in Kenya: Towards a Co-management Approach</u>
NRM	48.2004	<i>Ekin BIROL, Ágnes GYOVAI and Melinda SMALE</i> (I xvi): <u>Using a Choice Experiment to Value Agricultural Biodiversity on Hungarian Small Farms: Agri-Environmental Policies in a Transition al Economy</u>
CCMP	49.2004	<i>Gernot KLEPPER and Sonja PETERSON</i> : <u>The EU Emissions Trading Scheme. Allowance Prices, Trade Flows, Competitiveness Effects</u>
GG	50.2004	<i>Scott BARRETT and Michael HOEL</i> : <u>Optimal Disease Eradication</u>
CTN	51.2004	<i>Dinko DIMITROV, Peter BORM, Ruud HENDRICKX and Shao CHIN SUNG</i> : <u>Simple Priorities and Core Stability in Hedonic Games</u>
SIEV	52.2004	<i>Francesco RICCI</i> : <u>Channels of Transmission of Environmental Policy to Economic Growth: A Survey of the Theory</u>
SIEV	53.2004	<i>Anna ALBERINI, Maureen CROPPER, Alan KRUPNICK and Nathalie B. SIMON</i> : <u>Willingness to Pay for Mortality Risk Reductions: Does Latency Matter?</u>
NRM	54.2004	<i>Ingo BRÄUER and Rainer MARGGRAF</i> (I xvi): <u>Valuation of Ecosystem Services Provided by Biodiversity Conservation: An Integrated Hydrological and Economic Model to Value the Enhanced Nitrogen Retention in Renaturated Streams</u>
NRM	55.2004	<i>Timo GOESCHL and Tun LIN</i> (I xvi): <u>Biodiversity Conservation on Private Lands: Information Problems and Regulatory Choices</u>
NRM	56.2004	<i>Tom DEDEURWAERDERE</i> (I xvi): <u>Bioprospection: From the Economics of Contracts to Reflexive Governance</u>
CCMP	57.2004	<i>Katrin REHDANZ and David MADDISON</i> : <u>The Amenity Value of Climate to German Households</u>
CCMP	58.2004	<i>Koen SMEKENS and Bob VAN DER ZWAAN</i> : <u>Environmental Externalities of Geological Carbon Sequestration Effects on Energy Scenarios</u>
NRM	59.2004	<i>Valentina BOSETTI, Mariaester CASSINELLI and Alessandro LANZA</i> (I xvii): <u>Using Data Envelopment Analysis to Evaluate Environmentally Conscious Tourism Management</u>
NRM	60.2004	<i>Timo GOESCHL and Danilo CAMARGO IGLIORI</i> (I xvi): <u>Property Rights Conservation and Development: An Analysis of Extractive Reserves in the Brazilian Amazon</u>
CCMP	61.2004	<i>Barbara BUCHNER and Carlo CARRARO</i> : <u>Economic and Environmental Effectiveness of a Technology-based Climate Protocol</u>
NRM	62.2004	<i>Elissaios POPYRAKIS and Reyer GERLAGH</i> : <u>Resource-Abundance and Economic Growth in the U.S.</u>
NRM	63.2004	<i>Györgyi BELA, György PATAKI, Melinda SMALE and Mariann HAJDÚ</i> (I xvi): <u>Conserving Crop Genetic Resources on Smallholder Farms in Hungary: Institutional Analysis</u>
NRM	64.2004	<i>E.C.M. RUIJGROK and E.E.M. NILLESEN</i> (I xvi): <u>The Socio-Economic Value of Natural Riverbanks in the Netherlands</u>
NRM	65.2004	<i>E.C.M. RUIJGROK</i> (I xvi): <u>Reducing Acidification: The Benefits of Increased Nature Quality. Investigating the Possibilities of the Contingent Valuation Method</u>
ETA	66.2004	<i>Giannis VARDAS and Anastasios XEPAPADEAS</i> : <u>Uncertainty Aversion, Robust Control and Asset Holdings</u>
GG	67.2004	<i>Anastasios XEPAPADEAS and Constadina PASSA</i> : <u>Participation in and Compliance with Public Voluntary Environmental Programs: An Evolutionary Approach</u>
GG	68.2004	<i>Michael FINUS</i> : <u>Modesty Pays: Sometimes!</u>
NRM	69.2004	<i>Trond BJØRNDAL and Ana BRASÃO</i> : <u>The Northern Atlantic Bluefin Tuna Fisheries: Management and Policy Implications</u>
CTN	70.2004	<i>Alejandro CAPARRÓS, Abdelhakim HAMMOUDI and Tarik TAZDAÏT</i> : <u>On Coalition Formation with Heterogeneous Agents</u>
IEM	71.2004	<i>Massimo GIOVANNINI, Margherita GRASSO, Alessandro LANZA and Matteo MANERA</i> : <u>Conditional Correlations in the Returns on Oil Companies Stock Prices and Their Determinants</u>
IEM	72.2004	<i>Alessandro LANZA, Matteo MANERA and Michael MCALEER</i> : <u>Modelling Dynamic Conditional Correlations in WTI Oil Forward and Futures Returns</u>
SIEV	73.2004	<i>Margarita GENIUS and Elisabetta STRAZZERA</i> : <u>The Copula Approach to Sample Selection Modelling: An Application to the Recreational Value of Forests</u>

CCMP	74.2004	<i>Rob DELLINK and Ekko van IERLAND</i> : <u>Pollution Abatement in the Netherlands: A Dynamic Applied General Equilibrium Assessment</u>
ETA	75.2004	<i>Rosella LEVAGGI and Michele MORETTO</i> : <u>Investment in Hospital Care Technology under Different Purchasing Rules: A Real Option Approach</u>
CTN	76.2004	<i>Salvador BARBERÀ and Matthew O. JACKSON</i> (lxx): <u>On the Weights of Nations: Assigning Voting Weights in a Heterogeneous Union</u>
CTN	77.2004	<i>Àlex ARENAS, Antonio CABRALES, Albert DÍAZ-GUILERA, Roger GUIMERA and Fernando VEGA-REDONDO</i> (lxx): <u>Optimal Information Transmission in Organizations: Search and Congestion</u>
CTN	78.2004	<i>Francis BLOCH and Armando GOMES</i> (lxx): <u>Contracting with Externalities and Outside Options</u>
CTN	79.2004	<i>Rabah AMIR, Effrosyni DIAMANTOUDI and Licun XUE</i> (lxx): <u>Merger Performance under Uncertain Efficiency Gains</u>
CTN	80.2004	<i>Francis BLOCH and Matthew O. JACKSON</i> (lxx): <u>The Formation of Networks with Transfers among Players</u>
CTN	81.2004	<i>Daniel DIERMEIER, Hülya ERASLAN and Antonio MERLO</i> (lxx): <u>Bicameralism and Government Formation</u>
CTN	82.2004	<i>Rod GARRATT, James E. PARCO, Cheng-ZHONG QIN and Amnon RAPOPORT</i> (lxx): <u>Potential Maximization and Coalition Government Formation</u>
CTN	83.2004	<i>Kfir ELIAZ, Debraj RAY and Ronny RAZIN</i> (lxx): <u>Group Decision-Making in the Shadow of Disagreement</u>
CTN	84.2004	<i>Sanjeev GOYAL, Marco van der LEIJ and José Luis MORAGA-GONZÁLEZ</i> (lxx): <u>Economics: An Emerging Small World?</u>
CTN	85.2004	<i>Edward CARTWRIGHT</i> (lxx): <u>Learning to Play Approximate Nash Equilibria in Games with Many Players</u>
IEM	86.2004	<i>Finn R. FØRSUND and Michael HOEL</i> : <u>Properties of a Non-Competitive Electricity Market Dominated by Hydroelectric Power</u>
KTHC	87.2004	<i>Elissaios PAPYRAKIS and Reyer GERLAGH</i> : <u>Natural Resources, Investment and Long-Term Income</u>
CCMP	88.2004	<i>Marzio GALEOTTI and Claudia KEMFERT</i> : <u>Interactions between Climate and Trade Policies: A Survey</u>
IEM	89.2004	<i>A. MARKANDYA, S. PEDROSO and D. STREIMIKIENE</i> : <u>Energy Efficiency in Transition Economies: Is There Convergence Towards the EU Average?</u>
GG	90.2004	<i>Rolf GOLOMBEK and Michael HOEL</i> : <u>Climate Agreements and Technology Policy</u>
PRA	91.2004	<i>Sergei IZMALKOV</i> (lxv): <u>Multi-Unit Open Ascending Price Efficient Auction</u>
KTHC	92.2004	<i>Gianmarco I.P. OTTAVIANO and Giovanni PERI</i> : <u>Cities and Cultures</u>
KTHC	93.2004	<i>Massimo DEL GATTO</i> : <u>Agglomeration, Integration, and Territorial Authority Scale in a System of Trading Cities. Centralisation versus devolution</u>
CCMP	94.2004	<i>Pierre-André JOUVET, Philippe MICHEL and Gilles ROTILLON</i> : <u>Equilibrium with a Market of Permits</u>
CCMP	95.2004	<i>Bob van der ZWAAN and Reyer GERLAGH</i> : <u>Climate Uncertainty and the Necessity to Transform Global Energy Supply</u>
CCMP	96.2004	<i>Francesco BOSELLO, Marco LAZZARIN, Roberto ROSON and Richard S.J. TOL</i> : <u>Economy-Wide Estimates of the Implications of Climate Change: Sea Level Rise</u>
CTN	97.2004	<i>Gustavo BERGANTIÑOS and Juan J. VIDAL-PUGA</i> : <u>Defining Rules in Cost Spanning Tree Problems Through the Canonical Form</u>
CTN	98.2004	<i>Siddhartha BANDYOPADHYAY and Mandar OAK</i> : <u>Party Formation and Coalitional Bargaining in a Model of Proportional Representation</u>
GG	99.2004	<i>Hans-Peter WEIKARD, Michael FINUS and Juan-Carlos ALTAMIRANO-CABRERA</i> : <u>The Impact of Surplus Sharing on the Stability of International Climate Agreements</u>
SIEV	100.2004	<i>Chiara M. TRAVISI and Peter NIJKAMP</i> : <u>Willingness to Pay for Agricultural Environmental Safety: Evidence from a Survey of Milan, Italy, Residents</u>
SIEV	101.2004	<i>Chiara M. TRAVISI, Raymond J. G. M. FLORAX and Peter NIJKAMP</i> : <u>A Meta-Analysis of the Willingness to Pay for Reductions in Pesticide Risk Exposure</u>
NRM	102.2004	<i>Valentina BOSETTI and David TOMBERLIN</i> : <u>Real Options Analysis of Fishing Fleet Dynamics: A Test</u>
CCMP	103.2004	<i>Alessandra GORIA e Gretel GAMBARELLI</i> : <u>Economic Evaluation of Climate Change Impacts and Adaptability in Italy</u>
PRA	104.2004	<i>Massimo FLORIO and Mara GRASSEN</i> : <u>The Missing Shock: The Macroeconomic Impact of British Privatisation</u>
PRA	105.2004	<i>John BENNETT, Saul ESTRIN, James MAW and Giovanni URGA</i> : <u>Privatisation Methods and Economic Growth in Transition Economies</u>
PRA	106.2004	<i>Kira BÖRNER</i> : <u>The Political Economy of Privatization: Why Do Governments Want Reforms?</u>
PRA	107.2004	<i>Pehr-Johan NORBÄCK and Lars PERSSON</i> : <u>Privatization and Restructuring in Concentrated Markets</u>
SIEV	108.2004	<i>Angela GRANZOTTO, Fabio PRANOVI, Simone LIBRALATO, Patrizia TORRICELLI and Danilo MAINARDI</i> : <u>Comparison between Artisanal Fishery and Manila Clam Harvesting in the Venice Lagoon by Using Ecosystem Indicators: An Ecological Economics Perspective</u>
CTN	109.2004	<i>Somdeb LAHIRI</i> : <u>The Cooperative Theory of Two Sided Matching Problems: A Re-examination of Some Results</u>
NRM	110.2004	<i>Giuseppe DI VITA</i> : <u>Natural Resources Dynamics: Another Look</u>
SIEV	111.2004	<i>Anna ALBERINI, Alistair HUNT and Anil MARKANDYA</i> : <u>Willingness to Pay to Reduce Mortality Risks: Evidence from a Three-Country Contingent Valuation Study</u>
KTHC	112.2004	<i>Valeria PAPPONETTI and Dino PINELLI</i> : <u>Scientific Advice to Public Policy-Making</u>
SIEV	113.2004	<i>Paulo A.L.D. NUNES and Laura ONOFRI</i> : <u>The Economics of Warm Glow: A Note on Consumer's Behavior and Public Policy Implications</u>
IEM	114.2004	<i>Patrick CAYRADE</i> : <u>Investments in Gas Pipelines and Liquefied Natural Gas Infrastructure What is the Impact on the Security of Supply?</u>
IEM	115.2004	<i>Valeria COSTANTINI and Francesco GRACCEVA</i> : <u>Oil Security. Short- and Long-Term Policies</u>

IEM	116.2004	<i>Valeria COSTANTINI and Francesco GRACCEVA: <u>Social Costs of Energy Disruptions</u></i>
IEM	117.2004	<i>Christian EGENHOFER, Kyriakos GIALOGLOU, Giacomo LUCIANI, Maroeska BOOTS, Martin SCHEEPERS, Valeria COSTANTINI, Francesco GRACCEVA, Anil MARKANDYA and Giorgio VICINI: <u>Market-Based Options for Security of Energy Supply</u></i>
IEM	118.2004	<i>David FISK: <u>Transport Energy Security. The Unseen Risk?</u></i>
IEM	119.2004	<i>Giacomo LUCIANI: <u>Security of Supply for Natural Gas Markets. What is it and What is it not?</u></i>
IEM	120.2004	<i>L.J. de VRIES and R.A. HAKVOORT: <u>The Question of Generation Adequacy in Liberalised Electricity Markets</u></i>
KTHC	121.2004	<i>Alberto PETRUCCI: <u>Asset Accumulation, Fertility Choice and Nondegenerate Dynamics in a Small Open Economy</u></i>
NRM	122.2004	<i>Carlo GIUPPONI, Jaroslaw MYSLAK and Anita FASSIO: <u>An Integrated Assessment Framework for Water Resources Management: A DSS Tool and a Pilot Study Application</u></i>
NRM	123.2004	<i>Margaretha BREIL, Anita FASSIO, Carlo GIUPPONI and Paolo ROSATO: <u>Evaluation of Urban Improvement on the Islands of the Venice Lagoon: A Spatially-Distributed Hedonic-Hierarchical Approach</u></i>
ETA	124.2004	<i>Paul MENSINK: <u>Instant Efficient Pollution Abatement Under Non-Linear Taxation and Asymmetric Information: The Differential Tax Revisited</u></i>
NRM	125.2004	<i>Mauro FABIANO, Gabriella CAMARSA, Rosanna DURSI, Roberta IVALDI, Valentina MARIN and Francesca PALMISANI: <u>Integrated Environmental Study for Beach Management: A Methodological Approach</u></i>
PRA	126.2004	<i>Irena GROSFELD and Iraj HASHI: <u>The Emergence of Large Shareholders in Mass Privatized Firms: Evidence from Poland and the Czech Republic</u></i>
CCMP	127.2004	<i>Maria BERRITTELLA, Andrea BIGANO, Roberto ROSON and Richard S.J. TOL: <u>A General Equilibrium Analysis of Climate Change Impacts on Tourism</u></i>
CCMP	128.2004	<i>Reyer GERLAGH: <u>A Climate-Change Policy Induced Shift from Innovations in Energy Production to Energy Savings</u></i>
NRM	129.2004	<i>Elissaios POPYRAKIS and Reyer GERLAGH: <u>Natural Resources, Innovation, and Growth</u></i>
PRA	130.2004	<i>Bernardo BORTOLOTTI and Mara FACCIO: <u>Reluctant Privatization</u></i>
SIEV	131.2004	<i>Riccardo SCARPA and Mara THIENE: <u>Destination Choice Models for Rock Climbing in the Northeast Alps: A Latent-Class Approach Based on Intensity of Participation</u></i>
SIEV	132.2004	<i>Riccardo SCARPA Kenneth G. WILLIS and Melinda ACUTT: <u>Comparing Individual-Specific Benefit Estimates for Public Goods: Finite Versus Continuous Mixing in Logit Models</u></i>
IEM	133.2004	<i>Santiago J. RUBIO: <u>On Capturing Oil Rents with a National Excise Tax Revisited</u></i>
ETA	134.2004	<i>Ascensión ANDINA DÍAZ: <u>Political Competition when Media Create Candidates' Charisma</u></i>
SIEV	135.2004	<i>Anna ALBERINI: <u>Robustness of VSL Values from Contingent Valuation Surveys</u></i>
CCMP	136.2004	<i>Gernot KLEPPER and Sonja PETERSON: <u>Marginal Abatement Cost Curves in General Equilibrium: The Influence of World Energy Prices</u></i>
ETA	137.2004	<i>Herbert DAWID, Christophe DEISSENBERG and Pavel ŠEVČIK: <u>Cheap Talk, Gullibility, and Welfare in an Environmental Taxation Game</u></i>
CCMP	138.2004	<i>ZhongXiang ZHANG: <u>The World Bank's Prototype Carbon Fund and China</u></i>
CCMP	139.2004	<i>Reyer GERLAGH and Marjan W. HOFKES: <u>Time Profile of Climate Change Stabilization Policy</u></i>
NRM	140.2004	<i>Chiara D'ALPAOS and Michele MORETTO: <u>The Value of Flexibility in the Italian Water Service Sector: A Real Option Analysis</u></i>
PRA	141.2004	<i>Patrick BAJARI, Stephanie HOUGHTON and Steven TADELIS (lxxi): <u>Bidding for Incomplete Contracts</u></i>
PRA	142.2004	<i>Susan ATHEY, Jonathan LEVIN and Enrique SEIRA (lxxi): <u>Comparing Open and Sealed Bid Auctions: Theory and Evidence from Timber Auctions</u></i>
PRA	143.2004	<i>David GOLDREICH (lxxi): <u>Behavioral Biases of Dealers in U.S. Treasury Auctions</u></i>
PRA	144.2004	<i>Roberto BURGNET (lxxi): <u>Optimal Procurement Auction for a Buyer with Downward Sloping Demand: More Simple Economics</u></i>
PRA	145.2004	<i>Ali HORTACSU and Samita SAREEN (lxxi): <u>Order Flow and the Formation of Dealer Bids: An Analysis of Information and Strategic Behavior in the Government of Canada Securities Auctions</u></i>
PRA	146.2004	<i>Victor GINSBURGH, Patrick LEGROS and Nicolas SAHUGUET (lxxi): <u>How to Win Twice at an Auction. On the Incidence of Commissions in Auction Markets</u></i>
PRA	147.2004	<i>Claudio MEZZETTI, Aleksandar PEKEČ and Ilia TSETLIN (lxxi): <u>Sequential vs. Single-Round Uniform-Price Auctions</u></i>
PRA	148.2004	<i>John ASKER and Estelle CANTILLON (lxxi): <u>Equilibrium of Scoring Auctions</u></i>
PRA	149.2004	<i>Philip A. HAILE, Han HONG and Matthew SHUM (lxxi): <u>Nonparametric Tests for Common Values in First-Price Sealed-Bid Auctions</u></i>
PRA	150.2004	<i>François DEGEORGE, François DERRIEN and Kent L. WOMACK (lxxi): <u>Quid Pro Quo in IPOs: Why Bookbuilding is Dominating Auctions</u></i>
CCMP	151.2004	<i>Barbara BUCHNER and Silvia DALL'OLIO: <u>Russia: The Long Road to Ratification. Internal Institution and Pressure Groups in the Kyoto Protocol's Adoption Process</u></i>
CCMP	152.2004	<i>Carlo CARRARO and Marzio GALEOTTI: <u>Does Endogenous Technical Change Make a Difference in Climate Policy Analysis? A Robustness Exercise with the FEEM-RICE Model</u></i>
PRA	153.2004	<i>Alejandro M. MANELLI and Daniel R. VINCENT (lxxi): <u>Multidimensional Mechanism Design: Revenue Maximization and the Multiple-Good Monopoly</u></i>
ETA	154.2004	<i>Nicola ACOCELLA, Giovanni Di BARTOLOMEO and Wilfried PAUWELS: <u>Is there any Scope for Corporatism in Stabilization Policies?</u></i>
CTN	155.2004	<i>Johan EYCKMANS and Michael FINUS: <u>An Almost Ideal Sharing Scheme for Coalition Games with Externalities</u></i>
CCMP	156.2004	<i>Cesare DOSI and Michele MORETTO: <u>Environmental Innovation, War of Attrition and Investment Grants</u></i>

CCMP	157.2004	<i>Valentina BOSETTI, Marzio GALEOTTI and Alessandro LANZA: <u>How Consistent are Alternative Short-Term Climate Policies with Long-Term Goals?</u></i>
ETA	158.2004	<i>Y. Hossein FARZIN and Ken-Ichi AKAO: <u>Non-pecuniary Value of Employment and Individual Labor Supply</u></i>
ETA	159.2004	<i>William BROCK and Anastasios XEPAPADEAS: <u>Spatial Analysis: Development of Descriptive and Normative Methods with Applications to Economic-Ecological Modelling</u></i>
KTHC	160.2004	<i>Alberto PETRUCCI: <u>On the Incidence of a Tax on PureRent with Infinite Horizons</u></i>
IEM	161.2004	<i>Xavier LABANDEIRA, José M. LABEAGA and Miguel RODRÍGUEZ: <u>Microsimulating the Effects of Household Energy Price Changes in Spain</u></i>

NOTE DI LAVORO PUBLISHED IN 2005

CCMP	1.2005	<i>Stéphane HALLEGATTE: <u>Accounting for Extreme Events in the Economic Assessment of Climate Change</u></i>
CCMP	2.2005	<i>Qiang WU and Paulo Augusto NUNES: <u>Application of Technological Control Measures on Vehicle Pollution: A Cost-Benefit Analysis in China</u></i>
CCMP	3.2005	<i>Andrea BIGANO, Jacqueline M. HAMILTON, Maren LAU, Richard S.J. TOL and Yuan ZHOU: <u>A Global Database of Domestic and International Tourist Numbers at National and Subnational Level</u></i>
CCMP	4.2005	<i>Andrea BIGANO, Jacqueline M. HAMILTON and Richard S.J. TOL: <u>The Impact of Climate on Holiday Destination Choice</u></i>
ETA	5.2005	<i>Hubert KEMPF: <u>Is Inequality Harmful for the Environment in a Growing Economy?</u></i>
CCMP	6.2005	<i>Valentina BOSETTI, Carlo CARRARO and Marzio GALEOTTI: <u>The Dynamics of Carbon and Energy Intensity in a Model of Endogenous Technical Change</u></i>
IEM	7.2005	<i>David CALEF and Robert GOBLE: <u>The Allure of Technology: How France and California Promoted Electric Vehicles to Reduce Urban Air Pollution</u></i>
ETA	8.2005	<i>Lorenzo PELLEGRINI and Reyer GERLAGH: <u>An Empirical Contribution to the Debate on Corruption Democracy and Environmental Policy</u></i>
CCMP	9.2005	<i>Angelo ANTOCI: <u>Environmental Resources Depletion and Interplay Between Negative and Positive Externalities in a Growth Model</u></i>
CTN	10.2005	<i>Frédéric DEROLAN: <u>Cost-Reducing Alliances and Local Spillovers</u></i>
NRM	11.2005	<i>Francesco SINDICO: <u>The GMO Dispute before the WTO: Legal Implications for the Trade and Environment Debate</u></i>
KTHC	12.2005	<i>Carla MASSIDDA: <u>Estimating the New Keynesian Phillips Curve for Italian Manufacturing Sectors</u></i>
KTHC	13.2005	<i>Michele MORETTO and Gianpaolo ROSSINI: <u>Start-up Entry Strategies: Employer vs. Nonemployer firms</u></i>
PRCG	14.2005	<i>Clara GRAZIANO and Annalisa LUPORINI: <u>Ownership Concentration, Monitoring and Optimal Board Structure</u></i>
CSRM	15.2005	<i>Parashar KULKARNI: <u>Use of Ecolabels in Promoting Exports from Developing Countries to Developed Countries: Lessons from the Indian LeatherFootwear Industry</u></i>
KTHC	16.2005	<i>Adriana DI LIBERTO, Roberto MURA and Francesco PIGLIARU: <u>How to Measure the Unobservable: A Panel Technique for the Analysis of TFP Convergence</u></i>
KTHC	17.2005	<i>Alireza NAGHAVI: <u>Asymmetric Labor Markets, Southern Wages, and the Location of Firms</u></i>
KTHC	18.2005	<i>Alireza NAGHAVI: <u>Strategic Intellectual Property Rights Policy and North-South Technology Transfer</u></i>
KTHC	19.2005	<i>Mombert HOPPE: <u>Technology Transfer Through Trade</u></i>
PRCG	20.2005	<i>Roberto ROSON: <u>Platform Competition with Endogenous Multihoming</u></i>
CCMP	21.2005	<i>Barbara BUCHNER and Carlo CARRARO: <u>Regional and Sub-Global Climate Blocs. A Game Theoretic Perspective on Bottom-up Climate Regimes</u></i>
IEM	22.2005	<i>Fausto CAVALLARO: <u>An Integrated Multi-Criteria System to Assess Sustainable Energy Options: An Application of the Promethee Method</u></i>
CTN	23.2005	<i>Michael FINUS, Pierre v. MOUCHE and Bianca RUNDSHAGEN: <u>Uniqueness of Coalitional Equilibria</u></i>
IEM	24.2005	<i>Wietze LISE: <u>Decomposition of CO2 Emissions over 1980–2003 in Turkey</u></i>
CTN	25.2005	<i>Somdeb LAHIRI: <u>The Core of Directed Network Problems with Quotas</u></i>
SIEV	26.2005	<i>Susanne MENZEL and Riccardo SCARPA: <u>Protection Motivation Theory and Contingent Valuation: Perceived Realism, Threat and WTP Estimates for Biodiversity Protection</u></i>
NRM	27.2005	<i>Massimiliano MAZZANTI and Anna MONTINI: <u>The Determinants of Residential Water Demand Empirical Evidence for a Panel of Italian Municipalities</u></i>
CCMP	28.2005	<i>Laurent GILOTTE and Michel de LARA: <u>Precautionary Effect and Variations of the Value of Information</u></i>
NRM	29.2005	<i>Paul SARFO-MENSAH: <u>Exportation of Timber in Ghana: The Menace of Illegal Logging Operations</u></i>
CCMP	30.2005	<i>Andrea BIGANO, Alessandra GORIA, Jacqueline HAMILTON and Richard S.J. TOL: <u>The Effect of Climate Change and Extreme Weather Events on Tourism</u></i>
NRM	31.2005	<i>Maria Angeles GARCIA-VALIÑAS: <u>Decentralization and Environment: An Application to Water Policies</u></i>
NRM	32.2005	<i>Chiara D'ALPAOS, Cesare DOSI and Michele MORETTO: <u>Concession Length and Investment Timing Flexibility</u></i>
CCMP	33.2005	<i>Joseph HUBER: <u>Key Environmental Innovations</u></i>
CTN	34.2005	<i>Antoni CALVÓ-ARMENGOL and Rahmi İLKILIÇ (Ixxii): <u>Pairwise-Stability and Nash Equilibria in Network Formation</u></i>
CTN	35.2005	<i>Francesco FERI (Ixxii): <u>Network Formation with Endogenous Decay</u></i>
CTN	36.2005	<i>Frank H. PAGE, Jr. and Myrna H. WOODERS (Ixxii): <u>Strategic Basins of Attraction, the Farsighted Core, and Network Formation Games</u></i>

CTN	37.2005	<i>Alessandra CASELLA and Nobuyuki HANAOKI</i> (lxxii): <u>Information Channels in Labor Markets. On the Resilience of Referral Hiring</u>
CTN	38.2005	<i>Matthew O. JACKSON and Alison WATTS</i> (lxxii): <u>Social Games: Matching and the Play of Finitely Repeated Games</u>
CTN	39.2005	<i>Anna BOGOMOLNAIA, Michel LE BRETON, Alexei SAVVATEEV and Shlomo WEBER</i> (lxxii): <u>The Egalitarian Sharing Rule in Provision of Public Projects</u>
CTN	40.2005	<i>Francesco FERI</i> : <u>Stochastic Stability in Network with Decay</u>
CTN	41.2005	<i>Aart de ZEEUW</i> (lxxii): <u>Dynamic Effects on the Stability of International Environmental Agreements</u>
NRM	42.2005	<i>C. Martijn van der HEIDE, Jeroen C.J.M. van den BERGH, Ekko C. van IERLAND and Paulo A.L.D. NUNES</i> : <u>Measuring the Economic Value of Two Habitat Defragmentation Policy Scenarios for the Veluwe, The Netherlands</u>
PRCG	43.2005	<i>Carla VIEIRA and Ana Paula SERRA</i> : <u>Abnormal Returns in Privatization Public Offerings: The Case of Portuguese Firms</u>
SIEV	44.2005	<i>Anna ALBERINI, Valentina ZANATTA and Paolo ROSATO</i> : <u>Combining Actual and Contingent Behavior to Estimate the Value of Sports Fishing in the Lagoon of Venice</u>
CTN	45.2005	<i>Michael FINUS and Bianca RUNDSHAGEN</i> : <u>Participation in International Environmental Agreements: The Role of Timing and Regulation</u>
CCMP	46.2005	<i>Lorenzo PELLEGRINI and Reyer GERLAGH</i> : <u>Are EU Environmental Policies Too Demanding for New Members States?</u>
IEM	47.2005	<i>Matteo MANERA</i> : <u>Modeling Factor Demands with SEM and VAR: An Empirical Comparison</u>
CTN	48.2005	<i>Olivier TERCIEUX and Vincent VANNETELBOSCH</i> (lxx): <u>A Characterization of Stochastically Stable Networks</u>
CTN	49.2005	<i>Ana MAULEON, José SEMPERE-MONERRIS and Vincent J. VANNETELBOSCH</i> (lxxii): <u>R&D Networks Among Unionized Firms</u>
CTN	50.2005	<i>Carlo CARRARO, Johan EYCKMANS and Michael FINUS</i> : <u>Optimal Transfers and Participation Decisions in International Environmental Agreements</u>
KTHC	51.2005	<i>Valeria GATTAI</i> : <u>From the Theory of the Firm to FDI and Internalisation: A Survey</u>
CCMP	52.2005	<i>Alireza NAGHAVI</i> : <u>Multilateral Environmental Agreements and Trade Obligations: A Theoretical Analysis of the Doha Proposal</u>
SIEV	53.2005	<i>Margaretha BREIL, Gretel GAMBARELLI and Paulo A.L.D. NUNES</i> : <u>Economic Valuation of On Site Material Damages of High Water on Economic Activities based in the City of Venice: Results from a Dose-Response-Expert-Based Valuation Approach</u>
ETA	54.2005	<i>Alessandra del BOCA, Marzio GALEOTTI, Charles P. HIMMELBERG and Paola ROTA</i> : <u>Investment and Time to Plan: A Comparison of Structures vs. Equipment in a Panel of Italian Firms</u>
CCMP	55.2005	<i>Gernot KLEPPER and Sonja PETERSON</i> : <u>Emissions Trading, CDM, JI, and More – The Climate Strategy of the EU</u>
ETA	56.2005	<i>Maia DAVID and Bernard SINCLAIR-DESGAGNÉ</i> : <u>Environmental Regulation and the Eco-Industry</u>
ETA	57.2005	<i>Alain-Désiré NIMUBONA and Bernard SINCLAIR-DESGAGNÉ</i> : <u>The Pigouvian Tax Rule in the Presence of an Eco-Industry</u>
NRM	58.2005	<i>Helmut KARL, Antje MÖLLER, Ximena MATUS, Edgar GRANDE and Robert KAISER</i> : <u>Environmental Innovations: Institutional Impacts on Co-operations for Sustainable Development</u>
SIEV	59.2005	<i>Dimitra VOUVAKI and Anastasios XEPAPADEAS</i> (lxxiii): <u>Criteria for Assessing Sustainable Development: Theoretical Issues and Empirical Evidence for the Case of Greece</u>
CCMP	60.2005	<i>Andreas LÖSCHEL and Dirk T.G. RÜBBELKE</i> : <u>Impure Public Goods and Technological Interdependencies</u>
PRCG	61.2005	<i>Christoph A. SCHALTEGGER and Benno TORGLER</i> : <u>Trust and Fiscal Performance: A Panel Analysis with Swiss Data</u>
ETA	62.2005	<i>Irene VALSECCHI</i> : <u>A Role for Instructions</u>
NRM	63.2005	<i>Valentina BOSETTI and Gianni LOCATELLI</i> : <u>A Data Envelopment Analysis Approach to the Assessment of Natural Parks' Economic Efficiency and Sustainability. The Case of Italian National Parks</u>
SIEV	64.2005	<i>Arianne T. de BLAEIJ, Paulo A.L.D. NUNES and Jeroen C.J.M. van den BERGH</i> : <u>Modeling 'No-choice' Responses in Attribute Based Valuation Surveys</u>
CTN	65.2005	<i>Carlo CARRARO, Carmen MARCHIORI and Alessandra SGOBBI</i> : <u>Applications of Negotiation Theory to Water Issues</u>
CTN	66.2005	<i>Carlo CARRARO, Carmen MARCHIORI and Alessandra SGOBBI</i> : <u>Advances in Negotiation Theory: Bargaining, Coalitions and Fairness</u>
KTHC	67.2005	<i>Sandra WALLMAN</i> (lxxiv): <u>Network Capital and Social Trust: Pre-Conditions for 'Good' Diversity?</u>
KTHC	68.2005	<i>Asimina CHRISTOFOROU</i> (lxxiv): <u>On the Determinants of Social Capital in Greece Compared to Countries of the European Union</u>
KTHC	69.2005	<i>Eric M. USLANER</i> (lxxiv): <u>Varieties of Trust</u>
KTHC	70.2005	<i>Thomas P. LYON</i> (lxxiv): <u>Making Capitalism Work: Social Capital and Economic Growth in Italy, 1970-1995</u>
KTHC	71.2005	<i>Graziella BERTOCCHI and Chiara STROZZI</i> (lxxv): <u>Citizenship Laws and International Migration in Historical Perspective</u>
KTHC	72.2005	<i>Elsbeth van HYLCKAMA Vlieg</i> (lxxv): <u>Accommodating Differences</u>
KTHC	73.2005	<i>Renato SANSA and Ercole SORI</i> (lxxv): <u>Governance of Diversity Between Social Dynamics and Conflicts in Multicultural Cities. A Selected Survey on Historical Bibliography</u>
IEM	74.2005	<i>Alberto LONGO and Anil MARKANDYA</i> : <u>Identification of Options and Policy Instruments for the Internalisation of External Costs of Electricity Generation. Dissemination of External Costs of Electricity Supply Making Electricity External Costs Known to Policy-Makers</u> <u>MAXIMA</u>

IEM 75.2005 *Margherita GRASSO and Matteo MANERA: Asymmetric Error Correction Models for the Oil-Gasoline Price Relationship*

- (lxv) This paper was presented at the EuroConference on “Auctions and Market Design: Theory, Evidence and Applications” organised by Fondazione Eni Enrico Mattei and sponsored by the EU, Milan, September 25-27, 2003
- (lxvi) This paper has been presented at the 4th BioEcon Workshop on “Economic Analysis of Policies for Biodiversity Conservation” organised on behalf of the BIOECON Network by Fondazione Eni Enrico Mattei, Venice International University (VIU) and University College London (UCL), Venice, August 28-29, 2003
- (lxvii) This paper has been presented at the international conference on “Tourism and Sustainable Economic Development – Macro and Micro Economic Issues” jointly organised by CRENoS (Università di Cagliari e Sassari, Italy) and Fondazione Eni Enrico Mattei, and supported by the World Bank, Sardinia, September 19-20, 2003
- (lxviii) This paper was presented at the ENGIME Workshop on “Governance and Policies in Multicultural Cities”, Rome, June 5-6, 2003
- (lxix) This paper was presented at the Fourth EEP Plenary Workshop and EEP Conference “The Future of Climate Policy”, Cagliari, Italy, 27-28 March 2003
- (lxx) This paper was presented at the 9th Coalition Theory Workshop on "Collective Decisions and Institutional Design" organised by the Universitat Autònoma de Barcelona and held in Barcelona, Spain, January 30-31, 2004
- (lxxi) This paper was presented at the EuroConference on “Auctions and Market Design: Theory, Evidence and Applications”, organised by Fondazione Eni Enrico Mattei and Consip and sponsored by the EU, Rome, September 23-25, 2004
- (lxxii) This paper was presented at the 10th Coalition Theory Network Workshop held in Paris, France on 28-29 January 2005 and organised by EUREQua.
- (lxxiii) This paper was presented at the 2nd Workshop on "Inclusive Wealth and Accounting Prices" held in Trieste, Italy on 13-15 April 2005 and organised by the Ecological and Environmental Economics - EEE Programme, a joint three-year programme of ICTP - The Abdus Salam International Centre for Theoretical Physics, FEEM - Fondazione Eni Enrico Mattei, and The Beijer International Institute of Ecological Economics.
- (lxxiv) This paper was presented at the ENGIME Workshop on “Trust and social capital in multicultural cities” Athens, January 19-20, 2004
- (lxxv) This paper was presented at the ENGIME Workshop on “Diversity as a source of growth” Rome November 18-19, 2004

2004 SERIES

CCMP	<i>Climate Change Modelling and Policy</i> (Editor: Marzio Galeotti)
GG	<i>Global Governance</i> (Editor: Carlo Carraro)
SIEV	<i>Sustainability Indicators and Environmental Valuation</i> (Editor: Anna Alberini)
NRM	<i>Natural Resources Management</i> (Editor: Carlo Giupponi)
KTHC	<i>Knowledge, Technology, Human Capital</i> (Editor: Gianmarco Ottaviano)
IEM	<i>International Energy Markets</i> (Editor: Anil Markandya)
CSRM	<i>Corporate Social Responsibility and Sustainable Management</i> (Editor: Sabina Ratti)
PRA	<i>Privatisation, Regulation, Antitrust</i> (Editor: Bernardo Bortolotti)
ETA	<i>Economic Theory and Applications</i> (Editor: Carlo Carraro)
CTN	<i>Coalition Theory Network</i>

2005 SERIES

CCMP	<i>Climate Change Modelling and Policy</i> (Editor: Marzio Galeotti)
SIEV	<i>Sustainability Indicators and Environmental Valuation</i> (Editor: Anna Alberini)
NRM	<i>Natural Resources Management</i> (Editor: Carlo Giupponi)
KTHC	<i>Knowledge, Technology, Human Capital</i> (Editor: Gianmarco Ottaviano)
IEM	<i>International Energy Markets</i> (Editor: Anil Markandya)
CSRM	<i>Corporate Social Responsibility and Sustainable Management</i> (Editor: Sabina Ratti)
PRCG	<i>Privatisation Regulation Corporate Governance</i> (Editor: Bernardo Bortolotti)
ETA	<i>Economic Theory and Applications</i> (Editor: Carlo Carraro)
CTN	<i>Coalition Theory Network</i>