

Rus, Horatiu A.

Working Paper

Renewable Resources, Pollution and Trade in a Small Open Economy

Nota di Lavoro, No. 140.2006

Provided in Cooperation with:

Fondazione Eni Enrico Mattei (FEEM)

Suggested Citation: Rus, Horatiu A. (2006) : Renewable Resources, Pollution and Trade in a Small Open Economy, Nota di Lavoro, No. 140.2006, Fondazione Eni Enrico Mattei (FEEM), Milano

This Version is available at:

<https://hdl.handle.net/10419/74133>

Standard-Nutzungsbedingungen:

Die Dokumente auf EconStor dürfen zu eigenen wissenschaftlichen Zwecken und zum Privatgebrauch gespeichert und kopiert werden.

Sie dürfen die Dokumente nicht für öffentliche oder kommerzielle Zwecke vervielfältigen, öffentlich ausstellen, öffentlich zugänglich machen, vertreiben oder anderweitig nutzen.

Sofern die Verfasser die Dokumente unter Open-Content-Lizenzen (insbesondere CC-Lizenzen) zur Verfügung gestellt haben sollten, gelten abweichend von diesen Nutzungsbedingungen die in der dort genannten Lizenz gewährten Nutzungsrechte.

Terms of use:

Documents in EconStor may be saved and copied for your personal and scholarly purposes.

You are not to copy documents for public or commercial purposes, to exhibit the documents publicly, to make them publicly available on the internet, or to distribute or otherwise use the documents in public.

If the documents have been made available under an Open Content Licence (especially Creative Commons Licences), you may exercise further usage rights as specified in the indicated licence.

Renewable Resources, Pollution and Trade in a Small Open Economy

Horațiu A. Rus

NOTA DI LAVORO 140.2006

NOVEMBER 2006

CCMP – Climate Change Modelling and Policy

Horațiu A. Rus, *Department of Economics, University of British Columbia*

This paper can be downloaded without charge at:

The Fondazione Eni Enrico Mattei Note di Lavoro Series Index:
<http://www.feem.it/Feem/Pub/Publications/WPapers/default.htm>

Social Science Research Network Electronic Paper Collection:
<http://ssrn.com/abstract=946156>

The opinions expressed in this paper do not necessarily reflect the position of
Fondazione Eni Enrico Mattei
Corso Magenta, 63, 20123 Milano (I), web site: www.feem.it, e-mail: working.papers@feem.it

Renewable Resources, Pollution and Trade in a Small Open Economy

Summary

Industrial pollution can have damaging effects on resource-based productive sectors. International trade creates opportunities for overexploitation of the open-access renewable resources but also for separating the sectors spatially. The paper shows that, depending on the relative damage inflicted by the two industries on the environment, it is possible that the production externality will persist and that specialization in the dirty good may not be the obvious choice from a welfare perspective. Also, the resource exporter does not necessarily have to lose from trade even when specializing incompletely, due to the partially offsetting external effects.

Keywords: Renewable Resources, Pollution, Production Externalities, Environment, International Trade

JEL Classification: Q27, Q22, Q53

Many thanks to Prof. Brian Copeland and Prof. Sumeet Gulati for valuable suggestions. The usual caveat applies.

This paper was presented at the EAERE-FEEM-VIU Summer School on "Computable General Equilibrium Modeling in Environmental and Resource Economics", held in Venice from June 25th to July 1st, 2006 and supported by the Marie Curie Series of Conferences "European Summer School in Resource and Environmental Economics".

Address for correspondence:

Horățiu A. Rus
Department of Economics
University of British Columbia
2329 West Mall Vancouver
BC V6T 1Z4
Canada
E-mail: horatiu@interchange.ubc.ca

RENEWABLE RESOURCES, POLLUTION AND TRADE IN A SMALL OPEN ECONOMY

HORAȚIU A. RUS

ABSTRACT. Industrial pollution can have damaging effects on resource-based productive sectors. International trade creates opportunities for overexploitation of the open-access renewable resource but also for separating the sectors spatially. The paper shows that, depending on the relative damage inflicted by the two industries on the environment, it is possible that the production externality will persist and that specialization in the dirty good may not be the obvious choice from a welfare perspective. Also, the resource exporter does not necessarily have to lose from trade even when specializing incompletely, due to the partially offsetting external effects.

JEL Classification: Q27, Q22, Q53

July 24, 2006

1. INTRODUCTION

Around the world, mostly in developing countries, but by no means limited to them, open-access fishing areas are often located in the proximity of polluting manufacturing facilities. Examples range from the North Atlantic salmon fishery,¹ to the lobster fishery in the North Pacific, the collapsed walleye fishery in the Tittabawassee River in Michigan, the Baia Mare, Romania cyanide pollution of the rivers adjacent to gold mines and countless (less publicized) local problems in the less-developed world. As the more biology-oriented literature documents, for many species of fish, the nursery grounds are located in the coastal areas, which are also the more polluted ones, due to the toxic waste spilled directly into the sea, or carried by rivers from inland. Due in part to poor regulation of the environment, many developing countries experienced an accelerated depletion of their resources after opening up to international trade. The welfare effects of this form of tragedy of the commons amplified by trade are likely to be quite significant in poor, small, developing economies, where the resource sector has an important share both in exports and GDP. At the same time, the phenomenon of dirty-industry migration from North to South - as a possible effect of tightening up of standards in the developed world - may result in increased industrial pollution of the environment. Openness makes both scenarios theoretically plausible.

Renewable resources can be under two types of pressures: excessive harvesting, especially where there is no effective management, and pollution from other sectors. Previous work has looked at each of these pressures individually. Brander and

Key words and phrases. renewable resources, pollution, production externalities, environment, international trade.

Many thanks to Prof. Brian Copeland and Prof. Sumeet Gulati for valuable suggestions. The usual caveat applies.

¹ Among the chief causes cited as contributing to the collapse of North Atlantic fisheries were pollution and over-harvesting.

Taylor (1997) show that a small open economy that exports an open access resource will suffer resource depletion and will incur a long run real income loss, whereas a country that imports the resource will gain from trade, because pressure is taken off the resource. Copeland and Taylor (1999) show that with a cross-sectoral pollution externality, trade tends to cause small countries to specialize. Severe resource depletion may occur. Also, in their model, a resource exporting country will gain from trade because it leads to a contraction of the polluting sector. However, many renewable resources are in reality concomitantly subject to *both* types of pressures.

The interaction between pollution and international trade has been extensively studied recently. The approach used in the recent book by Copeland and Taylor (2003) is to build a unified GE framework which allows them to clearly identify the various effects that characterize the interaction and to take into account the endogenous nature of environmental policy. Yet, as they acknowledge, for poor resource exporters, the evolution of the stock of natural resources with trade is likely to be more important than pollution for their welfare (Copeland and Taylor (2003), p. 362). The manufacturing sector is generally under-developed and so the effects of additional local pollution on the consumers are likely to be low. Then, a key mechanism identified by the authors as influencing the level of pollution with trade: namely the endogenous policy response - may not play as important a role.² However, the existence of a polluting sector and its external effects cannot be dismissed even in these economies. Some would argue it is likely to become even more of a problem, as production in the North moves towards cleaner service-based sectors while the South gets a higher share of world's manufacturing.

The literature documents many instances of habitat quality influencing population levels, harvesting, and having detrimental welfare effects. For instance, several examples are provided in Knowler (2002), in a review of bioeconomic models employed to estimate the welfare effects of environmental quality.³ Relying on the motivating examples discussed above, the basic question addressed in this paper is: what is the effect of trade when an un-managed renewable resource is subject to the two interacting problems: overharvesting and pollution? The present work builds on the baseline Brander and Taylor (1997) model and the subsequent Brander and Taylor (1998) and resembles the two in the fact that it deals with an open-access natural resource and the impact of international trade on its stock. It departs from the original Brander and Taylor framework in that it also assumes the existence of production externalities, as in Copeland and Taylor (1999). However, unlike the latter model, where the production in the clean sector is only a function of the "environmental capital" stock,⁴ in the present paper the production of the "clean" good also depletes the stock of the resource. It is argued that the fact that *both*

² Another reason may be that the democratic channels by which higher pollution triggers a policy response may not be functioning properly.

³ Some examples provided in Knowler (2002) include: the effect of changes in water salinity on shrimp catch in Pamlico Sound, North Carolina (Swallow (1994)), the impact of increased nutrient and sediment loads on aquatic vegetation in Chesapeake Bay (Kahn and Kemp 1985), the effect of increased nutrient concentration on the Black Sea anchovy fishery in Knowler and Barbier (2001). Even closer to the spirit of this paper, Loomis (1998) analyze the effect of logging on the downstream fisheries in the form of sediments and water temperature changes.

⁴ i.e. cleanliness of a river, soil and there is no harvesting of the renewable resource per se.

sectors exert a differentiated pressure on the stock of the resource proves to be important in establishing the results.⁵

To briefly preview the results, the autarkic equilibrium in this economy is inefficient. Besides the open access problem, whose magnitude is a function of demand parameters, there is the uninternalized effect of pollution. However, opening up to trade allows the economy to potentially do better in the long run. Non-traditional gains from trade occur from spatially separating the conflicting sectors by focusing production on the area of comparative advantage. It is argued that - under certain conditions - specialization in the “dirty” good can be detrimental, while specialization in the resource good can be welfare-improving.⁶ The policy relevance of the paper may be framed in terms of the industrial planning challenges faced by a small resource-endowed developing economy that eventually becomes open to trade. Even when disutility costs to consumers are small, excessive industrialization imposes external costs via the environment-based sectors.

Starting with a small open economy, the analysis then moves further to endogenize the international price formation in a two-countries case. The analysis of welfare changes can give an indication as to what drives the results and will possibly suggest a direction for policy measures. If the only commodity that is traded once the economy opens up to trade is the manufacturing good, then spatial separation will likely reduce the stress on the resource and may bring welfare gains, provided that the country in question starts importing the industrial good. If the resource-based product (e.g. fish) is also tradable,⁷ then overdepletion makes the results ambiguous, and several cases may develop, based on the parameters of the system. The two externalities here have *partially offsetting effects*, which in autarchy could bring the economy closer to a first best optimum than in the simple over-harvesting fishery model. As can be expected, opening up to trade alters these effects. Whether the country stays diversified or completely specializes in one of the sectors with trade will play a role in deciding the welfare gains or losses from trade, as will the relative impact of the two sectors on the stock of the resource. Here the economy can in fact specialize in any of the sectors, and trade can bring a welfare improvement or a welfare decline. Increasing production in the relatively more harmful sector will have the effect of decreasing the stock under the autarkic steady state level, while (even incompletely) specializing in the relatively environmentally-friendly sector will raise the stock above it, likely influencing the comparative advantage of the country.

There are not many papers dealing explicitly with the issue of renewable resources management with pollution. However, a few papers deal with related issues. Knowler, Barbier and Strand (2002) look at the effect on the stock of a resource of nutrient concentration increase of water. However, here the polluting factor is exogenous and there is no trade-off between the resource sector and the polluting sector, which is captured in our model. McConnell and Strand (1989) analyze

⁵ Thinking about other real-life examples: if sector H is tourism and sector M is a polluting manufacture, it is likely that both activities pollute the adjacent lake or river, although conceivably, to quite different degrees. Also, given the wide evidence documenting the damaging effect of aquaculture for the environment, M can be thought of as fish or shrimp farming, while H is the harvesting of the wild resource.

⁶ In a stylized way, this result runs contrary to the so-called Dutch Disease “symptoms” of the “Natural Resources Curse”.

⁷ And this is the less restrictive, more realistic case.

water quality impact on commercial fishing when consumer perception of better water quality shifts out demand, while the supply of fish increases as well with water quality. Here the open-access dimension is missing, and the focus is domestic. Also, a special issue of *Environmental Resource Economics* dedicated to the *Economics of Non-convex Ecosystems*⁸ contains papers that specifically deal with existence of competitive equilibria, multiple basins of attraction, threshold and positive feedback effects and the local aspect of many environmental externalities. The closest to this work is a recent paper by Smulders, van Soest and Withagen (2004) which focuses on habitat destruction by having a specific factors model with three sectors, two of which are dependant on ‘land’ as a resource base (harvesting) or factor of production (agriculture). While the paper is similar in the sense that their model also includes both ‘within-industry’ and ‘between industry’ externalities, the driving force of their results is the interplay between the negative long-run stock effects and the positive short-run search costs reducing effect of a shrinking habitat size. Their work also reverses some of the results in Brander and Taylor papers, yet the model seems to only apply to terrestrial resources.⁹ In the present paper, inter-industry externalities are only negative: pollution reduces the stock size, diminishing productivity in the harvesting sector, and it also increases the implicit search costs, as sparsely distributed marine resources are harder to catch. To the best knowledge of the author, the exact focus of this paper, who better fits the pollution-marine life motivating example, has not been previously undertaken.

The rest of the paper is organized as follows. The next section analyzes the autarkic general equilibrium in the short run and then in the long run, introducing a non-convexity issue. The third section then looks at the open economy equilibrium, analyzing possible specialization avenues and their impact on the stock of the resource and on welfare. The last section concludes and points to possible future research directions.

2. THE AUTARKIC MODEL

Let the stock of the renewable resource S grow according to a natural growth rate $G(S)$, like in the original Gordon-Schäfer model.

$$(2.1) \quad \frac{dS}{dt} = G(S(t)) - H(t) - Z(t)$$

where H is the harvest level and Z is the detrimental effect of pollution on the resource growth and where we take the stock S to follow a logistic growth function that was shown to perform quite well empirically for some species of fish:¹⁰

$$G(S) = rS\left(1 - \frac{S}{K}\right)$$

⁸ *ERE* (December 2003, Volume 26 Issue 4), with papers from: Dasgupta and Mäler, Chave and Levin, Scholes, Brock and Starrett, Mäler, Xepapadeas, and de Zeeuw, Crepin, Arrow, Dasgupta and Mäler, which are concerned with topics such as the economics of savannas, pollution in shallow lakes, multiple species forests and sustainable development.

⁹ For marine resources it is harder to come up with activities that physically diminish the habitat.

¹⁰ Brander and Taylor (1997) list Pearl (1930) and Feller (1940) for empirical support of the logistic form of growth and Paterson and Wilen (1977) for empirical support of the choice of harvesting production function. See Brander and Taylor (1997), p. 531-532.

where r , the intrinsic growth rate of the resource and K , the carrying capacity are known parameters.¹¹

It can be seen from equation (2.1) that activity in both sectors of the economy influence the change of stock.¹² As shown in the original fishery model, under open access, extraction will occur at zero profit levels, due to free entry into the sector that has the effect of driving rents to zero. The added complication here is the negative externality imposed by the polluting sector.

2.1. Supply.

There are two productive sectors in this economy: harvesting of the renewable natural resource (H) and manufacturing (M). Both sectors are using one primary input: labour (L). In addition, H-production also depends on the stock of the resource according to a typical Schäfer yield function:

$$(2.2) \quad H = qSL_H,$$

while

$$(2.3) \quad M = L_M$$

that is, manufacturers use only labour and produce according to this very simple constant returns production function. However, this is a polluting activity. Pollution (Z) is generated at rate α in the process, so that

$$Z = \alpha M = \alpha L_M.$$

Assume pollution does not accumulate¹³, there is no abatement and no pollution policy¹⁴ and emissions intensity is α .

Let M be the numeraire commodity and so

$$p_M = 1.$$

From the zero-profit condition in the M-sector: $\Pi^M = M - wL_M = 0$ we obtain $w = 1$.

Because L is the only factor firms in the harvesting industry have to pay for under open access, profits will be:

$$\Pi^H = pH - wL_H = pqSL_H - wL_H$$

¹¹ Jinji endogenizes the carrying capacity. In his forestry model K depends linearly on the stock of the “base resource:” land. A number of comparative statics exercises can be performed when K is allowed to vary. See Jinji (2003), p. 6.

¹² To be accurate, due to the multiplicity of biological/natural and anthropogenic interactions existent in a marine environment, there is little conclusive evidence to date that ‘normal’ pollution actually kills fish, except for ‘ecological disasters.’ However, the scientific evidence that pollution leads to perturbations in the reproducing system of fish is available. Thus, the effect of the pollution externality on the stock of fish can also enter in a more complicated manner than here, namely via an intrinsic growth function $r(Z)$ that is decreasing in pollution: $dr/dZ < 0$. Yet, our specification is equivalent to one in which the ‘true’ intrinsic growth rate ρ is diminished by a properly-weighted pollution effect to yield the ‘actual’ intrinsic growth rate r as follows: $r = [\rho - \frac{Z}{S}(1 - \frac{S}{K})^{-1}]$.

¹³ Pollution just flows downstream if the pollutant and the clean sector are located along a river. Treating pollution as a stock might be more appropriate for lakes or oceans. This scenario is omitted here for simplicity.

¹⁴ there is no regulation that internalizes any of the two externalities: open-access or pollution.

and the free entry/zero profit condition implies:

$$(2.4) \quad w = pqS \Rightarrow p = \frac{1}{qS}.$$

Therefore, if both sectors of the economy are active in autarky, the relative price of the harvesting good is determined by the stock level.

2.2. Demand.

On the demand side, there is a representative consumer with preferences described by a Cobb-Douglas utility function including both goods, and with $(1-\beta)$ the share of M, β the share of H in total spending.¹⁵ In the first best equilibrium there are resource rents. However, in our open-access framework, rents are dissipated and the only income accruing to the consumer is the wage. The consumer supplies inelastically one unit of labour and solves:

$$\underset{H,M}{Max} \quad U = H^\beta M^{1-\beta} \quad s.t. \quad pH + M = w.$$

Demands are then determined by their respective income shares, as usual:¹⁶

$$H = \frac{\beta w}{p}, M = \frac{(1-\beta)w}{1} \quad \text{and on aggregate } H = \frac{w\beta L}{p}, M = (1-\beta)wL,$$

where L is the total endowment of labour, which coincides here with total population. Then we get

$$(2.5) \quad p = \frac{\beta L}{H} \quad \text{for } w = 1.$$

2.3. The Short Run Autarkic Equilibrium.

Since there is only one primary factor L, the economy is Ricardian and the temporary PPF will be a straight line, as both firms and consumers' problems assume a fixed stock of the resource S. Notice the fact that in the short run the negative production externality does not manifest itself.¹⁷ For a given stock of the resource S, $L_H = \frac{H}{qS}$, while $L_M = M$. The labour employment in the economy is divided between harvesting and manufacturing: $L = M + \frac{H}{qS}$ which implies that

$$H = qSL - qSM$$

describes the linear temporary PPF. The short-run equilibrium is found by equating expressions (2.4) and (2.5). This yields

$$(2.6) \quad H = q\beta LS \quad \text{and} \quad M = (1-\beta)L$$

as the short-run equilibrium outputs.

¹⁵ The focus on production externalities developed here is particularly applicable to developing resources-based economies: their environments are still relatively pristine and the health consequences of industrial pollution may not be as severe, thereby making the assumption of no consumer-disutility of pollution more credible. Also, an endogenous policy response mechanism may not work, due to the fact that environmental-groups pressure is weak and/or the countries' democratic channels are not functioning properly.

¹⁶ Yet another assumption implicit in our model is that pollution or perceived water quality does not shift demand for fish, as in McConnel and Strand (1989), p. 285-287, where consumers use water quality as an indicator of fish quality. There, better water quality under open access may have the perverse effect of reducing social surplus.

¹⁷ Therefore, the problem is so far similar to Brander and Taylor (1997).

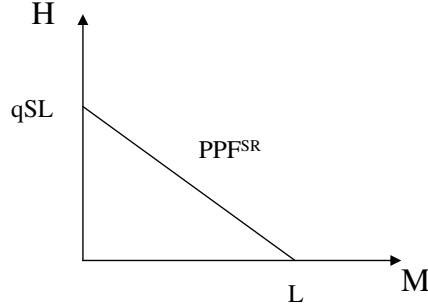


FIGURE 1

In autarky, the use of labour in manufacturing (and therefore the amount of pollution) does not depend on the use of labour for harvesting, due to fixed proportionality. Then, the evolution of the stock of resource in the short-run can be obtained by subtracting the effect Z of manufacturing on the change of stock S from the growth expression, and then interacting it with the harvest function to find the open-access level of stock S^0 .

In Figure 2, A would be the open-access extraction point in the absence of the manufacturing sector, or if there was no production externality. With pollution, we have:

$$Z(t) = \alpha(1 - \beta)L$$

which would be a straight line if represented in the space of Figure 2. Given the level of pollution Z , which is not a function of the stock S , the open-access stock equilibrium condition for the renewable resource is still that: $\frac{dS}{dt} = 0$, which implies

$$(2.7) \quad H(t) + Z(t) = G(S(t)).$$

As it is apparent from the picture, the harvest will take place at a lower level in the presence of pollution of the stock, as one would expect.

Substituting the known expressions into (2.7) we get:

$$q\beta LS + \alpha(1 - \beta)L = rS\left(1 - \frac{S}{K}\right)$$

which is a quadratic equation yielding two possible steady states S_1^A and S_2^A as functions of the parameters.

Solving the quadratic equation:

$$\frac{r}{K}S^2 + (q\beta L - r)S + \alpha(1 - \beta)L = 0$$

yields as discriminant $\Delta = (q\beta L - r)^2 - \frac{4r}{K}\alpha(1 - \beta)L$ and the roots are:

$$S_{1,2} = \frac{r - q\beta L \pm \sqrt{\Delta}}{2r/K}.$$

When $\Delta > 0$, the roots are real and there exists a non-extinction steady-state (SS). If $\Delta < 0$, then, due to pollution and the given cost of harvesting, there is no

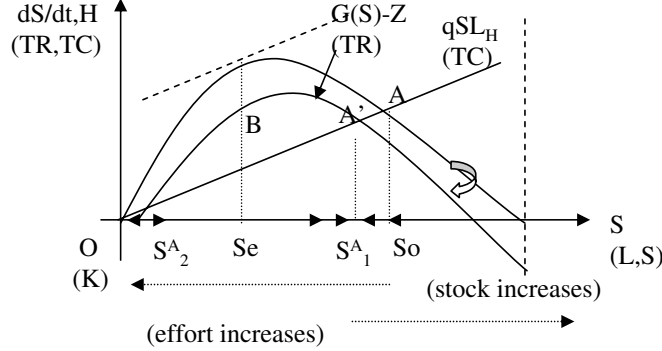


FIGURE 2

interior solution: no feasible fishery due to excessive pollution. The condition for the existence of real roots is that

$$(2.8) \quad (q\beta L - r)^2 > \frac{4r}{K}\alpha(1 - \beta)L$$

which can be loosely translated as: high q (the productivity parameter in harvesting), high β (strong consumer preference for H), low intrinsic growth rate (r), high carrying capacity of the environment (K).

Denoting by S_1^A , S_2^A the two autarkic steady-state stock levels, notice from the graph in Figure 2 that S_1^A is stable, while S_2^A is not, where S_1^A is the lower root: $S_1^A = \frac{r - q\beta L - \sqrt{\Delta}}{2r/K}$. This means that, regardless of the starting stock level S_0 , provided it is not to the left of S_2^A ,¹⁸ the stock level will move to S_1^A in the long run closed economy. Notice that the level of the stock in the long run under open access and with no pollution ($\alpha = 0$) is $S^A = K(1 - \frac{q\beta L}{r})$.

Now plugging S_1^A into (2.4) and (2.6) we get $p^A = \frac{1}{qS_1^A}$ and $H^A = q\beta LS_1^A$, $M^A = (1 - \beta)L$, respectively.

Note by referring again to the graph, that provided the level of pollution Z is too high, which is the same as saying if α , $(1 - \beta)$, L are “too high,”¹⁹ we can get the case where no exploitation of the resource is possible, due to the strong externality that decreases the stock and raises the costs of extraction. Also, if the growth function of the stock would be depensatory (which may be the case for some species or circumstances) instead of taking the compensatory logistic form, then it may be relatively easy to get extinction and total collapse of the extraction sector, in which case M ceases to create an externality in production. However, we will

¹⁸ The case of initial over-depletion of the renewable resource

¹⁹ which means, keeping the order, that: M is very pollution intensive, consumers have strong tastes for the manufacturing good or the country is very populous, respectively. Interpreting these conditions confirms the intuition for cases where no equilibrium with strictly positive stock of resources is possible.

abstract from such complications here and look instead at interior solutions, where the economy is diversified and the conditions necessary for $S_1^A > 0$ are met by the parameters.

2.4. Dynamics in Autarky and Non-Convexity.

We turn at this point to analyze the dynamic transition towards the steady state in this economy. Recall that the PPF in the short run, i.e. for a given stock level S , is a straight line. In the long run, production adjusts and will be influenced by the cross-sectoral production externalities, potentially yielding a convex PPF. Because in a dynamic setting, the manufacturing sector imposes costs to harvesting, the points on the static PPF will likely not be maintained, with the important exception of the intercepts. Depending on the parameters, the PPF can now be bowed-in and the problem can become non-convex due to production externalities, as shown in the seminal paper by Baumol and Bradford (1972). The basic argument is that producing the two goods jointly renders some convex combinations infeasible due to the negative external effect. Consequently, points on the linear short-run PPF become infeasible in the long-run. In their 1999 paper, Copeland and Taylor show that such non-convexities can create surprising specialization and trade effects.²⁰ As will be argued below, in our particular case, due to a combination of internal (intra-industry) and external (inter-industry) negative stock effects, the shape of the PPF turns out to be more complex.

However, before these specific results are derived, a discussion of the Baumol and Bradford (1972) result that production externalities are sufficient to cause non-convex production sets deserves a brief digression that hopefully helps build some intuition. Here we will just summarize the argument in diagrammatic form. Assume the M industry is polluting the environment, imposing a negative spillover effect on the industry that is sensitive to the quality of certain elements of the environment, A.²¹ If there is a preferred (low cost) location for both outputs, then the production possibility frontier PPF is convex (the production set is non-convex) and spatial separation can in fact act as a "palliative" to the problem, by expanding the feasible production set.

Starting with a concave PPF (no externality)²² and increasing the level of the negative externality between sectors, the production frontier will bend towards the origin, and eventually become convex. Key to the reasoning is the fact that the end points of the PPF, namely E and C will not move when the externality becomes more significant, as they represent cases of total specialization in production, and thus, cases where cross-sectoral spillovers are immaterial. The convex production possibilities frontier EFGC corresponds to joint production of both inputs in the same location. If A is moved to the higher cost location, BC will be the relevant PPF, while in the case when M is moved there, AD will be the PPF.²³

²⁰ See Copeland and Taylor (1999), p. 139

²¹ M represents energy and A laundry producers in their example. Note the fact that the use of air pollution is avoided, as this would be unambiguously affecting consumers' utility and complicate the analysis.

²² suppose the polluting industry is just starting the dirty manufacturing

²³ Note that AD and BC do not have to be linear and can, in fact, be concave.

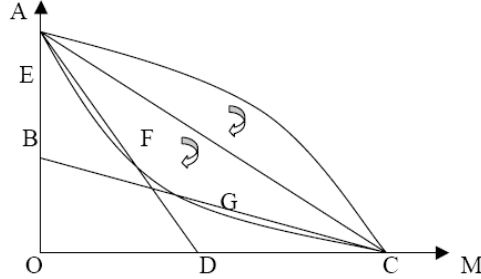


FIGURE 3

Thus, the production possibility set is non-convex provided the externality is strong enough. Moreover, spatial separation allows for higher total output, illustrated by the fact that the line segments AF and CG are situated above the respective arc/curve regions.

Returning to our specific model, we now move on to establish the curvature of the PPF in the long run autarky. We first state a somewhat surprising observation and postpone the analysis of its implications in an effort to keep the model as simple as possible.

Proposition 1. *Depending on parameter values, it is possible that the long-run optimum involves partial unemployment of the labour force.*

An algebraic derivation is suggested in Appendix D. Intuitively, the long-run stock of the resource is decreasing in the total labour applied to harvesting and manufacturing. It may then be optimal, given some parametric conditions, that total utility maximization involves leaving a fraction L_U of total population unemployed. This is easier to accept when a social planner solves the optimization problem. Here, however, we excluded any conscious planning or optimal management of the resources (S, L) whatsoever.²⁴ The introduction of another entirely ‘clean’ sector will allow getting around the unemployment issue. Here, keeping this first model manageable dictates the exclusion of these interesting possibilities.

Assuming from now on full employment in the steady state, recall the short run PPF²⁵ was $L = M + \frac{H}{qS}$. Also, from equation (2.1) one can write the change in the stock of the renewable natural resource as:

$$\frac{dS}{dt} = rS\left(1 - \frac{S}{K}\right) - qS(L - M) - \alpha M.$$

Hence, the steady-state level of stock has to satisfy:

$$(2.9) \quad rS\left(1 - \frac{S}{K}\right) - qS(L - M) - \alpha M = 0.$$

²⁴ Here, atomistic consumers do not realize that by increasing their effort the stock level is reduced and so will supply the full amount of labour in a Nash equilibrium.

²⁵ see section 2.3 above.

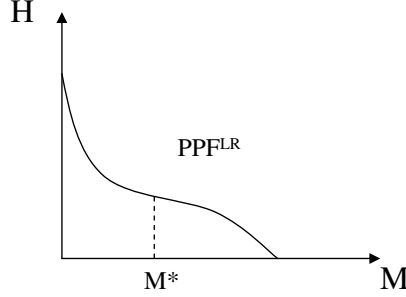


FIGURE 4

And the labour constraint can be written as:

$$(2.10) \quad L = M + \frac{H}{qS}$$

To find the long-run PPF, we need to solve (2.9) for S and plug it into the expression (2.10) above. Solving the quadratic equation and deriving the production possibility frontier involves some uninformative algebra, and is relegated to Appendix A. The autarkic stock S can be written as:

$$(2.11) \quad S^A = \frac{1}{2r} \{ \sqrt{[q(L-M) - r]^2 K^2 - 4r\alpha KM} - [q(L-M) - r]K \}$$

Plug this into (2.10) to obtain the steady-state PPF of the domestic economy:

$$(2.12) \quad H = \frac{q(L-M)}{2r} [\sqrt{K^2 q^2 (L-M)^2 + r^2 K^2 - 2qK^2(L-M) - 4\alpha r KM - Kq(L-M) + rK}]$$

As Appendix A details, convexity of the production possibility set reduces to the condition that a cubic in M be higher than zero, or the PPF^{LR} is convex for:

$$4K^2 q^4 (L-M)^3 - 3Kq^2 (3Kq - 2\alpha r)(L-M)^2 - 12\alpha Kq^2 r M(L-M) + (3K^2 q^2 r^2 + 3K^2 q^2 + 4\alpha^2 r^2 - 8\alpha Kqr)(L-M) + 4\alpha r(Kq - 2\alpha r)M - Kr^2(Kq - 2\alpha r) > 0,$$

where α , K , q , r are parameters, L is the given population. As is apparent from this, the steady-state PPF is concave for some levels of M , given the parameters, and convex for others.

Proposition 2. *The long-run production possibilities frontier in M-H commodity space is convex-concave.*

Some further analysis implies that the cubic in M is positive for all values of M below a certain threshold M^* and negative for the others. In other words, the PPF^{LR} is concave ($\forall M > M^*$) and is convex ($\forall M < M^*$) for a certain limit level of M^* , a function of the parameters of the system. Then, given the single inflexion point M^* , the autarkic steady-state PPF will look like in Figure 4.²⁶

²⁶ Allowing for the possibility that some workers are idle in equilibrium does not change this qualitative result.

Notice that the PPF is convex in a neighbourhood of the H-axis, for values of M lower than the threshold M^* and concave in a neighbourhood of the M-axis, for values of M greater than M^* . The result concurs with the findings in Herberg and Kemp (1969)²⁷ and Panagariya (1981),²⁸ which discuss the shape of the production possibilities curve when two sectors have different returns to scale.

In our case, the shape of the PPF could be explained intuitively as follows. When stock level is relatively high, the more damaging activity is harvesting. However, when stock decreases and harvesting becomes less efficient due to the implicit stock externality, manufacturing may become the more harmful activity.²⁹ For levels of M production lower than M^* , starting from the case where all the labour force is involved in harvesting and stock is relatively low, an extra worker shifted from H to M will have a decreasing opportunity cost, due to the fact that the shift to M impacts negatively on the productivity of labour in H. So, besides the direct level effect of reducing the labour applied to H, moving an extra worker to M production has a detrimental (negative but increasing) effect on the productivity of the remaining workers in H. However, beyond the threshold level M^* , manufacturing starts having a lower negative impact on productivity in H than harvesting itself.³⁰ In other words, when there is a lot of manufacturing, stock is relatively high and harvesting is the more damaging activity for the resource. Then we are in the concave part of the PPF, where shifting an extra worker from H to M has an increasing opportunity cost due to the additional productivity benefit in H.

Proposition 3. *The autarkic equilibrium is not efficient. It depends on the relative demand for the two commodities and on the relative strength of the externalities as sources of inefficiency.*

The shape of the PPF is important in deciding the pattern of specialization triggered by trade. Still looking at the closed economy, the autarkic equilibrium outputs determined in section 2.3 are: $H^A = q\beta LS^A$ which implies $\beta L = \frac{H^A}{qS^A} = H^A p$ and $L = \frac{M^A}{1-\beta}$, where p is the autarkic relative price. Then we have $\frac{\beta}{1-\beta} M^A = H^A p$ and $\frac{dH}{dM} = \frac{1}{p} \cdot \frac{\beta}{1-\beta} - \frac{M^A}{p^2} \cdot \frac{\beta}{1-\beta} \frac{dp}{dM}$, where $\frac{1}{p}$ is in fact the relative price line in Figure 4 above. Then we can compare the slope of the PPF at the equilibrium with the slope of the relative price. The condition that the slope of the PPF is higher than the slope of the price line reduces to:

$$\frac{2\beta - 1}{1 - \beta} > \frac{L}{p} \frac{dp}{dM}.$$

Notice that for $\beta > \frac{1}{2}$, i.e. when domestic taste for H is strong and the equilibrium occurs in the convex part of the PPF, the price line can be flatter than the PPF

²⁷ See p. 414. Note that for the shape of the PPF around $H = 0$ in Fig.4 it suffices that we have DRS in H.

²⁸ The result is also discussed in Ethier (1982), p. 1263.

²⁹ The condition for M to be less harmful than H in autarky is $S > \frac{\alpha(1-\beta)}{q\beta}$ and is more likely to hold the higher the stock level. This condition makes intuitive sense if we recall that it is harder to catch the resource when it is sparse, whereas the marginal damage from pollution is stock-independent. To make things interesting, we assume this condition can hold given our parameters.

³⁰ As derived in Appendix B, stock is not a monotonic function of M. In particular, $\frac{\partial S^A}{\partial M} < 0$ for $M < \underline{M}$ and $\frac{\partial S^A}{\partial M} > 0$ for $M > \underline{M}$.

slope. Similarly, if $\beta < \frac{1}{2}$, i.e. when domestic taste for M is strong the price line tends to be steeper than the PPF at the autarkic equilibrium.

In the first case, with more general preferences, two equilibria can emerge, one in the convex, one in the concave part of the PPF, while in the second case the internal equilibrium is unique. It is argued in Appendix C that in a static setting, opening up to trade from such an autarkic equilibrium can bring about any pattern of specialization/diversification, as international trade acts as a vent for the internal inter-sectoral tensions existing in the autarkic economy. We will return to use the results in the next section of the paper.

Therefore, the autarkic equilibrium is likely to be situated at a point where the price line is not tangent to the PPF, due to the external effects. If the domestic price line is steeper than the PPF at equilibrium, the market undervalues the true cost of the harvesting good H. Expanding production of M generates a negative externality on H, the “private” exceeds the “social” marginal productivity of labour in M and so there is overemployment of labour in M compared to what is efficient. If, on the contrary, the domestic price line is flatter than the slope of the PPF at equilibrium, the market undervalues the true cost of M due to the open-access externality. The following discussion of the effects of trade will assume the first scenario: there is a relatively strong domestic demand for M, the autarkic price line steeper than the slope of the production frontier and a unique autarkic equilibrium.³¹

Proposition 4. *The supply of manufacturing is not monotonic over the feasible price: there exists a critical point where the slope of supply of M changes sign.*

In order to study the stability properties of the autarkic equilibrium, plug the expression for the stock derived in (2.11) into the relation between the relative price and the stock found in (2.4) to get the inverse supply function:

$$(2.13) \quad p = \frac{1}{qS^A} = \frac{2r/q}{\sqrt{[q(L-M)-r]^2K^2 - 4r\alpha KM - [q(L-M)-r]K}}$$

The sign of the first derivative of S^A with respect to M is not unambiguous.³² We get the sufficient condition that the supply of M is upward sloping for:

$$(2.14) \quad M > L - \frac{r}{q} + \frac{2r\alpha}{q^2K}$$

While this is not a necessary condition³³ and so it does not allow by exclusion the identification of a complementary inequality that makes the supply upward sloping, it shows that supply can be downward sloping over a range.

The intuition behind Figure 5 is the following: Initially, higher M yields lower stock level S and lower productivity in H, which causes labour to shift from H to M and lowers the price necessary for firms in M to break even, as $\frac{1}{p} = qS$. This is a result commonly obtained in the increasing returns to scale trade models.³⁴ Increasing production of manufacturing goods beyond \underline{M} requires a higher price due to the fact that production moves along the PPF in the concave section, where the opportunity cost of producing more manufactures is increasing. Notice from equation (2.12) that the relationship between M-production and the relative price

³¹ See Eaton and Panagariya (1979), p. 590, for a similar discussion.

³² See appendix B for derivation.

³³ Such a condition has a much more complicated expression. See Appendix B for details.

³⁴ E.g. Ethier (1982).

is not monotonic, and so the price increases after supply of M reaches a threshold value.

As Copeland and Taylor (1999) note,³⁵ generally, multiplicity of equilibria is - even in closed economies - a feature of the IRS models. Here, due to our utility assumption, demand for M is $M^D = (1 - \beta)L$ a vertical line in the (M, p) space like in Figure 5, and the autarkic equilibrium is at E or E' . In autarky the economy will stay diversified due to the fact that both goods are essential for consumers. When opening up to trade, the small open economy takes world price p^w as given and three possible equilibria emerge. The IRS literature result is that a diversified equilibrium with trade becomes problematic (it is unstable) and specialization becomes possible. However, as we argued before, all this is valid here only for a range of M values (lower than \underline{M}). For the other possible levels of manufacturing good production we *can* have a diversified equilibrium even under free trade.³⁶

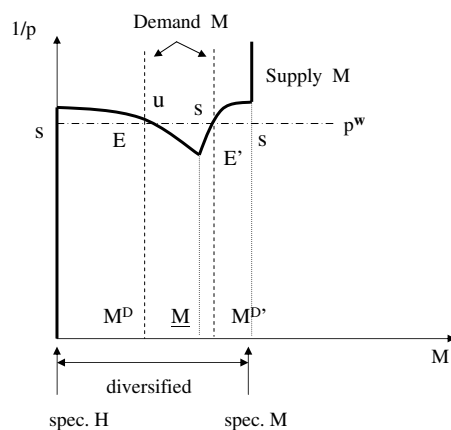


FIGURE 5

Thus, as can be seen in Figure 5, there are stable trading equilibria both when the economy is specialized and when diversified. Trade opportunities create an infinitely elastic demand for the goods produced domestically. If domestic demand for M under autarky is at $M^D < \underline{M}$, trading (at domestic prices) will make the autarkic equilibrium unstable. A small perturbation that increases production of the manufacturing good will be self-reinforcing and push for specialization in M . If domestic demand is at $M^{D'} > \underline{M}$, the autarkic equilibrium will still be stable and

³⁵ See argument on p. 145, Copeland and Taylor (1999).

³⁶ Note that by altering the structure of the problem we may eliminate some of the cases and make the results clearer. Yet, one of the purposes of the paper is to show that under the conditions specified in the model, any specialization / diversification outcome is possible once the economy opens up to trade. This is a source of the different results from the literature.

so no specialization is induced if trade begins at autarkic prices. The analysis is simpler when considering trade at international prices that differ from the pre-trade domestic price. For world prices ($1/p^w$) low enough the economy will completely specialize in H, while for prices high enough, the economy will specialize in M, as is apparent from the graph.

3. THE OPEN ECONOMY EQUILIBRIUM

In the Brander and Taylor (1997) model, a country that exports the manufacturing good must gain from trade, and a country that has a comparative advantage in the resource good but fails to fully specialize in it necessarily loses from trade. In the present model this need not happen, as increased pollution caused by specialization in the dirty good hurts the resource.³⁷ Partially specializing in M increases the pollution pressure on the stock of the resource if M is more damaging than H. Full specialization in H may make the small open economy better off. From here one can learn that a successful industrialization process in a resource-abundant developing-country must take pollution into account.

The analysis of the welfare changes brought about by trade in our small economy looks first at the short-run impact and then the long-run effects are derived. In the short-run, the PPF is linear. When opening up to trade, the small economy takes as given the international price p^w . If we denote by p the autarky steady-state price, there are three possible cases: $p < p^w$, $p > p^w$ or $p = p^w$. If $p > p^w$, the country has a comparative advantage in M, will start by specializing in M (if the world demand for M is strong enough, which we assume here for the small economy case). Then $M = L$ and the stock will evolve to S^M . Depending on the parameters, we may get extinction of the stock if S^M becomes zero.

If $p < p^w$, the country has a comparative advantage in H, will specialize in H (again, given world demand for H is “large”). There will be more harvesting in the economy, so the overexploitation problem worsens, but there is no pollution-related negative impact on the stock. In a second case, if $p = p^w$, the international price is exactly equal to the autarkic opportunity cost of producing H, and so there are no areas of comparative advantage. However, if the autarky-inherited equilibrium is perturbed by increasing the M production, then productivity in the H-sector declines if the stock decreases - i.e. $S^T < S^A$ - as a result of the perturbation.³⁸ If the autarkic equilibrium were at a point like E in Figure 5, this is a self-reinforcing process, leading to specialization in M, and so the initial autarkic diversified equilibrium is unstable. If at E' in autarky, the pre-trade equilibrium is stable and there will be no welfare changes taking place. If, on the contrary, $S^T > S^A$, meaning that

³⁷ A similar conclusion is reached by Hannesson (2000). He takes the Brander and Taylor model (which assumes constant returns to scale in the production of the other goods) and introduces decreasing returns in the other (non-resource) sector. The outcome is the inverse of the Brander and Taylor result: the country that partially specializes in the resource sector can gain from trade, as the losses of increasing production in the diminishing returns alternative sector can be limited through imports. Our setup differs from his in that it explicitly considers the production externality and the returns are constant in the manufacturing sector and could be decreasing in the resource sector. So, while he obtains a hump-shaped steady-state PPF, ours looks like in Figure 4.

³⁸ Like in Copeland and Taylor (1999), p. 147.

the M sector is relatively *less* harmful to the natural resource than harvesting, then productivity in H improves and the economy will return to a diversified production state.

The effect of trade on welfare can be seen in a simple setting that depicts the short-run responses of the PPF and PPC.

3.1. Comparative advantage in the resource good.

For Case 1, $p < p^w$ leads to comparative advantage in the resource good and specialization in H in the small open economy. If H specialization is more harmful than diversified autarkic production, then the stock of resource decreases and so does the feasible level of H. Then the PPF rotates downward as in Figure 6, bringing the PPC down with it. In the short run (SR) there are welfare gains, as the feasible budget set is now the upper price line in Figure 6, while the PPF is still the autarkic one. However, overexploitation of the resource dominates the beneficial pollution reduction as far as the stock is concerned and so the autarkic equilibrium becomes unfeasible. In the long run (LR) the stock S is lower and welfare (W) is lower because the feasible consumption set shrinks, and we eventually get diversification in production in the long run.³⁹

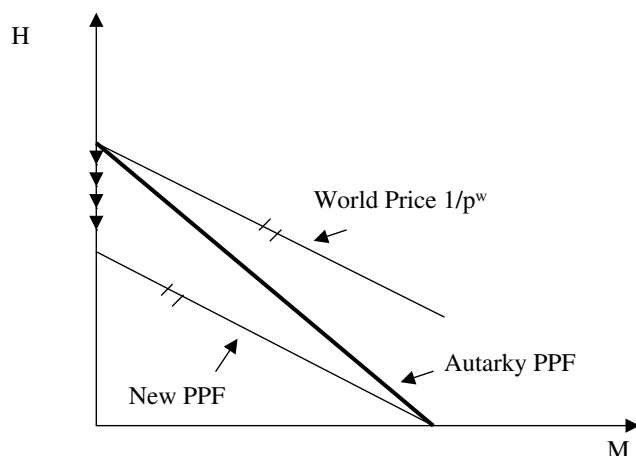


FIGURE 6

If, on the contrary, $S^A < S^H$ and the specialization in H allows the stock to actually rebound, the PPF rotates upward and the country experiences short-run gains from trade, as can be seen in Figure 7. Here, unlike in Brander and Taylor (1997), initial specialization in H may make the country better off. This result is obtained due to the beneficial result of spatial separation of industries. If the manufacturing is relatively more damaging to the resource, trade allows for an avenue to decrease the tensions created by the pollution externality. Like in Copeland and Taylor (1999), this non-traditional source of gains from trade can - for some values of the parameters - offset the fact that the other source of inefficiency, namely the open access problem, inevitably worsens.

³⁹ This is confirmed in Appendix C, where Figure C1 depicts the movement from the autarkic to trade production along the long-run PPF.

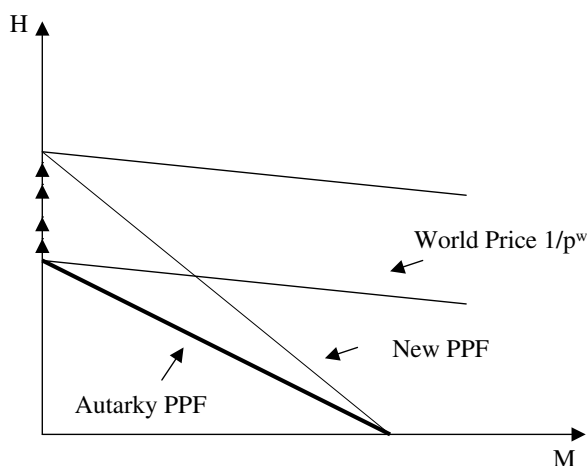


FIGURE 7

3.2. No areas of comparative advantage for the small open economy.

For the relatively more complicated Case 2, $p = p^w$ does not confer any clear comparative advantage to the country opening up to trade. If we assume a perturbation by slightly increasing M-production, then H-production decreases as a result of the externality. If M is relatively more damaging, then S falls, production of H falls more in the longer run, like in Figure 8.⁴⁰ In the extreme case of complete specialization in M, the economy does not experience a welfare loss from trade in the long-run, as the pre-trade bundle is still feasible because the PPC stays unchanged at the world price line.⁴¹

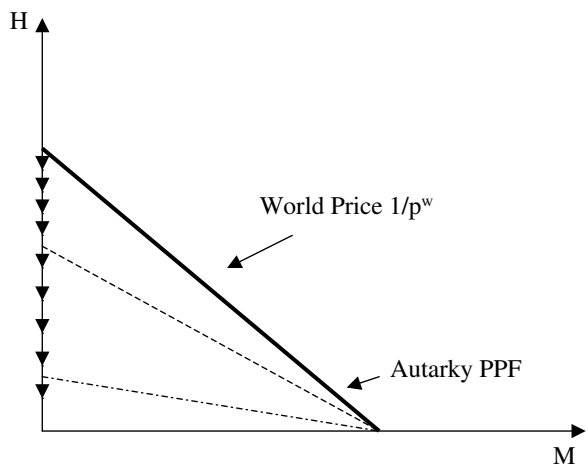


FIGURE 8

⁴⁰ Here we can potentially get extinction of the stock due to the self-reinforcing pattern of comparative advantage in M.

⁴¹ This result parallels one obtained in Brander and Taylor (1997).

If M is relatively less damaging, S rises, H-production rises and the PPF rotates up like in Figure 9. Therefore, the stock increases and also welfare increases. However, as labour productivity is higher in H, there will be a shift of workers from M to H and the PPF can rotate back to be again coincidental with the international price line and a diversified equilibrium obtains again in the long run. The overall welfare effect is positive.

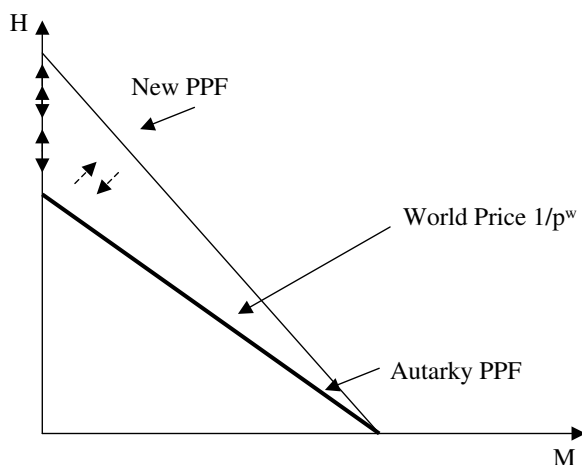


FIGURE 9

If, however, the perturbation of the diversified equilibrium is done by positively shocking H-production, then if H is relatively more damaging we can get the situation in Figure 6 above. Starting at E in Figure 5, the diversified equilibrium is unstable and it yields lower S and lower W. Yet, starting at E', there will be no welfare effect in the long run for the diversified economy, as the production point will return to the pre-trade position. If H is relatively less damaging, then we get a situation similar to the one illustrated in Figure 7 above, the diversified equilibrium is unstable and we can get higher S and W. Note here how trade arises as a means to spatially separate the two industries even in the absence of a price-dictated comparative advantage.⁴²

Thus, to summarize the discussion of these two cases, we can state the following result:

Proposition 5. *Specialization in the resource sector can be welfare improving in the long run, provided that harvesting is relatively less damaging to the growth of the resource.*

3.3. Comparative advantage in the manufactured good.

In a third case, $p > p^w$ the country has a comparative advantage in the manufacturing good production and can increase M-production. Again, given the relative harm inflicted by the two sectors on the stock of renewable resource, the economy may lose from trade. In Figure 9, if H is relatively more damaging for the stock, specializing in M reduces the pressure on the resource and allows the PPF to rotate upwards, increasing the productivity in harvesting. When the PPF becomes coincidental with the world price line $1/p^w$, a diversified equilibrium is possible

⁴² This is one of the defining features of the Copeland and Taylor (1999) model.

where the economy can experience a long run welfare gain, even though the PPF can actually rotate back, depending on the production mix. However, if the manufacturing sector is relatively more damaging, the economy will behave similarly to what we already described in Figure 6 above. Here the economy experiences net losses in welfare terms in all cases except the long-run full specialization in M case. Thus:

Proposition 6. *Specialization in the manufacturing sector can be welfare reducing in the long run, provided that harvesting is relatively less damaging to the growth of the resource.*

Intuitively, the tradeoffs at play here are the following: If $p^A < p^w$, then H can expand and M can contract and so adding to the usual gains from trade, the overdepletion problem worsens, while the pollution problem improves. If $p^A > p^w$, M can expand and H can contract and the economy experiences less overdepletion, but more pollution to add to the gains from trade. Note that while even partial spatial separation of the two sectors allowed by trade adds to welfare, the persisting externality acts in the opposite direction. This leads to net results that are less categorical than those in the baseline models. To summarize the results above, taking our preferred case whereby manufacturing sector is inflicting relatively more damage on the stock (per unit of effort) than the harvesting per se,⁴³ we can say that opening up to trade seems to benefit the small open economy if it specializes in the traditional/environment-based sector. A resource exporter benefits from trade, taking advantage of the separation of the two industries, while a resource importer can in fact do worse than in autarky, as pollution problem worsens. This result is largely due to the fact that here the production externality dominates the overaccess problem. The results are changing dramatically if the relative harmfulness of the two sectors is inverted: If harvesting is more damaging for the resource, exporting H is welfare reducing, while specializing in M is welfare improving in this case. Here the overaccess externality dominates pollution in its negative effects and the economy does better by industrializing.

4. CONCLUSION

To conclude, our model is different in its predictions from the two models that were used as benchmarks. In Copeland and Taylor (1999), free trade was welfare improving for the small economy. In Brander and Taylor (1997) free trade was dominated by autarky from a welfare perspective. In our model with renewable resource and negative production externality, if the small open economy specializes in the sector that is less damaging for the stock of resource, trade can be welfare improving. We have shown that in our model, unlike Brander and Taylor (1997), specialization is possible in both sectors,⁴⁴ and that the small resource-abundant and exporting open economy does not necessarily have to lose from trade, if there exists the collateral beneficial separation effect of the two industries. Trade exacerbates the open-access over-harvesting. Yet, by the industry separation permitted by openness, the negative production externality declines in importance as a source of inefficiency. Moreover, complete specialization in the resource good is not needed in order to gain from trade. If H is relatively harmless for the resource stock, there will

⁴³ This could be rationalized by the fact that harvesting affects only a fraction of the stock, while pollution has a broader and longer-lasting impact on the resource.

⁴⁴ In their model only specialization in the production of the manufacturing good is possible.

be gains. Unlike the Copeland and Taylor (1999) model, free trade may be welfare reducing, even when there is initial specialization in production, if specialization takes place in the relatively more environmentally-harmful sector.

The central message of the paper is that pollution can have non-negligible welfare effects *even* when there are no significant negative repercussions for consumers (possibly due to a relatively clean overall environment in a developing economy). Environmental Kuznets Curve (EKC) literature-inspired advice that income-augmenting development eventually brings cleaner environment may be misguided due to the existence of negative production spillovers. It is argued that the country may lose in welfare terms even when exporting the dirty good. This occurs because of the negative resource stock effect of the dirty good manufacturing and the repercussions on the “traditional” or environment-intensive sector. Under this scenario, even though overexploitation of the open-access resource is not a problem exacerbated by trade openness, pollution depletes the resource and brings down productivity in the resource-intensive sector. To the extent that the negative effect dominates, the country as a whole loses from trade. On the other hand, it appears that if the small open economy specializes in the resource good, even incompletely, it may stand to gain from trade. In short, a possible policy lesson for a developing renewable resource-rich economy is that industrializing at the expense of traditional sectors may in fact lead to welfare losses, while specialization in the resource-based sectors may lead to gains.

The paper looks at open access resources in a small open economy. Possible extensions, that include endogenizing the international trading price formation in a two-country setting, allowing for environmental policy in the form of taxes, or establishment of property rights, together with are candidate subjects for future study.

NOTE DI LAVORO DELLA FONDAZIONE ENI ENRICO MATTEI

Fondazione Eni Enrico Mattei Working Paper Series

Our Note di Lavoro are available on the Internet at the following addresses:

<http://www.feem.it/Feem/Pub/Publications/WPapers/default.html>

<http://www.ssrn.com/link/feem.html>

<http://www.repec.org>

<http://agecon.lib.umn.edu>

NOTE DI LAVORO PUBLISHED IN 2006

SIEV	1.2006	<i>Anna ALBERINI</i> : <u>Determinants and Effects on Property Values of Participation in Voluntary Cleanup Programs: The Case of Colorado</u>
CCMP	2.2006	<i>Valentina BOSETTI, Carlo CARRARO and Marzio GALEOTTI</i> : <u>Stabilisation Targets, Technical Change and the Macroeconomic Costs of Climate Change Control</u>
CCMP	3.2006	<i>Roberto ROSON</i> : <u>Introducing Imperfect Competition in CGE Models: Technical Aspects and Implications</u>
KTHC	4.2006	<i>Sergio VERGALLI</i> : <u>The Role of Community in Migration Dynamics</u>
SIEV	5.2006	<i>Fabio GRAZI, Jeroen C.J.M. van den BERGH and Piet RIETVELD</i> : <u>Modeling Spatial Sustainability: Spatial Welfare Economics versus Ecological Footprint</u>
CCMP	6.2006	<i>Olivier DESCHENES and Michael GREENSTONE</i> : <u>The Economic Impacts of Climate Change: Evidence from Agricultural Profits and Random Fluctuations in Weather</u>
PRCG	7.2006	<i>Michele MORETTO and Paola VALBONESE</i> : <u>Firm Regulation and Profit-Sharing: A Real Option Approach</u>
SIEV	8.2006	<i>Anna ALBERINI and Aline CHIABAI</i> : <u>Discount Rates in Risk v. Money and Money v. Money Tradeoffs</u>
CTN	9.2006	<i>Jon X. EGUIA</i> : <u>United We Vote</u>
CTN	10.2006	<i>Shao CHIN SUNG and Dinko DIMITRO</i> : <u>A Taxonomy of Myopic Stability Concepts for Hedonic Games</u>
NRM	11.2006	<i>Fabio CERINA</i> (lxxviii): <u>Tourism Specialization and Sustainability: A Long-Run Policy Analysis</u>
NRM	12.2006	<i>Valentina BOSETTI, Mariaester CASSINELLI and Alessandro LANZA</i> (lxxviii): <u>Benchmarking in Tourism Destination, Keeping in Mind the Sustainable Paradigm</u>
CCMP	13.2006	<i>Jens HORBACH</i> : <u>Determinants of Environmental Innovation – New Evidence from German Panel Data Sources</u>
KTHC	14.2006	<i>Fabio SABATINI</i> : <u>Social Capital, Public Spending and the Quality of Economic Development: The Case of Italy</u>
KTHC	15.2006	<i>Fabio SABATINI</i> : <u>The Empirics of Social Capital and Economic Development: A Critical Perspective</u>
CSRM	16.2006	<i>Giuseppe DI VITA</i> : <u>Corruption, Exogenous Changes in Incentives and Deterrence</u>
CCMP	17.2006	<i>Rob B. DELLINK and Marjan W. HOFKES</i> : <u>The Timing of National Greenhouse Gas Emission Reductions in the Presence of Other Environmental Policies</u>
IEM	18.2006	<i>Philippe QUIRION</i> : <u>Distributional Impacts of Energy-Efficiency Certificates Vs. Taxes and Standards</u>
CTN	19.2006	<i>Somdeb LAHIRI</i> : <u>A Weak Bargaining Set for Contract Choice Problems</u>
CCMP	20.2006	<i>Massimiliano MAZZANTI and Roberto ZOBOLI</i> : <u>Examining the Factors Influencing Environmental Innovations</u>
SIEV	21.2006	<i>Y. Hossein FARZIN and Ken-ICHI AKAO</i> : <u>Non-pecuniary Work Incentive and Labor Supply</u>
CCMP	22.2006	<i>Marzio GALEOTTI, Matteo MANERA and Alessandro LANZA</i> : <u>On the Robustness of Robustness Checks of the Environmental Kuznets Curve</u>
NRM	23.2006	<i>Y. Hossein FARZIN and Ken-ICHI AKAO</i> : <u>When is it Optimal to Exhaust a Resource in a Finite Time?</u>
NRM	24.2006	<i>Y. Hossein FARZIN and Ken-ICHI AKAO</i> : <u>Non-pecuniary Value of Employment and Natural Resource Extinction</u>
SIEV	25.2006	<i>Lucia VERGANO and Paulo A.L.D. NUNES</i> : <u>Analysis and Evaluation of Ecosystem Resilience: An Economic Perspective</u>
SIEV	26.2006	<i>Danny CAMPBELL, W. George HUTCHINSON and Riccardo SCARPA</i> : <u>Using Discrete Choice Experiments to Derive Individual-Specific WTP Estimates for Landscape Improvements under Agri-Environmental Schemes: Evidence from the Rural Environment Protection Scheme in Ireland</u>
KTHC	27.2006	<i>Vincent M. OTTO, Timo KUOSMANEN and Ekko C. van IERLAND</i> : <u>Estimating Feedback Effect in Technical Change: A Frontier Approach</u>
CCMP	28.2006	<i>Giovanni BELLA</i> : <u>Uniqueness and Indeterminacy of Equilibria in a Model with Polluting Emissions</u>
IEM	29.2006	<i>Alessandro COLOGNI and Matteo MANERA</i> : <u>The Asymmetric Effects of Oil Shocks on Output Growth: A Markov-Switching Analysis for the G-7 Countries</u>
KTHC	30.2006	<i>Fabio SABATINI</i> : <u>Social Capital and Labour Productivity in Italy</u>
ETA	31.2006	<i>Andrea GALLICE</i> (lxxix): <u>Predicting one Shot Play in 2x2 Games Using Beliefs Based on Minimax Regret</u>
IEM	32.2006	<i>Andrea BIGANO and Paul SHEEHAN</i> : <u>Assessing the Risk of Oil Spills in the Mediterranean: the Case of the Route from the Black Sea to Italy</u>
NRM	33.2006	<i>Rinaldo BRAU and Davide CAO</i> (lxxviii): <u>Uncovering the Macrostructure of Tourists' Preferences. A Choice Experiment Analysis of Tourism Demand to Sardinia</u>
CTN	34.2006	<i>Parkash CHANDER and Henry TULKENS</i> : <u>Cooperation, Stability and Self-Enforcement in International Environmental Agreements: A Conceptual Discussion</u>
IEM	35.2006	<i>Valeria COSTANTINI and Salvatore MONNI</i> : <u>Environment, Human Development and Economic Growth</u>
ETA	36.2006	<i>Ariel RUBINSTEIN</i> (lxxix): <u>Instinctive and Cognitive Reasoning: A Study of Response Times</u>

ETA	37.2006	<i>Maria SALGADEO</i> (lxxx): <u>Choosing to Have Less Choice</u>
ETA	38.2006	<i>Justina A.V. FISCHER and Benno TORGLER</i> : <u>Does Envy Destroy Social Fundamentals? The Impact of Relative Income Position on Social Capital</u>
ETA	39.2006	<i>Benno TORGLER, Sascha L. SCHMIDT and Bruno S. FREY</i> : <u>Relative Income Position and Performance: An Empirical Panel Analysis</u>
CCMP	40.2006	<i>Alberto GAGO, Xavier LABANDEIRA, Fidel PICOS And Miguel RODRÍGUEZ</i> : <u>Taxing Tourism In Spain: Results and Recommendations</u>
IEM	41.2006	<i>Karl van BIERVLIET, Dirk Le ROY and Paulo A.L.D. NUNES</i> : <u>An Accidental Oil Spill Along the Belgian Coast: Results from a CV Study</u>
CCMP	42.2006	<i>Rolf GOLOMBEK and Michael HOEL</i> : <u>Endogenous Technology and Tradable Emission Quotas</u>
KTHC	43.2006	<i>Giulio CAINELLI and Donato IACOBUCCI</i> : <u>The Role of Agglomeration and Technology in Shaping Firm Strategy and Organization</u>
CCMP	44.2006	<i>Alvaro CALZADILLA, Francesco PAULI and Roberto ROSON</i> : <u>Climate Change and Extreme Events: An Assessment of Economic Implications</u>
SIEV	45.2006	<i>M.E. KRAGT, P.C. ROEBELING and A. RUIJS</i> : <u>Effects of Great Barrier Reef Degradation on Recreational Demand: A Contingent Behaviour Approach</u>
NRM	46.2006	<i>C. GIUPPONI, R. CAMERA, A. FASSIO, A. LASUT, J. MYSLIAK and A. SGOBBI</i> : <u>Network Analysis, Creative System Modelling and DecisionSupport: The NetSyMoD Approach</u>
KTHC	47.2006	<i>Walter F. LALICH</i> (lxxx): <u>Measurement and Spatial Effects of the Immigrant Created Cultural Diversity in Sydney</u>
KTHC	48.2006	<i>Elena PASPALANOVA</i> (lxxx): <u>Cultural Diversity Determining the Memory of a Controversial Social Event</u>
KTHC	49.2006	<i>Ugo GASPARINO, Barbara DEL CORPO and Dino PINELLI</i> (lxxx): <u>Perceived Diversity of Complex Environmental Systems: Multidimensional Measurement and Synthetic Indicators</u>
KTHC	50.2006	<i>Aleksandra HAUKE</i> (lxxx): <u>Impact of Cultural Differences on Knowledge Transfer in British, Hungarian and Polish Enterprises</u>
KTHC	51.2006	<i>Katherine MARQUAND FORSYTH and Vanja M. K. STENIUS</i> (lxxx): <u>The Challenges of Data Comparison and Varied European Concepts of Diversity</u>
KTHC	52.2006	<i>Gianmarco I.P. OTTAVIANO and Giovanni PERI</i> (lxxx): <u>Rethinking the Gains from Immigration: Theory and Evidence from the U.S.</u>
KTHC	53.2006	<i>Monica BARNI</i> (lxxx): <u>From Statistical to Geolinguistic Data: Mapping and Measuring Linguistic Diversity</u>
KTHC	54.2006	<i>Lucia TAJOLI and Lucia DE BENEDETTIS</i> (lxxx): <u>Economic Integration and Similarity in Trade Structures</u>
KTHC	55.2006	<i>Suzanna CHAN</i> (lxxx): <u>“God’s Little Acre” and “Belfast Chinatown”: Diversity and Ethnic Place Identity in Belfast</u>
KTHC	56.2006	<i>Diana PETKOVA</i> (lxxx): <u>Cultural Diversity in People’s Attitudes and Perceptions</u>
KTHC	57.2006	<i>John J. BETANCUR</i> (lxxx): <u>From Outsiders to On-Paper Equals to Cultural Curiosities? The Trajectory of Diversity in the USA</u>
KTHC	58.2006	<i>Kiflemariam HAMDE</i> (lxxx): <u>Cultural Diversity A Glimpse Over the Current Debate in Sweden</u>
KTHC	59.2006	<i>Emilio GREGORI</i> (lxxx): <u>Indicators of Migrants’ Socio-Professional Integration</u>
KTHC	60.2006	<i>Christa-Maria LERM HAYES</i> (lxxx): <u>Unity in Diversity Through Art? Joseph Beuys’ Models of Cultural Dialogue</u>
KTHC	61.2006	<i>Sara VERTOMMEN and Albert MARTENS</i> (lxxx): <u>Ethnic Minorities Rewarded: Ethnostratification on the Wage Market in Belgium</u>
KTHC	62.2006	<i>Nicola GENOVESE and Maria Grazia LA SPADA</i> (lxxx): <u>Diversity and Pluralism: An Economist's View</u>
KTHC	63.2006	<i>Carla BAGNA</i> (lxxx): <u>Italian Schools and New Linguistic Minorities: Nationality Vs. Plurilingualism. Which Ways and Methodologies for Mapping these Contexts?</u>
KTHC	64.2006	<i>Vedran OMANOVIĆ</i> (lxxx): <u>Understanding “Diversity in Organizations” Paradigmatically and Methodologically</u>
KTHC	65.2006	<i>Mila PASPALANOVA</i> (lxxx): <u>Identifying and Assessing the Development of Populations of Undocumented Migrants: The Case of Undocumented Poles and Bulgarians in Brussels</u>
KTHC	66.2006	<i>Roberto ALZETTA</i> (lxxx): <u>Diversities in Diversity: Exploring Moroccan Migrants’ Livelihood in Genoa</u>
KTHC	67.2006	<i>Monika SEDENKOVA and Jiri HORAK</i> (lxxx): <u>Multivariate and Multicriteria Evaluation of Labour Market Situation</u>
KTHC	68.2006	<i>Dirk JACOBS and Andrea REA</i> (lxxx): <u>Construction and Import of Ethnic Categorisations: “Allochthones” in The Netherlands and Belgium</u>
KTHC	69.2006	<i>Eric M. USLANER</i> (lxxx): <u>Does Diversity Drive Down Trust?</u>
KTHC	70.2006	<i>Paula MOTA SANTOS and João BORGES DE SOUSA</i> (lxxx): <u>Visibility & Invisibility of Communities in Urban Systems</u>
ETA	71.2006	<i>Rinaldo BRAU and Matteo LIPPI BRUNI</i> : <u>Eliciting the Demand for Long Term Care Coverage: A Discrete Choice Modelling Analysis</u>
CTN	72.2006	<i>Dinko DIMITROV and Claus-JOCHEN HAAKE</i> : <u>Coalition Formation in Simple Games: The Semistrict Core</u>
CTN	73.2006	<i>Ottorino CHILLEM, Benedetto GUI and Lorenzo ROCCO</i> : <u>On The Economic Value of Repeated Interactions Under Adverse Selection</u>
CTN	74.2006	<i>Sylvain BEAL and Nicolas QUÉROU</i> : <u>Bounded Rationality and Repeated Network Formation</u>
CTN	75.2006	<i>Sophie BADE, Guillaume HAERINGER and Ludovic RENO</i> : <u>Bilateral Commitment</u>
CTN	76.2006	<i>Andranik TANGIAN</i> : <u>Evaluation of Parties and Coalitions After Parliamentary Elections</u>
CTN	77.2006	<i>Rudolf BERGHAMMER, Agnieszka RUSINOWSKA and Harrie de SWART</i> : <u>Applications of Relations and Graphs to Coalition Formation</u>
CTN	78.2006	<i>Paolo PIN</i> : <u>Eight Degrees of Separation</u>
CTN	79.2006	<i>Roland AMANN and Thomas GALL</i> : <u>How (not) to Choose Peers in Studying Groups</u>

CTN	80.2006	<i>Maria MONTERO</i> : <u>Inequity Aversion May Increase Inequity</u>
CCMP	81.2006	<i>Vincent M. OTTO, Andreas LÖSCHEL and John REILLY</i> : <u>Directed Technical Change and Climate Policy</u>
CSRM	82.2006	<i>Nicoletta FERRO</i> : <u>Riding the Waves of Reforms in Corporate Law, an Overview of Recent Improvements in Italian Corporate Codes of Conduct</u>
CTN	83.2006	<i>Siddhartha BANDYOPADHYAY and Mandar OAK</i> : <u>Coalition Governments in a Model of Parliamentary Democracy</u>
PRCG	84.2006	<i>Raphaël SOUBEYRAN</i> : <u>Valence Advantages and Public Goods Consumption: Does a Disadvantaged Candidate Choose an Extremist Position?</u>
CCMP	85.2006	<i>Eduardo L. GIMÉNEZ and Miguel RODRÍGUEZ</i> : <u>Pigou's Dividend versus Ramsey's Dividend in the Double Dividend Literature</u>
CCMP	86.2006	<i>Andrea BIGANO, Jacqueline M. HAMILTON and Richard S.J. TOL</i> : <u>The Impact of Climate Change on Domestic and International Tourism: A Simulation Study</u>
KTHC	87.2006	<i>Fabio SABATINI</i> : <u>Educational Qualification, Work Status and Entrepreneurship in Italy an Exploratory Analysis</u>
CCMP	88.2006	<i>Richard S.J. TOL</i> : <u>The Polluter Pays Principle and Cost-Benefit Analysis of Climate Change: An Application of Fund</u>
CCMP	89.2006	<i>Philippe TULKENS and Henry TULKENS</i> : <u>The White House and The Kyoto Protocol: Double Standards on Uncertainties and Their Consequences</u>
SIEV	90.2006	<i>Andrea M. LEITER and Gerald J. PRUCKNER</i> : <u>Proportionality of Willingness to Pay to Small Risk Changes – The Impact of Attitudinal Factors in Scope Tests</u>
PRCG	91.2006	<i>Raphaël SOUBEYRAN</i> : <u>When Inertia Generates Political Cycles</u>
CCMP	92.2006	<i>Alireza NAGHAVI</i> : <u>Can R&D-Inducing Green Tariffs Replace International Environmental Regulations?</u>
CCMP	93.2006	<i>Xavier PAUTREL</i> : <u>Reconsidering The Impact of Environment on Long-Run Growth When Pollution Influences Health and Agents Have Finite-Lifetime</u>
CCMP	94.2006	<i>Corrado Di MARIA and Edwin van der WERF</i> : <u>Carbon Leakage Revisited: Unilateral Climate Policy with Directed Technical Change</u>
CCMP	95.2006	<i>Paulo A.L.D. NUNES and Chiara M. TRAVISI</i> : <u>Comparing Tax and Tax Reallocations Payments in Financing Rail Noise Abatement Programs: Results from a CE valuation study in Italy</u>
CCMP	96.2006	<i>Timo KUOSMANEN and Mika KORTELAINEN</i> : <u>Valuing Environmental Factors in Cost-Benefit Analysis Using Data Envelopment Analysis</u>
KTHC	97.2006	<i>Dermot LEAHY and Alireza NAGHAVI</i> : <u>Intellectual Property Rights and Entry into a Foreign Market: FDI vs. Joint Ventures</u>
CCMP	98.2006	<i>Inmaculada MARTÍNEZ-ZARZOSO, Aurelia BENGOCHEA-MORANCHO and Rafael MORALES LAGE</i> : <u>The Impact of Population on CO2 Emissions: Evidence from European Countries</u>
PRCG	99.2006	<i>Alberto CAVALIERE and Simona SCABROSETTI</i> : <u>Privatization and Efficiency: From Principals and Agents to Political Economy</u>
NRM	100.2006	<i>Khaled ABU-ZEID and Sameh AFIFI</i> : <u>Multi-Sectoral Uses of Water & Approaches to DSS in Water Management in the NOSTRUM Partner Countries of the Mediterranean</u>
NRM	101.2006	<i>Carlo GIUPPONI, Jaroslav MYSLAK and Jacopo CRIMI</i> : <u>Participatory Approach in Decision Making Processes for Water Resources Management in the Mediterranean Basin</u>
CCMP	102.2006	<i>Kerstin RONNEBERGER, Maria BERRITTELLA, Francesco BOSELLO and Richard S.J. TOL</i> : <u>Klum@Gtap: Introducing Biophysical Aspects of Land-Use Decisions Into a General Equilibrium Model A Coupling Experiment</u>
KTHC	103.2006	<i>Avner BEN-NER, Brian P. McCALL, Massoud STEPHANE, and Hua WANG</i> : <u>Identity and Self-Other Differentiation in Work and Giving Behaviors: Experimental Evidence</u>
SIEV	104.2006	<i>Aline CHIABAI and Paulo A.L.D. NUNES</i> : <u>Economic Valuation of Oceanographic Forecasting Services: A Cost-Benefit Exercise</u>
NRM	105.2006	<i>Paola MINOIA and Anna BRUSAROSCO</i> : <u>Water Infrastructures Facing Sustainable Development Challenges: Integrated Evaluation of Impacts of Dams on Regional Development in Morocco</u>
PRCG	106.2006	<i>Carmine GUERRIERO</i> : <u>Endogenous Price Mechanisms, Capture and Accountability Rules: Theory and Evidence</u>
CCMP	107.2006	<i>Richard S.J. TOL, Stephen W. PACALA and Robert SOCOLOW</i> : <u>Understanding Long-Term Energy Use and Carbon Dioxide Emissions in the Usa</u>
NRM	108.2006	<i>Carles MANERA and Jaume GARAU TABERNER</i> : <u>The Recent Evolution and Impact of Tourism in the Mediterranean: The Case of Island Regions, 1990-2002</u>
PRCG	109.2006	<i>Carmine GUERRIERO</i> : <u>Dependent Controllers and Regulation Policies: Theory and Evidence</u>
KTHC	110.2006	<i>John FOOT (lxxx)</i> : <u>Mapping Diversity in Milan. Historical Approaches to Urban Immigration</u>
KTHC	111.2006	<i>Donatella CALABI</i> : <u>Foreigners and the City: An Historiographical Exploration for the Early Modern Period</u>
IEM	112.2006	<i>Andrea BIGANO, Francesco BOSELLO and Giuseppe MARANO</i> : <u>Energy Demand and Temperature: A Dynamic Panel Analysis</u>
SIEV	113.2006	<i>Anna ALBERINI, Stefania TONIN, Margherita TURVANI and Aline CHIABAI</i> : <u>Paying for Permanence: Public Preferences for Contaminated Site Cleanup</u>
CCMP	114.2006	<i>Vivekananda MUKHERJEE and Dirk T.G. RÜBBELKE</i> : <u>Global Climate Change, Technology Transfer and Trade with Complete Specialization</u>
NRM	115.2006	<i>Clive LIPCHIN</i> : <u>A Future for the Dead Sea Basin: Water Culture among Israelis, Palestinians and Jordanians</u>
CCMP	116.2006	<i>Barbara BUCHNER, Carlo CARRARO and A. Denny ELLERMAN</i> : <u>The Allocation of European Union Allowances: Lessons, Unifying Themes and General Principles</u>
CCMP	117.2006	<i>Richard S.J. TOL</i> : <u>Carbon Dioxide Emission Scenarios for the Usa</u>

NRM	118.2006	<i>Isabel CORTÉS-JIMÉNEZ and Manuela PULINA: <u>A further step into the ELGH and TLGH for Spain and Italy</u></i>
SIEV	119.2006	<i>Beat HINTERMANN, Anna ALBERINI and Anil MARKANDYA: <u>Estimating the Value of Safety with Labor Market Data: Are the Results Trustworthy?</u></i>
SIEV	120.2006	<i>Elena STRUKOVA, Alexander GOLUB and Anil MARKANDYA: <u>Air Pollution Costs in Ukraine</u></i>
CCMP	121.2006	<i>Massimiliano MAZZANTI, Antonio MUSOLESI and Roberto ZOBOLI: <u>A Bayesian Approach to the Estimation of Environmental Kuznets Curves for CO₂ Emissions</u></i>
ETA	122.2006	<i>Jean-Marie GREETHER, Nicole A. MATHYS, and Jaime DE MELO: <u>Unraveling the World-Wide Pollution Haven Effect</u></i>
KTHC	123.2006	<i>Sergio VERGALLI: <u>Entry and Exit Strategies in Migration Dynamics</u></i>
PRCG	124.2006	<i>Bernardo BORTOLOTTI and Valentina MILELLA: <u>Privatization in Western Europe Stylized Facts, Outcomes and Open Issues</u></i>
SIEV	125.2006	<i>Pietro CARATTI, Ludovico FERRAGUTO and Chiara RIBOLDI: <u>Sustainable Development Data Availability on the Internet</u></i>
SIEV	126.2006	<i>S. SILVESTRI, M PELLIZZATO and V. BOATTO: <u>Fishing Across the Centuries: What Prospects for the Venice Lagoon?</u></i>
CTN	127.2006	<i>Alison WATTS: <u>Formation of Segregated and Integrated Groups</u></i>
SIEV	128.2006	<i>Danny CAMPBELL, W. George HUTCHINSON and Riccardo SCARPA: <u>Lexicographic Preferences in Discrete Choice Experiments: Consequences on Individual-Specific Willingness to Pay Estimates</u></i>
CCMP	129.2006	<i>Giovanni BELLA: <u>Transitional Dynamics Towards Sustainability: Reconsidering the EKC Hypothesis</u></i>
IEM	130.2006	<i>Elisa SCARPA and Matteo MANERA: <u>Pricing and Hedging Illiquid Energy Derivatives: an Application to the JCC Index</u></i>
PRCG	131.2006	<i>Andrea BELTRATTI and Bernardo BORTOLOTTI: <u>The Nontradable Share Reform in the Chinese Stock Market</u></i>
IEM	132.2006	<i>Alberto LONGO, Anil MARKANDYA and Marta PETRUCCI: <u>The Internalization of Externalities in The Production of Electricity: Willingness to Pay for the Attributes of a Policy for Renewable Energy</u></i>
ETA	133.2006	<i>Brighita BERCEA and Sonia OREFFICE: <u>Quality of Available Mates, Education and Intra-Household Bargaining Power</u></i>
KTHC	134.2006	<i>Antonia R. GURRIERI and Luca PETRUZZELLIS: <u>Local Networks to Compete in the Global Era. The Italian SMEs Experience</u></i>
CCMP	135.2006	<i>Andrea BIGANO, Francesco BOSELLO, Roberto ROSON and Richard S.J. TOL: <u>Economy-Wide Estimates of the Implications of Climate Change: A Joint Analysis for Sea Level Rise and Tourism</u></i>
CCMP	136.2006	<i>Richard S.J. TOL: <u>Why Worry About Climate Change? A Research Agenda</u></i>
SIEV	137.2006	<i>Anna ALBERINI, Alberto LONGO and Patrizia RIGANTI: <u>Using Surveys to Compare the Public's and Decisionmakers' Preferences for Urban Regeneration: The Venice Arsenale</u></i>
ETA	138.2006	<i>Y. Hossein FARZIN and Ken-Ichi AKAO: <u>Environmental Quality in a Differentiated Duopoly</u></i>
CCMP	139.2006	<i>Denny ELLERMAN and Barbara BUCHNER: <u>Over-Allocation or Abatement? A Preliminary Analysis of the Eu Ets Based on the 2005 Emissions Data</u></i>
CCMP	140.2006	<i>Horațiu A. RUS (lxxx): <u>Renewable Resources, Pollution and Trade in a Small Open Economy</u></i>

(lxxviii) This paper was presented at the Second International Conference on "Tourism and Sustainable Economic Development - Macro and Micro Economic Issues" jointly organised by CRENoS (Università di Cagliari and Sassari, Italy) and Fondazione Eni Enrico Mattei, Italy, and supported by the World Bank, Chia, Italy, 16-17 September 2005.

(lxxix) This paper was presented at the International Workshop on "Economic Theory and Experimental Economics" jointly organised by SET (Center for advanced Studies in Economic Theory, University of Milano-Bicocca) and Fondazione Eni Enrico Mattei, Italy, Milan, 20-23 November 2005. The Workshop was co-sponsored by CISEPS (Center for Interdisciplinary Studies in Economics and Social Sciences, University of Milan-Bicocca).

(lxxx) This paper was presented at the First EURODIV Conference "Understanding diversity: Mapping and measuring", held in Milan on 26-27 January 2006 and supported by the Marie Curie Series of Conferences "Cultural Diversity in Europe: a Series of Conferences.

(lxxxi) This paper was presented at the EAERE-FEEM-VIU Summer School on "Computable General Equilibrium Modeling in Environmental and Resource Economics", held in Venice from June 25th to July 1st, 2006 and supported by the Marie Curie Series of Conferences "European Summer School in Resource and Environmental Economics".

2006 SERIES

CCMP	<i>Climate Change Modelling and Policy</i> (Editor: Marzio Galeotti)
SIEV	<i>Sustainability Indicators and Environmental Valuation</i> (Editor: Anna Alberini)
NRM	<i>Natural Resources Management</i> (Editor: Carlo Giupponi)
KTHC	<i>Knowledge, Technology, Human Capital</i> (Editor: Gianmarco Ottaviano)
IEM	<i>International Energy Markets</i> (Editor: Matteo Manera)
CSRM	<i>Corporate Social Responsibility and Sustainable Management</i> (Editor: Giulio Sapelli)
PRCG	<i>Privatisation Regulation Corporate Governance</i> (Editor: Bernardo Bortolotti)
ETA	<i>Economic Theory and Applications</i> (Editor: Carlo Carraro)
CTN	<i>Coalition Theory Network</i>