

Manera, Matteo

Working Paper

Modeling Factor Demands with SEM and VAR: An Empirical Comparison

Nota di Lavoro, No. 47.2005

Provided in Cooperation with:

Fondazione Eni Enrico Mattei (FEEM)

Suggested Citation: Manera, Matteo (2005) : Modeling Factor Demands with SEM and VAR: An Empirical Comparison, Nota di Lavoro, No. 47.2005, Fondazione Eni Enrico Mattei (FEEM), Milano

This Version is available at:

<https://hdl.handle.net/10419/74118>

Standard-Nutzungsbedingungen:

Die Dokumente auf EconStor dürfen zu eigenen wissenschaftlichen Zwecken und zum Privatgebrauch gespeichert und kopiert werden.

Sie dürfen die Dokumente nicht für öffentliche oder kommerzielle Zwecke vervielfältigen, öffentlich ausstellen, öffentlich zugänglich machen, vertreiben oder anderweitig nutzen.

Sofern die Verfasser die Dokumente unter Open-Content-Lizenzen (insbesondere CC-Lizenzen) zur Verfügung gestellt haben sollten, gelten abweichend von diesen Nutzungsbedingungen die in der dort genannten Lizenz gewährten Nutzungsrechte.

Terms of use:

Documents in EconStor may be saved and copied for your personal and scholarly purposes.

You are not to copy documents for public or commercial purposes, to exhibit the documents publicly, to make them publicly available on the internet, or to distribute or otherwise use the documents in public.

If the documents have been made available under an Open Content Licence (especially Creative Commons Licences), you may exercise further usage rights as specified in the indicated licence.

**Modeling Factor Demands with
SEM and VAR:
An Empirical Comparison**
Matteo Manera

NOTA DI LAVORO 47.2005

APRIL 2005

IEM – International Energy Markets

Matteo Manera, *Department of Statistics, University of Milan-Bicocca
and Fondazione Eni Enrico Mattei*

This paper can be downloaded without charge at:

The Fondazione Eni Enrico Mattei Note di Lavoro Series Index:
<http://www.feem.it/Feem/Pub/Publications/WPapers/default.htm>

Social Science Research Network Electronic Paper Collection:
<http://ssrn.com/abstract=700604>

Modeling Factor Demands with SEM and VAR: An Empirical Comparison

Summary

The empirical analysis of the economic interactions between factors of production, output and corresponding prices has received much attention over the last two decades. Most contributions in this area have agreed on the neoclassical principle of a representative optimizing firm and typically use theory-based structural equation models (SEM). A popular alternative to SEM is given by the vector autoregression (VAR) methodology. The most recent attempts to link the SEM approach with VAR analysis in the area of factor demands concentrate on single-equation models, whereas no effort has been devoted to compare these alternative approaches when a firm is assumed to face a multi-factor technology and to decide simultaneously the optimal quantity for each input. This paper bridges this gap. First, we illustrate how the SEM and the VAR approaches can both represent valid alternatives to model systems of dynamic factor demands. Second, we show how to apply both methodologies to estimate dynamic factor demands derived from a cost-minimizing capital-labour-energy-materials (KLEM) technology with adjustment costs (ADC) on the quasi-fixed capital factor. Third, we explain how to use both models to calculate some widely accepted indicators of the production structure of an economic sector, such as price and quantity elasticities, and alternative measures of ADC. In particular, we propose and discuss some theoretical and empirical justifications of the differences between observed elasticities, measures of ADC, and the assumption of exogeneity of output and/or input prices. Finally, we offer some suggestions for the applied researcher.

Keywords: Simultaneous equation models, Vector autoregression models, Factor demands, Dynamic duality

JEL Classification: C30, C52, D92

The author would like to thank two anonymous referees and seminar participants at the Agricultural and Resource Economics (ARE) Group, the Department of Economics at the University of Western Australia (UWA), the Department of Statistics at the University of Milan-Bicocca and the Fondazione Eni Enrico Mattei for helpful comments and suggestions. Specific thanks to Roberto Asti, Cristiana Boschi, Michael Burton, Umberto Cherubini, Marzio Galeotti, Michael McAleer and Bruno Sitzia for many insightful discussions.

Address for correspondence:

Matteo Manera
Department of Statistics
University of Milan-Bicocca
Via Bicocca degli Arcimboldi, 8
20126 Milan
Italy
Phone: +39 02 64487319
Fax: +39 02 6473312
E-mail: Matteo.Manera@unimib.it

1. Introduction

The empirical analysis of the economic interactions between factors of production, output and corresponding prices has received much attention over the last two decades.

Although the many contributions in this area differ substantially in the functional specification of the technology, the inclusion of any dynamics and the treatment of expectations formation, they all agree on the neoclassical principle of a representative optimizing firm and typically use theory-based structural equation models (SEM). Among the different alternatives proposed in the literature to model and evaluate dynamic factor demands within the SEM approach, dynamic duality theory is a relatively new and promising tool which was developed in the early 1980's (McLaren and Cooper, 1980; Epstein, 1981) and applied in the fields of production analysis (Epstein and Denny, 1983; Chang and Stefanou, 1988; Bernstein and Nadiri, 1989; Manera, 1994) and agricultural economics (Vasavada and Chambers, 1986; Howard and Shumway, 1988; Luh and Stefanou, 1991, 1996; Fernandez-Cornejo, Gempesaw II, Elterich and Stefanou, 1992). Within this framework, full consistency with the adjustment cost (ADC) scheme and the underlying dynamic optimization problem of the firm is ensured by the dual relationship existing between the firm's technology and its intertemporal value function. Based on this relationship, it is possible to derive closed-form factor demand equations using a generalization of Shephard's (Hotelling)'s lemma and avoiding the explicit solution of the optimal control problem.

A popular alternative to SEM is given by the vector autoregression (VAR) methodology, which can be interpreted as a response to one major weakness of SEM, namely the a priori division between endogenous and exogenous variables. Within this approach, the process of describing the complex relationships between economic variables starts from the formulation of an unrestricted VAR model, where each series is explained as a function of its own history only, of the lagged values of the remaining series, and possibly some deterministic components (constants, trends, seasonals and dummies). The lag length is taken to be large enough to capture the temporal properties of the variables and treat disturbances as innovations. Since many macroeconomic time series exhibit non-stationary characteristics and the distinction between endogenous and (weakly) exogenous variables is often arbitrary, it would be desirable in applied research to use an approach which could be easily adapted to model integrated variables and to test for exogeneity. The VAR methodology provides the researcher with a useful tool to analyze short-run (SR) as well as long-run (LR), or cointegration, relationships among the non-stationary variables (Johansen, 1988). The

issue of conditioning upon a particular set of variables can be addressed by adapting Johansen's (1992) analysis to the (weak) exogeneity case (Urbain, 1992; Boswijk, 1993).

Although not numerous, various attempts to link the SEM approach with VAR analysis can be found in the recent literature on factor demands (Engsted and Haldrup, 1994, 1999). Little, if any, effort has been devoted to comparing these alternative approaches when firms are assumed to face a multi-factor technology.

This paper bridges this gap. We illustrate how the SEM and the VAR approaches can both represent valid alternatives to model systems of dynamic factor demands. Moreover, we show how to apply the methodologies to estimate dynamic factor demands derived from a cost-minimizing capital-labour-energy-materials (KLEM) technology with ADC on the quasi-fixed capital factor, using annual observations on the Italian total manufacturing sector. Then, we discuss how to use both models to calculate some widely accepted indicators of the production structure of an economic sector, such as price and quantity elasticities, and alternative measures of ADC. In particular, we propose and discuss some theoretical and empirical justifications of the differences between observed elasticities, measures of ADC, and the assumption of exogeneity of output and/or input prices. Finally, we provide some suggestions for the applied researcher interested in modeling factor demand systems.

The paper is organized as follows. Section 2 is devoted to a brief outline of the SEM and VAR approaches. Section 3 contains an analysis of the statistical behaviour of the economic time series, together with the econometric specification and estimation of the SEM and the VAR models. Section 4 is dedicated to the practical use of both models of factor demands. Section 5 gives some concluding comments.

2. Modeling dynamic factor demands using SEM and VAR

2.1. The SEM approach

In the SEM approach, structural equations originate from a fully specified, possibly non-linear model of the economy, where suitable functional forms for the fundamentals of the model (i.e. preferences and technologies) have been selected. Optimization of some underlying objective function implies decision rules (i.e. reduced form equations) for the endogenous variables of the model, which can be written in terms of the exogenous predetermined variables and a set of non-linear cross-equation restrictions. Since regressors could be correlated with the errors, a non-linear, instrumental variable system estimator is generally needed in order to avoid the simultaneous equation bias. For example, in factor demand systems, the presence of the level change of the quasi-fixed factor as a regressor in the equations for the variable inputs and the endogeneity of input prices and/or output are common sources of simultaneity bias.

More formally, consider the (non-linear) simultaneous equation model defined by the following system of n factor demand equations in implicit form (see Bowden and Turkington, 1984, p. 185):

$$(1) f_i(y_t, z_t, \xi_i) = u_{it}, i=1, \dots, n; t=1, \dots, T$$

where y_t is an $n \times 1$ vector of endogenous variables, z_t is a $s \times 1$ vector of exogenous variables, and ξ_i is a vector of parameters. Not all of the elements of y_t and z_t may actually appear in the arguments of each f_i . We define an $n \times 1$ error vector u_t as $(u_{1t}, u_{2t}, \dots, u_{nt})'$. Assume that the vectors u_t , $t=1, \dots, T$, are independently and identically normally distributed with zero mean vector and covariance matrix Σ .

In factor demand analysis, errors across input equations are expected to be contemporaneously correlated, implying that the $n \times n$ error variance-covariance matrix Σ would be non-diagonal (Berndt, 1991, p. 463). In addition, the presence of u_t is generally justified in two ways (Hayashi, 2000, p. 301). One is to admit that firms make random errors in choosing their cost-minimizing input combinations. The second is to allow the intercept coefficients to be stochastic and vary across firms. In this latter case the constant intercept in the i -th equation would be the mean of the random intercept, and the error term would be the deviation of the random intercept from its mean.

Define $f_t = (f_{1t}, f_{2t}, \dots, f_{nt})$ and $f_{it} = f_i(y_{1t}, y_{2t}, \dots, y_{nt}, z_{1t}, \dots, z_{st}, \xi_i)$. Assume that partial derivatives exist and are continuous and that $\partial f_t / \partial y_t'$ and $\sum_{t=1}^T f_t f_t'$ are non-singular. System (1) can be written in stacked form as $f(\xi) = f(y, x, \xi) = u$, where $\xi = (\xi_1', \xi_2', \dots, \xi_n)'$ and the first T elements of the stacked vectors f or u correspond to the first equation, the second T elements to the second equation, and so on.

Noting that $\text{Cov}(u) = \Sigma \otimes I_T$, an instrumental variable estimator is the value of ξ which minimizes $\phi(\xi) = f(\xi)' P f(\xi)$ for some suitable choice of the matrix P . Assume there is a matrix V of instruments of order $T \times q$, with $q \geq \dim(\xi)$. Variables in V may not coincide with the exogenous variables that appear originally in the arguments of f .

The Non-linear Three-Stage Least Squares estimator (NL3SLS) (see Jorgenson and Laffont, 1974; Berndt, Hall, Hall and Hausman, 1974; Amemiya, 1997) is defined as the value of ξ that minimizes $\phi(\xi)$ when $P = \Sigma^{-1} \otimes V (V'V)^{-1} V'$.

Although the NL3SLS estimator is asymptotically less efficient than the Maximum Likelihood estimator, it is more robust against non-normality. Denote by G the data matrix $\partial f / \partial \xi'$ corresponding to derivatives of the functions f_i with respect to ξ_i , and define G_0 as the value of G at the true value $\xi = \xi_0$. Under suitable regularity conditions, the NL3SLS estimator is consistent and asymptotically normal with limiting covariance matrix $\left(\text{plim} \frac{1}{T} G_0' P G_0 \right)^{-1}$ (Amemiya, 1977, p. 965). Amemiya (1985, p. 256) points out that non-linearity generally helps identification. For example, in a non-linear model the number of excluded exogenous variables in a given equation needs not to be greater than or equal to the number of parameters of the same equation. In addition, one sufficient condition for identifiability is that the limiting matrix $\text{plim} \frac{1}{T} G_0' P G_0$ is non-singular.

Factor demand models are often characterized by the presence of cross-equation restrictions (e.g. symmetry, homogeneity, monotonicity and concavity restrictions). The NL3SLS estimator can be easily accommodated to deal with constraints among the parameters. If, for example, the same parameters ξ_i appear in different equations, it is always possible to express each ξ_i as a function of θ , $\xi_i(\theta)$, where the number of elements in θ is less than those in ξ . Then, the inverse of the estimated asymptotic variance-covariance matrix has to be premultiplied by $\partial \xi' / \partial \theta$ and postmultiplied by $\partial \xi / \partial \theta'$ (Amemiya, 1977, p. 401).

Many estimated factor demand systems have demonstrated to be affected by residual autocorrelation. A simple way to deal with this problem is to extend the structure of the errors to a vector autoregressive process (Berndt, 1991, p. 477). For example, let assume that $u_t = \Phi u_{t-1} + e_t$, with e_t being a vector of independently and identically distributed errors, and Φ a $n \times n$ non-diagonal, asymmetric autocovariance matrix consisting in n^2 parameters. Write system (1) as $f'_t = u_t$. Taking into account the first-order autocorrelation structure of the errors, the system becomes:

$$f'_t = \Phi f'_{t-1} + e_t.$$

This system can be estimated by using the NL3SLS estimator discussed above. Since the number of parameters to be estimated has increased by n^2 , even for small systems it is easy to run out of degrees of freedom. In this situation, restrictions can be imposed on matrix Φ , such as Φ diagonal or $\Phi = \phi I_n$, where ϕ indicates a correlation coefficient which is common across equations. All these restrictions, which assume that autocorrelation affects the equations of the system in very particular ways, can also be tested via Wald-type tests (Berndt, 1991, pag. 466).

In this paper we model and evaluate SEM (1) using dynamic duality. Within this approach, the relationship between the firm's technology and its intertemporal value function ensures full consistency of the model with the ADL scheme and the optimization problem of the firm, as well as the possibility of deriving closed-form factor demand equations via a simple generalization of Shephard's lemma.

Let the firm's technology be represented by the production function:

$$(2) Q = \varphi(VF, FF, GI, t)$$

where Q is scalar output (or, equivalently, Q is a $v_0 \times 1$ vector with $v_0=1$), VF is a $v_1 \times 1$ vector of variable inputs, FF is a $v_2 \times 1$ vector of quasi-fixed inputs, GI is a $v_2 \times 1$ vector of gross investment in the quasi-fixed factors, and t is time. The inclusion of time as an explicit argument in the production function captures the advancement in technology (Luh and Stefanou, 1996, p. 992). Moreover, notice that all variables are functions of time. GI as an argument of (2) accounts for the presence of internal ADC, brought about by changes in the level of capital stocks FF . The production function $\varphi(\cdot)$ is increasing in VF , FF and t , decreasing in GI , and concave in VF , FF , GI . Assuming that the

firm minimizes the present value of its future costs at initial time t_0 under static price and output expectations, the objective function can be written as:

$$(3) \min_{VF, GI} \int_{t_0}^{\infty} e^{-rt} (\hat{VP}' \cdot VF + \hat{FP}' \cdot GI) dt$$

subject to

$$(4) \begin{aligned} GI &= \frac{dFF}{dt} + D \cdot FF \\ FF(t_0) &= FF_0 \end{aligned}$$

where \hat{VP} is a $v_1 \times 1$ vector of prices of the variable inputs, \hat{FP} is a $v_2 \times 1$ vector of prices for the quasi-fixed inputs, $\frac{dFF}{dt}$ is a $v_2 \times 1$ vector of net investment in the quasi-fixed factors, r is a constant interest rate, and D is a $v_2 \times v_2$ diagonal matrix of constant depreciation rates. The assumption of time-invariant interest and depreciation rates is common to the vast majority of applications of intertemporal duality theory and can be rationalized using the continual replanning argument (see Galeotti, 1996, for a complete survey on the existing literature). In this way, r is absorbed into the functional form for the intertemporal value function.

Inverting the production function (2) with respect to, say, VF_1 , yields the factor requirement function for VF_1 , which is dual to the normalized restricted cost function:

$$(5) C(VP, FF, GI, Q, t) = VP' \cdot VF$$

with $VP = \hat{VP} / \hat{VP}_1$ and $C(\cdot)$ is normalized for \hat{VP}_1 . It is easy to show that problem (3) can be suitably rewritten as:

$$(6) J(t_0, FF_0, RP, VP, Q, t) = \min_{GI} \int_{t_0}^{\infty} e^{-rt} [C(VP, FF, GI, Q, t) + RP' \cdot FF] dt$$

subject to (4), where $RP = (r + D) \cdot FP$, $FP = \hat{FP} / \hat{FP}_1$, is the rental price of FF normalized by \hat{VP}_1 .

The dynamic duality theory (Epstein, 1981) defines, in close analogy to the static case, a formal relation between a given technology, represented here by the dual cost function $C(\cdot)$, and the

intertemporal value function $J(\cdot)$, which is the solution to (6). The general form of the Hamilton-Jacobi (HJ) equation for problem (6) at t_0 is given by (Kamien and Schwartz, 1991, p. 260) as:

$$-J_{t_0}(t_0, FF_0, RP, VP, Q, t) = \min_{GI} \{ e^{-rt_0} [C(VP, FF_0, GI, Q, t) + RP' \cdot FF_0] + J'_{FF_0}(\cdot)(GI - D \cdot FF_0) + J_t(\cdot) \}$$

with $J_\psi(\cdot)$ indicating the first-order derivative of $J(\cdot)$ with respect to variable ψ , and $J_{\psi,\omega}(\cdot)$ being the second-order derivative of $J(\cdot)$ with respect to variables ψ and ω . Define:

$$J(t_0, FF_0, RP, VP, Q, t) \equiv e^{-rt_0} \tilde{J}(FF_0, RP, VP, Q, t),$$

where $\tilde{J}(\cdot) = \min_{GI} \int_{t_0}^{\infty} e^{-r(t-t_0)} [C(\cdot) + RP' \cdot FF] dt$, subject to equation (4). Using these last two expressions we obtain: $-J_{t_0}(\cdot) = re^{-rt_0} \tilde{J}(\cdot)$; $J_{FF_0}(\cdot) = e^{-rt_0} \tilde{J}_{FF_0}(\cdot)$; $J_t(\cdot) = e^{-rt_0} \tilde{J}_t(\cdot)$. Substituting into the HJ equation from problem (6) and multiplying both sides by e^{rt_0} yields:

$$(7) \quad r\tilde{J}(\cdot) = \min_{GI} [C(\cdot) + RP' \cdot FF + \tilde{J}'_{FF_0}(\cdot)(GI - D \cdot FF) + \tilde{J}_t(\cdot)].$$

The problem dual to (7) is:

$$(8) \quad C^\circ(\cdot) = \max_{RP} [r\tilde{J}(\cdot) - RP' \cdot FF - \tilde{J}'_{FF_0}(\cdot)(GI - D \cdot FF) - \tilde{J}_t(\cdot)].$$

Applying the usual first-order necessary conditions for a maximum, one obtains:

$$(9) \quad C^\circ_{RP}(\cdot) = r\tilde{J}_{RP}(\cdot) - FF - \tilde{J}'_{FF,RP}(\cdot)(GI - D \cdot FF) - \tilde{J}_{t,RP}(\cdot) = 0$$

which leads to the investment equation:

$$(10) \quad GI^* = [\tilde{J}'_{FF,RP}(\cdot)]^{-1} [r\tilde{J}_{RP}(\cdot) - FF - \tilde{J}_{t,RP}(\cdot)] + D \cdot FF.$$

The (v_1-1) variable input demand equations VF_{-1} (i.e. the vector of remaining variable factors, once VF_1 has been chosen as numeraire) can be obtained by taking first derivatives of (8) with respect to VP , after substituting (10) into (8):

$$(11) VF_{-1}^* = r\tilde{J}_{VP}(\cdot) - \tilde{J}'_{FF,VP}(\cdot)(GI^* - D \cdot FF) - \tilde{J}_{t,VP}(\cdot)$$

whereas the demand equation for the variable input whose price has been chosen as numeraire can be obtained substituting (11) into (5):

$$(12) VF_1^* = r\tilde{J}(\cdot) - RP' \cdot FF - \tilde{J}'_{FF}(\cdot)(GI^* - D \cdot FF) - \tilde{J}_t(\cdot) - VP' \cdot VF_{-1}^*.$$

Equations (10)-(12) represent the analogue of Shephard's lemma and provide a straightforward procedure for generating dynamic factor demands which can be jointly estimated.

In the empirical application, capital is assumed to be the only quasi-fixed factor, whereas labour, energy and materials are variable inputs. Capital follows a symmetric adjustment path towards its steady-state level. Standard assumptions are made on the ADC on the quasi-fixed factor, which are internal, convex and non-separable. Static expectations over relative factor prices and output are assumed. Finally, production factors are hypothesized to be exchanged in competitive markets. In this way, the firm purchases inputs at their market prices which, from the firm's viewpoint, are all exogenous.

In order to estimate the model, we characterize the intertemporal value function by the following quadratic form, although alternative parametrizations have been proposed in the applied literature (see, e.g., Howard and Shumway, 1988 and Luh and Stefanou, 1991):

$$(13) \tilde{J} = a_0 + a_k sq_k + a_u np_k + a_y sq_y + a_e np_e + a_m np_m + a_t t \\ + \frac{1}{2} a_{kk} sq_k^2 + \frac{1}{a_{ku}} sq_k np_k + a_{ky} sq_k sq_y + a_{ke} sq_k np_e + a_{km} sq_k np_m + a_{kt} sq_k t \\ + \frac{1}{2} a_{uu} np_k^2 + a_{uy} np_k sq_y + a_{ue} np_k np_e + a_{um} np_k np_m + a_{ut} np_k t \\ + a_{yy} sq_y^2 + a_{ye} sq_y np_e + a_{ym} sq_y np_m + a_{yt} sq_y t \\ + \frac{1}{2} a_{ee} np_e^2 + a_{em} np_e np_m + a_{et} np_e t + \frac{1}{2} a_{mm} np_m^2 + a_{mt} np_m t.$$

The variables involved in equation (13) are: capital stock (q_k), labour (q_l), energy (q_e), materials (q_m), net investment (q_{ni}), output (q_y), rental price of capital (p_k), price of labour (p_l), price of energy (p_e), price of materials (p_m), and time trend t . An “s” (or “n”) at the beginning of a series name means that the series has been “scaled” (or “normalized” by the price of labour, p_l).

The reciprocal of a_{ku} appears in the quadratic form in order to reduce the nonlinearity of the investment equation, as suggested by Epstein (1981). Some peculiarities of the quadratic functional form are empirically relevant (see Galeotti, 1996, pp. 445-446). First, the quadratic linear homogenous cost function is non-nested with its non-homogeneous counterpart. This forces the researcher to choose one variable input as numeraire. Being the resulting demand function for the numeraire input different from those for other variable inputs, the empirical findings are not invariant to the choice of the numeraire input. Second, the quadratic cost function satisfies the curvature properties globally, as its Hessian matrix is constant, independent of the specific sample of data used in the empirical investigation. Finally, a cost function (optimal value function) specified with a quadratic functional form is self-dual, that is it can be solved analytically for the associated quadratic production function (cost function) and vice versa.

The expressions for $J_{FF,RP}^{-1}(\cdot)$ and $J_{RP}^{-1}(\cdot)$ are obtained from (13) and, upon substitution into (12), lead to the specification of the following investment equation:

$$(14) \quad q_{ni}^* = a_{ku} \left[r \left(a_u + \frac{1}{a_{ku}} sq_k + a_{uu} np_k + a_{ue} np_e + a_{um} np_m + a_{uy} sq_y + a_{ut} t \right) - sq_k \right]$$

where q_{ni}^* denotes net investment. Notice that (14) is a flexible accelerator model, that is:

$$(15) \quad q_{ni}^* = \lambda(sq_k^* - sq_k)$$

where:

$$(16) \quad \lambda = -(r - a_{ku})$$

and

$$(17) \quad sq_k^* = \left[\frac{ra_{ku}}{(a_{ku} - r)} \right] (a_u + a_{uu}np_k + a_{ue}np_e + a_{um}np_m + a_{uy}sq_y + a_{ut}t)$$

is the steady-state level of sq_k . The existence of a steady state requires that sq_k^* be positive. Stability of the adjustment path is assured if λ in (16) lies in between zero and one. Deriving expressions for $J_{\psi}^{-}(\cdot)$ and $J_{FF,\psi}^{-}(\cdot)$, $\psi=np_e, np_m$, from (13), and upon substitution into (11), the demand equations for the variable inputs energy and materials are obtained:

$$(18) \quad sq_e^* = r(a_e + a_{ke}sq_k + a_{ue}np_k + a_{ee}np_e + a_{em}np_m + a_{ye}sq_y + a_{et}t) - a_{ke}q_{ni}^*$$

and

$$(19) \quad sq_m^* = r(a_m + a_{km}sq_k + a_{um}np_k + a_{em}np_e + a_{mm}np_m + a_{ym}sq_y + a_{mt}t) - a_{km}q_{ni}^*.$$

Finally, the labour demand equation sq_1^* can be obtained using (12), together with (18) and (19):

$$(20) \quad sq_1^* = r \left(a_0 + a_ksq_k + a_u np_k + a_y sq_y + a_e np_e + a_m np_m + a_t t \right. \\ \left. + \frac{1}{2} a_{kk} sq_k^2 + \frac{1}{a_{ku}} sq_k np_k + a_{ky} sq_k sq_y + a_{ke} sq_k np_e + a_{km} sq_k np_m \right. \\ \left. + a_{kt} sq_k t + \frac{1}{2} a_{uu} np_k^2 + a_{uy} np_k sq_y + a_{ue} np_k np_e + a_{um} np_k np_m \right. \\ \left. + a_{ut} np_k t + a_{yy} sq_y^2 + a_{ye} sq_y np_e + a_{ym} sq_y np_m + a_{yt} sq_y t \right. \\ \left. + \frac{1}{2} a_{ee} np_e^2 + a_{em} np_e np_m + a_{et} np_e t + \frac{1}{2} a_{mm} np_m^2 + a_{mt} np_m t \right) \\ - np_k sq_k \\ - \left(a_k + a_{kk} sq_k + \frac{1}{a_{ku}} np_k + a_{ky} sq_y + a_{ke} np_e + a_{km} np_m + a_{kt} t \right) q_{ni}^* \\ - np_e sq_e^* - np_m sq_m^*.$$

The SEM is then composed by four equations, one for each of the four endogenous variables q_{ni} , sq_e , sq_m and sq_l . The regressors of the equation of net investment are given by three deterministic components (a constant term, a linear time trend, a dummy variable for the year 1975), the quantity and normalized price of the quasi-fixed factor capital (sq_k and np_k), the normalized prices of the variable factors energy and materials (np_e and np_m), as well as scalar output sq_y (i.e. 8 regressors). Those eight regressors appear also in all the remaining three equations. More precisely, the equations for energy and materials include q_{ni} as an additional regressor (i.e. 9 regressors each). The labour equation exhibits, as additional regressors, q_{ni} and the squares and cross products among sq_k , np_k , np_e , np_m , sq_y and the time trend (the quadratic time trend term is not included in the specification, given the absence of a non-linear trend in the variables) (i.e. 29 regressors).

2.2. The VAR approach

Within the SEM approach described in Section 2.1, the behavioural equations of the relevant economic variables (factor demands, share systems) are generally derived as mathematical solutions of the deterministic optimizing problem of the representative firm. Random disturbances are introduced only at the estimation stage in order to embed the deterministic system of equations into a stochastic framework. In this way, the presence of random errors is difficult to justify, since it is hardly coherent with the optimization model (see McElroy, 1987, for a critical discussion of this issue). For example, if one assumes that disturbances are due to firm's random error in solving its cost minimization problem, then actual total costs should be not as low as what is prescribed by the cost function. Moreover, if the intercept parameter in factor demands is assumed to be random across firms, then also the cost function should be treated as stochastic (Hayashi, 2000, p. 301).

The VAR approach overcomes those problems by directly starting from the specification of an appropriate stochastic framework. The variables of an economic system are interrelated in a complex way, where non-stationarities, dynamics and specific events (e.g. temporary and/or permanent shocks) play a crucial role. The process generating the data is not known to the investigator and it can be described by the joint distribution function $D(X|X_0, \Theta)$, where the distribution of the $m \times T$ matrix X^T_1 containing T observations for each of the m variables is conditional on the $m \times 1$ vector of starting values X_0 and on a vector of unknown parameters Θ . Assuming that the $m \times 1$ vector of variables X_t , $t=1, \dots, T$, is non-stationary as a result of the presence of deterministic (e.g. linear or quadratic trends) as well as stochastic components (e.g. integrated variables), a model that incorporates both types of processes is the following unrestricted VAR:

$$(21) \quad A(L)X_t = \mu DET_t + \varepsilon_t$$

where ε_t is a $m \times 1$ vector of error terms independently and identically normally distributed with zero mean vector and covariance matrix Σ ; DET_t is a $s_0 \times 1$ vector of deterministic components (i.e. constant term, time trend, impulse and/or step dummy variables capturing temporary shocks and/or permanent regime shifts); $t=1, \dots, T$ is a time trend; $A(L)$ is a p -th order matrix polynomial in the lag operator L , with $A_0 = I_m$.

If X_t is an integrated vector of order one ($I(1)$), unrestricted VAR models like (21) can be formulated in first differences. However, if the variables are linked by some linear combinations which are stationary (cointegrating relationships), differencing will produce a loss of LR

information. An alternative representation which distinguishes between SR and LR responses is the VAR-ECM model (Johansen, 1988):

$$(22) \Delta X_t = \sum_{i=1}^{p-1} \Pi_i \Delta X_{t-i} + \Pi X_{t-p} + \mu DET_t + \varepsilon_t$$

where $\Delta \equiv 1-L$, $\Pi_i = (-I_m + A_1 + \dots + A_i)$ is the i -th interim multiplier, and $\Pi = (-I_m + A_1 + \dots + A_p)$ is the matrix of static LR equilibria. Notice that equation (22) can be obtained from equation (21) by adding $X_{t-1}, X_{t-2}, \dots, X_{t-p}$ and $A_1 X_{t-2}, A_2 X_{t-3}, \dots, A_{p-1} X_{t-p}$ to both sides of equation (21) (Charemza and Deadman, 1992, pp. 196-7). If $\rho = \text{rank}(\Pi)$, with $0 < \rho < m$, there exist ρ linear combinations of X_t that are $I(0)$ (cointegrating, or LR relationships) and $m-\rho$ linear combinations of X_t which act as common stochastic trends (driving variables). In this case $\Pi = \alpha\beta'$, where both α and β are $m \times \rho$ matrices of rank ρ . The columns of β are formed by the coefficients of the ρ cointegrating vectors, so that the linear combinations $\beta'X_t$ are $I(0)$, whereas the rows of α give the weights (loadings) attached to each cointegrating vector. A procedure to empirically assess the rank of Π has been developed by Johansen (1988). The null hypothesis of ρ being at most ρ^* ($H_0: \rho \leq \rho^*$) can be tested against two alternatives, the first one asserting that ρ is equal to p , the autoregressive order of the VAR ($H_1: \rho = p$, trace test), the second one assuming that ρ is equal to $\rho^* + 1$ ($H_2: \rho = \rho^* + 1$, maximum eigenvalue test). In both cases, the relevant asymptotic distributions are non-standard (Osterwald-Lenum, 1992). Once the rank of Π has been determined, it is then possible to obtain maximum likelihood estimates of α and β . Notice, in passing, that α and β are not unique, which means that some restrictions may be needed to achieve LR identification and provide α and β with a plausible economic interpretation. In addition, the validity of the procedure outlined so far depends on the correct specification of the unrestricted VAR in (21).

The VAR approach allows the investigator to tackle in a very direct way two important problems in economic modeling, namely (weak) exogeneity of a subset of regressors and encompassing.

In order to discuss the first, write the m -vector X_t as $X_t = (Z_t, Y_t)$, where Z_t and Y_t are vectors of dimensions $s \times 1$ and $n \times 1$, respectively. Then, partition α , Π_i , μ_0 , μ_1 , μ_2 , ε_t and Σ conformably, that is $\alpha = (\alpha_Z, \alpha_Y)$, $\Pi_i = \begin{pmatrix} \Pi_{iZZ} & \Pi_{iZY} \\ \Pi_{iYZ} & \Pi_{iYY} \end{pmatrix}$, $i=1, \dots, p-1$, $\varepsilon_t = (\varepsilon_{Yt}, \varepsilon_{Zt})$ and $\Sigma = \begin{pmatrix} \Sigma_{ZZ} & \Sigma_{ZY} \\ \Sigma_{YZ} & \Sigma_{YY} \end{pmatrix}$. Related to (22)

(and assuming $\mu=0$), we can distinguish between a conditional unrestricted VAR-ECM model:

$$(23) \Delta Y_t = \Pi_0 \Delta Z_t + \alpha_{YZ} \beta' X_{t-p} + \sum_{i=1}^{p-1} (\Pi_{iYZ} - \Pi_0 \Pi_{iZZ}) \Delta Z_{t-i} + \sum_{i=1}^{p-1} (\Pi_{iYY} - \Pi_0 \Pi_{iZY}) \Delta Y_{t-i} + \varepsilon_{YZt}$$

and a marginal unrestricted VAR-ECM model:

$$\Delta Z_t = \alpha_Z \beta' X_{t-p} + \sum_{i=1}^{p-1} \Pi_{iZZ} \Delta Z_{t-i} + \sum_{i=1}^{p-1} \Pi_{iZY} \Delta Y_{t-i} + \varepsilon_{Zt}$$

where $\Pi_0 = \Sigma_{ZY} \Sigma_{ZZ}^{-1}$, $\alpha_{YZ} = \alpha_Y - \Pi_0 \alpha_Z$, and $\varepsilon_{YZt} = \varepsilon_{Yt} - \Pi_0 \varepsilon_{Zt}$ (Charemza and Deadman, 1992, pp. 260-1). A necessary and sufficient condition for Z_t to be weakly exogenous for α and β is $\alpha_Z = 0$ (Johansen, 1992; Urbain, 1992). Given this condition, efficient inference can be conducted directly on the conditional unrestricted VAR-ECM model in (23).

The notion of encompassing can be summarized as follows. Suppose there are two competing models, M_i and M_j , both nested within M_c , where M_c is the composite model formed by the explanatory variables in M_i augmented by the explanatory variables in M_j which do not appear already in M_i . Then M_i encompasses M_j ($M_i EM_j$) if and only if M_i parsimoniously encompasses M_j ($M_i E_p M_j$) (see Mizon, 1984; Hendry and Richard, 1989, p. 409). In this case M_i is a valid simplification of M_c and it summarizes all relevant features of both M_c and M_j . If we move to the multivariate context, testing if a particular structural equation model parsimoniously encompasses a statistically adequate VAR corresponds to testing the validity of the over-identifying restrictions imposed by the structural model on the VAR and it can be done using a standard likelihood ratio test.

2.3. VAR-ECM and SEM: a unifying framework

Recall that X_t is a $m \times 1$ vector of $I(1)$ variables, with $m=n+s$, $n=v_1+v_2$ and $s=s_0+s_1+s_2$. Define with W_t a $s_3 \times 1$ vector of (additional) exogenous variables. If we exclude the deterministic components in order to simplify the notation and we limit the autoregressive component to one lag, a VAR(1) assumes the following form:

$$X_t = A_1 X_{t-1} + B W_t + u_t,$$

where A_1 and B are coefficient matrices of dimensions $m \times m$ and $m \times s_3$, respectively; u_t is a $m \times 1$ vector of errors, whose distribution is multivariate normal with zero vector mean and covariance matrix Σ .

If ρ cointegrating vectors are present among the m variables X_t , the VAR(1) model has the ECM representation:

$$\Delta X_t = \alpha \beta' X_{t-1} + \Gamma \Delta W_t + u_t,$$

where α is the $m \times \rho$ matrix of coefficients representing the speed of adjustment of the system to the ρ long-run equilibria $\beta' X_{t-1}$; β is the $m \times \rho$ matrix of LR coefficients forming the cointegrating equations $\beta' X_{t-1}$; Γ is a $m \times s_3$ matrix of parameters.

Partition now the vector X_t in the two subvectors Y_t and Z_t . Y_t is a $n \times 1$ vector of endogenous variables (where v_1 indicates the number of variable factors and v_2 is the number of quasi-fixed factors), whereas Z_t is a $s \times 1$ vector of exogenous variables (where s_0 indicates the number of deterministic components; s_1 is the number of normalized variable factor prices and scalar output; s_2 is the number of quasi-fixed factor prices and quantities). Assume, for simplicity, the presence of one quasi-fixed factor only (i.e. $v_2=1$), and denote net investment in that quasi-fixed factor with $y_{(1)t}$. Assume also that the $s_3 \times 1$ vector of additional exogenous variables W_t is formed by the squares and cross product among output, factor prices, linear trend and the quantity of the quasi-fixed input (with the exclusion of the quadratic trend term).

The SEM can be written as:

$$(24) \begin{bmatrix} y_{(1)t} \\ y_{(2)t} \\ \vdots \\ y_{(n-1)t} \\ y_{(n)t} \end{bmatrix} = \begin{bmatrix} C_1 \\ C_2 \\ \vdots \\ C_{n-1} \\ C_n \end{bmatrix} \begin{bmatrix} [Z_t] & 0 & 0 & \dots & 0 \\ 0 & [Z_t] & 0 & \dots & 0 \\ \vdots & \vdots & \vdots & \dots & 0 \\ 0 & 0 & \dots & [Z_t] & 0 \\ 0 & 0 & 0 & 0 & [Z_t] \\ & & & & y_{(1)t} \\ & & & & \vdots \\ & & & & y_{(n-1)t} \\ & & & & W_t \end{bmatrix} + \begin{bmatrix} u_{(1)t} \\ u_{(2)t} \\ \vdots \\ u_{(n-1)t} \\ u_{(n)t} \end{bmatrix}$$

where C_j , $j=1, \dots, n$, are vectors of parameters. In particular, the dimension of each vector is as follows: C_1 is $1 \times s$, C_j , $j=2, \dots, n-1$, are $1 \times (s+1)$, and C_n is $1 \times (s+1+s_3)$. The SEM specification is completed by the long-run equation of the quasi-fixed factor $y_{(1)t}$, $y_{(1)t} = \lambda \gamma' Z_t$. Coefficient λ measures the speed of adjustment of $y_{(1)t}$ to its LR level, while the $s \times 1$ vector of parameters γ indicates the weights associated with the Z variables in the LR relation.

The Unrestricted Reduced Form (URF) corresponding to the SEM is:

$$(25) \begin{bmatrix} y_{(1)t} \\ y_{(2)t} \\ \vdots \\ y_{(n-1)t} \\ y_{(n)t} \end{bmatrix} = \begin{bmatrix} C_1 \\ C_2 \\ \vdots \\ C_{n-1} \\ \tilde{C}_n \end{bmatrix} \begin{bmatrix} [Z_t] & 0 & 0 & \dots & 0 \\ 0 & [Z_t] & 0 & \dots & 0 \\ \vdots & \vdots & \vdots & \dots & 0 \\ 0 & 0 & \dots & [Z_t] & 0 \\ 0 & 0 & 0 & 0 & [Z_t] \\ & & & & W_t \end{bmatrix} + d \begin{bmatrix} y_{(1)t-1} \\ y_{(2)t-1} \\ \vdots \\ y_{(n-1)t-1} \\ y_{(n)t-1} \end{bmatrix} + \begin{bmatrix} u_{(1)t} \\ u_{(2)t} \\ \vdots \\ u_{(n-1)t} \\ u_{(n)t} \end{bmatrix}.$$

Variables and parameter vectors have the same meaning as in the SEM. The only differences are given by: the dimension of C_j , $j=1, \dots, n-1$, which are now $1 \times s$ vectors; the dimension of \tilde{C}_n , which

is now a $1 \times (s+s_3)$ vector; the presence of d , which is a $n \times 1$ vector of parameters. Notice that parameters in \tilde{C}_n are, in general, (non-)linear functions of the parameters $C_j, j=1, \dots, n-1$. Moreover, the number of over-restrictions imposed by the SEM on the URF is $(n+s_3)$, that is the sum between the dimensions of W_t and Y_t . These restrictions can be tested using a standard likelihood ratio statistic.

In the empirical specification of our SEM, we assume that: $v_0 = 1$ (scalar output sq_y); $v_1 = 3$ (variables factors labour, energy and materials sq_l, sq_e, sq_m); $v_2 = 1$ (quasi-fixed input capital sq_k); $n=v_1+v_2=4$. Moreover, $s_0 = 3$ (constant, linear time trend and dummy variable for year 1975); $s_1 = v_0 + (v_1-1) + v_2 = 4$ (output sq_y , normalized prices of energy and materials np_e, np_m , and normalized price of capital np_k); $s_2 = 2v_2 = 2$ (normalized price and quantity of the quasi-fixed input capital); $s_3 = 20$ (squares and cross-products among $sq_k, np_k, np_e, np_m, sq_y$, and the linear time trend, with the exclusion of the quadratic trend term).

3. Empirical evidence

3.1. Data analysis

The KLEM data set used in this empirical study is given by the annual time series of capital stock (q_k), labour (q_l), energy (q_e) and materials (q_m), together with net investment (q_{ni}), output (q_y), rental price of capital (p_k), price of labour (p_l), price of energy (p_e), price of materials (p_m), and constant interest and depreciation rates for the Italian manufacturing sector over the period 1954-1983. This particular data set is widely used in many applied studies on the production structure of the Italian economy (see Manera, 1994, for detailed references), since it represents the first attempt to reconstruct annual time series on the relevant variables using a common methodology (see Heimler and Milana, 1984, for details). Unfortunately, subsequent changes in the way the original variables are collected by the Italian institute of statistics have prevented us from updating this data set to more recent years. All series are expressed in logarithms. A “s” (or “n”) at the beginning of a series name means that the series has been “scaled” by 10^{-4} (or “normalized” by the price of labour, p_l) before taking the logarithmic transformation. The series of manufacturing output, energy, materials and labour inputs and price indexes are taken from Heimler and Milana (1985), whereas the series of gross fixed capital and investment, disaggregated by type of capital goods and sectors, can be found in Rosa and Siesto (1985). The aggregate depreciation rate δ is constant and set equal to 0.049 on the basis of average lives published in Rosa (1979, p. 8), whereas the constant aggregate interest rate r is 0.077. The series used to obtain the investment goods price index are those of Heimler and Milana (1984), and the rental price of capital $p_{k,t}$ has been computed by applying Christensen and Jorgenson’s (1969, p. 302) well-known formula:

$$p_{k,t} = r p_{gi,t-1} + \delta p_{gi,t} - (p_{gi,t} - p_{gi,t-1})$$

where p_{gi} is the gross price of investment goods. Since the available data refer to the end-of-year value of capital stock, capital enters the model with a one-period lag.

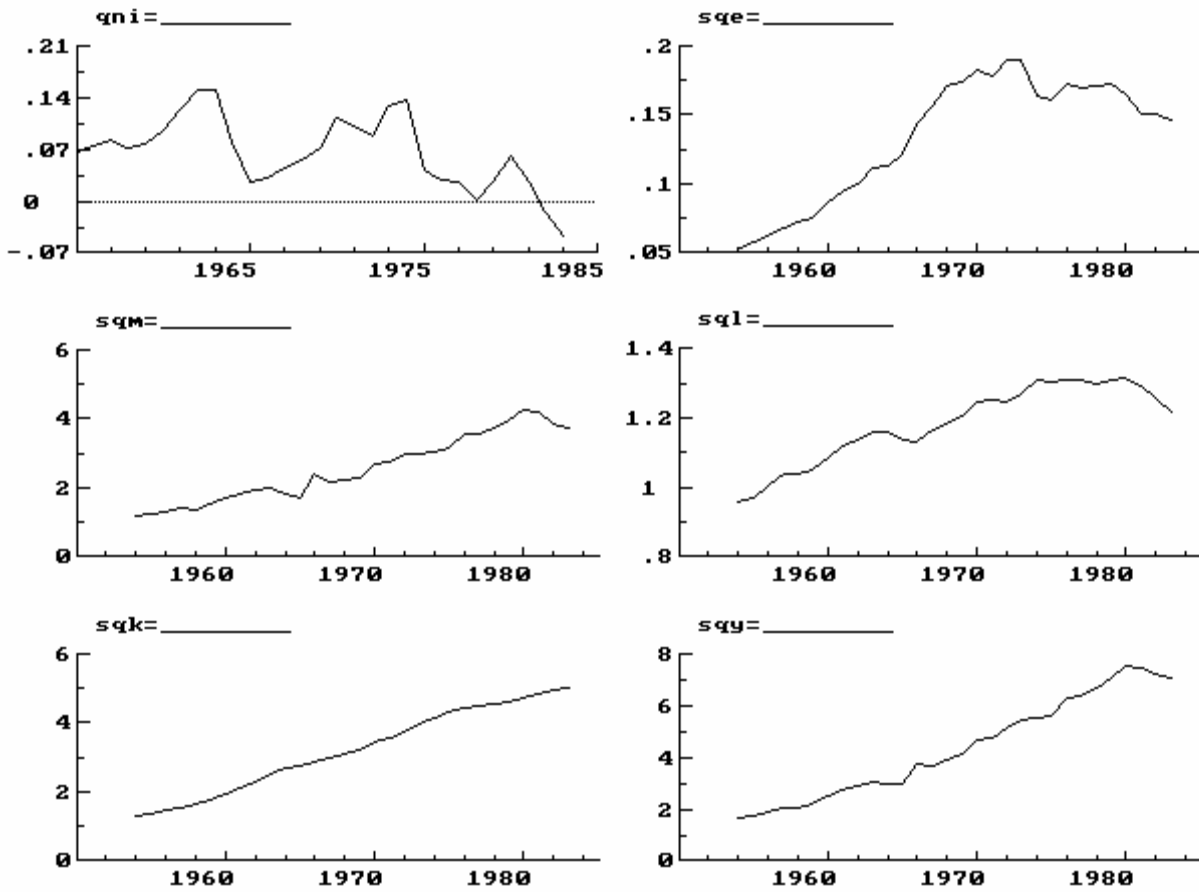


Figure 1. Levels of net investment (q_{ni}), energy (sq_e), materials (sq_m), labour (sq_l), capital stock (sq_k) and output (sq_y)

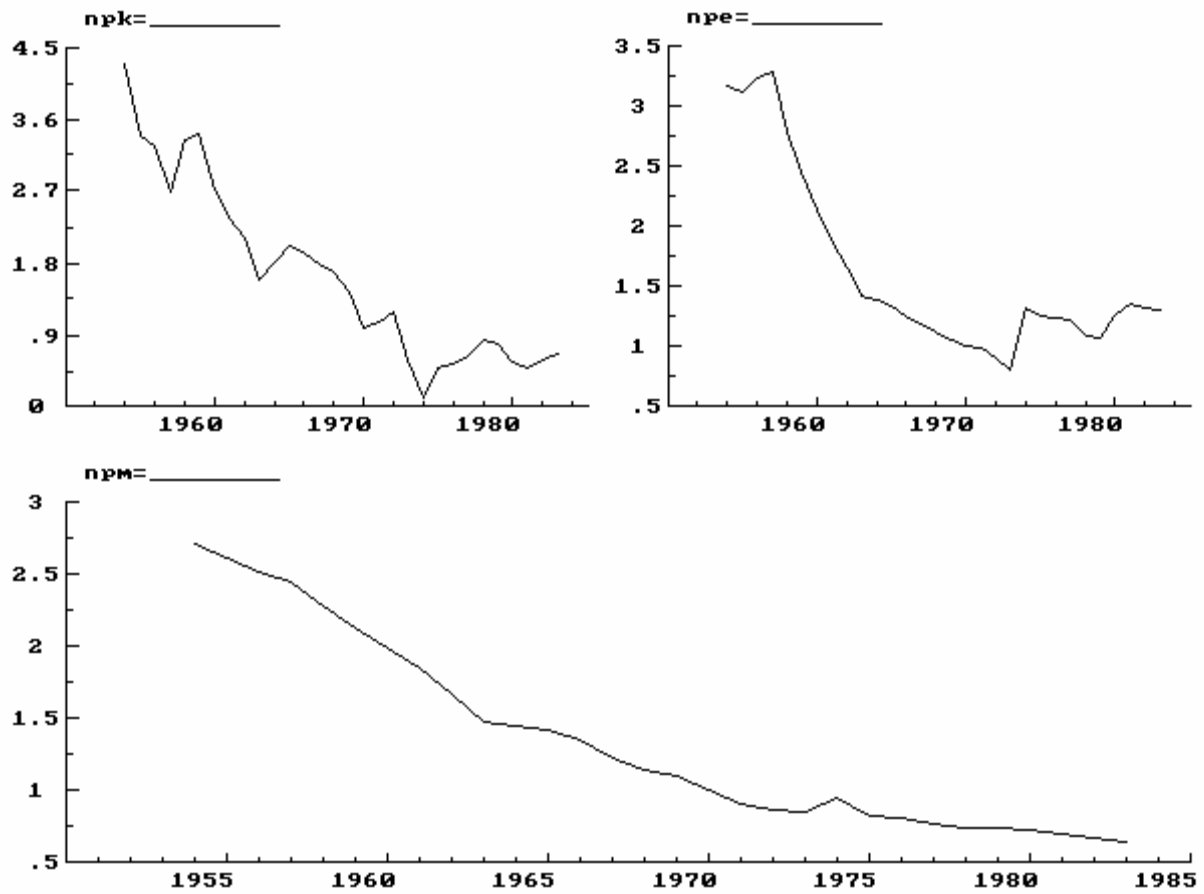


Figure 2. Levels of the normalized rental price of capital (np_k), price of energy (np_e) and price of materials (np_m)

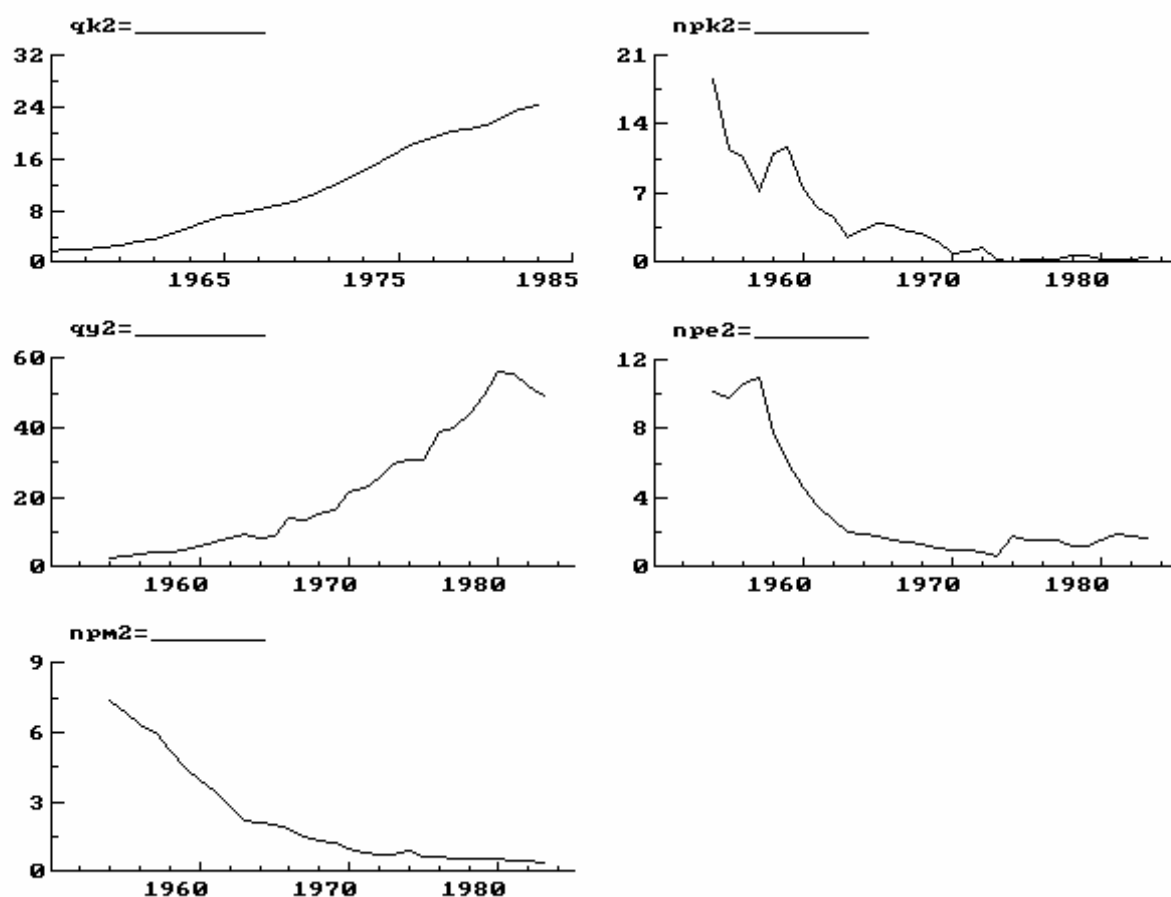


Figure 3. Levels of the squares of capital stock (q_k^2), rental price of capital (np_k^2), output (q_y^2), price of energy (np_e^2) and price of materials (np_m^2)

Figures 1-3 show the plots of the variables and provide a visual tool for assessing their time series properties. What emerges is that almost all the variables are characterized by strong trends, in which case they may be non-stationary. This evidence is confirmed by the results of the augmented Dickey-Fuller (ADF) statistic. Tables 1a-c show that we are not able to reject the null hypothesis of a unit root in favour of stationarity for all nine variables and almost all of their squares. However, the null of a unit root can be rejected for all differenced variables, apart from the levels of labour, capital stock and price of energy. Although the answers provided by the ADF test are ambiguous in only a few cases, we nevertheless checked the correlograms for all variables. The shapes of all correlograms are compatible with non-stationary processes in levels and stationary processes in first-differences. This last result, combined with the previous, non-ambiguous findings from the ADF test, suggests that all variables can be reasonably considered $I(1)$ in conducting the cointegration analysis.

Table 1a. Augmented Dickey-Fuller tests

Series	ADF t-statistic	SE	Lag	t-statistic on lag
q _{ni}	-3.191	0.029	1	2.573
sq _e	-0.305	0.009	2	-1.007
sq _m	-2.427	0.209	1	1.014
sq _l	-0.267	0.018	1	1.638
sq _k	-1.737	0.035	1	3.968
sq _y	-2.015	0.251	2	0.247
np _k	-1.658	0.236	2	-1.319
np _e	-3.186	0.121	2	-1.192
np _m	-2.309	0.049	2	-1.421
q _k ²	-2.458	0.254	1	3.708
np _k ²	-6.245**	0.565	1	0.350
q _y ²	-2.187	2.639	1	1.278
np _e ²	-4.227*	0.265	1	-0.376
np _m ²	-4.013*	0.109	2	-2.115

Notes: ADF t-statistic=t-statistic of the coefficient of the lagged level of the series in the ADF regression with a constant and a linear trend included; SE=standard error of the ADF regression; Lag=order of augmentation in the ADF regression, selected on the basis of the highest significant lag of a four-lag specification; t-statistic on lag=t-statistic of the coefficient of the lagged difference of the series in the ADF regression. The order of this lagged difference is reported in the column Lag; *=rejection of the null at 5% significance level; **=rejection of the null at 1% significance level. Computations obtained using PcGive 8.1 (Doornik and Hendry, 1994a).

Table 1b. Augmented Dickey-Fuller tests

Series	ADF t-statistic	SE	Lag	t-statistic on lag
dq _{ni}	-4.335*	0.032	1	2.082
dsq _e	-4.099*	0.008	1	1.282
dsq _m	-3.632*	0.234	1	0.808
dsq _l	-3.266	0.017	1	1.504
dsq _k	-3.458	0.033	1	2.521
dsq _y	-4.670**	0.265	0	-
dnp _k	-5.925**	0.243	1	2.639
dnp _e	-4.553**	0.142	0	-
dnp _m	-3.982*	0.054	1	1.151
dq _k ²	-2.957	0.268	1	1.842
dq _y ²	-2.378	2.932	1	0.300

Notes: see Table 1a.

Table 1c. Augmented Dickey-Fuller tests

Series	ADF t-statistic	RSE	Lag	t-statistic on lag
d^2sq_l	-3.311	0.023	1	2.430
d^2sq_k	-3.847*	0.045	1	3.955
d^2np_e	-3.240	0.173	1	1.458
$d^2q_k^2$	-3.027	0.373	1	2.851
$d^2q_y^2$	-3.065	3.202	1	2.615

Notes: see Table 1a.

3.2. SEM estimation

The model to be estimated is thus formed from the investment equation (14), the energy equation (18), the equation for materials (19) and, finally, the equation for labour (20). As discussed in Section 2.1, additive disturbances have been appended to each equation. Moreover, given the presence of the endogenous net investment in equations (18), (19) and (20), the NL3SLS estimator described in Section 2.1 has been used to estimate the SEM. Valid instruments are given by current, one-period and two-period lagged values of the exogenous variables, as well as two-period and three-period lagged values of the endogenous variables. Finally, first-order residual autocorrelation in the investment and energy equations has been accommodated and the corresponding autocorrelation coefficients have been estimated jointly with the parameters characterizing the firm's technology (see Table 2a). The sufficient condition for identification discussed in Section 2.1 is satisfied. Moreover, the diagnostic tests reported in Table 2b do not suggest any particular problem with the specified model.

Table 2a. SEM estimation

Parameter	Estimate	Standard errors
a_{ku}	0.266 ^{**}	0.030
a_u	18.672 ^{**}	3.740
a_{uu}	-3.897 ^{**}	0.882
a_{uy}	3.131 ^{**}	0.700
a_{ue}	-0.384	0.158
a_{um}	0.314	0.510
ϕ_{qni}	0.986 ^{**}	0.047
a_e	-0.128	0.664
a_{ke}	0.171	0.130
a_{ye}	0.172	0.176
a_{ee}	-0.865 ^{**}	0.257
a_{em}	-0.066	0.218
ϕ_{sqe}	1.044 ^{**}	0.221
a_m	5.553 ^{**}	2.162
a_{km}	0.223	0.354
a_{ym}	10.197 ^{**}	0.614
a_{mm}	-1.581	1.158
a_{mt}	-1.000 ^{**}	0.224
a_0	18.301 [*]	8.212
a_k	-13.397 ^{**}	2.740
a_y	-9.234 ^{**}	3.200
a_t	5.074 ^{**}	1.009
a_{kk}	5.763 [*]	2.514
a_{ky}	2.021	1.182
a_{kt}	-1.073 ^{**}	0.215
a_{yy}	0.018	0.426
a_{ut}	-	-
a_{et}	-	-
a_{yt}	-	-

Notes: the present sample is 1957 to 1983. ϕ_{qni} =residual autocorrelation coefficient for the investment equation (14); ϕ_{sqe} =residual autocorrelation coefficient for the energy equation (18); *=rejection of the null at 5% significance level; **=rejection of the null at 1% significance level. Coefficients a_{ut} , a_{et} and a_{yt} have been set equal to zero during estimation. Computations are obtained using Tsp 4.4 (Hall, Cummins and Schnake, 1997) and E-Views (1998).

Table 2b. Diagnostic tests on the estimated SEM

Diagnostics	Investment Equation (14)	Energy equation (18)	Materials equation (19)	Labour equation (20)
R ²	0.836	0.950	0.996	0.507
NORM	1.232 [0.540]	0.442 [0.802]	0.559 [0.756]	1.707 [0.426]
AR(1)	0.997 [0.323]	2.224 [0.136]	0.988 [0.320]	0.401 [0.526]
AR(5)	5.909 [0.315]	5.592 [0.348]	3.427 [0.634]	3.346 [0.647]
ARCH(1)	0.706 [0.401]	0.006 [0.935]	0.784 [0.376]	0.162 [0.687]
ARCH(5)	9.975 [0.076]	2.281 [0.809]	1.288 [0.936]	1.201 [0.945]

Notes: NORM=Jarque-Bera LM test for the null hypothesis of normality of the residuals; AR(1) [AR(5)]=Breusch-Godfrey LM test for the null hypothesis of no residual autocorrelation of order 1 [5]; ARCH(1) [ARCH(5)]=test for the null hypothesis of no residual autoregressive conditional heteroskedasticity of order 1 [5]; P-values are reported in brackets. Computations are made using Tsp 4.4 (Hall, Cummins and Schnake, 1997) and E-Views (1998).

3.3. VAR estimation

As discussed in Section 2.2, the starting point for this alternative approach is to model all nine variables forming the KLEM data set (i.e. q_{ni} , sq_e , sq_m , sq_l , sq_y , sq_k , np_k , np_e and np_m) as functions of their own history, a constant term, a linear time trend, an impulse dummy variable for the year 1975 ($i1975$), and first-differences of the levels of the squares of capital stock, rental price of capital, price of energy, price of materials and output. We must restrict the order of the autoregression to one because of the relatively small sample size compared with the number of estimated equations, although the diagnostics do not suggest this assumption to be unwarranted. The inclusion of the impulse dummy for 1975 is particularly important for the unrestricted VAR to be a statistically adequate model, especially if our concern is normality of residuals and absence of residual autocorrelation (see Table 3). Moreover, it turns out to be a valid way of modeling the lagged effects of the first oil shock, especially for the quantity of net investment (q_{ni}), the quantity of energy (sq_e), the rental price of capital (np_k) and the price of materials (np_m). More specifically, q_{ni} shows three waves or cycles over the analyzed period, with the highest peak occurring in 1974/1975; sq_e attains its maximum in 1974/1975, while np_k its minimum; np_m is characterized by a marked downward-sloping trend over the entire period, with the sole exception of the value recorded by the series in 1975 (see Figures 1-2).

Table 3. Diagnostic tests on the estimated unrestricted VAR

Diagn.	q _{ni}	sq _e	sq _m	sq _l	sq _v	sq _k	np _k	np _e	np _m
SE	0.013	0.003	0.082	0.010	0.058	0.019	0.107	0.058	0.011
RSS	0.002	0.0001	0.074	0.001	0.037	0.004	0.126	0.037	0.001
CAF	0.985	0.999	0.998	0.998	0.999	0.999	0.997	0.998	0.999
AR1	1.850	2.050	0.778	1.010	0.213	1.936	2.874	0.920	0.091
	[0.204]	[0.183]	[0.398]	[0.338]	[0.654]	[0.194]	[0.121]	[0.360]	[0.769]
NORM	1.602	1.827	5.117	0.124	3.075	3.002	0.628	0.070	0.582
	[0.449]	[0.401]	[0.077]	[0.940]	[0.215]	[0.223]	[0.731]	[0.966]	[0.747]
ARCH1	0.082	0.365	0.038	0.239	0.082	0.163	0.715	0.0002	0.664
	[0.780]	[0.561]	[0.849]	[0.636]	[0.780]	[0.696]	[0.419]	[0.989]	[0.436]
		VecPORT4					439.070		
		VecNORM					28.331 [0.057]		

Notes: P-values are reported in brackets; SE=regression standard error; RSS=residual sum of squares; CAF=correlation of actual and fitted values; AR1=single-equation test for the null hypothesis of no residual autocorrelation against first-order autocorrelation, distributed as $F_{(1,10)}$; NORM=single-equation test for the null hypothesis of normality of the residuals, distributed as $\chi^2_{(2)}$; ARCH1=single-equation test for the null hypothesis of no ARCH effects in the residuals against first-order residual autoregressive conditional heteroskedasticity, distributed as $F_{(1,9)}$; VecPORT4=system portmanteau test for the null hypothesis of no residual autocorrelation against fourth-order residual autocorrelation; VecNORM=system test for the null hypothesis of normality of the residuals, distributed as $\chi^2_{(18)}$. Computations are made using PcFiml 8.1 (Doornik and Hendry, 1994b).

The empirical analysis of the cointegration properties of a vector of variables can be conducted by using models (21)-(22) and the Johansen procedure sketched in Section 2.2. Maximum likelihood estimation requires the residuals in (21) to be approximately normal, a condition which seems to be met by the unrestricted VAR. It is well known that the presence of structural breaks and parameter non-constancies leads to an over-estimation of the orders of integration in the univariate framework. This phenomenon is likely to persist in a multivariate context and can affect, or even impede, the determination of the number of valid cointegrating vectors. Moreover, it is important to use the appropriate critical values for the cointegration likelihood-ratio test statistics, since their asymptotic distribution is not χ^2 , but rather a generalization of the Dickey-Fuller distribution, with a structure depending on the nature of the problem. In the cointegration analysis, we have restricted the constant term and the linear trend to enter the cointegrating space, with no restrictions on the dummy variable and the first differences of the second-order terms appearing in the cost function.

Table 4. Cointegration analysis of the UVAR

Null hypothesis	Johansen's trace test	95% critical values
$\rho = 0$	471.50	156.44
$\rho \leq 1$	331.00	130.90
$\rho \leq 2$	230.80	108.03
$\rho \leq 3$	159.90	85.35
$\rho \leq 4$	95.07	65.48
$\rho \leq 5$	57.58	45.76
$\rho \leq 6$	24.42	30.72
$\rho \leq 7$	7.40	16.71
$\rho \leq 8$	2.10	-

Notes: ρ is the rank of the $m \times m$ long-run matrix Π in model (3). The appropriate critical values for the Johansen trace test have been computed using the simulation program DisCo developed by Johansen and Nielsen (1993). The cointegration analysis has been conducted using PcFiml 8.1 (Doornik and Hendry, 1994b). It is not possible to obtain the critical values of the trace test under the null that $\rho \leq 8$, because $m - \rho$ should be at least equal to the number of restricted drift terms (see Johansen and Nielsen, 1993).

The Johansen trace test suggests the presence of five LR stationary relationships (see Table 4). This result means that we can rewrite the $m \times m$ LR matrix Π in (22) as $\Pi = \alpha_{m \times \rho} \beta'_{\rho \times m}$, where $m=11$ (i.e. 9 endogenous variables plus constant and linear trend) and $\rho=5$. In Section 2.2 it was noted that α and β' are not unique. In fact, given any non-singular $\rho \times \rho$ matrix ζ , we can define $\alpha^* = \alpha \zeta^{-1}$ and $\beta^* = \beta \zeta$, such that $\Pi = \alpha^* \beta^{*'} = \alpha \beta'$. The important implication is that it is possible to choose ζ such that β^* has an economic interpretation and test the set of restrictions which the selected ζ imposes on the unrestricted cointegrating vectors.

The theory of dynamic duality permits an economic interpretation of the five LR equilibria, namely the optimal LR levels of investment, energy, materials, labour and capital stock expressed by equations (14), (18), (19), (20) and (17), respectively. The corresponding set of restrictions on the cointegrating vectors is not rejected by the data, being the computed value of the likelihood-ratio test statistic $\chi^2_{(3)} = 3.480$ with a P-value of 0.323. The estimated restricted cointegrating vectors are reported in Table 5.

Table 5. Restricted estimates of β^{*j} eigenvectors

	q _{ni}	sq _e	sq _m	sq _l	sq _k	sq _v	np _k	np _e	np _m	Const.	Trend
β^{*1}	-1.0	0.0	0.0	0.0	0.0	-0.163** (0.02)	-0.044** (0.01)	0.110** (0.02)	-0.417** (0.05)	0.961** (0.09)	0.000
β^{*2}	0.0	-1.0	0.0	0.0	0.0	-0.117** (0.01)	-0.003 (0.01)	0.096** (0.01)	-0.383** (0.03)	0.886** (0.05)	0.000
β^{*3}	0.0	0.0	-1.0	0.0	0.0	2.073** (0.24)	0.168 (0.15)	0.482 (0.27)	0.182 (0.73)	-4.919** (1.30)	-0.063** (0.01)
β^{*4}	0.0	0.0	0.0	-1.0	0.0	0.432** (0.05)	0.015 (0.02)	0.021 (0.03)	-0.006 (0.08)	0.490** (0.15)	-0.047** (0.01)
β^{*5}	0.0	0.0	0.0	0.0	-1.0	2.110** (0.26)	0.195 (0.17)	1.249** (0.31)	-1.557 (0.84)	-3.187** (1.50)	0.000

Notes: β^{*j} indicates the j-th row of the $5 \times (9+2)$ β^{*j} matrix, $j=1, \dots, 5$. Standard errors are reported in parentheses; **=rejection of the null hypothesis at the 1% significance level.

The next stage of the VAR methodology is to seek for a more parsimonious representation of the original system. This requires a test for weak exogeneity of a subset of variables within the VAR, as illustrated in Section 2.2. It is important to bear in mind that the traditional literature on factor demands generally assumes output and factor prices to be exogenous in the equations specifying the optimal quantities of production inputs used by the firm. Thus, it seems natural to exploit the VAR estimation and cointegration analysis in order to test whether output and factor prices can be considered as valid conditioning variables. If the null hypothesis of weak exogeneity of output and factor prices is not rejected, the nine-dimensional VAR reduces to a five-dimensional system, where prices and the level of production are valid non-stochastic regressors.

The condition for weak exogeneity of output and factor prices is that none of the five cointegrating vectors is significant in the equations for sq_v , np_k , np_e and np_m of model (22). A formal test of weak exogeneity requires the estimation of model (22) (see Table 6).

Table 6. VAR-ECM estimation

Variab.	dq _{ni}	dsq _e	dsq _m	dsq _l	dsq _v	dsq _k	dnp _k	dnp _e	dnp _m
rvec _{1,t-1}	-0.604** (0.171)	-0.156** (0.037)	-3.014* (1.120)	-0.288 (0.152)	-3.156** (0.857)	-0.490 (0.253)	3.988* (1.409)	-0.511 (0.571)	0.298* (0.134)
rvec _{2,t-1}	0.632 (0.389)	-0.435** (0.085)	-5.233 (2.540)	0.651 (0.344)	-4.715* (1.944)	-0.620 (0.574)	2.885 (3.195)	0.545 (1.295)	0.281 (0.304)
rvec _{3,t-1}	-0.122 (0.071)	-0.004 (0.015)	-1.875** (0.463)	-0.017 (0.063)	-1.283** (0.354)	-0.253* (0.105)	1.692* (0.582)	-0.702** (0.236)	-0.099 (0.055)
rvec _{4,t-1}	-0.129 (0.242)	-0.142* (0.053)	0.476 (1.583)	-0.155 (0.214)	-1.318 (1.212)	-0.170 (0.358)	4.332* (1.991)	-1.153 (0.807)	-0.292 (0.189)
rvec _{5,t-1}	0.152 (0.076)	-0.014 (0.016)	1.468* (0.496)	0.049 (0.067)	1.173** (0.380)	0.319* (0.112)	-2.039** (0.625)	0.704* (0.253)	0.088 (0.059)
Trend	0.001 (0.001)	-0.0000 (0.0004)	-0.013 (0.012)	-0.0008 (0.001)	-0.003 (0.009)	0.003 (0.003)	-0.030 (0.015)	0.007 (0.006)	0.001 (0.001)
Const.	-0.044 (0.051)	0.003 (0.011)	0.244 (0.334)	-0.002 (0.045)	-0.027 (0.256)	-0.089 (0.076)	1.015* (0.420)	-0.219 (0.170)	-0.029 (0.040)
dq _k ²	0.032 (0.019)	-0.001 (0.004)	0.255 (0.121)	-0.031 (0.016)	0.291** (0.093)	0.154** (0.027)	-0.577** (0.153)	0.172 (0.062)	0.011 (0.014)
dnp _k ²	-0.010** (0.002)	-0.001* (0.0005)	-0.025 (0.017)	-0.006* (0.002)	-0.039** (0.012)	-0.008* (0.004)	0.199** (0.020)	0.019* (0.008)	0.001 (0.002)
dnp _e ²	-0.020 (0.010)	0.002 (0.002)	-0.004 (0.066)	-0.008 (0.009)	-0.063 (0.051)	-0.021 (0.015)	0.178 (0.083)	0.139** (0.034)	-0.034 (0.008)
dnp _m ²	-0.030 (0.033)	-0.032** (0.007)	-0.371 (0.217)	0.004 (0.029)	-0.259 (0.166)	-0.032 (0.049)	-0.083 (0.273)	0.199 (0.111)	0.403** (0.026)
dq _y ²	0.006** (0.002)	0.001** (0.0004)	0.079** (0.012)	0.003 (0.002)	0.099** (0.009)	0.009** (0.003)	-0.047** (0.015)	0.009 (0.006)	0.001 (0.001)
i1975	-0.072** (0.020)	0.014** (0.004)	-0.016 (0.128)	-0.003 (0.017)	-0.091 (0.098)	-0.052 (0.029)	0.458* (0.161)	-0.161* (0.065)	-0.080** (0.015)
F-tests		rvec _{1,t-1}	rvec _{2,t-1}	rvec _{3,t-1}	rvec _{4,t-1}	rvec _{5,t-1}			
F _(9,6)		12.831 [0.003]	16.015 [0.001]	17.436 [0.001]	3.814 [0.059]	14.416 [0.002]			

Notes: rvec_j indicates the j-th restricted cointegrating vector, j=1,...,5; standard errors are in parentheses, P-values are in brackets; F-tests are for the joint significance of each restricted cointegrating vector in all VAR-ECM equations; **(*)=rejection of the null hypothesis at the 1% (5%) significance level.

From Table 6, we notice that each cointegrating vector is significant in at least one equation. If we impose the restrictions for weak exogeneity on model (22) (the number of these restrictions is given by the number of equations times the number of cointegrating vectors, i.e. $4 \times 5 = 20$) and compare the unrestricted and restricted log-likelihoods with a likelihood-ratio test, we obtain $\chi^2_{(20)} = 416.25$, which strongly rejects the restrictions and suggests that output and factor prices are endogenous.

In Section 2.2 the notion of model encompassing has been briefly discussed. Whereas a direct comparison between the SEM and VAR specifications is not feasible because of the endogeneity of

output and input prices, it is however possible to compare the estimated SEM with its corresponding URF (see equations 24 and 25). The URF corresponds to the VAR model once the exogeneity of output and input prices is imposed. The URF can be obtained in the following way. First, substitute the investment equation (14) into the energy equation (18), the materials equation (19) and the labour equation (20). Second, substitute both equations for energy and materials into the labour equation. Finally, include one-period lags for all dependent variables among the regressors. The URF is then composed by one equation for each of the four endogenous variables q_{ni} , sq_e , sq_m and sq_l . The regressors of the first three equations are a constant term, a linear time trend, sq_k , np_k , np_e , np_m , sq_y , and the lagged value of the dependent variable. The labour equation has, as additional regressors, the squares and the cross products among sq_k , np_k , np_e , np_m , sq_y and the time trend (20 additional regressors, since the quadratic time trend term is not included in the specification, given the absence of a non-linear trend in the variables). The URF can be consistently estimated with Ordinary Least Squares and it is statistically adequate when tested against first-order autocorrelation, non-normality and first-order conditional heteroskedasticity of the residuals. The estimated SEM can now be interpreted as a set of testable restrictions imposed on the URF. By simply comparing the SEM with the URF, the number of these restrictions given by the number of squares and cross products plus the number of lagged dependent variables (i.e. $20+4=24$). If the restrictions imposed on the URF by the SEM are not rejected by the data, the SEM is said to parsimoniously encompassing the URF (see, e.g., Clements and Mizon, 1991). Parsimonious encompassing is usually tested via a likelihood-ratio test, which, in the present context, is $\chi^2_{(24)} = 152.36$. The strong evidence against the SEM should be interpreted with some care. In particular, it is important to remember that the SEM is statistically inadequate only when it is contrasted with its corresponding URF (see diagnostics reported in Table 2b). Moreover, since exogeneity of output and input prices has been strongly rejected by the data, the URF, although statistically adequate, can hardly be considered a “good” model and the failure of the SEM to encompass the URF does not imply that the URF is “better” (see, among others, Mizon, 1984, p. 289).

4. Practical use of SEM and VAR models of factor demands

4.1. Estimating price elasticities and adjustment costs

In this section we show how to use both the SEM and VAR models to calculate some economic indicators which are widely used to describe the production structure of a manufacturing sector.

From the SEM, the elasticity of the n -th factor demand to the v -th input price can be computed according to the following expressions:

$$(26) \quad e_{nv}^{SR} = \left. \frac{\partial s \hat{q}_n}{\partial n p_v} \right|_{sq_k \text{ fixed}}$$

$$e_{nv}^{IR} = \left. \frac{\partial s \hat{q}_n}{\partial n p_v} \right|_{sq_k = \lambda s q_k^*}$$

$$e_{nv}^{LR} = \left. \frac{\partial s \hat{q}_n}{\partial n p_v} \right|_{sq_k = s q_k^*}$$

where all variables are log transformed, the long-run level $s q_k^*$ is given by (17) and the superscript $\hat{}$ indicates fitted values. The distinction between short-run (SR), intermediate-run (IR) and long-run (LR) elasticities in empirical factor demand analysis goes back to Berndt, Fuss and Waverman (1980). A SR elasticity assumes that the quasi-fixed factor $s q_k$ is fixed, whereas a LR elasticity is calculated by evaluating $s q_k$ at its optimal long-run level $s q_k^*$. An IR elasticity is based on a proportion λ of the complete adjustment $s q_k^*$: since the data frequency is annual, the term $\lambda s q_k^*$ captures the adjustment of $s q_k$ towards $s q_k^*$ after one year.

From the VAR-ECM, it is straightforward to obtain the price elasticities as follows:

$$(27) \quad e_{nv}^{SR} = \frac{\partial d \hat{s} q_n}{\partial n p_v}$$

$$e_{nv}^{IR} = e_{nv}^{SR} + \sum_{j=1}^p \frac{\partial \hat{s} q_n}{\partial r \hat{v} e c_j} \cdot \frac{\partial r \hat{v} e c_j}{\partial n p_v}$$

$$e_{nv}^{LR} = e_{nv}^{SR} + \sum_{j=1}^p \frac{\partial r \hat{v} e c_j}{\partial n p_v}$$

where j indicates the j -th restricted cointegrating vector and $\rho=5$. As for elasticities (26), the discriminant between SR, IR and LR elasticities is given by the degree of adjustment towards the long-run. However, the main differences with elasticities (26) are that the equilibrium is not unique (actually, the number of equilibrium relationships is five) and that the system as a whole (not only sq_k) adjusts towards the long-run. Naturally, the peculiarities of the VAR reflect on the way the factor demand elasticities (27) are computed. In particular, the term $\sum_{j=1}^{\rho} \frac{\partial \hat{sq}_n}{\partial r\hat{vec}_j} \cdot \frac{\partial r\hat{vec}_j}{\partial np_v}$, which indicates partial adjustment towards each of the five equilibria, is composed by two parts: i) $\partial \hat{sq}_n / \partial r\hat{vec}_j$, the loading coefficient in the VAR corresponding to the λ coefficient in the SEM; ii) $\partial r\hat{vec}_j / \partial np_v$, the LR elasticity of the n -th input demand to the v -th input price. It is worth noticing that in the LR elasticity formula only part ii) is present.

A closer examination of the SEM and VAR elasticities can help the applied researcher to better interpret the empirical results and can be used as a basis to discriminate between the two approaches. For example, if we concentrate on variable inputs, we can denote energy and materials with the indexes n and v , respectively. Remembering that the price of labour (p_l) has been chosen in the quadratic specification as the numeraire, i.e. $np_v \equiv p_v/p_l$, the SEM elasticities (26) can be written as:

$$(28) \quad e_{nv}^{SR} = \frac{r \cdot \hat{a}_{nv}}{\bar{p}_l} - \frac{r \cdot \hat{a}_{kn} \hat{a}_{ku} \hat{a}_{uv}}{\bar{p}_l}$$

$$e_{nv}^{LR} = \frac{r \cdot \hat{a}_{nv}}{\bar{p}_l} + \frac{1}{\hat{a}_{ku} - r} \cdot \frac{r \cdot \hat{a}_{kn} \hat{a}_{ku} \hat{a}_{uv}}{\bar{p}_l}$$

$$e_{nv}^{IR} = \frac{r \cdot \hat{a}_{nv}}{\bar{p}_l} + r \cdot \hat{\lambda} \cdot \hat{a}_{kn} \left(\frac{r \cdot \hat{a}_{ku}}{\hat{a}_{ku} - r} \cdot \frac{\hat{a}_{uv}}{\bar{p}_l} \right),$$

where \bar{p}_l indicates the sample mean of p_l .

Recalling that the estimated equation for the n -th variable input in the VAR-ECM representation is given by:

$$ds\hat{q}_{nt} = \hat{\alpha}_{n1} r\hat{vec}_{1,t-1} + \hat{\alpha}_{n2} r\hat{vec}_{2,t-1} + \dots + \hat{\alpha}_{n5} r\hat{vec}_{5,t-1} + \hat{\mu}_1 t + \hat{\mu}_0 + \hat{\gamma}_k dq_{kt}^2 +$$

$$+\hat{\gamma}_u dnp_{kt}^2 + \hat{\gamma}_n dnp_{nt}^2 + \hat{\gamma}_v dnp_{vt}^2 + \gamma_y dq_y^2 + \hat{\gamma}_d i1975_t,$$

whereas the n-th restricted cointegrating vector is:

$$r\hat{v}ec_{i,t-1} = sq_{n,t-1} - \hat{\beta}_{ny} sq_y - \hat{\beta}_{nk} np_k - \hat{\beta}_{nn} np_n - \hat{\beta}_{nv} np_v - \hat{c}_0 - \hat{c}_1 t,$$

then the VAR elasticities (27) take the following expressions:

$$(29) e_{nv}^{SR} = 2\hat{\gamma}_v \frac{\bar{p}_v}{\bar{p}_l^2}$$

$$e_{nv}^{IR} = e_{nv}^{SR} + \frac{1}{\bar{p}_l} \sum_{j=1}^{\rho} \hat{\alpha}_{nj} \hat{\beta}_{jv}$$

$$e_{nv}^{LR} = e_{nv}^{SR} + \frac{1}{\bar{p}_l} \sum_{j=1}^{\rho} \hat{\beta}_{jv}.$$

If we draw our attention to the LR, it is interesting to note that both SEM and VAR elasticities of the demand for input n to the price of input v are formed by two components. The first one is the corresponding SR elasticity, whereas the second reflects the system LR equilibrium. In the SEM specification, this second component depends on the estimated parameters which characterize the LR level of the quasi-fixed factor capital (see equation 17). Conversely, in the VAR model, the estimated cointegrating coefficients with which the price of input j enters each of the 5 cointegrating vectors appear in the second component of the LR elasticity (see Table 5). The motivation of this asymmetry is evident. The cointegrated VAR is designed to model the presence of multiple equilibria in the system of factor demands, whereas the SEM model assumes that the system depends only on the equilibrium level of the quasi-fixed factor. Within the VAR, each input simultaneously adjusts to its LR equilibrium; in the SEM, the adjustment of each input to its LR level follows the adjustment of the quasi-fixed factor. This different way of modeling the LR equilibrium has important consequences on the estimated LR elasticities, which are expected to be (on average) larger using the VAR approach.

This conclusion cannot be extended to IR elasticities. From expressions (28) and (29), it is easy to see that a third component plays a crucial role, namely the speed of adjustment towards the LR equilibrium. In the SEM model, this component is unique (see equation 16), while in the VAR specification it is represented by the coefficients (loadings) with which the 5 cointegrating vectors enter each input demand equation (see Table 6).

It is also interesting to compare the SEM and VAR models on the basis of their ability to produce credible measures of ADC. For both models, total ADC (TADC) have been computed by summation over all terms depending on net investment sq_{ni}^* in the dual cost function:

$$(30) \hat{C}(\cdot) = s\hat{q}_l^* + np_e s\hat{q}_e^* + np_m s\hat{q}_m^* .$$

The difference between the two approaches lies in the specification of the elements sq_l^* , sq_e^* and sq_m^* in (30). For the SEM, these are given by equations (20), (18) and (19), respectively. For the VAR, they are derived from the corresponding equations in the VAR-ECM system (see Table 6). Given the identifying restrictions on the cointegrating vectors discussed in Section 3, the only non-zero coefficient on net investment appears in the first restricted cointegrating vector (see first line of Table 6). The main implication should be a non-negligible under-estimation of the ADC component with the VAR approach. Again, it is the different way of modeling adjustment costs followed by the two approaches that motivates this discrepancy. The SEM model adopted in this paper incorporates ADC into the firm's dynamic optimization problem through an explicit function of the amount of investment in the quasi-fixed input (equations 14 and 15), which directly enters the demand equation for variable inputs. Conversely, the way the VAR approach takes into account the presence of ADC is only implicit, and this is realized by treating investment as an additional factor demand equation. When we use (30) to estimate the ADC component of total costs, the contribution of the VAR model is limited to the LR effect of net investment on the demand for variable inputs (first restricted cointegrating vector in the VAR-ECM representation reported in Table 6), whereas the SEM approach considers both the direct effect of the adjustment of the quasi-fixed factor towards its LR level and the indirect effects of this adjustment on the variable inputs.

Some point estimates of price and output elasticities from the SEM and the VAR are reported on the top of Tables 7 and 8, respectively. At first inspection, all the elasticities are very low, whereas, as expected, the LR elasticities calculated on the basis of the VAR model are systematically higher than those estimated using the SEM coefficients.

SR, IR and LR direct price elasticities calculated on the basis of the SEM model are always negative as suggested by economic theory. LR elasticities of net investment with respect to input prices and output quantity are zero by construction, since the stock of capital has completed its adjustment to the desired level in the LR. SR, IR and LR investment, energy and materials elasticities with respect to output are positive, as predicted by economic theory. When the VAR is considered, only the SR and IR direct price elasticities for energy, the LR direct price elasticity and the IR output elasticity of materials are characterized by incorrect signs. The percentage of VAR elasticities which satisfy the Le Chatelier principle is 80%. This percentage drops to 53% if the SEM elasticities are considered. The relatively poor performance of the SEM can be rationalized in terms of the more rigid representation of the LR equilibrium associated with the SEM (i.e. a unique cointegrating vector), as well as the role played by the LR equilibrium in expressions (28) and (29).

The cross-price elasticities calculated from the SEM model are all below one, whereas half of the LR elasticities based on the VAR estimates are close to or even greater than two. From the sign of the cross-price elasticities it is possible to obtain information about factor substitution and complementarity. If the SEM model is considered, substitution relationships emerge between capital and materials, capital and labour, energy and labour, and materials and labour, whereas capital and energy, and energy and materials appear to be complementary factors of production. The situation does not change significantly when the VAR estimates are used: in this case, the only difference is given by the relationship between capital and materials, which are now viewed as complementary inputs.

A few more specific considerations can help to characterize the evolution of the Italian total manufacturing sector over the sample period. The elasticity of investment demand with respect to the price of labour is positive when measured using the SEM estimates, negative in the IR, but positive in the SR and LR when estimated on the basis of the VAR. This evidence suggests that capital accumulation is obtained through labour substitution.

Table 7. SEM: price and output elasticities, ADC indicators (mean values, 1957-1983)

Elasticities	Short-run (SR)	Intermediate-run (IR)	Long-run (LR)
e_{ipk}	-0.098 (0.079)	-0.080 (0.064)	-
e_{iqy}	0.064 (0.000)	0.052 (0.000)	-
e_{ipe}	-0.010 (0.008)	-0.008 (0.006)	-
e_{ipm}	0.008 (0.006)	0.006 (0.005)	-
e_{ipl}	0.211 (0.259)	0.171 (0.210)	-
e_{epk}	-0.020 (0.016)	-0.038 (0.030)	-0.043 (0.035)
e_{eqy}	0.002 (0.000)	0.014 (0.000)	0.018 (0.000)
e_{epe}	-0.080 (0.065)	-0.082 (0.066)	-0.083 (0.067)
e_{epm}	-0.008 (0.006)	-0.006 (0.005)	-0.006 (0.005)
e_{epl}	0.199 (0.244)	0.238 (0.291)	0.250 (0.305)
e_{mpk}	0.052 (0.042)	0.028 (0.023)	0.021 (0.017)
e_{mqy}	0.774 (0.000)	0.789 (0.000)	0.794 (0.000)
e_{mpe}	-0.004 (0.003)	-0.006 (0.005)	-0.007 (0.006)
e_{mpm}	-0.152 (0.122)	-0.149 (0.121)	-0.149 (0.120)
e_{mpl}	0.145 (0.163)	0.196 (0.223)	0.212 (0.242)
Total costs (TC)		4.240 (0.311)	
Total ADC (TADC)		0.904 (0.950)	
TADC/TC		0.213 (0.228)	
TADC/qy		0.217 (0.192)	
TADC/pk		1.237 (2.638)	

Notes: e_{nv} =price elasticities, n=investment (i), energy (e), materials (m), v=price of capital (pk), price of energy (pe), price of materials (pm), price of labour (pl); e_{nqy} =output elasticities. Standard deviations are given in brackets.

The elasticity of energy demand to the price of labour is always positive, regardless of the time period (SR, IR or LR) or the model (SEM or VAR). Over the estimated period, the production structure operates by substituting the more expensive input (energy) with labour. Conversely, given the negative sign of the elasticity of energy demand with respect to the rental price of capital, a rise in the price of energy seems to cause a reduction in the capital stock.

Table 8. VAR: price and output elasticities, ADC indicators (mean values, 1957-1983)

Elasticities	Short-run (SR)	Intermediate-run (IR)	Long-run (LR)
e_{ipk}	-0.007	-0.024	-0.323
e_{iqy}	0.054	0.098	0.946
e_{ipe}	-0.023	-0.098	-1.936
e_{ipm}	-0.023	0.271	2.205
e_{ipl}	0.054	-0.067	0.377
e_{epk}	-0.001	-0.007	-0.329
e_{eqy}	0.014	0.138	0.986
e_{epe}	0.002	0.043	-1.962
e_{epm}	-0.025	-0.185	2.207
e_{epl}	0.018	0.039	0.413
e_{mpk}	-0.019	-0.110	-0.311
e_{mqy}	0.738	-0.586	0.262
e_{mpe}	-0.005	-0.098	-1.954
e_{mpm}	-0.287	-0.349	2.468
e_{mpl}	0.261	0.093	0.171
Total costs (TC)		4.242	
Total ADC (TADC)		0.230	
TADC/TC		0.050	
TADC/ q_y		0.050	
TADC/ p_k		0.129	

Notes: see Table 7.

The response of energy demand to changes in the price of materials is always negative, with the exception of the positive and high LR value obtained using the VAR estimates.

As anticipated, both the SEM and VAR models have been used also to calculate some ADC indicators (see the bottom of Tables 7 and 8). The estimates of the total costs (TC) which can be obtained using the SEM and VAR models are very close. However, the percentage of TADC on TC predicted by the SEM is 21%, which falls to 5% when computed using the VAR coefficients, because of the identifying restrictions on the cointegrating vectors which impose a zero weight to net investment. TADC/ q_y and TADC/ p_k express TADC as a percentage of output and of the price of capital. The SEM estimates predict the relevance of the ADC component in the Italian manufacturing sector.

Table 9. Energy price elasticities - other studies

Studies	Countries	Models	SR	LR
Nordhaus (1977)	OECD	Panel	-0.35	-
Kouris (1983)	OECD	ARDL	-0.15	-0.43
Prosser (1985)	OECD	ARDL	-0.22	-0.40
Hunt and Manning (1989)	U.K.	ECM	-	-0.33
Dahl (1992)	Developing	2SLS	-	-0.33
Dargay (1992)	U.K.	ECM	-0.15	-0.50
Bentzen and Engsted (1993)	Denmark	ECM	-	-0.46
Jones (1994)	U.S.	ARDL	-	-0.32
Al-Mutairi and Eltony (1995)	Kuwait	ECM	-	-0.23
Hodge (1999)	U.S.	ECM	-	-0.17
Gately and Huntington (2001)	OECD	Koyck-lag	-	-0.27
Gately and Huntington (2001)	Non-OECD	Koyck-lag	-	-0.12
Liu (2004)	OECD (industry)	Dynamic panel	-0.08	-0.27

Notes: ARDL = autoregressive distributed lag; 2SLS = two-stage least squares; ECM = error correction model.

Table 9 presents the estimated SR and LR energy price elasticities from a selection of studies. Although the estimates vary across countries, time periods and econometric models, SR (LR) elasticities are larger (smaller) than the elasticities calculated on the basis of the SEM and VAR specifications, with the only exception of Liu (2004).

4.2. *Some suggestions for the applied researcher*

The VAR and SEM approaches to factor demand analysis differ on the crucial assumption concerning exogeneity of input prices and output. Recall that, within the SEM approach, the estimated model is the result of the solution of the firm's cost minimization problem, where production costs and input quantities are endogenous, while input prices and the level of output are exogenous. On the contrary, the intrinsic nature of the VAR model allows us to treat input prices and output as endogenous variables and to test for their (weak) exogeneity, instead of simply imposing it. This radically different attitude towards exogeneity raises at least two important issues.

The first one is that some significant discrepancies in the estimated elasticities calculated by each approach and ADC could be explained by the contrasting assumptions on endogeneity of output and input prices. According to this view, some differences could be less severe, should the exogeneity of input prices and output be imposed on the VAR. A way to tackle this problem is suggested by the encompassing test presented in Section 3. The failure of the SEM to encompass its

corresponding URF can be rationalized on the basis of the difference between the SEM and a VAR system with (or without) exogenous factor prices and output, which is mainly due to the way ADC are modeled. And this difference, more than the exogeneity assumption, is likely to affect estimated elasticities and ADC measures.

The second issue is related to the importance of the endogeneity of factor prices with respect to the endogeneity of output. In the literature on applied factor demand analysis the assumption of exogenous factor prices is the rule, rather than the exception, even if it has been widely recognized that such a hypothesis is more plausible when disaggregated data are available (see Berndt, 1991, pag. 457). As far as output is concerned, some studies (see, e.g., Morrison, 1988, 1989) have extended the cost-minimizing SEM approach by assuming imperfect competition in the output market. In these studies, a demand equation is specified for the output of the firm and the associated marginal revenue curve obtained. In the context of profit maximization, marginal revenues are equated to marginal costs and this equilibrium condition is used to solve for the endogenous output level. It is then possible to examine the effects of supply and/or demand shocks on the firm's markup. The complete model includes a system of factor demands, an inverted demand equation and an output supply function. Given the aggregated nature of the data used in most of the applied work on factor demands and the popularity of the standard cost-minimizing approach, which does not distinguish between exogeneity of input prices and exogeneity of output, an alternative way is to address this issue empirically. That is to test, within the VAR, if factor prices *or* output can be treated as valid weak exogeneous variables. On the basis of the estimated VAR-ECM reported in Table 6, the null hypothesis of weak exogeneity of the four input prices (with output assumed to be endogenous) is rejected at any significance level, with a calculated value of the likelihood-ratio statistic equal to $\chi^2_{(15)} = 152.37$. A severe rejection is also obtained when the null hypothesis of weak exogeneity of output (with endogenous input prices) is tested ($\chi^2_{(5)} = 19.74$). However, it would be inappropriate to establish a ranking between exogeneity of factor prices and exogeneity of output on the basis of these results, since the χ^2 distributions of the two exogeneity tests do not have under the null the same number of degrees of freedom.

At this point an applied researcher may ask which approach should be used between SEM and VAR to model factor demands. The theoretical considerations and empirical results reported in the previous section suggest what follows. First, if one is interested in measuring the LR complementarity/substitution relationships among factors of production, the VAR approach should be preferred to the SEM, since it is designed to model and detect a richer LR structure of the underlying economic system. If SR elasticities are the final objective of the empirical analysis, both the SEM and VAR could be used. Second, if the applied researcher wishes to focus his/her analysis

on the impact of ADC on the production structure of the firm or industry, the SEM approach has proved to be superior to the VAR, given that the former explicitly considers ADC as an argument of the dual cost function. Third, if exogeneity of output and factor prices is not a major issue of the empirical investigation, there is no reason to prefer one approach to the other. Still, the radically different ways followed by the two approaches to model the presence of ADC on the quasi-fixed factor will have a significant effect on the corresponding values of elasticities and ADC. On the other hand, if one intends to test, rather than impose, exogeneity, the VAR approach provides a natural framework to accomplish this task using standard likelihood-ratio tests. Conversely, if endogeneity of output and/or input prices seems to be more appropriate, it is straightforward to obtain a VAR (simply include output and factor prices as endogenous regressors, as discussed in Section 3.3), whereas the SEM approach should be extended to model imperfect competition in the output and/or factor markets. Fourth, if the relevant issue is to assess the practical consequences of assuming output exogeneity with respect to exogeneity of input prices, none of the two approaches seems to be very useful. In this case, additional information on the characteristics of the firm or industry which is the object of the analysis and the aggregated/disaggregated nature of the available data should be considered.

5. Conclusion

In this paper two alternative approaches to model systems of dynamic factor demands have been discussed. The first strategy is based on the SEM approach to factor demand analysis and applies the theory of dynamic duality to derive closed-form solutions to the firm's intertemporal problem of choosing the optimal combination of production inputs. Such decision functions can be jointly estimated once a parameterization of the underlying technology is selected. The second approach emphasizes the statistical information contained in the data and uses VAR analysis to address the issues of dynamics, cointegration and exogeneity within a unique statistical framework.

Although both approaches possess well-established traditions and have been extensively used in applied work, they have never been confronted empirically in their ability to model dynamic factor demands. In this paper we have bridged this gap. First, we have illustrated how the SEM and the VAR approaches can represent valid alternatives to model systems of dynamic equations. Second, we have shown how to apply both methodologies to estimate dynamic factor demands derived from a cost-minimizing technology with ADC on the quasi-fixed factor. The application has been made on the Italian total manufacturing sector over the period 1954-1983. Third, we have discussed how both models can be used to calculate some widely accepted indicators of the production structure of

an economic sector, such as price and quantity elasticities and different measures of ADC. In particular, we have proposed and discussed some theoretical and empirical justifications of the differences between observed elasticities, measures of ADC, and the assumption of exogeneity of output and/or input prices. Finally, we have provided some suggestions for the applied researcher, which can be summarized as follows. The VAR approach is preferable if the empirical analysis on factor demands is focussed on the measurement of LR substitutability among the factors of production. The converse is true if the estimation of the effects on ADC on the production structure is a major concern of the empirical application, for the SEM approach explicitly models the adjustment of the quasi-fixed factors to their LR equilibrium. Both SEM and VAR are useful if exogeneity of output and input prices can be treated as a maintained hypothesis, whereas it is easier to deal with endogeneity of output and/or factor prices within a VAR model. Additional economic information is needed in order to address the issue of the relative importance of output versus factor price exogeneity.

References

- Al-Mutairi, N.H. and M.N. Eltony (1995), "Price and income elasticities of energy demand: some estimates for Kuwait using two econometric models", *Journal of Energy and Development*, **20**, 175-185.
- Amemiya, T. (1977), "The maximum likelihood and the nonlinear three-stage least squares estimator in the general nonlinear simultaneous equation model", *Econometrica*, **45**, 955-968.
- Amemiya, T. (1985), *Advanced Econometrics*, Oxford, Basil Blackwell.
- Bentzen, J. and T. Engsted (1993), "Short- and long-run elasticities in energy demand", *Energy Economics*, **15**, 9-16.
- Berndt, E.R. (1991), *The Theory and Practice of Econometrics. Classic and Contemporary*, Reading, Addison-Wesley.
- Berndt, E.R., Fuss, M. and L. Waverman (1980), *Dynamic Adjustment Models of Industrial Energy Demand: Empirical Analysis for U.S. Manufacturing, 1947-74*, Palo Alto, Electric Power Research Institute, Research Project 683-1.
- Berndt, E.R., Hall, B.H., Hall, R.E. and J.A. Hausman (1974), "Estimation and inference in nonlinear structural models", *Annals of Economic and Social Measurement*, **3**, 653-666.
- Bernstein, J.I and M.I. Nadiri (1989), "Research and development and intra-industry spillovers: an empirical application of dynamic duality", *Review of Economic Studies*, **56**, 249-269.
- Boswijk, H.P. (1993), "Efficient inference on cointegration parameters in structural error correction models", Florence, European University Institute, working paper.
- Bowden, R.J. and D.A. Turkington (1984), *Instrumental Variables*, Cambridge, Cambridge University Press.
- Chang, C.-C. and S.E. Stefanou (1988), "Specification and estimation of asymmetric adjustment rates for quasi-fixed factors of production", *Journal of Economic Dynamics and Control*, **12**, 145-151.
- Charemza, W.W. and D.F. Deadman (1992), *New Directions in Econometric Practice. General to Specific Modelling, Cointegration and Vector Autoregression*, Aldershot, Edward Elgar.
- Christensen, L.R. and D.W. Jorgenson (1969), "The measurement of U.S. real capital input, 1929-1967", *Review of Income and Wealth*, **15**, 293-320.
- Clements, M.P. and G.E. Mizon (1991), "Empirical analysis of macroeconomic time series. VAR and structural models", *European Economic Review*, **35**, 887-932.
- Dahl, C. (1992), "A survey of energy demand elasticities for the developing world", *Journal of Energy and Development*, **18**, 1-47.

- Dargay, J.M. (1992), "Are price and income elasticities of demand constant?", Oxford Institute for Energy Studies, working paper n. EE16.
- Doornik, J.A. and D.F. Hendry (1994a), *PcGive 8.0. Interactive Econometric Modelling System*, London, International Thomson Publishing.
- Doornik, J.A. and D.F. Hendry (1994b), *PcFiml 8.0. Interactive Econometric Modelling of Dynamic Systems*, London, International Thomson Publishing.
- Engsted, T. and N. Haldrup (1994), "The linear quadratic adjustment cost model and the demand for labour", *Journal of Applied Econometrics*, **9** (supplement), S145-S159.
- Engsted, T. and N. Haldrup (1999), "Estimating the LQAC model with I(2) variables", *Journal of Applied Econometrics*, **14**, 155-170.
- Epstein, L.G. (1981), "Duality theory and functional forms for dynamic factor demands", *Review of Economic Studies*, **68**, 81-95.
- Epstein, L.G. and M.G.S. Denny (1983), "The multivariate flexible accelerator model: its empirical restrictions and an application to U.S. manufacturing", *Econometrica*, **51**, 647-674.
- E-Views (1998), *Command and Programming Reference. Version 3.1*, Quantitative Microsoftware.
- Fernandez-Cornejo, J., Gempesaw II, C.M., Elterich, J.G. and S.E. Stefanou (1992), "Dynamic measures of scope and scale economies: an application to German agriculture", *American Journal of Agricultural Economics*, **74**, 329-342.
- Galeotti, M. (1996), "The Intertemporal Dimension of Neoclassical Production Theory", *Journal of Economic Surveys*, **10**, 421-460.
- Gately, D. and H.G. Huntington (2001), "The asymmetric effects of changes in price and income on energy and oil demand", Stanford University, Energy Modeling Forum, working paper n. OP 50.
- Hall, B.H., Cummins C. and R. Schnake (1997), *Time Series Processor. Version 4.4. User's Guide*, Stanford, TSP International.
- Hayashi, F. (2000), *Econometrics*, Princeton, Princeton University Press.
- Heimler, A. and C. Milana (1984), *Prezzi Relativi, Ristrutturazione e Produttività. Le Trasformazioni dell'Industria Italiana*, Bologna, Il Mulino.
- Heimler, A. and C. Milana (1985), "Ricostruzione di serie storiche settoriali dell'economia Italiana", Roma, C.N.R., working paper.
- Hendry, D.F. and J.-F. Richard (1989), "Recent developments in the theory of encompassing" in *Contributions to Operations Research and Econometrics. The Twentieth Anniversary of CORE*, ed. by B. Cornet and H. Tulkens, Cambridge, MIT Press, 393-440.
- Hodge, J.T. (1999), "A cointegration analysis of U.S. energy demand elasticities", working paper.

- Howard, W.H. and C.R. Shumway (1988), "Dynamic adjustment in the U.S. dairy industry", *American Journal of Agricultural Economics*, **70**, 837-847.
- Hunt, L.C. and N. Manning (1989), "Energy price and income elasticities of demand: some estimates from the UK using the cointegration procedure", *Scottish Journal of Political Economy*, **36**, 183-193.
- Johansen, S. (1988), "Statistical analysis of cointegration vectors", *Journal of Economic Dynamics and Control*, **12**, 231-254.
- Johansen, S. (1992), "Cointegration in partial systems and the efficiency of single-equation analysis", *Journal of Econometrics*, **52**, 389-402.
- Johansen, S. and B. Nielsen (1993), "Manual for the simulation program DisCo, version 1.0", University of Copenhagen, working paper.
- Jones, C.T. (1994), "Accounting for technical progress in aggregate energy demand", *Energy Economics*, **16**, 245-252.
- Jorgenson, D.W. and J. Laffont (1974), "Efficient Estimation of Nonlinear Simultaneous Equations with Additive Disturbances", *Annals of Economic and Social Measurement*, **3**, 615-640.
- Kamien, M.I. and N.L. Schwartz (1991), *Dynamic Optimization. The Calculus of Variations and Optimal Control in Economics and Management*, 2nd edition, Amsterdam, North-Holland.
- Kouris, G. (1983), "Energy consumption and economic activity in industrialized economies – a note", *Energy Economics*, **5**, 207-212.
- Liu, G. (2004), "Estimating energy demand elasticities for OECD countries. A dynamic panel data approach", Statistics Norway, Research Department, discussion paper n. 373.
- Luh, Y.-H. and S.E. Stefanou (1991), "Productivity growth in U.S. agriculture under dynamic adjustment", *American Journal of Agricultural Economics*, **73**, 1116-1125.
- Luh, Y.-H. and S.E. Stefanou (1996), "Estimating dynamic dual models under nonstatic expectations", *American Journal of Agricultural Economics*, **78**, 991-1003.
- Manera, M. (1994), "Factor demands and substitution in the Italian manufacturing sector: a dynamic duality model", *Ricerche Economiche*, **48**, 141-163.
- McElroy, M.B. (1987), "Additive general error models for production, cost, and derived demand or share systems", *Journal of Political Economy*, **95**, 737-757.
- McLaren, K.R. and R.J. Cooper (1980), "Intertemporal duality: application to the theory of the firm", *Econometrica*, **48**, 1755-1762.
- Mizon, G.E. (1984), "The Encompassing Approach in Econometrics", in *Econometrics and Quantitative Economics*, ed. by D.F. Hendry and K.F. Wallis, Basil Blackwell, 135-172.

- Morrison, C.J. (1988), "Markups in US and Japanese Manufacturing: a Short Run Econometric Analysis", Cambridge, NBER, working paper n. 2799.
- Morrison, C.J. (1989), "Markups Behavior in Durable and Nondurable Manufacturing: a Production Theory Approach", Cambridge, NBER, working paper n. 2941.
- Nordhaus, W.D. (1977), "The demand for energy: an international perspective", in *International Studies of the Demand for Energy*, ed. by W.D. Nordhaus, Amsterdam, North-Holland.
- Osterwald-Lenum, M. (1992), "A note with quantiles of the asymptotic distribution of the maximum likelihood cointegration rank test statistics", *Oxford Bulletin of Economics and Statistics*, **54**, 461-472.
- Prosser, R.D. (1985), "Demand elasticities in OECD countries: dynamic aspects", *Energy Economics*, **7**, 9-12.
- Rosa, G., ed. (1979), *Lo 'Stock' di Capitale nell'Industria Italiana. Nuove Stime Settoriali e Territoriali*, Roma, Centro Studi Confindustria, S.I.P.I.
- Rosa, G. and V. Siesto (1985), *Il Capitale Fisso Industriale. Stime Settoriali e Verifiche Dirette*, Bologna, Il Mulino.
- Urbain, J.-P. (1992), "On weak exogeneity in error correction models", *Oxford Bulletin of Economics and Statistics*, **54**, 187-207.
- Vasavada, U. and R.G. Chambers (1986), "Investment in U.S. agriculture", *American Journal of Agricultural Economics*, **68**, 950-960.

NOTE DI LAVORO DELLA FONDAZIONE ENI ENRICO MATTEI

Fondazione Eni Enrico Mattei Working Paper Series

Our Note di Lavoro are available on the Internet at the following addresses:

<http://www.feem.it/Feem/Pub/Publications/WPapers/default.html>

<http://www.ssrn.com/link/feem.html>

<http://www.repec.org>

NOTE DI LAVORO PUBLISHED IN 2004

IEM	1.2004	<i>Anil MARKANDYA, Suzette PEDROSO and Alexander GOLUB: <u>Empirical Analysis of National Income and So2 Emissions in Selected European Countries</u></i>
ETA	2.2004	<i>Masahisa FUJITA and Shlomo WEBER: <u>Strategic Immigration Policies and Welfare in Heterogeneous Countries</u></i>
PRA	3.2004	<i>Adolfo DI CARLUCCIO, Giovanni FERRI, Cecilia FRALE and Ottavio RICCHI: <u>Do Privatizations Boost Household Shareholding? Evidence from Italy</u></i>
ETA	4.2004	<i>Victor GINSBURGH and Shlomo WEBER: <u>Languages Disenfranchisement in the European Union</u></i>
ETA	5.2004	<i>Romano PIRAS: <u>Growth, Congestion of Public Goods, and Second-Best Optimal Policy</u></i>
CCMP	6.2004	<i>Herman R.J. VOLLEBERGH: <u>Lessons from the Polder: Is Dutch CO2-Taxation Optimal</u></i>
PRA	7.2004	<i>Sandro BRUSCO, Giuseppe LOPOMO and S. VISWANATHAN (lxv): <u>Merger Mechanisms</u></i>
PRA	8.2004	<i>Wolfgang AUSENNEGG, Pegaret PICHLER and Alex STOMPER (lxv): <u>IPO Pricing with Bookbuilding, and a When-Issued Market</u></i>
PRA	9.2004	<i>Pegaret PICHLER and Alex STOMPER (lxv): <u>Primary Market Design: Direct Mechanisms and Markets</u></i>
PRA	10.2004	<i>Florian ENGLMAIER, Pablo GUILLEN, Loreto LLORENTE, Sander ONDERSTAL and Rupert SAUSGRUBER (lxv): <u>The Chopstick Auction: A Study of the Exposure Problem in Multi-Unit Auctions</u></i>
PRA	11.2004	<i>Bjarne BRENDSTRUP and Harry J. PAARSCH (lxv): <u>Nonparametric Identification and Estimation of Multi-Unit, Sequential, Oral, Ascending-Price Auctions With Asymmetric Bidders</u></i>
PRA	12.2004	<i>Ohad KADAN (lxv): <u>Equilibrium in the Two Player, k-Double Auction with Affiliated Private Values</u></i>
PRA	13.2004	<i>Maarten C.W. JANSSEN (lxv): <u>Auctions as Coordination Devices</u></i>
PRA	14.2004	<i>Gadi FIBICH, Arieh GAVIOUS and Aner SELA (lxv): <u>All-Pay Auctions with Weakly Risk-Averse Buyers</u></i>
PRA	15.2004	<i>Orly SADE, Charles SCHNITZLEIN and Jaime F. ZENDER (lxv): <u>Competition and Cooperation in Divisible Good Auctions: An Experimental Examination</u></i>
PRA	16.2004	<i>Marta STRYSZOWSKA (lxv): <u>Late and Multiple Bidding in Competing Second Price Internet Auctions</u></i>
CCMP	17.2004	<i>Slim Ben YOUSSEF: <u>R&D in Cleaner Technology and International Trade</u></i>
NRM	18.2004	<i>Angelo ANTOCI, Simone BORGHESI and Paolo RUSSU (lxvi): <u>Biodiversity and Economic Growth: Stabilization Versus Preservation of the Ecological Dynamics</u></i>
SIEV	19.2004	<i>Anna ALBERINI, Paolo ROSATO, Alberto LONGO and Valentina ZANATTA: <u>Information and Willingness to Pay in a Contingent Valuation Study: The Value of S. Erasmo in the Lagoon of Venice</u></i>
NRM	20.2004	<i>Guido CANDELA and Roberto CELLINI (lxvii): <u>Investment in Tourism Market: A Dynamic Model of Differentiated Oligopoly</u></i>
NRM	21.2004	<i>Jacqueline M. HAMILTON (lxvii): <u>Climate and the Destination Choice of German Tourists</u></i>
NRM	22.2004	<i>Javier Rey-MAQUIEIRA PALMER, Javier LOZANO IBÁÑEZ and Carlos Mario GÓMEZ GÓMEZ (lxvii): <u>Land, Environmental Externalities and Tourism Development</u></i>
NRM	23.2004	<i>Pius ODUNGA and Henk FOLMER (lxvii): <u>Profiling Tourists for Balanced Utilization of Tourism-Based Resources in Kenya</u></i>
NRM	24.2004	<i>Jean-Jacques NOWAK, Mondher SAHLI and Pasquale M. SGRO (lxvii): <u>Tourism, Trade and Domestic Welfare</u></i>
NRM	25.2004	<i>Riaz SHAREEF (lxvii): <u>Country Risk Ratings of Small Island Tourism Economies</u></i>
NRM	26.2004	<i>Juan Luis EUGENIO-MARTÍN, Noelia MARTÍN MORALES and Riccardo SCARPA (lxvii): <u>Tourism and Economic Growth in Latin American Countries: A Panel Data Approach</u></i>
NRM	27.2004	<i>Raúl Hernández MARTÍN (lxvii): <u>Impact of Tourism Consumption on GDP. The Role of Imports</u></i>
CSRM	28.2004	<i>Nicoletta FERRO: <u>Cross-Country Ethical Dilemmas in Business: A Descriptive Framework</u></i>
NRM	29.2004	<i>Marian WEBER (lxvi): <u>Assessing the Effectiveness of Tradable Landuse Rights for Biodiversity Conservation: an Application to Canada's Boreal Mixedwood Forest</u></i>
NRM	30.2004	<i>Trond BJORN DAL, Phoebe KOUNDOURI and Sean PASCOE (lxvi): <u>Output Substitution in Multi-Species Trawl Fisheries: Implications for Quota Setting</u></i>
CCMP	31.2004	<i>Marzio GALEOTTI, Alessandra GORIA, Paolo MOMBRINI and Evi SPANTIDAKI: <u>Weather Impacts on Natural, Social and Economic Systems (WISE) Part I: Sectoral Analysis of Climate Impacts in Italy</u></i>
CCMP	32.2004	<i>Marzio GALEOTTI, Alessandra GORIA, Paolo MOMBRINI and Evi SPANTIDAKI: <u>Weather Impacts on Natural, Social and Economic Systems (WISE) Part II: Individual Perception of Climate Extremes in Italy</u></i>
CTN	33.2004	<i>Wilson PEREZ: <u>Divide and Conquer: Noisy Communication in Networks, Power, and Wealth Distribution</u></i>
KTHC	34.2004	<i>Gianmarco I.P. OTTAVIANO and Giovanni PERI (lxviii): <u>The Economic Value of Cultural Diversity: Evidence from US Cities</u></i>
KTHC	35.2004	<i>Linda CHAIB (lxviii): <u>Immigration and Local Urban Participatory Democracy: A Boston-Paris Comparison</u></i>

KTHC	36.2004	<i>Franca ECKERT COEN and Claudio ROSSI</i> (Ixviii): <u>Foreigners, Immigrants, Host Cities: The Policies of Multi-Ethnicity in Rome. Reading Governance in a Local Context</u>
KTHC	37.2004	<i>Kristine CRANE</i> (Ixviii): <u>Governing Migration: Immigrant Groups' Strategies in Three Italian Cities – Rome, Naples and Bari</u>
KTHC	38.2004	<i>Kiflemariam HAMDE</i> (Ixviii): <u>Mind in Africa, Body in Europe: The Struggle for Maintaining and Transforming Cultural Identity - A Note from the Experience of Eritrean Immigrants in Stockholm</u>
ETA	39.2004	<i>Alberto CAVALIERE</i> : <u>Price Competition with Information Disparities in a Vertically Differentiated Duopoly</u>
PRA	40.2004	<i>Andrea BIGANO and Stef PROOST</i> : <u>The Opening of the European Electricity Market and Environmental Policy: Does the Degree of Competition Matter?</u>
CCMP	41.2004	<i>Micheal FINUS</i> (Ixix): <u>International Cooperation to Resolve International Pollution Problems</u>
KTHC	42.2004	<i>Francesco CRESPI</i> : <u>Notes on the Determinants of Innovation: A Multi-Perspective Analysis</u>
CTN	43.2004	<i>Sergio CURRARINI and Marco MARINI</i> : <u>Coalition Formation in Games without Synergies</u>
CTN	44.2004	<i>Marc ESCRHUELA-VILLAR</i> : <u>Cartel Sustainability and Cartel Stability</u>
NRM	45.2004	<i>Sebastian BERVOETS and Nicolas GRAVEL</i> (Ixvi): <u>Appraising Diversity with an Ordinal Notion of Similarity: An Axiomatic Approach</u>
NRM	46.2004	<i>Signe ANTHON and Bo JELLES MARK THORSEN</i> (Ixvi): <u>Optimal Afforestation Contracts with Asymmetric Information on Private Environmental Benefits</u>
NRM	47.2004	<i>John MBURU</i> (Ixvi): <u>Wildlife Conservation and Management in Kenya: Towards a Co-management Approach</u>
NRM	48.2004	<i>Ekin BIROL, Ágnes GYOVAI and Melinda SMALE</i> (Ixvi): <u>Using a Choice Experiment to Value Agricultural Biodiversity on Hungarian Small Farms: Agri-Environmental Policies in a Transition al Economy</u>
CCMP	49.2004	<i>Gernot KLEPPER and Sonja PETERSON</i> : <u>The EU Emissions Trading Scheme. Allowance Prices, Trade Flows, Competitiveness Effects</u>
GG	50.2004	<i>Scott BARRETT and Michael HOEL</i> : <u>Optimal Disease Eradication</u>
CTN	51.2004	<i>Dinko DIMITROV, Peter BORM, Ruud HENDRICKX and Shao CHIN SUNG</i> : <u>Simple Priorities and Core Stability in Hedonic Games</u>
SIEV	52.2004	<i>Francesco RICCI</i> : <u>Channels of Transmission of Environmental Policy to Economic Growth: A Survey of the Theory</u>
SIEV	53.2004	<i>Anna ALBERINI, Maureen CROPPER, Alan KRUPNICK and Nathalie B. SIMON</i> : <u>Willingness to Pay for Mortality Risk Reductions: Does Latency Matter?</u>
NRM	54.2004	<i>Ingo BRÄUER and Rainer MARGGRAF</i> (Ixvi): <u>Valuation of Ecosystem Services Provided by Biodiversity Conservation: An Integrated Hydrological and Economic Model to Value the Enhanced Nitrogen Retention in Renaturated Streams</u>
NRM	55.2004	<i>Timo GOESCHL and Tun LIN</i> (Ixvi): <u>Biodiversity Conservation on Private Lands: Information Problems and Regulatory Choices</u>
NRM	56.2004	<i>Tom DEDEURWAERDERE</i> (Ixvi): <u>Bioprospection: From the Economics of Contracts to Reflexive Governance</u>
CCMP	57.2004	<i>Katrin REHDANZ and David MADDISON</i> : <u>The Amenity Value of Climate to German Households</u>
CCMP	58.2004	<i>Koen SMEKENS and Bob VAN DER ZWAAN</i> : <u>Environmental Externalities of Geological Carbon Sequestration Effects on Energy Scenarios</u>
NRM	59.2004	<i>Valentina BOSETTI, Mariaester CASSINELLI and Alessandro LANZA</i> (Ixvii): <u>Using Data Envelopment Analysis to Evaluate Environmentally Conscious Tourism Management</u>
NRM	60.2004	<i>Timo GOESCHL and Danilo CAMARGO IGLIORI</i> (Ixvi): <u>Property Rights Conservation and Development: An Analysis of Extractive Reserves in the Brazilian Amazon</u>
CCMP	61.2004	<i>Barbara BUCHNER and Carlo CARRARO</i> : <u>Economic and Environmental Effectiveness of a Technology-based Climate Protocol</u>
NRM	62.2004	<i>Elissaios POPYRAKIS and Reyer GERLAGH</i> : <u>Resource-Abundance and Economic Growth in the U.S.</u>
NRM	63.2004	<i>Györgyi BELA, György PATAKI, Melinda SMALE and Mariann HAJDÚ</i> (Ixvi): <u>Conserving Crop Genetic Resources on Smallholder Farms in Hungary: Institutional Analysis</u>
NRM	64.2004	<i>E.C.M. RUIJGROK and E.E.M. NILLESEN</i> (Ixvi): <u>The Socio-Economic Value of Natural Riverbanks in the Netherlands</u>
NRM	65.2004	<i>E.C.M. RUIJGROK</i> (Ixvi): <u>Reducing Acidification: The Benefits of Increased Nature Quality. Investigating the Possibilities of the Contingent Valuation Method</u>
ETA	66.2004	<i>Giannis VARDAS and Anastasios XEPAPADEAS</i> : <u>Uncertainty Aversion, Robust Control and Asset Holdings</u>
GG	67.2004	<i>Anastasios XEPAPADEAS and Constadina PASSA</i> : <u>Participation in and Compliance with Public Voluntary Environmental Programs: An Evolutionary Approach</u>
GG	68.2004	<i>Michael FINUS</i> : <u>Modesty Pays: Sometimes!</u>
NRM	69.2004	<i>Trond BJØRNDAL and Ana BRASÃO</i> : <u>The Northern Atlantic Bluefin Tuna Fisheries: Management and Policy Implications</u>
CTN	70.2004	<i>Alejandro CAPARRÓS, Abdelhakim HAMMOUDI and Tarik TAZDAÏT</i> : <u>On Coalition Formation with Heterogeneous Agents</u>
IEM	71.2004	<i>Massimo GIOVANNINI, Margherita GRASSO, Alessandro LANZA and Matteo MANERA</i> : <u>Conditional Correlations in the Returns on Oil Companies Stock Prices and Their Determinants</u>
IEM	72.2004	<i>Alessandro LANZA, Matteo MANERA and Michael MCALEER</i> : <u>Modelling Dynamic Conditional Correlations in WTI Oil Forward and Futures Returns</u>
SIEV	73.2004	<i>Margarita GENIUS and Elisabetta STRAZZERA</i> : <u>The Copula Approach to Sample Selection Modelling: An Application to the Recreational Value of Forests</u>

CCMP	74.2004	<i>Rob DELLINK and Ekko van IERLAND</i> : <u>Pollution Abatement in the Netherlands: A Dynamic Applied General Equilibrium Assessment</u>
ETA	75.2004	<i>Rosella LEVAGGI and Michele MORETTO</i> : <u>Investment in Hospital Care Technology under Different Purchasing Rules: A Real Option Approach</u>
CTN	76.2004	<i>Salvador BARBERÀ and Matthew O. JACKSON</i> (lxx): <u>On the Weights of Nations: Assigning Voting Weights in a Heterogeneous Union</u>
CTN	77.2004	<i>Àlex ARENAS, Antonio CABRALES, Albert DÍAZ-GUILERA, Roger GUIMERA and Fernando VEGA-REDONDO</i> (lxx): <u>Optimal Information Transmission in Organizations: Search and Congestion</u>
CTN	78.2004	<i>Francis BLOCH and Armando GOMES</i> (lxx): <u>Contracting with Externalities and Outside Options</u>
CTN	79.2004	<i>Rabah AMIR, Effrosyni DIAMANTOUDI and Licun XUE</i> (lxx): <u>Merger Performance under Uncertain Efficiency Gains</u>
CTN	80.2004	<i>Francis BLOCH and Matthew O. JACKSON</i> (lxx): <u>The Formation of Networks with Transfers among Players</u>
CTN	81.2004	<i>Daniel DIERMEIER, Hülya ERASLAN and Antonio MERLO</i> (lxx): <u>Bicameralism and Government Formation</u>
CTN	82.2004	<i>Rod GARRATT, James E. PARCO, Cheng-ZHONG QIN and Amnon RAPOPORT</i> (lxx): <u>Potential Maximization and Coalition Government Formation</u>
CTN	83.2004	<i>Kfir ELIAZ, Debraj RAY and Ronny RAZIN</i> (lxx): <u>Group Decision-Making in the Shadow of Disagreement</u>
CTN	84.2004	<i>Sanjeev GOYAL, Marco van der LEIJ and José Luis MORAGA-GONZÁLEZ</i> (lxx): <u>Economics: An Emerging Small World?</u>
CTN	85.2004	<i>Edward CARTWRIGHT</i> (lxx): <u>Learning to Play Approximate Nash Equilibria in Games with Many Players</u>
IEM	86.2004	<i>Finn R. FØRSUND and Michael HOEL</i> : <u>Properties of a Non-Competitive Electricity Market Dominated by Hydroelectric Power</u>
KTHC	87.2004	<i>Elissaios PAPHAKIS and Reyer GERLAGH</i> : <u>Natural Resources, Investment and Long-Term Income</u>
CCMP	88.2004	<i>Marzio GALEOTTI and Claudia KEMFERT</i> : <u>Interactions between Climate and Trade Policies: A Survey</u>
IEM	89.2004	<i>A. MARKANDYA, S. PEDROSO and D. STREIMIKIENE</i> : <u>Energy Efficiency in Transition Economies: Is There Convergence Towards the EU Average?</u>
GG	90.2004	<i>Rolf GOLOMBEK and Michael HOEL</i> : <u>Climate Agreements and Technology Policy</u>
PRA	91.2004	<i>Sergei IZMALKOV</i> (lxx): <u>Multi-Unit Open Ascending Price Efficient Auction</u>
KTHC	92.2004	<i>Gianmarco I.P. OTTAVIANO and Giovanni PERI</i> : <u>Cities and Cultures</u>
KTHC	93.2004	<i>Massimo DEL GATTO</i> : <u>Agglomeration, Integration, and Territorial Authority Scale in a System of Trading Cities. Centralisation versus devolution</u>
CCMP	94.2004	<i>Pierre-André JOUVET, Philippe MICHEL and Gilles ROTILLON</i> : <u>Equilibrium with a Market of Permits</u>
CCMP	95.2004	<i>Bob van der ZWAAN and Reyer GERLAGH</i> : <u>Climate Uncertainty and the Necessity to Transform Global Energy Supply</u>
CCMP	96.2004	<i>Francesco BOSELLO, Marco LAZZARIN, Roberto ROSON and Richard S.J. TOL</i> : <u>Economy-Wide Estimates of the Implications of Climate Change: Sea Level Rise</u>
CTN	97.2004	<i>Gustavo BERGANTIÑOS and Juan J. VIDAL-PUGA</i> : <u>Defining Rules in Cost Spanning Tree Problems Through the Canonical Form</u>
CTN	98.2004	<i>Siddhartha BANDYOPADHYAY and Mandar OAK</i> : <u>Party Formation and Coalitional Bargaining in a Model of Proportional Representation</u>
GG	99.2004	<i>Hans-Peter WEIKARD, Michael FINUS and Juan-Carlos ALTAMIRANO-CABRERA</i> : <u>The Impact of Surplus Sharing on the Stability of International Climate Agreements</u>
SIEV	100.2004	<i>Chiara M. TRAVISI and Peter NIJKAMP</i> : <u>Willingness to Pay for Agricultural Environmental Safety: Evidence from a Survey of Milan, Italy, Residents</u>
SIEV	101.2004	<i>Chiara M. TRAVISI, Raymond J. G. M. FLORAX and Peter NIJKAMP</i> : <u>A Meta-Analysis of the Willingness to Pay for Reductions in Pesticide Risk Exposure</u>
NRM	102.2004	<i>Valentina BOSETTI and David TOMBERLIN</i> : <u>Real Options Analysis of Fishing Fleet Dynamics: A Test</u>
CCMP	103.2004	<i>Alessandra GORIA e Gretel GAMBARELLI</i> : <u>Economic Evaluation of Climate Change Impacts and Adaptability in Italy</u>
PRA	104.2004	<i>Massimo FLORIO and Mara GRASSENI</i> : <u>The Missing Shock: The Macroeconomic Impact of British Privatisation</u>
PRA	105.2004	<i>John BENNETT, Saul ESTRIN, James MAW and Giovanni URGA</i> : <u>Privatisation Methods and Economic Growth in Transition Economies</u>
PRA	106.2004	<i>Kira BÖRNER</i> : <u>The Political Economy of Privatization: Why Do Governments Want Reforms?</u>
PRA	107.2004	<i>Pehr-Johan NORBÄCK and Lars PERSSON</i> : <u>Privatization and Restructuring in Concentrated Markets</u>
SIEV	108.2004	<i>Angela GRANZOTTO, Fabio PRANOVI, Simone LIBRALATO, Patrizia TORRICELLI and Danilo MAINARDI</i> : <u>Comparison between Artisanal Fishery and Manila Clam Harvesting in the Venice Lagoon by Using Ecosystem Indicators: An Ecological Economics Perspective</u>
CTN	109.2004	<i>Somdeb LAHIRI</i> : <u>The Cooperative Theory of Two Sided Matching Problems: A Re-examination of Some Results</u>
NRM	110.2004	<i>Giuseppe DI VITA</i> : <u>Natural Resources Dynamics: Another Look</u>
SIEV	111.2004	<i>Anna ALBERINI, Alistair HUNT and Anil MARKANDYA</i> : <u>Willingness to Pay to Reduce Mortality Risks: Evidence from a Three-Country Contingent Valuation Study</u>
KTHC	112.2004	<i>Valeria PAPPONETTI and Dino PINELLI</i> : <u>Scientific Advice to Public Policy-Making</u>
SIEV	113.2004	<i>Paulo A.L.D. NUNES and Laura ONOFRI</i> : <u>The Economics of Warm Glow: A Note on Consumer's Behavior and Public Policy Implications</u>
IEM	114.2004	<i>Patrick CAYRADE</i> : <u>Investments in Gas Pipelines and Liquefied Natural Gas Infrastructure What is the Impact on the Security of Supply?</u>
IEM	115.2004	<i>Valeria COSTANTINI and Francesco GRACCEVA</i> : <u>Oil Security. Short- and Long-Term Policies</u>

ITEM	116.2004	<i>Valeria COSTANTINI and Francesco GRACCEVA: <u>Social Costs of Energy Disruptions</u></i>
ITEM	117.2004	<i>Christian EGENHOFER, Kyriakos GIALOGLOU, Giacomo LUCIANI, Maroeska BOOTS, Martin SCHEEPERS, Valeria COSTANTINI, Francesco GRACCEVA, Anil MARKANDYA and Giorgio VICINI: <u>Market-Based Options for Security of Energy Supply</u></i>
ITEM	118.2004	<i>David FISK: <u>Transport Energy Security. The Unseen Risk?</u></i>
ITEM	119.2004	<i>Giacomo LUCIANI: <u>Security of Supply for Natural Gas Markets. What is it and What is it not?</u></i>
ITEM	120.2004	<i>L.J. de VRIES and R.A. HAKVOORT: <u>The Question of Generation Adequacy in Liberalised Electricity Markets</u></i>
KTHC	121.2004	<i>Alberto PETRUCCI: <u>Asset Accumulation, Fertility Choice and Nondegenerate Dynamics in a Small Open Economy</u></i>
NRM	122.2004	<i>Carlo GIUPPONI, Jaroslaw MYSLAK and Anita FASSIO: <u>An Integrated Assessment Framework for Water Resources Management: A DSS Tool and a Pilot Study Application</u></i>
NRM	123.2004	<i>Margaretha BREIL, Anita FASSIO, Carlo GIUPPONI and Paolo ROSATO: <u>Evaluation of Urban Improvement on the Islands of the Venice Lagoon: A Spatially-Distributed Hedonic-Hierarchical Approach</u></i>
ETA	124.2004	<i>Paul MENSINK: <u>Instant Efficient Pollution Abatement Under Non-Linear Taxation and Asymmetric Information: The Differential Tax Revisited</u></i>
NRM	125.2004	<i>Mauro FABIANO, Gabriella CAMARSA, Rosanna DURSI, Roberta IVALDI, Valentina MARIN and Francesca PALMISANI: <u>Integrated Environmental Study for Beach Management: A Methodological Approach</u></i>
PRA	126.2004	<i>Irena GROSFELD and Iraj HASHI: <u>The Emergence of Large Shareholders in Mass Privatized Firms: Evidence from Poland and the Czech Republic</u></i>
CCMP	127.2004	<i>Maria BERRITTELLA, Andrea BIGANO, Roberto ROSON and Richard S.J. TOL: <u>A General Equilibrium Analysis of Climate Change Impacts on Tourism</u></i>
CCMP	128.2004	<i>Reyer GERLAGH: <u>A Climate-Change Policy Induced Shift from Innovations in Energy Production to Energy Savings</u></i>
NRM	129.2004	<i>Elissaios POPYRAKIS and Reyer GERLAGH: <u>Natural Resources, Innovation, and Growth</u></i>
PRA	130.2004	<i>Bernardo BORTOLOTTI and Mara FACCIO: <u>Reluctant Privatization</u></i>
SIEV	131.2004	<i>Riccardo SCARPA and Mara THIENE: <u>Destination Choice Models for Rock Climbing in the Northeast Alps: A Latent-Class Approach Based on Intensity of Participation</u></i>
SIEV	132.2004	<i>Riccardo SCARPA Kenneth G. WILLIS and Melinda ACUTT: <u>Comparing Individual-Specific Benefit Estimates for Public Goods: Finite Versus Continuous Mixing in Logit Models</u></i>
ITEM	133.2004	<i>Santiago J. RUBIO: <u>On Capturing Oil Rents with a National Excise Tax Revisited</u></i>
ETA	134.2004	<i>Ascensión ANDINA DÍAZ: <u>Political Competition when Media Create Candidates' Charisma</u></i>
SIEV	135.2004	<i>Anna ALBERINI: <u>Robustness of VSL Values from Contingent Valuation Surveys</u></i>
CCMP	136.2004	<i>Gernot KLEPPER and Sonja PETERSON: <u>Marginal Abatement Cost Curves in General Equilibrium: The Influence of World Energy Prices</u></i>
ETA	137.2004	<i>Herbert DAWID, Christophe DEISSENBERG and Pavel ŠEVČIK: <u>Cheap Talk, Gullibility, and Welfare in an Environmental Taxation Game</u></i>
CCMP	138.2004	<i>ZhongXiang ZHANG: <u>The World Bank's Prototype Carbon Fund and China</u></i>
CCMP	139.2004	<i>Reyer GERLAGH and Marjan W. HOFKES: <u>Time Profile of Climate Change Stabilization Policy</u></i>
NRM	140.2004	<i>Chiara D'ALPAOS and Michele MORETTO: <u>The Value of Flexibility in the Italian Water Service Sector: A Real Option Analysis</u></i>
PRA	141.2004	<i>Patrick BAJARI, Stephanie HOUGHTON and Steven TADELIS (lxxi): <u>Bidding for Incomplete Contracts</u></i>
PRA	142.2004	<i>Susan ATHEY, Jonathan LEVIN and Enrique SEIRA (lxxi): <u>Comparing Open and Sealed Bid Auctions: Theory and Evidence from Timber Auctions</u></i>
PRA	143.2004	<i>David GOLDREICH (lxxi): <u>Behavioral Biases of Dealers in U.S. Treasury Auctions</u></i>
PRA	144.2004	<i>Roberto BURGNET (lxxi): <u>Optimal Procurement Auction for a Buyer with Downward Sloping Demand: More Simple Economics</u></i>
PRA	145.2004	<i>Ali HORTACSU and Samita SAREEN (lxxi): <u>Order Flow and the Formation of Dealer Bids: An Analysis of Information and Strategic Behavior in the Government of Canada Securities Auctions</u></i>
PRA	146.2004	<i>Victor GINSBURGH, Patrick LEGROS and Nicolas SAHUGUET (lxxi): <u>How to Win Twice at an Auction. On the Incidence of Commissions in Auction Markets</u></i>
PRA	147.2004	<i>Claudio MEZZETTI, Aleksandar PEKEČ and Ilia TSETLIN (lxxi): <u>Sequential vs. Single-Round Uniform-Price Auctions</u></i>
PRA	148.2004	<i>John ASKER and Estelle CANTILLON (lxxi): <u>Equilibrium of Scoring Auctions</u></i>
PRA	149.2004	<i>Philip A. HAILE, Han HONG and Matthew SHUM (lxxi): <u>Nonparametric Tests for Common Values in First-Price Sealed-Bid Auctions</u></i>
PRA	150.2004	<i>François DEGEORGE, François DERRIEN and Kent L. WOMACK (lxxi): <u>Quid Pro Quo in IPOs: Why Bookbuilding is Dominating Auctions</u></i>
CCMP	151.2004	<i>Barbara BUCHNER and Silvia DALL'OLIO: <u>Russia: The Long Road to Ratification. Internal Institution and Pressure Groups in the Kyoto Protocol's Adoption Process</u></i>
CCMP	152.2004	<i>Carlo CARRARO and Marzio GALEOTTI: <u>Does Endogenous Technical Change Make a Difference in Climate Policy Analysis? A Robustness Exercise with the FEEM-RICE Model</u></i>
PRA	153.2004	<i>Alejandro M. MANELLI and Daniel R. VINCENT (lxxi): <u>Multidimensional Mechanism Design: Revenue Maximization and the Multiple-Good Monopoly</u></i>
ETA	154.2004	<i>Nicola ACOCELLA, Giovanni Di BARTOLOMEO and Wilfried PAUWELS: <u>Is there any Scope for Corporatism in Stabilization Policies?</u></i>
CTN	155.2004	<i>Johan EYCKMANS and Michael FINUS: <u>An Almost Ideal Sharing Scheme for Coalition Games with Externalities</u></i>
CCMP	156.2004	<i>Cesare DOSI and Michele MORETTO: <u>Environmental Innovation, War of Attrition and Investment Grants</u></i>

CCMP	157.2004	<i>Valentina BOSETTI, Marzio GALEOTTI and Alessandro LANZA: <u>How Consistent are Alternative Short-Term Climate Policies with Long-Term Goals?</u></i>
ETA	158.2004	<i>Y. Hossein FARZIN and Ken-Ichi AKAO: <u>Non-pecuniary Value of Employment and Individual Labor Supply</u></i>
ETA	159.2004	<i>William BROCK and Anastasios XEPAPADEAS: <u>Spatial Analysis: Development of Descriptive and Normative Methods with Applications to Economic-Ecological Modelling</u></i>
KTHC	160.2004	<i>Alberto PETRUCCI: <u>On the Incidence of a Tax on PureRent with Infinite Horizons</u></i>
IEM	161.2004	<i>Xavier LABANDEIRA, José M. LABEAGA and Miguel RODRÍGUEZ: <u>Microsimulating the Effects of Household Energy Price Changes in Spain</u></i>

NOTE DI LAVORO PUBLISHED IN 2005

CCMP	1.2005	<i>Stéphane HALLEGATTE: <u>Accounting for Extreme Events in the Economic Assessment of Climate Change</u></i>
CCMP	2.2005	<i>Qiang WU and Paulo Augusto NUNES: <u>Application of Technological Control Measures on Vehicle Pollution: A Cost-Benefit Analysis in China</u></i>
CCMP	3.2005	<i>Andrea BIGANO, Jacqueline M. HAMILTON, Maren LAU, Richard S.J. TOL and Yuan ZHOU: <u>A Global Database of Domestic and International Tourist Numbers at National and Subnational Level</u></i>
CCMP	4.2005	<i>Andrea BIGANO, Jacqueline M. HAMILTON and Richard S.J. TOL: <u>The Impact of Climate on Holiday Destination Choice</u></i>
ETA	5.2005	<i>Hubert KEMPF: <u>Is Inequality Harmful for the Environment in a Growing Economy?</u></i>
CCMP	6.2005	<i>Valentina BOSETTI, Carlo CARRARO and Marzio GALEOTTI: <u>The Dynamics of Carbon and Energy Intensity in a Model of Endogenous Technical Change</u></i>
IEM	7.2005	<i>David CALEF and Robert GOBLE: <u>The Allure of Technology: How France and California Promoted Electric Vehicles to Reduce Urban Air Pollution</u></i>
ETA	8.2005	<i>Lorenzo PELLEGRINI and Reyer GERLAGH: <u>An Empirical Contribution to the Debate on Corruption Democracy and Environmental Policy</u></i>
CCMP	9.2005	<i>Angelo ANTOCI: <u>Environmental Resources Depletion and Interplay Between Negative and Positive Externalities in a Growth Model</u></i>
CTN	10.2005	<i>Frédéric DEROLAN: <u>Cost-Reducing Alliances and Local Spillovers</u></i>
NRM	11.2005	<i>Francesco SINDICO: <u>The GMO Dispute before the WTO: Legal Implications for the Trade and Environment Debate</u></i>
KTHC	12.2005	<i>Carla MASSIDDA: <u>Estimating the New Keynesian Phillips Curve for Italian Manufacturing Sectors</u></i>
KTHC	13.2005	<i>Michele MORETTO and Gianpaolo ROSSINI: <u>Start-up Entry Strategies: Employer vs. Nonemployer firms</u></i>
PRCG	14.2005	<i>Clara GRAZIANO and Annalisa LUPORINI: <u>Ownership Concentration, Monitoring and Optimal Board Structure</u></i>
CSRM	15.2005	<i>Parashar KULKARNI: <u>Use of Ecolabels in Promoting Exports from Developing Countries to Developed Countries: Lessons from the Indian LeatherFootwear Industry</u></i>
KTHC	16.2005	<i>Adriana DI LIBERTO, Roberto MURA and Francesco PIGLIARU: <u>How to Measure the Unobservable: A Panel Technique for the Analysis of TFP Convergence</u></i>
KTHC	17.2005	<i>Alireza NAGHAVI: <u>Asymmetric Labor Markets, Southern Wages, and the Location of Firms</u></i>
KTHC	18.2005	<i>Alireza NAGHAVI: <u>Strategic Intellectual Property Rights Policy and North-South Technology Transfer</u></i>
KTHC	19.2005	<i>Mombert HOPPE: <u>Technology Transfer Through Trade</u></i>
PRCG	20.2005	<i>Roberto ROSON: <u>Platform Competition with Endogenous Multihoming</u></i>
CCMP	21.2005	<i>Barbara BUCHNER and Carlo CARRARO: <u>Regional and Sub-Global Climate Blocs. A Game Theoretic Perspective on Bottom-up Climate Regimes</u></i>
IEM	22.2005	<i>Fausto CAVALLARO: <u>An Integrated Multi-Criteria System to Assess Sustainable Energy Options: An Application of the Promethee Method</u></i>
CTN	23.2005	<i>Michael FINUS, Pierre v. MOUCHE and Bianca RUNDSHAGEN: <u>Uniqueness of Coalitional Equilibria</u></i>
IEM	24.2005	<i>Wietze LISE: <u>Decomposition of CO2 Emissions over 1980–2003 in Turkey</u></i>
CTN	25.2005	<i>Somdeb LAHIRI: <u>The Core of Directed Network Problems with Quotas</u></i>
SIEV	26.2005	<i>Susanne MENZEL and Riccardo SCARPA: <u>Protection Motivation Theory and Contingent Valuation: Perceived Realism, Threat and WTP Estimates for Biodiversity Protection</u></i>
NRM	27.2005	<i>Massimiliano MAZZANTI and Anna MONTINI: <u>The Determinants of Residential Water Demand Empirical Evidence for a Panel of Italian Municipalities</u></i>
CCMP	28.2005	<i>Laurent GILOTTE and Michel de LARA: <u>Precautionary Effect and Variations of the Value of Information</u></i>
NRM	29.2005	<i>Paul SARFO-MENSAH: <u>Exportation of Timber in Ghana: The Menace of Illegal Logging Operations</u></i>
CCMP	30.2005	<i>Andrea BIGANO, Alessandra GORIA, Jacqueline HAMILTON and Richard S.J. TOL: <u>The Effect of Climate Change and Extreme Weather Events on Tourism</u></i>
NRM	31.2005	<i>Maria Angeles GARCIA-VALIÑAS: <u>Decentralization and Environment: An Application to Water Policies</u></i>
NRM	32.2005	<i>Chiara D'ALPAOS, Cesare DOSI and Michele MORETTO: <u>Concession Length and Investment Timing Flexibility</u></i>
CCMP	33.2005	<i>Joseph HUBER: <u>Key Environmental Innovations</u></i>
CTN	34.2005	<i>Antoni CALVÓ-ARMENGOL and Rahmi İLKILIÇ (Ixxii): <u>Pairwise-Stability and Nash Equilibria in Network Formation</u></i>
CTN	35.2005	<i>Francesco FERI (Ixxii): <u>Network Formation with Endogenous Decay</u></i>
CTN	36.2005	<i>Frank H. PAGE, Jr. and Myrna H. WOODERS (Ixxii): <u>Strategic Basins of Attraction, the Farsighted Core, and Network Formation Games</u></i>

CTN	37.2005	<i>Alessandra CASELLA and Nobuyuki HANAOKI</i> (lxxii): <u>Information Channels in Labor Markets. On the Resilience of Referral Hiring</u>
CTN	38.2005	<i>Matthew O. JACKSON and Alison WATTS</i> (lxxii): <u>Social Games: Matching and the Play of Finitely Repeated Games</u>
CTN	39.2005	<i>Anna BOGOMOLNAIA, Michel LE BRETON, Alexei SAVVATEEV and Shlomo WEBER</i> (lxxii): <u>The Egalitarian Sharing Rule in Provision of Public Projects</u>
CTN	40.2005	<i>Francesco FERI</i> : <u>Stochastic Stability in Network with Decay</u>
CTN	41.2005	<i>Aart de ZEEUW</i> (lxxii): <u>Dynamic Effects on the Stability of International Environmental Agreements</u>
NRM	42.2005	<i>C. Martijn van der HEIDE, Jeroen C.J.M. van den BERGH, Ekko C. van IERLAND and Paulo A.L.D. NUNES</i> : <u>Measuring the Economic Value of Two Habitat Defragmentation Policy Scenarios for the Veluwe, The Netherlands</u>
PRCG	43.2005	<i>Carla VIEIRA and Ana Paula SERRA</i> : <u>Abnormal Returns in Privatization Public Offerings: The Case of Portuguese Firms</u>
SIEV	44.2005	<i>Anna ALBERINI, Valentina ZANATTA and Paolo ROSATO</i> : <u>Combining Actual and Contingent Behavior to Estimate the Value of Sports Fishing in the Lagoon of Venice</u>
CTN	45.2005	<i>Michael FINUS and Bianca RUNDSHAGEN</i> : <u>Participation in International Environmental Agreements: The Role of Timing and Regulation</u>
CCMP	46.2005	<i>Lorenzo PELLEGRINI and Reyer GERLAGH</i> : <u>Are EU Environmental Policies Too Demanding for New Members States?</u>
IEM	47.2005	<i>Matteo MANERA</i> : <u>Modeling Factor Demands with SEM and VAR: An Empirical Comparison</u>

(lxv) This paper was presented at the EuroConference on “Auctions and Market Design: Theory, Evidence and Applications” organised by Fondazione Eni Enrico Mattei and sponsored by the EU, Milan, September 25-27, 2003

(lxvi) This paper has been presented at the 4th BioEcon Workshop on “Economic Analysis of Policies for Biodiversity Conservation” organised on behalf of the BIOECON Network by Fondazione Eni Enrico Mattei, Venice International University (VIU) and University College London (UCL) , Venice, August 28-29, 2003

(lxvii) This paper has been presented at the international conference on “Tourism and Sustainable Economic Development – Macro and Micro Economic Issues” jointly organised by CRENoS (Università di Cagliari e Sassari, Italy) and Fondazione Eni Enrico Mattei, and supported by the World Bank, Sardinia, September 19-20, 2003

(lxviii) This paper was presented at the ENGIME Workshop on “Governance and Policies in Multicultural Cities”, Rome, June 5-6, 2003

(lxix) This paper was presented at the Fourth EEP Plenary Workshop and EEP Conference “The Future of Climate Policy”, Cagliari, Italy, 27-28 March 2003

(lxx) This paper was presented at the 9th Coalition Theory Workshop on "Collective Decisions and Institutional Design" organised by the Universitat Autònoma de Barcelona and held in Barcelona, Spain, January 30-31, 2004

(lxxi) This paper was presented at the EuroConference on “Auctions and Market Design: Theory, Evidence and Applications”, organised by Fondazione Eni Enrico Mattei and Consip and sponsored by the EU, Rome, September 23-25, 2004

(lxxii) This paper was presented at the 10th Coalition Theory Network Workshop held in Paris, France on 28-29 January 2005 and organised by EUREQua.

2004 SERIES

CCMP	<i>Climate Change Modelling and Policy</i> (Editor: Marzio Galeotti)
GG	<i>Global Governance</i> (Editor: Carlo Carraro)
SIEV	<i>Sustainability Indicators and Environmental Valuation</i> (Editor: Anna Alberini)
NRM	<i>Natural Resources Management</i> (Editor: Carlo Giupponi)
KTHC	<i>Knowledge, Technology, Human Capital</i> (Editor: Gianmarco Ottaviano)
IEM	<i>International Energy Markets</i> (Editor: Anil Markandya)
CSRM	<i>Corporate Social Responsibility and Sustainable Management</i> (Editor: Sabina Ratti)
PRA	<i>Privatisation, Regulation, Antitrust</i> (Editor: Bernardo Bortolotti)
ETA	<i>Economic Theory and Applications</i> (Editor: Carlo Carraro)
CTN	<i>Coalition Theory Network</i>

2005 SERIES

CCMP	<i>Climate Change Modelling and Policy</i> (Editor: Marzio Galeotti)
SIEV	<i>Sustainability Indicators and Environmental Valuation</i> (Editor: Anna Alberini)
NRM	<i>Natural Resources Management</i> (Editor: Carlo Giupponi)
KTHC	<i>Knowledge, Technology, Human Capital</i> (Editor: Gianmarco Ottaviano)
IEM	<i>International Energy Markets</i> (Editor: Anil Markandya)
CSRM	<i>Corporate Social Responsibility and Sustainable Management</i> (Editor: Sabina Ratti)
PRCG	<i>Privatisation Regulation Corporate Governance</i> (Editor: Bernardo Bortolotti)
ETA	<i>Economic Theory and Applications</i> (Editor: Carlo Carraro)
CTN	<i>Coalition Theory Network</i>