

Manera, Matteo; Cologni, Alessandro

Working Paper

Oil Prices, Inflation and Interest Rates in a Structural Cointegrated VAR Model for the G-7 Countries

Nota di Lavoro, No. 101.2005

Provided in Cooperation with:

Fondazione Eni Enrico Mattei (FEEM)

Suggested Citation: Manera, Matteo; Cologni, Alessandro (2005) : Oil Prices, Inflation and Interest Rates in a Structural Cointegrated VAR Model for the G-7 Countries, Nota di Lavoro, No. 101.2005, Fondazione Eni Enrico Mattei (FEEM), Milano

This Version is available at:

<https://hdl.handle.net/10419/74013>

Standard-Nutzungsbedingungen:

Die Dokumente auf EconStor dürfen zu eigenen wissenschaftlichen Zwecken und zum Privatgebrauch gespeichert und kopiert werden.

Sie dürfen die Dokumente nicht für öffentliche oder kommerzielle Zwecke vervielfältigen, öffentlich ausstellen, öffentlich zugänglich machen, vertreiben oder anderweitig nutzen.

Sofern die Verfasser die Dokumente unter Open-Content-Lizenzen (insbesondere CC-Lizenzen) zur Verfügung gestellt haben sollten, gelten abweichend von diesen Nutzungsbedingungen die in der dort genannten Lizenz gewährten Nutzungsrechte.

Terms of use:

Documents in EconStor may be saved and copied for your personal and scholarly purposes.

You are not to copy documents for public or commercial purposes, to exhibit the documents publicly, to make them publicly available on the internet, or to distribute or otherwise use the documents in public.

If the documents have been made available under an Open Content Licence (especially Creative Commons Licences), you may exercise further usage rights as specified in the indicated licence.

Oil Prices, Inflation and Interest Rates in a Structural Cointegrated VAR Model for the G-7 Countries

Alessandro Cologni and Matteo Manera

NOTA DI LAVORO 101.2005

SEPTEMBER 2005

IEM – International Energy Markets

Alessandro Cologni, *Fondazione Eni Enrico Mattei*
Matteo Manera, *Department of Statistics, University of Milan-Bicocca*
and *Fondazione Eni Enrico Mattei*

This paper can be downloaded without charge at:

The Fondazione Eni Enrico Mattei Note di Lavoro Series Index:
<http://www.feem.it/Feem/Pub/Publications/WPapers/default.htm>

Social Science Research Network Electronic Paper Collection:
<http://ssrn.com/abstract=843505>

The opinions expressed in this paper do not necessarily reflect the position of
Fondazione Eni Enrico Mattei
Corso Magenta, 63, 20123 Milano (I), web site: www.feem.it, e-mail: working.papers@feem.it

Oil Prices, Inflation and Interest Rates in a Structural Cointegrated VAR Model for the G-7 Countries

Summary

Sharp increases in the price of oil are generally seen as a major contributor to business cycle asymmetries. Moreover, the very recent highs registered in the world oil market are causing concern about possible slowdowns in the economic performance of the most developed countries. While several authors have considered the direct channels of transmission of energy price increases, other authors have argued that the economic downturns arose from the monetary policy response to the inflation presumably caused by oil price increases. In this paper a structural cointegrated VAR model has been considered for the G-7 countries in order to study the direct effects of oil price shocks on output and prices and the reaction of monetary variables to external shocks. Empirical analysis shows that, for most of the countries considered, there seems to be an impact of unexpected oil price shocks on interest rates, suggesting a contractionary monetary policy response directed to fight inflation. In turn, increases in interest rates are transmitted to real economy by reducing output growth and the inflation rate.

Keywords: Oil price shocks, Monetary policy response, Structural VAR models

JEL Classification: E31, E32, E52, Q41

The authors would like to thank Marzio Galeotti, Alessandro Lanza and Michael McAleer for insightful discussion and seminar participants at the Fondazione Eni Enrico Mattei and at the University of Milan-Bicocca for helpful comments.

Address for correspondence:

Matteo Manera
Department of Statistics
University of Milan Bicocca
Via Bicocca degli Arcimboldi, 8
Building U7 - 20126 Milan
Italy
Phone: +39 0264487319
Fax: +39 026473312
E-mail: matteo.manera@unimib.it

1 Introduction

Sharp increases in the price of oil are generally seen as a major contributor to business cycle asymmetries. Moreover, the very recent highs registered in the world oil market are causing concern about possible slowdowns in the economic performance of the most developed countries.

Thus, not surprisingly, a considerable body of economic research has studied the channels through which oil price shocks influence economic variables. From the theoretical point of view several economists have offered a number of explanations to account for the inverse relationship between oil price changes and aggregate economic activity.

The most intuitive explanation is the classic supply shock in which rising oil prices are indicative of the increased scarcity of energy. Because an important input to production is less available, output and labor productivity are reduced (in milder cases, their rate of growth is reduced). Moreover, if consumers expect a temporary rise in energy prices (or short-run effects more important than long-run effects) they could decide to save less or borrow more causing a fall in real balances and a further increase in the price level.

Another channel through which oil price shocks could influence economic activity is derived from the income transfer from oil importing countries to oil exporting nations. In fact rising oil prices can be thought as a tax levied from oil-exporting countries to oil-consumers. Although this reduction in the domestic demand should be offset, at least in part, by export demand from the foreign recipients of the income transfer, in net terms, there will be a negative impact on the consumer demand for goods produced in the oil importing nations¹.

A third explanation that economists offered for the aggregate economic effects of an oil price shock is the *real balance effect*. Under this theory, after an increase in oil prices, as people desire to rebalance their portfolios toward liquidity, there will be an increase in money demand. Hence, if monetary authorities fail to meet growing money demand with an increased money supply, so that the price level rise without a corresponding increase in the money supply, we have the case of a decrease of the real balances which, in turn, will boost interest rates.

Since the basic supply shock effects, the *real balance effect* and the income transfer can account for only a portion of the intense effect that oil price shocks have on aggregate economic activity, additional explanations have been presented.

¹ According to this mechanism of transmission, the reduction in aggregate demand may put downward pressure on the price level. Economic theory suggests that real prices will continue falling until aggregate demand and GDP are restored to pre-shock level. However, if nominal prices are sticky downward, the process of adjustment will not take place and aggregate demand and GDP will not be restored.

Rising oil prices are usually amplified by the *adjustment costs* that could arise from the production technology embedded in the capital stock and short-term rigidities. After an increase in energy prices, industries would move from energy intensive sectors to energy efficient ones; since these realignments cannot be achieved quickly, there will be an increase in unemployment and an underutilization of resources (see, for example, Pindyck and Rotemberg, 1983). Other authors (for instance, Bernanke, 1983 and Van Soest *et al.*, 2000) have underlined the importance of *uncertainty*: in period characterized by oil price volatility because firms are not sure about the future movements of oil prices they will have an incentive to postpone investment decisions.

Several economists (Tatom - 1988 and 1993, Bernanke, Gentler and Watson - BGW - 1997) pointed out the monetary authority behavior as a possible explanation for the economic effects of oil price shocks. Since, as we have seen, an oil price shock has the effect to influence the real economy and inflation in different ways, central banks usually experience difficulties in stabilising inflation and production at the same time.

In particular if the central banks' aim is that of stabilizing output growth, they would react with a reduction in interest rates that could temporarily offset the losses in real GDP and increase inflationary pressures. On the other hand, monetary authorities that conduct a flexible inflation-targeting approach after an exogenous supply side shock could increase interest rate with negative effects on output².

Another specific difficulty that monetary policy faces when oil prices rise is in assessing to what extent the increase in oil prices also has effects on potential production. This may be the case if the increase in oil prices means, for instance, that parts of the real capital in the economy become obsolete and take time to replace. In this case, inflationary pressure will be higher than it would have otherwise been. Therefore relatively tighter monetary policy is needed to bring inflation back in line with the target. Where increases in oil prices affect the potential production of the economy, these effects will only be visible after a time lag.

This paper has the specific aims to measure the direct impact of oil prices on macroeconomic indicators and to verify if the central banks of the countries of the G-7 have reacted to exogenous oil price shocks.

This analysis has been done in the framework of a cointegrated structural vector autoregression. Models of this type have been extensively used in empirical analysis during the last two decades and, in particular, in order to analyze the effects of monetary shocks (Eichenbaum and Evans,

² As noted by BGW, this negative effects will be greater if wages are nominally sticky downward: the initial reduction in GDP growth could be accompanied by a reduction in labor productivity and, hence, an increase in unemployment.

1995), the causes of unemployment (Dolado and Jimeno, 1997) and to explain exchange rates anomalies (Kim and Roubini, 2000). We have decided to adopt this methodology because it allows us to consider not only long-run (i.e. cointegrated) restrictions but also short-run (i.e. covariance) restrictions in form of economic relationships. Moreover, structural VECM has some important advantages in systems with stochastic trends and cointegration. In fact, other things being equal, estimates of impulse responses from structural VECM are more precise; for example, levels VAR can lead to exploding impulse response estimates even when the true impulse response is not exploding.

The paper is organized as follows. Section 2 reviews recent work on the response of monetary policy to oil price shocks. Section 3 describes the econometric framework and the macroeconomic model. Section 4 presents the estimated structural cointegrated VAR, the impulse response functions and three simulation exercises directed to estimate the effects of the 1990 oil price shock. Section 5 concludes.

2 Oil Prices and Monetary Policy. What the Empirical Literature Says

The empirical literature directed to verify the empirical relationship between business cycle and oil price fluctuations evolved after 1973, the year of the first oil price shock. The first two authors who estimated the impact of oil price increases on real income in the U.S. and other developed economies were Darby (1982) and Hamilton (1983). While Darby was not satisfied with the ability of the variables considered³ to explain the recession which hit the U.S., Hamilton found statistically significant relationships between oil price changes and real GNP growth for the U.S. economy for both the period 1948-1972 and 1973-1980. The negative correlation between oil price movements and economic growth reflected a causal link from oil prices to aggregate economic activity.

Other studies confirmed Hamilton's results. While Gisser and Goodwin (1986) introduced the growth rate of nominal price of crude oil in St. Louis-type equations⁴ of four indicators of macroeconomic performance (namely, real GDP, general price level, rate of unemployment and real investment), Burbidge and Harrison (1984) conducted vector autoregressions (VAR) and

³ The oil price shocks, a monetary policy variable directed to measure the effects of the policy directed to fight inflation and a measure of the price controls introduced over the period 1971-1975 ⁴ The St. Louis-type equations describe the impact of monetary and fiscal actions on nominal economic activity.

computed impulse responses to oil price changes with seven-variable VAR models. They found evidence of a causal relationship from oil price shocks to economic variables although the results for some countries were somewhat ambiguous.

The failure of the 1986 oil price collapse to produce an economic boom lead several authors to argue the existence of an asymmetric relationship between oil prices changes and economic activity: while oil price increases have clear negative effect, oil price declines have no clear positive effect and may indeed slow output growth. In particular, Mork (1989) after observing that Hamilton's study pertained to a period in which all the large oil price movements were upward, verified that, if the analysis is extended in order to include the oil price collapse of 1986, the oil price-macroeconomy relationship broke down. Hence he decided to test the symmetry hypothesis on U.S. data by allowing real increases and decreases in the price of oil to have different coefficients in a regression equation with real GNP growth as the dependent variable. The coefficients on oil price increases now turned out negative and highly significant; the coefficients on price declines tends to be positive, but small, and no statistically significant; moreover, coefficients on oil price increases and oil price decreases were significantly different from each other demonstrating that the effects of oil price increases and decreases were asymmetric.

In an extension of this analysis to other countries, Mork, Olsen and Mysen (1994) found that all countries except Norway experienced a negative relationships between oil price increases and GDP growth. However, for most of these countries, the coefficients of oil-price decreases tend to be of the opposite sign to the corresponding coefficients for price increases, indicating that oil-price decreases may have adverse effects on the business cycle. For many countries, these coefficients are not significantly different from zero.

Other authors asserted that the relationship between oil price shocks and U.S. macroeconomic fluctuations broke down because of a new regime of highly volatile oil price movements. For example, Lee, Ni and Ratti (LNR, 1995) argued that *'an oil price shock is likely to have greater impact in an environment where oil prices have been stable than in an environment where oil price movements have been frequent and erratic'*, because price changes in a volatile environment are likely to be soon reversed⁵.

A different specification for oil price changes has been proposed by Hamilton (1996). In direct response to Hooker (1996) who found strong evidence that oil prices no longer Granger cause

⁵ In particular, by replacing the simple oil price-change variable with a variable representing the oil price changes normalized by their conditional variation of oil price changes constructed considering a *generalized autoregressive conditional heteroskedasticity model* (GARCH) they found a strong negative relationship between unanticipated oil-price changes and GNP growth.

many U.S. macroeconomic variables in data after 1973, Hamilton introduced the concept of *net oil price increase* (NOPI), series constructed only considering the positive difference between the oil price level and the maximum price of the previous four quarters. The introduction of this variable in a VAR model for the U.S. economy was able to restore a significant relationship between oil prices and real GNP.

With regard to the response of monetary authority to oil price changes, Bohi (1989) asserted that, if a classic supply shock explains the principal effects of an oil price shock, energy-intensive industries should be the most affected after an increase in energy prices. However, since he found no relationship between these industries and their level of energy-intensity and no statistically significant effects of oil price shocks on the business cycle of four countries, he concluded that the restrictive monetary policy carried out by the central banks of these countries accounts for much of the decline in aggregate economic activity in the years that followed oil price increases.

Similarly, results by Bernanke, Gertler and Watson (1997) clearly support this view demonstrating that if, following an oil price shock, the Federal Reserve had not increased interest rates, the economic downturns that hit the U.S. might be largely avoided. In particular they show that the U.S. economy responds differently to an oil price shock when the federal funds rate is constrained to be constant than in the case in which monetary policy is unconstrained. In the unconstrained case, a positive oil price shock leads to an increase in the federal funds rate and a decline in real GDP. With the federal funds rate held constant, BGW find that a positive oil price shock results in an increase of real GDP and of the inflation rate. According to the three authors these results show the importance of the part of the real effects of oil price shocks due to the monetary policy response.

Hamilton and Herrera (2001) challenged the conclusions of BGW on two grounds. First, they found that both the nature and magnitude of the actions suggested for the U.S. central bank are sufficiently inconsistent with the historical correlations as to call into question the feasibility of such a policy. Second, they demonstrated that if a longer lag length is considered even when the federal funds rate is kept constant an oil price shock still yields a sizable reduction in output, which implies that monetary policy has little effect in easing the real consequences of an oil price shock.

The analysis of Hamilton and Herrera is consistent with those of other authors who show that counter-inflationary monetary policy was only partly responsible for the real effects of oil price shocks that hit the U.S. during the last thirty years.

Brown and Yucel (1999), for example, constructed a vector autoregressive (VAR) model of the

U.S. economy similar to the BGW model and found that after an oil price shock the economy responds with a reduction in real GDP, an increase in interest rates and in the price level. Since the decline in real GDP and the rise in deflator are similar in magnitude, so that nominal GDP remains relatively constant - the finding that conforms to Robert Gordon's definition of monetary neutrality - the Federal Reserve seems to have been neutral to oil price increases. Since they observed that if the federal funds rate is held constant after an oil price increase real GDP, the price level and nominal GDP increase (effects consistent with *accommodative monetary policy*), they argued that U.S. monetary policy has probably had no role in worsening the effects of past oil price shocks.

Other authors who have stressed as causes of the economic downturns that hit the developed countries in the '70s and '80s possible indirect effects arising from the Federal Reserve's response to the inflation presumably caused by an oil price increases have been Barsky and Kilian (2001). Their analysis suggests that the Great Stagflation observed in the 1970s is unlikely to have been caused by oil price shocks; however, it was at first a monetary phenomenon: in substantial part it could have been avoided, if the Federal Reserve had not permitted major monetary expansions in the early 1970s.

Finally, several economists have argued that monetary policy could be responsible for the asymmetric response of aggregate economic activity following an oil price shocks. While Tatom (1988) provided some early evidence that monetary policy responded asymmetrically to oil price shocks by showing that the economy responded symmetrically to oil price shocks if the stance of monetary policy is taken into account, Ferderer (1996) showed that monetary policy cannot account for the asymmetry in the response of real activity to oil price shocks in his model.

More recently, Balke, Brown and Yucel (2002) found that, even if negative and positive oil price shocks have asymmetric effects on output and interest rates, the Federal Reserve's response to oil price shocks does not cause asymmetry in real economy activity. In fact while interest rates does appear to respond asymmetrically to oil prices movements, the asymmetric response of real GDP does not go away - and in fact is enhanced - when movements in either the Fed Funds rate or the Fed Funds rate and expectations of the Fed Funds are eliminated.

3 A Structural Cointegrated VAR Analysis

3.1 The econometric framework

Vector Autoregressive (VAR) models have become increasingly popular after Sims's (1980) critique of the simultaneous equation approach. However, the standard VAR is a reduced form model and economic interpretation of the results is often impossible, unless the reduced form VAR is linked to an economic model. If economic theory is used to provide the link between forecast errors and fundamental shocks, we call the resulting model a SVAR.

We assume that the economy is described by a structural form equation:

$$B_0 y_t = k + B_1 y_{t-1} + B_2 y_{t-2} + \dots + B_p y_{t-p} + u_t \quad (1)$$

$$B_L y_t = u_t \quad (2)$$

where:

$$B_L = B_0 - B_1 L - B_2 L^2 - \dots - B_p L^p \quad (3)$$

is a matrix polynomial in the lag operator L , y_t is an $K \times 1$ data vector, and u_t is an $K \times 1$ structural disturbances vector⁶. A sufficient number of lags of p are included so that u_t is vector white noise, i.e., u_t is serially uncorrelated and $\text{var}(u_t) = \Omega$, diagonal matrix where diagonal elements are the variances of structural disturbances.

If each side of (1) is pre-multiplied by B_0^{-1} , the result is a reduced form equation:

$$y_t = A_1 y_{t-1} + A_2 y_{t-2} + \dots + A_p y_{t-p} + \epsilon_t \quad (4)$$

$$y_t = A_L y_t + \epsilon_t \quad (5)$$

where:

$$A_L = A_1 L + A_2 L^2 - \dots + A_p L^p \quad (6)$$

is a matrix polynomial in lag operator L .

In order to recover the parameters in the structural form equations, Blanchard and Watson (1986) and Bernanke (1986) suggest a generalized method (Structural VAR) which allow non-recursive structures and impose restrictions only on contemporaneous structural parameters.

⁶ It is important to note that B_0 represents the contemporaneous coefficient matrix in the structural form.

Then, if

$$B(L) = B_0 + B^0(L) \quad (7)$$

the parameters in the structural form equation and those in the reduced form equation are related by:

$$A(L) = -B_0^{-1} + B^0(L) \quad (8)$$

In addition, the structural disturbances and the reduced form residuals are related by:

$$u_t = B_0 \epsilon_t \quad (9)$$

Since $\Sigma = E(\epsilon_t, \epsilon_t)$, it implies that we can find a lower triangular matrix A such that:

$$\Sigma = A\Omega A \quad (10)$$

$$\Sigma = B_0^{-1}\Omega B_0^{-1} \quad (11)$$

To summarize, it is possible to recover the structural shocks and variances through the imposition of a sufficient number of restrictions on the B_0 matrix defined by equations that can capture the instantaneous correlations among the endogenous variables.

It is also possible to apply the SVAR technique to vector error correction models (VECM) with cointegrated variables. In particular, the question of indentifying of a SVAR which has $r < k$ cointegrating vectors is discussed in, inter-alia, Johansen and Juselius (1994) and Robertson and Wickens (1994). The SVECM analysis starts from the reduced form standard VAR(p) model:

$$y_t = A_1 y_{t-1} + \dots + A_p y_{t-p} + u_t \quad (12)$$

where y_t is a $k \times 1$ vector of time series and A_1, \dots, A_p are $k \times k$ coefficient matrices. The reduced form disturbance u_t is a $K \times 1$ unobservable zero mean white noise process with covariance matrix Σ_u . The equation (12) has a vector error correction representation denoted as VECM(p):

$$\Delta y_t = \Pi y_{t-1} + \Gamma_1 \Delta y_{t-1} + \dots + \Gamma_{p-1} \Delta y_{t-p+1} + u_t \quad (13)$$

which is obtained by subtracting y_{t-1} from both sides of (12) and rearranging terms. In cointegrated models Π has reduced rank $r = \text{rank}(\Pi) < K$ and can be decomposed as $\Pi = \alpha\beta'$, where α and β are $K \times r$ matrices containing the loading coefficients and the cointegration vectors, respectively. We are interested in the effects of the fundamental shocks ϵ_t on the system variables y_t . These shocks can be expressed in terms of the structural form VECM:

$$B\Delta y_t = \Psi y_{t-1} + \Lambda_1 \Delta y_{t-1} + \dots + \Lambda_{p-1} \Delta y_{t-p+1} + \epsilon_t \quad (14)$$

where the $K \times 1$ vector ϵ_t contains structural disturbances and has the covariance matrix Σ_ϵ . Thus, to compute the responses to the economic shocks ϵ_t , we have to link the forecast errors u_t to the structural shocks ϵ_t . Premultiplying the system (14) by B^{-1} gives the reduced form (13) with $\Gamma_1 = B^{-1}\Lambda_1$, \dots , $\Gamma_{p-1} = B^{-1}\Lambda_{p-1}$ and

$$u_t = B^{-1}\epsilon_t = A_0\epsilon_t \quad (15)$$

which relates the reduced form disturbance u_t to the underlying structural shocks. To analyze the effects of the underlying structural shocks, we need to recover the K^2 elements of A_0 . For this purpose we need identifying restrictions coming from economic theory. We can use equation (15) to write:

$$\epsilon_t = E[u_t u_t'] = A_0 E[\epsilon_t \epsilon_t'] A_0' = A_0 \Sigma_\epsilon A_0' \quad (16)$$

and use the standard assumption that the structural shocks are uncorrelated and have unit variances, i.e. $\Sigma_\epsilon = I_B$, to get:

$$\epsilon_u = A_0 A_0' \quad (17)$$

We have to note that, conditional on having chosen the cointegrating rank r , it is necessary to consider the identification of the contemporaneous coefficients A_0 and the long run coefficients β , and these are essentially separate issues in that there are no mathematical links between restrictions on A_0 and those on β . In particular, since a Π matrix of rank r is identified and satisfies $\Pi = \alpha\beta = A_0^{-1}A\beta$, it follows that restrictions are required to identify β even if A_0 were known. Conversely, restrictions on β have no mathematical implication for the restrictions on A_0 . It remains possible though that the economic interpretation of a restricted set of cointegrating vectors βz_t may have implications for the nature of restrictions on A_0 that will be economically interesting, particularly when A is restricted via α . Mathematical, and possibly economic, linkages do exist between restrictions on the adjustment coefficients α and those required to identify β .

3.2 The macroeconomic model

In this section we briefly describe a simple macroeconomic model for the countries considered in the study. We consider both long-run and short-run restrictions based on economic theory; while the former are expressed as linear restrictions on the cointegrated vectors in order to capture a

money demand function and/or an excess demand relationship, the short-term restrictions are imposed on the residual covariance matrix on the basis of the economic theory.

Because of its implication on policy behavior much applied research in monetary economics has been devoted to the specification of the money demand function. Much of the empirical research on money demand has estimated a conventional money demand function of the following functional form:

$$\frac{M}{P} = \beta_0 + \beta_1 Y - \beta_2 i - \beta_3 \Delta P \quad (18)$$

where M is nominal money balances, P the price level, Y the output level, i a short-term nominal rate of interest and P the price level. The parameters β_1 , β_2 measure respectively the long-run income and opportunity cost elasticities.

With the variables considered in the study we can also specify a long-run relationship expressing the excess output in which the difference from trend is a direct expression of inflation rate, exchange rates and interest rates:

$$y - t = \beta_4 + \beta_5 e - \beta_6 i - \beta_7 \Delta P \quad (19)$$

While increases in inflation and interest rates (implying, respectively, a real appreciation of exchange rates and a higher cost of capital) are supposed to have a negative impact on output, the theoretical literature (see, for example, the studies of Edward (1989), Kamin (1996), Calvo, Reinhart and Vegh (1994)) provides evidence of both positive and negative effects of exchange rates on national output⁷.

With regard to the short-run dynamics we can describe the model by means of two blocks of equations. While the first two relationships relate to the money market equilibrium, the next two describe the domestic goods market equilibrium. Finally we introduce two short-run relationships in order to describe the exchange rates movements and the exogenous shock originating from oil price changes.

Concerning the demand for real money balances, we assume that, in the short run, the main driving forces are interest rates and inflation rate, excluding the three other variables:

$$\epsilon_m = b_{11}u_m + b_{12}u_r + b_{14}u_p \quad (20)$$

⁷ If, on the supply side, exchange rates should affect prices paid by the domestic buyers of imported goods and, indirectly, prices of domestically produced goods, an appreciation (devaluation) of the national currency could have the effect to reduce (increase) foreign demand for domestic goods (aggregate demand effects)

For the interest rates' short-run dynamics, we assume that, given the inexistence of information delays and the hypothesis that economic macroindicators are able to anticipate the business cycle, monetary authority can respond within the period to price level and output variations. In this context, interest rates are expected to increase when current output is higher than potential and when inflation rate over the past year increases over its long-term target⁸. We also assume that additional short-run determinants of the interest rate dynamics are oil prices and exchange rates.

This means that in the structural part of the model we will have the following relationship:

$$\epsilon_r = b_{22}u_r + b_{23}u_y + b_{24}u_p + b_{25}u_e + b_{26}u_o \quad (21)$$

In order to describe the domestic goods market equilibrium we consider two equations, representative of the short-run dynamics of inflation rate and output. Concerning the output level, we assume that changes in economic activities are related to the inflation rate, the movements of exchange rates and oil price changes. If, on the one hand, the inflation rate is important because of '*real business effects*', on the other hand, we think that oil price affects not only prices but also the real sector contemporaneously because of its importance for many economic sectors (as we have already noted):

$$\epsilon_y = b_{33}u_y + b_{34}u_p + b_{35}u_e + b_{36}u_o \quad (22)$$

with regard to the inflation rate, it is assumed to depend on exchange rates movements and on oil price changes: a devaluation of the national currency and an increase in oil prices will have the effect to influence (in a positive manner) the inflation rate:

$$\epsilon_p = b_{44}u_p + b_{45}u_e + b_{46}u_o \quad (23)$$

With regards to the equation describing the exchange rate market we assume that oil prices have a direct effect on exchange rates. This is done according to the analysis of Golub (1983) which argued that the wealth transfer effects associated with oil price rises, causing a temporary disequilibrium in portfolios, may influence exchange rates because of differential portfolio preferences. Therefore our short-run relationship becomes:

$$\epsilon_e = b_{55}u_e + b_{56}u_o \quad (24)$$

⁸ This is a simplified version of the Taylor rule, rule that predicts whereby the central banks respond to the deviation of inflation from a determined target and to deviations of actual from potential output: $r_t = r_{t-1} + \beta_1(\Pi_t - \bar{\Pi}_t) + \beta_2(y_t - \bar{y}_t)$. In this equation \bar{y}_t and $\bar{\Pi}_t$ represent respectively the monetary authorities' inflation and output target.

At last, in order to consider the shock originating from oil price changes, the identifying restriction in this equation for the price of oil consider this variable as being contemporaneously exogenous to any variable in the domestic economy:

$$\epsilon_o = b_{66}u_o \quad (25)$$

This six equations allow us to describe the following identification matrix:

$$\epsilon_t = B_0 u_t \quad (26)$$

$$\begin{bmatrix} \epsilon_m \\ \epsilon_r \\ \epsilon_y \\ \epsilon_p \\ \epsilon_e \\ \epsilon_o \end{bmatrix} = \begin{bmatrix} b_{11} & b_{12} & 0 & b_{14} & 0 & 0 \\ 0 & b_{22} & b_{23} & b_{24} & b_{25} & b_{26} \\ 0 & 0 & b_{33} & b_{34} & b_{35} & b_{36} \\ 0 & 0 & 0 & b_{44} & b_{45} & b_{46} \\ 0 & 0 & 0 & 0 & b_{55} & b_{56} \\ 0 & 0 & 0 & 0 & 0 & b_{66} \end{bmatrix} \begin{bmatrix} u_r \\ u_m \\ u_p \\ u_y \\ u_e \\ u_o \end{bmatrix} \quad (27)$$

where $u_r, u_m, u_p, u_y, u_e, u_o$ are the residuals in the reduced form equations, which represent unexpected movements (given information in the system) of each variable and $\epsilon_r, \epsilon_m, \epsilon_p, \epsilon_y, \epsilon_e, \epsilon_o$ are the structural disturbances, that is money supply shocks, money demand shocks, price shocks, GDP shocks, oil price shocks and exchange rate shocks, respectively.

Based on the preceding discussion the econometric analysis of the macroeconomic models considered involves the following steps: first, we determine the cointegration rank of the system of interest and impose over-identifying restrictions on the cointegrating vectors using the ML method proposed by Johansen (1988). The identified cointegration relations can be used to setup a full VECM, where no further restrictions are imposed. Residuals from the VECM are used to form an estimate for Σ_u . Second, long run and contemporaneous identifying restrictions derived from the model presented in this section are used to form estimates of A_0 . Using the estimated contemporaneous impact matrix, the structural shocks can be recovered and their impact can be analyzed using an impulse response analysis.

4 Empirical Results

4.1 The data and their statistical properties

In our model, the data vector is r, m, p, y, o, e where r is a short-term interest rates (treasury bill or lending rate), m is a monetary aggregate (generally M1), p is the consumer price index, y is the real gross domestic product, o is the world price of oil in terms of the U.S. dollar and e is the exchange rate expressed as the ratio of the SDR rate to the U.S. SDR rate for each country except the US. For the U.S. the exchange rate is the ratio of the U.S. SDR rate to the average of the other six countries' SDR rates (Sims, 1991)⁹.

While the first four variables are well known in business cycle literature the world price of oil is included in order to account for current systematic responses of monetary policy to exogenous shocks. Finally, we have decided to include the exchange rate because we think that it plays a prominent role in more open economies so that central banks find it useful to target it. Moreover, monetary authorities in open economies may offset some of the contemporaneous exchange rate shocks they face because these shocks significantly affect the economy, again suggesting a role for the exchange rate in the measurement of the policy stance.

Vector autoregressive (VAR) systems were estimated for data from Canada, France, Germany, Italy, Japan, the United Kingdom and the United States. The macroeconomic data used were taken from the International Financial Statistics (*International Monetary Fund*) databases and national sources (ISTAT for Italy and INSEE for France) and are presented in Table 1. Data are quarterly for the period 1980(1) to 2003(4)^{10, 11}. All variables entered as logarithm except interest rates.

When discussing the statistical properties of an econometric model it is important to test the presence of unit roots in order to avoid the problem of spurious regression. In fact, if a variable contains a unit root (i.e. it is *non-stationary*) and it does not combine with other non-stationary series to form a stationary cointegration relationship, then regressions involving the series can falsely imply the existence of a meaningful economic relationship.

There are several ways of testing for the presence of a unit root. However, we focus our attention on the Augmented Dickey Fuller test (ADF).

⁹ The SDR is an international reserve asset that serves as the unit of account of the International Monetary Fund and some other international organizations. Its value is based on a basket of key international currencies.

¹⁰ We chose this sample because our purpose is to verify the role of exogenous shocks in a period of volatile oil prices. Our analysis is in line with the results obtained by Hooker (1999), who found that oil price effects on U.S. GDP changed qualitatively around 1980. ¹¹ For some countries the period covered is different because of data limitations, see Table 1.

The first aspect to be considered is the possibility that the true but unknown data generating process (d.g.p.) contains deterministic components (constant and trend). Even in this case, the inclusion of additional deterministic components in the regression model used for testing the presence of unit roots results in an increased probability that the null hypothesis of non-stationarity will be accepted when in fact the true d.g.p. is stationary. On the other hand, the presence of unnecessary nuisance parameters (constant and trend terms) has the effect to lower the power of the test against stationarity alternatives. Consequently we have decided to use the sequential testing procedure suggested by Perron (1988).

As far as the number of lags (p) to introduce in the ADF regression, it has been chosen by considering the procedure suggested by Hall (1994) (*from general to specific*)¹². The results from using the Augmented Dickey Fuller tests on the set of macroeconomic variables considered in the study are reported in Table 2.

Real output, interest rates, exchange rates are $I(1)$ for all countries considered: important exceptions are represented, however, by exchange rates for the U.K. and the U.S. and interest rates for Canada which appear $I(0)$. ADF tests indicate that money and consumer price indices turn out to be $I(2)$ variables across all countries. Following Harris (1995), we decided to deal with this problem by deflating the logarithm of nominal money by the logarithm of the price index¹³ and considering the inflation rate¹⁴. Finally, international oil prices appear to be $I(1)$.

4.2 Cointegration Analysis

Once we have specified the variables to be included in the different country models, the corresponding cointegrating VAR models are estimated and the rank of their cointegrating space determined. Consider a VAR(k) model in an $K \times 1$ vector of $I(1)$ variables, y_t :

$$y_t = A_1 y_{t-1} + \dots + A_p y_{t-p} + u_t \quad (28)$$

where A_1, \dots, A_p are $K \times K$ matrices of unknown parameters and u_p is a $K \times 1$ vector of disturbances that is *i.i.d.*(0, Σ). The model specified in (28) can be reparameterized as a

¹² Banerjee *et al.* (1993) noted that it is very important to select the appropriate lag-length; in fact, while too few lags may result in over-rejecting the null when it is true (i.e., adversely affecting the size of the test), too many may reduce the power (unnecessary nuisance parameters reduce the effective number of observations available).

¹³ So that real money is defined which may be an $I(1)$ process. ¹⁴ While we have decided to transform our model from an $I(2)$ to $I(1)$ system, other authors (see, for example, Paruolo (1996), Johansen (1992, 1995), Jorgesen *et al.* (1996)) propose a different approach based on the decomposition of the r cointegration relationships.

Vector Error Correction Model (VECM):

$$\Delta y_t = \Pi y_{t-1} + \Gamma_1 \Delta y_{t-1} + \dots + \Gamma_{p-1} \Delta y_{t-p+1} + u_t \quad (29)$$

which is obtained by subtracting y_{t-1} from both sides of (29) and rearranging terms. If cointegration among the variables y_t is present, model (29) includes both long-run and short-run stationary components. The maximum likelihood method proposed by Johansen and Juselius (1990) tests the presence of cointegration at the system's level by determining the rank of the long-run matrix, Π . If $\text{rank}(\Pi) = r$, with $0 < r < n$, the matrix Π can be decomposed as $\Pi = \alpha\beta'$, where α is a $n \times r$ matrix of adjustment or feedback coefficients, which measure how strongly the deviations from equilibrium tend to disappear.

Specifically, Johansen's just identified estimator of β is obtained by selecting the r largest eigenvectors of the system, subject to 'orthogonalization' restrictions. This approach has been criticized, as a 'pure mathematical convenience' (Pesaran and Shin, 2001), rather than an economically justified approach.

The first stage of our modelling sequence is to select the lag order of the underlying VAR in these variables, based on the Akaike Information Criterion (AIC). According to this criterion and assuming that the maximal lag order should not exceed 5 (given the number of observations and of variables considered) we choose for Canada, France and Germany a lag-length of $p = 4$. For Italy and the U.K. the AIC suggests a lag length of three while for Japan and the U.S. the number of lags introduced has been equal to two.

The estimated VAR was subjected to diagnostic checking (see Table 3): particular attention has been given to autocorrelation residual tests for single equation analysis and vector autoregressive residuals. While single equation LM-tests indicate that there is some autocorrelation left in the inflation rate equation for the U.S. and in the treasury bill rate for Germany, a vector LM-test on the system indicates no autocorrelated errors. Increasing the lag length of the VAR model does not fix the autocorrelation problem possibly indicating that a VARMA representation would be more appropriate. Although uncorrelated errors would be desirable, they are not a precondition for the validity of the cointegration tests (Lutkepohl and Saikkonen, 2000). We therefore concluded that the model provided an acceptable basis for the analysis of the equilibrium and dynamic relationships among the variables.

With regard to the number of cointegrating relationships (see Table 4), we find 1 long-run relationship for all the countries considered with the exception of Canada for which the evidence suggests that $r = 2$ is appropriate.

The development of system-based cointegration methods permits more satisfactory analysis of macroeconomic relationships where relevant time series are non-stationary, and where endogeneity among variables is expected: integration and cointegration analysis can avoid the problem of spurious regressions among non-stationary series, while a system approach allows for important interactions among the variables considered.

However, since matrices α and β are not uniquely identified without additional information, an identification problem arises. Pesaran and Shin (2001) show that r^2 restrictions are needed for exact identification. The restrictions must be evenly distributed across the cointegrating vectors, i.e., there must be r restrictions per vector.

The most common approach used to impose these identifying restrictions is Johansen's statistical approach. Recently, in order to solve the trade-off between the demands of theory and econometrics, developments in cointegration analysis have emphasized the use of economic theory in guiding the search for long-run exact/over identification restrictions.

With this approach, having selected the order of the underlying VAR model, the number of cointegrating relations has to be tested. The following step is to compute maximum likelihood (ML) estimates of the model's parameters subject to over-identifying restrictions on the long-run coefficients.

In our analysis we have used cointegration analysis to verify whether any of the described models is a reasonable description of the long-run relationships considered in the theoretical analysis (long-run money demand function and excess output formulation). In doing that we have started from the exactly identified system and used χ^2 statistics to test over-identifying restrictions.

Table 5 shows that while for Italy the interpretation of the cointegration vector as an error correction mechanism measuring the excess demand for money is straightforward, for other countries (France and the U.K.) a modified version of this long-run relationship is not rejected by the data. On the other hand, for Germany, Japan and the U.S. the long-run relationship refers to the notion of excess output. Finally, for Canada, for which we have found evidence of two long-run relationships, the restrictions we imposed are linked to the notion of both excess demand of money and excess output.

4.3 The structural model. Impulse response analysis

Having verified the existence of long-run relationships, we can proceed to examine the short-run linkages among the variables considered in the study. In particular, in order to assess the

relationship between oil price shocks and aggregate economic activity, we use impulse response function as they trace over time the effects on a variable of an exogenous shock to another variable.

Using the model presented in Section 3.2, our aim is to investigate the effect of oil price shocks on the economic activity and inflation, as well as the impact of the monetary response to the other variables.

Before considering the impulse response analysis, we can analyze the estimated coefficients of the structural part of the model (see Table 6). For all countries except for Japan and the U.K. the coefficient of the impact of oil prices on the inflation rate is statistically significant¹⁵. Furthermore, for Germany and the U.K., output is negatively correlated with oil prices.

On the side of monetary policy response, interest rates tend to rise after a shock to inflation rate in Japan and the U.K.. The response to an output shock is statistically significant for Italy and the U.K.: an increase in real GDP growth is followed by an increase of interest rates, evidence which indicates a tightening in monetary policy.

In table 6, likelihood ratio tests (1990) of the over-identifying restrictions we imposed are presented. For all the countries considered the test does not reject our identifying restrictions at any conventional significance level¹⁶. Finally, Table 7 present diagnostic tests on the SVECM.

In Figures 1 and 2 we display the estimated impulse responses for each country. In particular, Figure 1 shows the impulse responses to one-standard deviation oil price shocks of the other five variables of the model with the corresponding standard confidence error bands.

Impulse response estimates from our structural cointegrated vector autoregression model indicate that, for Japan, an oil price increase is followed by a rise in inflation. In particular the peak response of inflation rate occurs few quarters after the shock. Likewise for some countries (Italy and the U.S.) output is significantly influenced by the external shock; however this effect tends to disappear progressively.

With regard to the response of monetary policy, the central banks of most of the countries considered reacted to the oil price shock by increasing interest rates and decreasing real money balances. If this is particularly true for Japan and Italy, for other countries, this evidence is

¹⁵ For Japan, the estimated coefficient, statistically significant, is negative. ¹⁶ However, the starting point has been that of considering the standard money demand and excess-output given in equations (18) and (19). However, results (available from the authors upon request) do lead to a rejection of the null hypothesis. Moreover since, as noted by Omtzigt and Fachin (2002) and Garratt *et al.* (2001), the asymptotic procedures proposed by Johansen (1991) has been shown to suffer from severe size distortion, we decided to estimate the actual small sample distribution by the bootstrap. Even in this case the tests reject the null hypothesis.

not verified: an increase in oil prices seems to lead to a decrease in the short-term interest rates rejecting thus the hypothesis of a monetary policy directed to fight inflation.

Next, we consider the impact of a contractionary monetary policy response. The impulse response functions for the effects of an increase in interest rates are given in Figure 2¹⁷.

While in Japan the inflation rate tends to decrease in immediate response to the contractionary monetary shock, in Italy, U.K. and the U.S., the tightening of monetary conditions seems not to succeed in reducing price growth.

Because one of the effects of a monetary shock is to cause an appreciation of the exchange rate, it is important to observe the impact effect of the monetary policy shock on exchange rates. Our results suggest that, for Canada, U.K. and Italy an increase in interest rate is consistent with significant but transitory real effects on the value of the their currencies, a conclusion that is consistent with previous research.

Finally, the impact effect of the monetary policy shock on the output growth is significant in Canada and the U.S.. However, in both cases, the contractionary effects of the policy begin to be felt on output and real money balances after three/four quarters.

4.4 The direct and indirect effects of 1990 oil price shock.

In order to measure the effects of oil price increases, we consider three exercises of policy simulation. In the first one we examine the impulse responses obtained considering the 1990 oil price shock¹⁸ (which, for most of the countries considered, has been followed by a recession). This is a standard simulation exercise intended to estimate the effects on the economy of the oil price shock, obtained by including also the indirect effect arising from the endogenous response of other variables.

For nearly all the countries considered Figure 3 shows a negative impact of the oil price shock on output. Important exceptions are represented by U.K. and Canada - two net oil exporters - for which the total impact of the oil price shock is positive, and, surprisingly, Japan - for which

¹⁷ We have decided to present only the responses of inflation rate and output growth, the other graphs are available from the authors upon request. ¹⁸ From the second to the fourth quarter of 1990, the (nominal) price of oil rose from \$15.82 per barrel to \$31.00 per barrel. In real terms it rose, according to the country, by a percentage ranging from 89.55 percent (U.S.) to 93.27 percent (Germany).

the oil shock does not seem to affect the output growth¹⁹. On the other hand, France and the U.S. are heavily affected by the shock; while for the former the estimated reduction in real GDP due directly or indirectly to the oil price shock is equal to -0.217% after four quarters, the total reduction in real GDP for the U.S. after four quarters can be estimated in -0.480%. Another country particularly hit by the shock is Italy for which the total reduction in real GDP is estimated in -0.170%²⁰. The temporary rise of oil prices fuels also inflationary pressures: the estimates of the total effect after a year from the increase of oil prices on the consumer price index range from 0.211% for Germany to 0.881% for Canada²¹.

As for as the monetary policy response to the shock is concerned, the interest rates rise sharply in Italy and the U.S.. However, for both countries the increase reaches its maximum after the first two quarters from the shock, but a progressive reduction of interest rates starts thereafter, which we can interpret as an expansionary response to the economic slowdown. Moreover, while in Japan the response of monetary authorities is unambiguously restrictive, in Canada, France and Germany the oil price increase is followed by a reduction of interest rates. Finally, for the U.K., results suggest no effects of the oil price increase on short-term interest rates.

The second exercise is directed to measure the effects arising directly from the oil price shock and to assess their role in the slowdown of the early 1990s. For each country Figure 4 shows the actual path of three key variables (output, the price level and interest rates) for the period 1989q4-1993q4, together with their behavior assuming two alternative scenarios.

In the first one, while oil prices are repeatedly shocked so that they equal their historical values, all other shocks in the system are assumed to be equal to zero. Consequently, all variables are allowed to respond endogenously to the reaction of the system (*'endogenous scenario'*). In a second scenario, the oil price variable is arbitrarily fixed at a value close to its initial value in the period (*'no oil price shock'*). The comparison between the results of the two scenarios and the historical path allows us to estimate the total impact of the change in oil prices on output and inflation rate.

This exercise suggests some interesting findings. If, on the one hand, the direct impact of higher

¹⁹ For Japan the plunge in the recession of the first half of the 1990s, known as the *'bursting of the bubble economy'*, was primarily due to the reduction in stock market prices and the drop in land prices from their speculative peak. Higher interest rates exacerbated this situation by reducing investments and further depressing share prices. ²⁰ Our results are not substantially different from those obtained by Abeyasinghe (2001) who estimated the total effects of a 50% oil price on GDP growth of 12 economies. The total impact of oil price was found to be much larger for the U.S. economy (-0.30% after 4 quarters) than for the rest of the OECD countries (-0.10%). ²¹ The reduction of prices in France constitutes a *'puzzle'* of the model.

oil prices on real GDP is positive for the U.K. and Canada, on the other hand, for Italy, France and the U.S. the exclusion of the 1990 oil price shock produces higher values of output than the endogenous case, suggesting a negative role of oil prices²². However, the fact that the output value is higher in the endogenous case implies that, for all the countries considered, the decline in output is not uniquely explained by the oil price increase but there are factors other than those implied in the model that influence the output growth rate.

As for the impact of the oil shock on prices, we can summarize our results by saying that, although there is a direct effect on the inflation rate on nearly all the countries considered, nonetheless it seems that counter-inflationary forces react in order to reduce the direct and indirect impact of oil increases on prices²³. This is particularly true for the U.S. and Germany where not only is the price level higher in the endogenous hypothesis than in the *'no oil price shock'* scenario, but it also has a particularly lower growth rate.

Finally, with regard to interest rates, for Italy, Japan and the U.S. the inflationary pressures related to the increase in oil prices well explain the response of the monetary authorities. However, after this impulse response, while in Italy interest rates continue to increase, in Japan and the U.S. there is a progressive easing of monetary policy; responses that in both cases appear not to be directly linked to the external shock.

For Canada and France, our results show that, if there was not the price shock, the interest rates would be higher with respect to the endogenous scenario, suggesting an expansionary monetary policy response to the oil price increase. However, while in the former case, the shock explains, at least in part, the reduction of interest rates, in France other factors lead to the progressive tightening of monetary conditions. Finally, even in Germany the expansionary response of the central bank in the aftermath of the shock is partially influenced by the consequences on the economy.

Our third exercise is aimed at isolating the economic effects that results directly from the oil price shock and those arising indirectly from the associated monetary policy response. Even in this case the actual historical path of each of the three variables is compared with those obtained by analyzing two alternative scenarios.

The first case is the *'endogenous scenario'* considered in the previous exercise. It is intended to compute the total effects of the oil price shocks and is based on the following hypothesis:

²² All these results confirm the evidence resulting from the first exercise. ²³ Two notable exceptions are represented by Canada and Italy. For these countries the historical prices are higher than the level obtained by considering an endogenous scenario, a fact that reflects the importance of other factors.

the oil price variable is supposed to be exogenous, while other shocks are not able to influence the system. Consequently the interest rates respond directly to changes in the oil variable and endogenously to the induced changes in the other variables.

In the alternative scenario (described by the line '*no monetary policy*') we assume that the interest rate is arbitrarily fixed at a value close to its initial value in the period, oil prices equal their historical values and all other variables are not shocked. This second scenario leaves only the direct effect eliminating the indirect ('*via monetary policy action*') impact of the oil price shock.

From Figure 5 we can draw the following conclusions: by comparing the path of the variables in the endogenous scenario with their path in the hypothesis of constant interest rates ('*no monetary policy*' scenario) we can see that, for most countries, the period would exhibit a lower positive growth. For the U.S., the (delayed) reduction of interest rates (see panel *c*)) has positive effects on output growth: in fact in absence of the monetary response the output growth rate would be lower. Although this results would confirm the importance of the effects arising from the substantial reaction of monetary policy, our simulation exercise shows that, for all countries, the slowdown that hit the developed countries is due also to other specific exogenous shocks.

With regard to the response of prices, for Germany and Japan (and, in part, Italy) if we assume no policy response the path of prices is lower suggesting a role of monetary policy in increasing prices. In contrast, for all other countries, there is evidence that the scenario with monetary policy response to the oil price shock does not lead to higher inflationary pressures.

In general, the results of the three simulation exercises (a synthesis is presented in Table 8) suggest that, for some countries, a significant part of the effects of the oil price shock is due to the monetary policy reaction function rather than being directly linked to the changes in oil prices. For other countries, however, the total impact is offset at least in part by an easing of monetary conditions. Another point to note is that the results are highly consistent with the view that the oil price shock occurred in a period where the most developed countries were already facing problems induced by other exogenous shocks (e.g. the spill-over of financial fragilities onto the real economy, as the bursting of the '*bubble economy*' in Japan.).

5 Conclusions

In this paper we have estimated a vector autoregressive model for the G-7 countries in order to verify if the oil price changes of the last twenty years have been transmitted to the monetary policy action. We have introduced not only long-run but also short-run relationships; while the former, expressed as linear restrictions on the cointegrated vectors, have had the aim to verify the presence of a money demand function and/or an excess demand relationship, the short-term restrictions have been imposed on the residual covariance matrix and considered six short-run relationships.

Our results suggest that, for most of the countries considered, an unexpected oil price shock is followed by an increase in inflation rate and by a decline in output growth. The response of some central banks has been directed to reduce - through lower interest rates - the impact of the shock on output growth rate. In contrast, monetary authorities of most countries reacted by raising interest rates, suggesting a contractionary monetary policy directed to fight inflation. Moreover, the results of simulation exercises directed to estimate the total impact of the 1990 oil price shock indicate that a significant part of the effects of the oil price shock resulted indirectly from the response of monetary policy.

Our future research efforts will follow two main directions. On the one hand, we are confident that the recent econometric techniques based on multivariate regime switching models are able to better represent the dynamics of business cycle movements. On the other hand, our analysis will be addressed to verify possible asymmetric or nonlinear relationships between oil price and the macroeconomy.

References

- Abeyasinghe T. (2001). Estimation of Direct and Indirect Impact of Oil Price on Growth. *Economics Letters*, **73**, pp. 147–153.
- Balke N. S., Brown S. P. A., and Yucel M. K. (2002). Oil Price Shocks and the U.S. Economy: Where Does the Asymmetry Originate? *Energy Journal*, **23**, pp. 27–52.
- Banerjee A., Dolado J. J., Galbraith J. W., and Hendry D. F. (1993). *Co-Integration, Error Correction and the Econometric Analysis of Non-Stationary Data*. Oxford: Oxford University Press.
- Barsky R. B., and Kilian L. (2001). Do We really Know that Oil Caused the Great Stagflation: A Monetary Alternative (with comments). *National Bureau of Economic Research*. Working Paper No. 8289.
- Bernanke B. S. (1983). Irreversibility, Uncertainty, and Cyclical Investment. *Quarterly Journal of Economics*, **98**, pp. 85–106.
- Bernanke B. S. (1986). Alternative Explanation for Money-Income Correlation. *Carnegie-Rochester Conference Series on Public Policy*, **25**, pp. 49–98.
- Bernanke B. S., Gertler M., and Watson M. (1997). Systematic Monetary Policy and the Effects of Oil Price Shocks. *Brookings Papers on Economic Activity*, **1**, pp. 91–142.
- Blanchard O. J., and Watson M. W. (1984). Are Business Cycles All Alike? *National Bureau of Economic Research*. Working Paper No. 1392.
- Bohi D. R. (1991). On the Macroeconomic Effects of Energy Price Shocks. *Resources and Energy*, **13**, pp. 145–62.
- Brown S. P. A., and Yucel M. K. (1999). Oil Prices and U.S. Aggregate Economic Activity: A Question of Neutrality. *Federal Reserve Bank of Dallas Economic and Financial Review (Second Quarter)*, pp. 16–23.
- Brown S. P. A., and Yucel M. K. (2002). Energy Prices and Aggregate Economic Activity: An Interpretative Survey. *Quarterly Review of Economics and Finance*, **42**, pp. 193–208.
- Burbidge J., and Harrison A. (1984). Testing for the Effects of Oil-Price Rise Using Vector Autoregressions. *International Economic Review*, **25**, pp. 459–84.

- Calvo G., Reinhart C., and Vegh C. A. (1994). Targeting the Real Exchange Rate: Theory and Evidence. *International Monetary Fund*. Working Paper No. 94/22.
- Darby M. R. (1982). The Price of Oil and World Inflation and Recession. *American Economic Review*, **72**, pp. 738–51.
- Dickey D. A., and Fuller W. A. (1981). Likelihood Ratio Statistics for Autoregressive Time Series with a Unit Root. *Econometrica*, **49**, pp. 1057–1072.
- Dolado J. J., and Jimeno J. F. (1997). The Causes of Spanish Unemployment: A Structural VAR Approach. *European Economic Review*, **41**, pp. 1281–1307.
- Edward S. (1989). *Real Exchange Rates, Devaluation and Adjustment*. England: The MIT Press.
- Eichenbaum M., and Evans C. L. (1995). Some Empirical Evidence on the Effects of Shocks to Monetary Policy on Exchange Rates. *Quarterly Journal of Economics*, **110**, pp. 975–1009.
- Ferderer J. P. (1996). Oil Price Volatility and the Macroeconomy. *Journal of Macroeconomics*, **18**, pp. 1–16.
- Fuller W. A. (1976). *Introduction to Statistical Time Series*. New York: John Wiley.
- Garratt A., Lee K., Pesaran H. M., and Shin Y. (2003). A Long Run Structural Macroeconometric Model of the UK. *Economic Journal*, **113**, pp. 412–455.
- Gisser M., and Goodwin T. H. (1986). Crude Oil and the Macroeconomy: Tests of Some Popular Notions. *Journal of Money, Credit and Banking*, **18**, pp. 95–103.
- Golub S. S. (1983). Oil Prices and Exchange Rates. *Economic Journal*, **93**, pp. 573–93.
- Hall A. (1994). Testing for a Unit Root in Time Series with pre-test Data-Based Model Selection. *Journal of Business and Economics Statistics*, **12**, pp. 461–70.
- Hamilton J. D. (1981). Oil and the Macroeconomy since World War II. *Journal of Political Economy*, **91**, pp. 228–48.
- Hamilton J. D. (1996). This is What Happened to the Oil Price-Macroeconomy relationship. *Journal of Monetary Economics*, **38**, pp. 215–20.

- Hamilton J. D. (2000). What Is an Oil Shock? *National Bureau of Economic Research*. Working Paper No. 7755.
- Hamilton J. D., and Herrera A. M. (2001). *Oil Shocks and Aggregate Macroeconomic Behavior: the Role of Monetary Policy*. Discussion Paper 2001-10. University of California, San Diego.
- Harris R. I. D. (1995). *Using Cointegration Analysis in Econometric Modelling*. Hertfordshire (United Kingdom): Prentice Hall.
- Hooker M. (1996). What Happened to the Oil Price-Macroeconomy relationship? *Journal of Monetary Economics*, **38**, pp. 195–213.
- Hooker M. (1999). Oil and the Macroeconomy Revisited. *Board of Governors of the Federal Reserve System*. Working Paper.
- Johansen S. (1991). Statistical Analysis of Cointegrating Vector. In: Engle R. F., and Granger C. W. J. (eds), *Long-Run Economic Relationships*. Oxford: Oxford University Press.
- Johansen S. (1992). Testing Weak Exogeneity and the Order of Cointegration in UK Money Demand. *Journal of Policy Modeling*, **14**, pp. 313–34.
- Johansen S. (1995). A Statistical Analysis of Cointegration for $I(2)$ Variables. *Econometric Theory*, **11**, pp. 25–59.
- Johansen S., and Juselius K. (1990). Maximum Likelihood and Inference on Cointegration - with Applications to the Demand for Money. *Oxford Bulletin of Economics and Statistics*, **52**, pp. 169–210.
- Johansen S., and Juselius K. (1994). Identification of the Long-Run and the Short-Run Structure. An Application to the IS-LM model. *Journal of Econometrics*, **63**, pp. 7–36.
- Jorgensen C., Kongsted H. C., and Rahbek A. (1999). Trend-Stationarity in the $I(2)$ Cointegration Model. *Journal of Econometrics*, **90**, pp. 265–89.
- Kamin S. B. (1996). *Exchange Rates and Inflation in Exchange-Rate Based Stabilizations: An Empirical Examination*. International Finance Discussion Paper 554. Board of Governors of the Federal Reserve System, Washington, D.C.

- Kim S., and Roubini N. (2000). Exchange Rate Anomalies in the Industrial Countries: A Solution with a Structural VAR Approach. *Journal of Monetary Economics*, **45**, pp. 561–86.
- Lee K., Ni S., and Ratti R. A. (1995). Oil Shocks and the Macroeconomy: the Role of Price Volatility. *Energy Journal*, **16**, pp. 39–56.
- Lutkepohl H., and Saikkonen P. (2000). Testing for the Cointegrating Rank of a VAR Process with a Time Trend. *Journal of Econometrics*, **95**, pp. 177–98.
- MacKinnon J. G. (1996). Numerical Distribution Functions for Unit Root and Cointegrations Tests. *Journal of Applied Econometrics*, **11**, pp. 601–18.
- Mackinnon J. G., Haug A. A., and Michelis L. (1999). Numerical Distribution Functions of Likelihood Ratio Tests For Cointegration. *Journal of Applied Econometrics*, **14**, pp. 563–77.
- Mork K. A. (1989). Oil Shocks and the Macroeconomy when Prices Go Up and Down: an Extension of Hamilton’s Results. *Journal of Political Economy*, **97**, pp. 740–44.
- Mork K. A., Olsen O., and Mysen H. T. (1994). Macroeconomic Responses to Oil Price Increases and Decreases in Seven OECD Countries. *Energy Journal*, **15**, pp. 19–35.
- Omtzigt P., and Fachin S. (2002). *Bootstrapping and Bartlett Corrections in the Cointegrated VAR model*. Discussion Paper 2002-15. Universiteit van Amsterdam.
- Paruolo P. (1996). On the Determination of Integration Indices in $I(2)$ systems. *Journal of Econometrics*, **72**, pp. 313–56.
- Pesaran M. H., and Shin Y. (2002). Long-Run Structural Modelling. *Econometric Reviews*, **21**, pp. 49–87.
- Pindyck R. S., and Rotemberg J. J. (1983). Dynamic Factor Demands and the Effects of Energy Price Shocks. *American Economic Review*, **73**, pp. 1066–79.
- Sims C. A. (1980). Macroeconomics and Reality. *Econometrica*, **48**, pp. 1–48.
- Sims C. A. (1991). *Interpreting the Macroeconomic Time Series Facts: the Effects of Monetary Policy*. Discussion Paper 1011. Cowles Foundation, Yale University.

- Tatom J. (1982). Are There Useful Lessons from the 1990-91 Oil Price Shock? *Energy Journal*, **14**, pp. 129–50.
- Tatom J. (1988). Are the Macroeconomic Effects of Oil Price Changes Symmetric? *Carnegie - Rochester Conference Series on Public Policy*, **28**, pp. 325–68.
- Van Soest D. P., Kuper G. H., and Jacobs J. (2000). Threshold Effects of Energy Price Changes. *University of Groningen*. Working Paper.

Table 1: The data

Canada - 1980:1 2003:3	
Interest Rates	Treasury Bill Rate - percent per annum
Consumer Prices	Consumer Price Index - Index Number
Gross Domestic Product	Real Gross Domestic Product, seasonally adjusted, constant prices (1995) - national currency, billions
Money Aggregate	Money, seasonally adjusted - national currency, billions
Exchange Rates	National currency per SDR
France - 1980:1 2002:3	
Interest Rates	Treasury Bill Rate - percent per annum
Price Index	Consumer Price Index - Index Number
Gross Domestic Product	Real Gross Domestic Product, seasonally adjusted, constant prices (1995) - national currency, billions
Money Aggregate	M1*, seasonally adjusted - national currency, billions
Exchange Rates	National currency per SDR
Germany - 1980:1 2003:3	
Interest Rates	Treasury Bill Rate - percent per annum
Price Index	Consumer Price Index - Index Number
Gross Domestic Product	Real Gross Domestic Product, seasonally adjusted, constant prices (1995) - national currency, billions
Money Aggregate	M1*, seasonally adjusted - national currency, billions
Exchange Rates	National currency per SDR
Italy - 1980:1 2003:4	
Interest Rates	Treasury Bill Rate - percent per annum
Price Index	Consumer Price Index - Index Number
Gross Domestic Product	Real Gross Domestic Product, seasonally adjusted, constant prices (1995) - national currency, billions
Money Aggregate	M1*, seasonally adjusted - national currency, billions
Exchange Rates	National currency per SDR
Japan - 1980:1 2003:1	
Interest Rates	Lending Rate - percent per annum
Price Index	Consumer Price Index - Index Number
Gross Domestic Product	Real Gross Domestic Product, seasonally adjusted, constant prices (1995) - national currency, billions
Money Aggregate	Money, seasonally adjusted - national currency, billions
Exchange Rates	National currency per SDR
United Kingdom - 1980:1 2003:3	
Interest Rates	Treasury Bill Rate - percent per annum
Price Index	Consumer Price Index - Index Number
Gross Domestic Product	Real Gross Domestic Product, seasonally adjusted, constant prices (1995) - national currency, millions
Money Aggregate	M4, seasonally adjusted - national currency, millions
Exchange Rates	National currency per SDR

United States - 1980:1 2003:3	
Interest Rates	Federal Funds Rate - percent per annum
Price Index	Consumer Price Index - Index Number
Gross Domestic Product	Real Gross Domestic Product, seasonally adjusted, constant prices (1995) - national currency, billions
Money Aggregate	Money, seasonally adjusted - national currency, billions
Exchange Rates	U. S. dollars per SDR

Crude Oil Prices	International average price.
------------------	------------------------------

* For Italy, Germany and France data after 1999 are obtained by summing the currency in circulation and demand deposits.

Table 2. Results of ADF unit-root test.

Country	constant	trend	p	ADF TEST
EXCHANGE RATES: in Levels				
Canada	yes	no	4	-2.478
France	yes	no	3	-2.773*
Germany	yes	no	3	-1.748
Italy	no	no	5	0.133
Japan	yes	no	12	-1.921
United Kingdom	yes	no	11	-3.833***
United States	yes	no	3	-2.955**
EXCHANGE RATES: in First Log-Differences				
Canada	no	no	2	-3.702***
France	no	no	12	-2.870***
Germany	no	no	12	-2.603***
Italy	no	no	2	-4.243***
Japan	no	no	2	-4.751***
United Kingdom	no	no	12	-2.543**
United States	no	no	12	-2.982***
SHORT-TERM INTEREST RATE: in Levels				
Canada	yes	yes	3	-4.282***
France	yes	no	1	-1.154
Germany	yes	yes	10	-3.183*
Italy	yes	yes	1	-2.448
Japan	yes	yes	2	-1.793
United Kingdom	yes	yes	6	-2.990
United States	yes	yes	5	-3.054
SHORT-TERM INTEREST RATE: in First Log-Differences				
Canada	no	no	3	-5.201***
France	yes	no	12	-7.304***
Germany	no	no	12	-2.280**
Italy	no	no	0	-5.851***
Japan	yes	no	1	-4.450***
United Kingdom	no	no	12	-2.819***
United States	no	no	12	-1.802*
REAL GDP: in Levels				
Canada	yes	yes	1	-2.217
France	yes	yes	9	-3.366*
Germany	no	no	4	1.874
Italy	no	no	0	6.796
Japan	yes	no	3	-1.911
United Kingdom	yes	yes	3	-2.637
United States	yes	yes	9	-3.372*
REAL GDP: in First Log-Differences				
Canada	yes	no	10	-3.797***
France	yes	no	11	-2.903**
Germany	yes	no	3	-3.049**
Italy	yes	no	0	-9.088***
Japan	yes	yes	2	-3.696***
United Kingdom	yes	no	7	-2.855*
United States	yes	no	11	-3.879***

MONETARY AGGREGATE: in Levels				
Canada	yes	yes	7	-3.048
France	yes	yes	8	-1.876
Germany	yes	yes	8	-2.054
Italy	yes	yes	8	-3.146
Japan	yes	no	1	2.846
United Kingdom	yes	no	1	-4.116
United States	yes	yes	3	-2.100
MONETARY AGGREGATE: in First Log-Differences				
Canada	yes	no	1	-5.152***
France	yes	no	7	-3.654***
Germany	yes	no	7	-1.950
Italy	yes	no	5	-1.320
Japan	no	no	12	0.781
United Kingdom	yes	no	4	-1.753
United States	yes	no	2	-3.503**
CONSUMER PRICE INDEX: in Levels				
Canada	yes	yes	1	-4.190***
France	yes	yes	11	-3.915**
Germany	yes	yes	8	-2.102
Italy	yes	no	11	-2.559
Japan	yes	no	7	-1.949
United Kingdom	yes	yes	1	-1.708
United States	yes	no	10	-2.739*
CONSUMER PRICE INDEX: in First Log-Differences				
Canada	yes	yes	0	-5.228***
France	yes	yes	11	-2.196
Germany	yes	yes	3	-2.840
Italy	yes	no	8	-2.530
Japan	yes	yes	6	-3.046
United Kingdom	yes	yes	11	-2.643
United States	yes	yes	9	-4.480***
OIL PRICES				
Levels	yes	no	3	-2.730*
First Log-Differences	no	no	1	-8.210***

Notes: the estimated equations are the following: $\Delta y_t = \alpha + \beta \cdot t + \gamma \cdot y_{t-1} + \sum_{i=1}^p \Delta y_{t-i} + \varepsilon_t$ (all variables with the exclusion of interest

rates are considered in logarithms); $\Delta^2 y_t = \alpha + \beta \cdot t + \gamma \cdot \Delta y_{t-1} + \sum_{i=1}^p \Delta^2 y_{t-i} + \varepsilon_t$ (first differences of the variables). The data frequency

is quarterly; the sample period of the variables considered in the study is given in table 1. p is the order of augmentation chosen by considering the procedure suggested by Hall (*from general to specific*).

*** (**, *) refer to rejection of a unit root given a significance level of 1% (5%, 10%) on the basis of the critical values given in MacKinnon (1996).

Table 3. Unrestricted VAR (UVAR) estimation: goodness of fit and system evaluation.											
	Lag-length		REAL GDP	OIL PRICES	T-BILL INTEREST RATE	INFLATION RATE	EXCHANGE RATE	MONETARY AGGREGATE (m-p)	VAR		
Canada	4	R ²	99.94%	92.57%	97.58%	77.00%	95.29%	99.76%			
		RSS	0.002	0.544	0.589	0.001	0.036	0.035			
		σ	0.005	0.097	0.101	0.004	0.025	0.025			
		F-statistic	3313.41	23.30	75.43	6.26	37.85	777.58			
		Log Likelihood	361.93	102.17	98.63	381.33	224.02	225.45			
		AR 1 - 4 test (F-test)	0.48	0.93	0.69	0.58	0.57	0.92			
		LM statistics (4)							37.29		
France	4	R ²	99.94%	93.54%	97.49%	93.88%	93.19%	96.30%			
		RSS	0.001	0.447	0.570	0.000	0.161	0.020			
		σ	0.004	0.092	0.104	0.003	0.055	0.019			
		F-statistic	2819.61	23.99	64.27	25.42	22.65	43.10			
		Log Likelihood	373.35	104.14	93.68	411.01	148.14	238.04			
		AR 1 - 4 test (F-test)	1.55	0.32	1.29	0.37	0.48	2.60			
		LM statistics (4)							47.09		
Germany	4	R ²	99.85%	87.11%	98.41%	81.71%	95.86%	99.76%			
		RSS	0.005	0.943	0.248	0.001	0.153	0.037			
		σ	0.009	0.130	0.067	0.003	0.052	0.026			
		F-statistic	1094.66	11.47	104.81	7.58	39.27	696.27			
		Log Likelihood	316.83	77.41	137.53	410.84	159.21	222.91			
		AR 1 - 4 test (F-test)	1.01	2.30	1.09	1.08	0.33	0.07			
		LM statistics (4)							30.25		
Italy	3	R ²	99.86%	88.60%	98.92%	92.47%	93.50%	99.22%			
		RSS	0.002	0.886	0.386	0.001	0.203	0.030			
		σ	0.006	0.115	0.076	0.003	0.055	0.021			
		F-statistic	1992.76	21.70	256.85	34.30	40.14	353.12			
		Log Likelihood	361.28	83.05	121.26	405.58	150.78	238.05			
		AR 1 - 4 test (F-test)	0.64	0.89	2.21*	2.59**	2.57**	4.61***			
		LM statistics (4)							43.44		

Japan	2	R^2 RSS σ <i>F-statistic</i> <i>Log Likelihood</i> <i>AR 1 - 4 test (F-test)</i> <i>LM statistics (4)</i>	99.90% 0.003 0.007 1940.56 333.60 1.46	88.92% 0.794 0.117 16.05 82.31 1.04	99.91% 0.021 0.019 2162.51 242.85 1.11	81.87% 0.001 0.003 9.03 393.24 0.81	97.19% 0.222 0.062 69.28 138.28 0.99	99.71% 0.036 0.025 686.17 218.07 0.60	37.75
United Kingdom	3	R^2 RSS σ <i>F-statistic</i> <i>Log Likelihood</i> <i>AR 1 - 4 test (F-test)</i> <i>LM statistics (4)</i>	99.94% 0.002 0.005 4374.98 371.02 0.50	86.38% 1.043 0.127 16.49 74.21 2.98**	96.89% 0.460 0.084 80.95 111.44 0.44	90.28% 0.001 0.004 24.16 399.56 1.48	85.55% 0.140 0.046 15.40 165.53 1.36	99.93% 0.009 0.012 3554.99 292.29 0.82	39.58
United States	2	R^2 RSS σ <i>F-statistic</i> <i>Log Likelihood</i> <i>AR 1 - 4 test (F-test)</i> <i>LM statistics (4)</i>	99.93% 0.003 0.006 6426.58 344.96 1.73	83.45% 1.330 0.133 23.64 64.33 1.35	97.53% 0.764 0.101 185.30 89.81 0.92	61.38% 0.001 0.004 7.45 393.17 2.62**	92.36% 0.205 0.052 56.70 150.43 1.98	99.04% 0.023 0.018 485.03 251.02 0.97	27.67

Notes: *** (** *) denotes rejection of the null hypothesis at the significance level of 1% (5%, 10%). The statistics presented for each regression are: the *R*-squared statistics (R^2), the standard error of the regression (σ), the sum of squared residuals (RSS), an *F*-test of the hypothesis that all of slope coefficients in the regression are zero, the value of the log likelihood function and a serial correlation LM. Finally a multivariate LM test statistics for residual serial correlation up to the specified order (4) is presented. Under the null hypothesis of no serial correlation of order *k*, the LM statistics is asymptotically distributed as a χ^2 with *k*² degrees of freedom (see Johansen, 1995).

Table 4. UVAR Cointegration analysis of the 6-variables VAR.

H0	Canada	France	Germany	Italy	Japan	United Kingdom	United States	0.05 Critical Value
Trace Statistics								
$r=0$	168.23***	157.75***	152.49***	132.79***	151.96***	172.88***	121.59**	117.71
$r \leq 1$	115.57***	103.90***	89.27**	78.54	100.29***	106.20***	76.95	88.80
$r \leq 2$	71.58**	68.64	59.16	53.07	63.31*	72.23**	49.13	63.88
$r \leq 3$	42.45*	38.21	32.11	34.87	38.52	43.36	30.30	42.92
$r \leq 4$	23.05	21.39	16.16	18.76	21.13	18.71	14.31	25.87
$r \leq 5$	8.95	9.07	5.41	5.76	5.15	8.98	6.44	12.52
Maximum Eigenvalue Statistics								
$r=0$	52.66***	53.84***	63.22***	54.25***	51.67***	66.68***	44.64**	44.50
$r < 1$	43.99***	35.26*	30.11	25.47	36.98*	33.98*	27.82	38.33
$r \leq 2$	29.14	30.43	27.05	18.20	24.79	28.87	18.83	32.12
$r \leq 3$	19.40	16.82	15.95	16.11	17.40	24.64	15.99	25.82
$r \leq 4$	14.10	12.32	10.75	13.00	15.97	9.73	7.87	19.39
$r \leq 5$	8.95	9.07	5.41	5.76	5.15	8.98	6.44	12.52

Notes: *** (**, *) denotes rejection of the hypothesis at the 1% (5%, 10%) level. The 0.05 critical values are based on the response surface coefficients from MacKinnon-Haug-Michelis (1999). The reported critical values assume for all countries but France no exogenous variables other than an intercept and a trend.

Table 5. Cointegration analysis of the restricted system

Country	Restricted cointegrating coefficients (standard error in parentheses)								
	y_t	o_t	r_t	Δp_t	e_t	m_t	c	trend	LR test
Canada:									
1st cointegrating vector	1	-	-0.021 (0.002)	-20.799 (4.367)	1.624 -0.33 (0.038)	-	-5.954	-0.016 (0.001)	$\chi^2(2) =$ 0.05 (0.97)
2nd cointegrating vector	-1	0.1814 (0.028)		-50.49 (9.273)	3.43 (0.693)	1	6.555	-0.023 (0.003)	
France	-1	-0.181 (0.0478)	-0.16 (0.0212)	-	-	1	5.560	-	$\chi^2(3) =$ 1.16 (0.76)
Germany	1	-	-0.075 (0.009)	36.10 (5.116)	0.18 (0.038)	-	-6.204	-0.008 (0.0004)	$\chi^2(2) =$ 2.43 (0.43)
Italy	-1	-	1.693 (0.542)	112.24 (25.807)	-	1	2.441	0.054 (0.016)	$\chi^2(3) =$ 2.19 (0.15)
Japan	1	0.262 (0.052)	-0.08 (0.017)	29.888 (5.612)	-	-	-13.05	-0.009 (0.0013)	$\chi^2(2) =$ 0.59 (0.74)
United Kingdom	-1	-	-	46.90 (5.961)	1.41 (0.207)	1	-3.298	0.001 (0.001)	$\chi^2(3) =$ 4.79 (0.19)
United States	1	0.16 (0.036)	-	-26.02 (3.191)	0.22 (0.059)	-	-8.511	-0.009 (0.0004)	$\chi^2(2) =$ 2.44 (0.30)

Table 6. Contemporaneous coefficients in the structural model.

	Canada	France	Germany	Italy	Japan	United Kingdom	United States
b ₁₁	0.022*** (0.0017)	0.021*** (0.0016)	0.025*** (0.0018)	0.017*** (0.0013)	0.025*** (0.0019)	0.0105*** (0.0008)	0.0177*** (0.0018)
b ₁₂	-0.009*** (0.0025)	-0.0021 (0.0023)	-0.0033 (0.0026)	0.0008 (0.0018)	0.0031 (0.0027)	0.0039*** (0.0011)	-0.0024 (0.0019)
b ₁₄	-0.008*** (0.0026)	0.0021 (0.0023)	-0.0070*** (0.0027)	-0.0035* (0.0019)	-0.0016 (0.0027)	-0.0048*** (0.0013)	-0.0016 (0.0019)
b ₂₂	0.694*** (0.0521)	0.684*** (0.0525)	0.370*** (0.0278)	0.781*** (0.0579)	0.103*** (0.0077)	0.732*** (0.0546)	0.636*** (0.0472)
b ₂₃	-0.107 (0.0684)	-0.023 (0.0739)	0.172*** (0.0410)	0.1166 (0.0822)	0.0013 (0.0109)	0.160** (0.0733)	0.0987 (0.0665)
b ₂₄	0.194** (0.0759)	0.194** (0.0758)	0.084* (0.0438)	0.0645 (0.0829)	0.008*** (0.0110)	0.336*** (0.0829)	-0.022 (0.0675)
b ₂₅	0.0986 (0.0701)	-0.173** (0.0782)	0.0508 (0.0437)	-0.035 (0.0831)	-0.0070 (0.0109)	-0.1789 (0.087)	-0.0407 (0.0671)
b ₂₆	-0.0771 (0.0782)	0.0810 (0.0797)	0.0230 (0.0446)	0.0933 (0.0834)	0.0164 (0.0111)	-0.038 (0.0886)	0.0840 (0.0680)
b ₃₃	0.0054*** (0.0004)	0.0037*** (0.0003)	0.0085*** (0.0006)	0.0064*** (0.0005)	0.0084 (0.0006)	0.0044*** (0.0003)	0.0052*** (0.0004)
b ₃₄	-0.00148 (0.0006)	-0.00005 (0.0004)	-0.006 (0.0010)	-0.0004 (0.0007)	-0.002 (0.0009)	0.00002 (0.0005)	0.0003 (0.0005)
b ₃₅	-0.00006 (0.0006)	-0.0007 (0.0004)	0.0016 (0.0011)	-0.0004 (0.0007)	-0.0003 (0.0009)	-0.00122 (0.0005)	0.0005 (0.0005)
b ₃₆	0.0012** (0.0006)	0.0002 (0.0004)	-0.0032*** (0.0011)	-0.00007 (0.0007)	0.0011 (0.0009)	-0.0016*** (0.0005)	0.0001 (0.0005)
b ₄₄	0.004*** (0.0003)	0.003*** (0.0002)	0.004*** (0.0003)	0.003*** (0.0003)	0.003*** (0.0003)	0.005*** (0.0004)	0.002*** (0.0002)
b ₄₅	0.0001 (0.0004)	0.0003 (0.0003)	-0.0001 (0.0004)	-0.0001 (0.0004)	-0.0002 (0.0004)	-0.0009* (0.0005)	-0.0001 (0.0002)
b ₄₆	0.002*** (0.0004)	0.001*** (0.0004)	0.002*** (0.0004)	0.001** (0.0004)	-0.001*** (0.0004)	0.0004 (0.0005)	0.002*** (0.00030)
b ₅₅	0.025*** (0.0018)	0.057*** (0.0044)	0.055*** (0.0041)	0.052*** (0.0038)	0.063*** (0.0047)	0.043*** (0.0032)	0.054*** (0.0040)
b ₅₆	-0.00004 (0.0026)	-0.0041 (0.0062)	-0.0037 (0.0059)	-0.001 (0.0054)	0.0014 (0.0067)	-0.007 (0.0045)	0.0071 (0.0057)
b ₆₆	0.133*** (0.0100)	0.138*** (0.0106)	0.130*** (0.0097)	0.142*** (0.0105)	0.129*** (0.0097)	0.135*** (0.0101)	0.138*** (0.0103)
Log-likelihood tests for over-identification.							
	$\chi^2(3)=$ 1.46 (0.48)	$\chi^2(3)=$ 1.77 (0.41)	$\chi^2(3)=$ 0.11 (0.95)	$\chi^2(3)=$ 3.32 (0.19)	$\chi^2(3)=$ 3.32 (0.19)	$\chi^2(3)=$ 1.04 (0.59)	$\chi^2(3)=$ 3.27 (0.19)

Notes: Coefficients represent our identification scheme, see equation (27). *** (**, *) denotes significance of the coefficient at the 1% (5%, 10%) level. Values in parentheses represent, respectively, standard errors of the contemporaneous coefficients and p-values for log-likelihood tests.

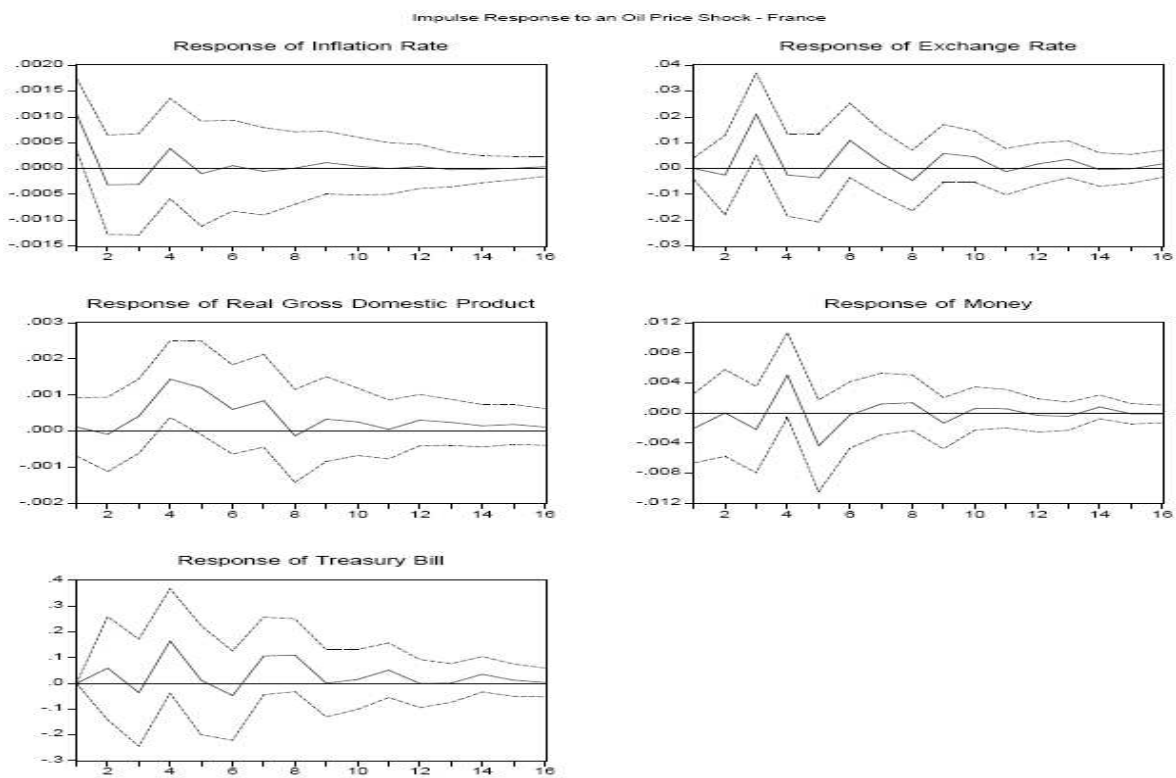
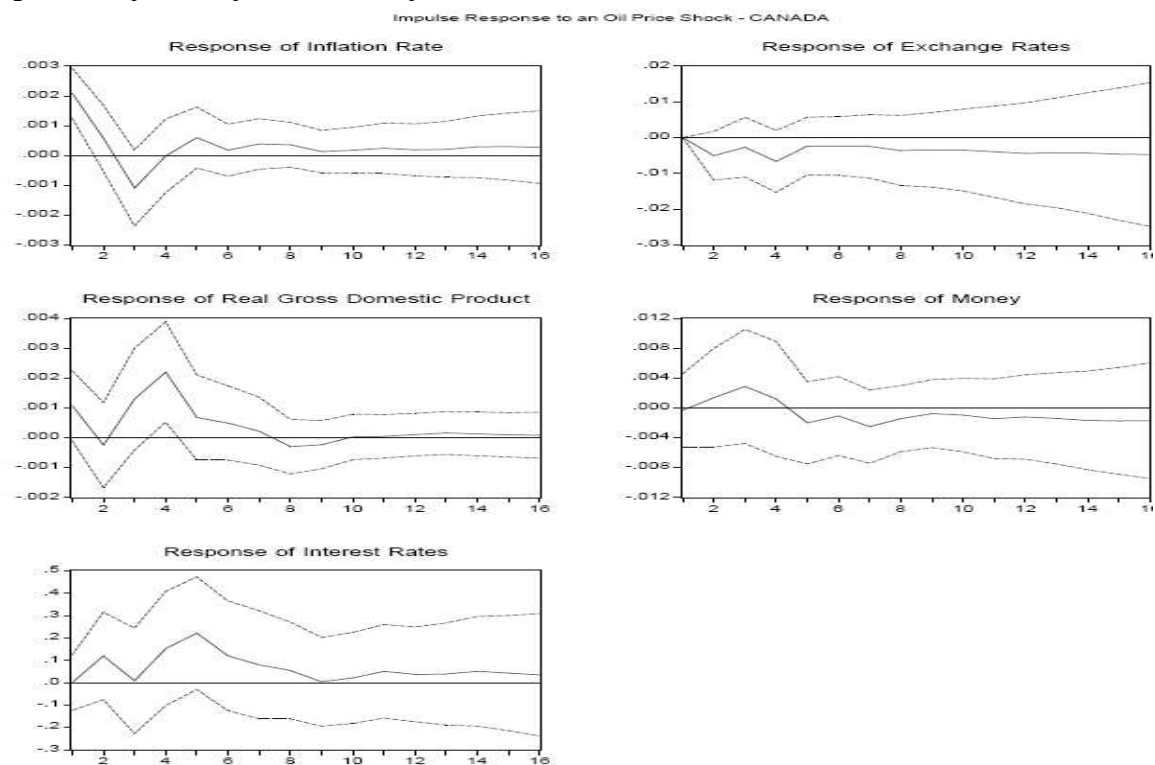
Table 7. SVECM estimation, goodness of fit and system evaluation.

			REAL GDP	OIL PRICES	T-BILL INTEREST RATE	INFLATION RATE	EXCHANGE RATE	MONETARY AGGREGATE (m-p)	SVECM
	Lag-length								
Canada	3	R^2 RSS σ F-statistic Log Likelihood AR 1 - 4 test (F-test) LM statistics (4)	62.35% 0.002 0.006 4.42 348.16 3.045**	34.44% 1.140 0.133 1.40 67.63	63.14% 34.322 0.732 4.57 -83.88	64.31% 0.001 0.004 4.81 373.63	33.33% 0.038 0.024 1.33 218.68	34.64% 0.042 0.026 1.41 214.74	
France	4	R^2 RSS σ F-statistic Log Likelihood AR 1 - 4 test (F-test) LM statistics (4)	63.33% 0.001 0.004 3.27 371.85 0.02	37.24% 1.054 0.138 1.13 65.95	35.41% 29.904 0.737 1.04 -76.21	62.91% 0.001 0.003 3.22 380.32	40.97% 0.178 0.057 1.32 141.56	90.10% 0.025 0.021 17.26 224.81	
Germany	4	R^2 RSS σ F-statistic Log Likelihood AR 1 - 4 test (F-test) LM statistics (4)	48.13% 0.007 0.011 1.89 293.43 1.42	42.62% 0.998 0.130 1.51 73.56	54.47% 10.427 0.420 2.43 -30.87	77.91% 0.001 0.004 7.17 380.35	43.11% 0.181 0.055 1.54 149.45	85.70% 0.039 0.026 12.19 217.43	
				0.55	0.37	0.24	1.22	0.51	34.46

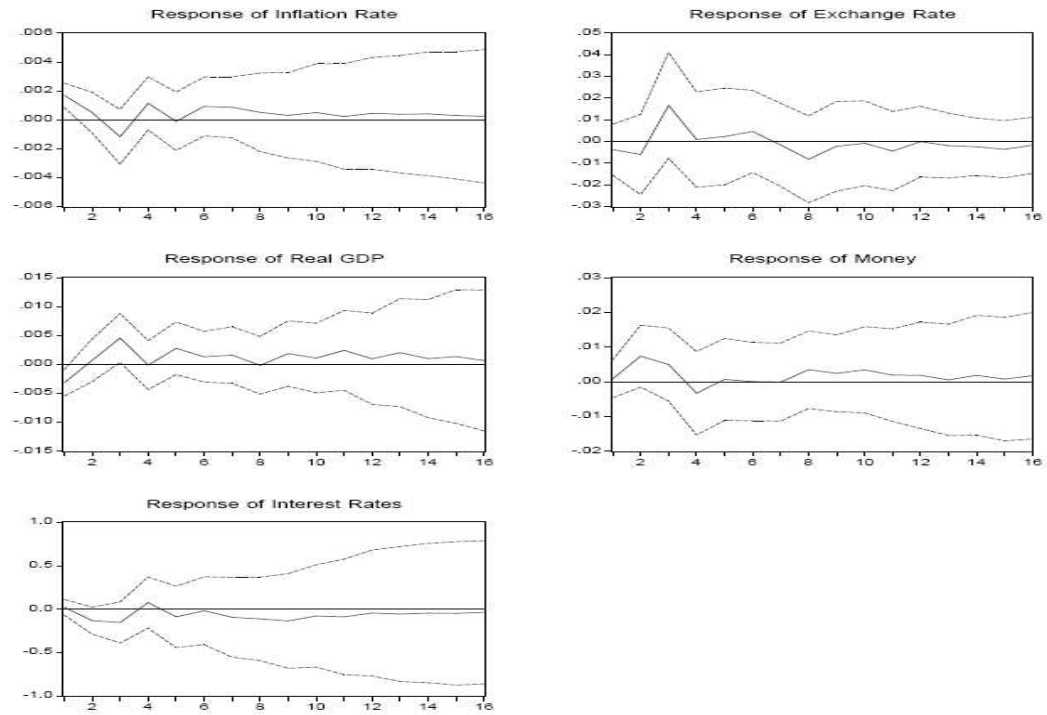
Italy	3	R^2 RSS σ <i>F</i> -statistic Log Likelihood AR 1 - 4 test (<i>F</i> -test) LM statistics (4)	26.33% 0.003 0.006 1.04 343.76 0.48	22.83% 1.351 0.142 0.86 62.43 0.64	26.77% 42.635 0.798 1.06 -94.63 1.99	64.53% 0.001 0.004 5.30 397.60 1.25	42.95% 0.180 0.052 2.19 154.14 0.58	94.14% 0.022 0.018 46.79 250.74 1.15	34.17
Japan	2	R^2 RSS σ <i>F</i> -statistic Log Likelihood AR 1 - 4 test (<i>F</i> -test) LM statistics (4)	17.33% 0.005 0.009 0.94 305.37 1.30	30.51% 1.194 0.129 1.98 65.55 2.32*	74.88% 0.795 0.105 13.41 83.67 1.07	89.86% 0.001 0.004 39.86 384.01 0.74	22.95% 0.287 0.063 1.34 129.08 0.21	33.48% 0.049 0.026 2.26 208.09 1.64	27.94
United Kingdom	3	R^2 RSS σ <i>F</i> -statistic Log Likelihood AR 1 - 4 test (<i>F</i> -test) LM statistics (4)	42.21% 0.002 0.005 2.22 365.07 0.94	30.21% 1.221 0.135 1.32 65.81 1.67	28.85% 48.058 0.847 1.23 -99.47 0.86	88.51% 0.002 0.005 23.47 364.69 0.60	51.65% 0.124 0.043 3.25 168.58 1.00	42.33% 0.010 0.012 2.24 281.04 0.86	28.30
United States	2	R^2 RSS σ <i>F</i> -statistic Log Likelihood AR 1 - 4 test (<i>F</i> -test) LM statistics (4)	54.33% 0.002 0.005 5.50 358.60 0.30	17.86% 1.439 0.139 1.01 59.58 0.45	44.08% 31.471 0.652 3.65 -80.81 1.22	61.63% 0.001 0.003 7.43 402.10 2.37*	27.63% 0.217 0.054 1.77 145.68 1.42	29.57% 0.025 0.018 1.94 243.74 1.43	23.95

See notes to table 3.

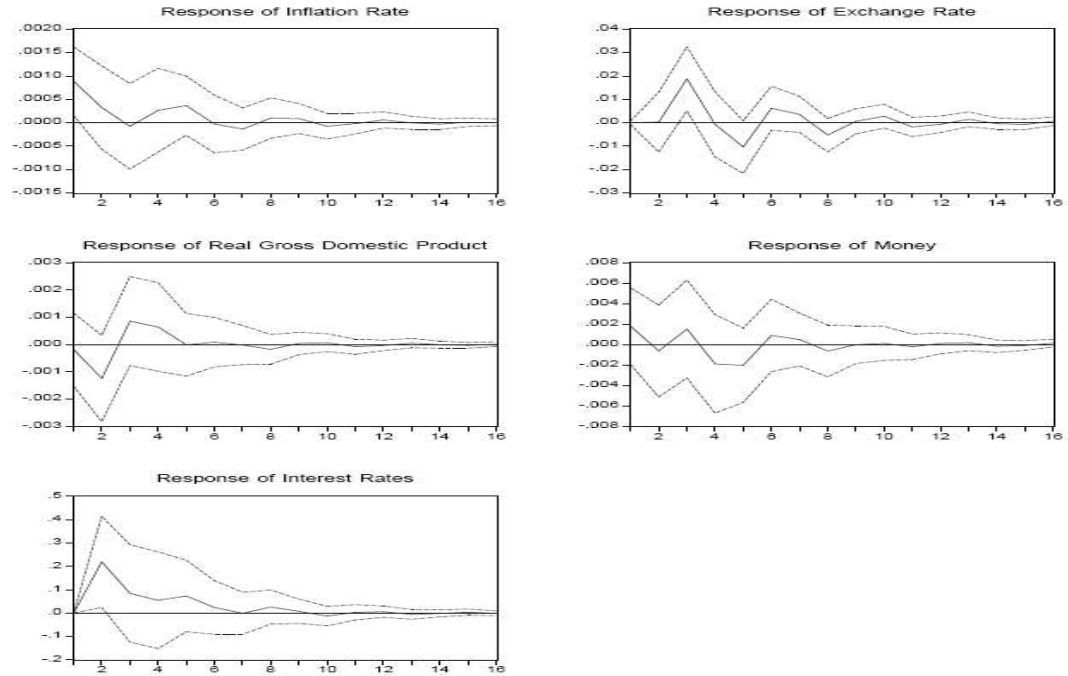
Figure 1. Impulse response to an oil price shock



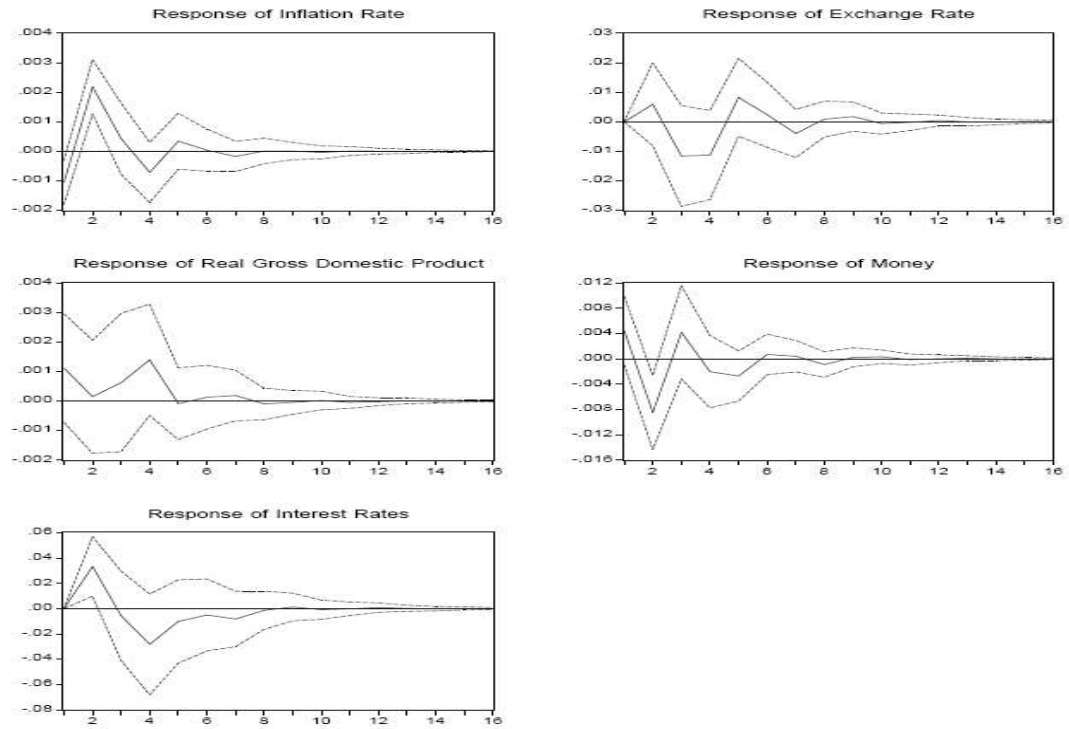
Impulse Response to an Oil Price Shock - Germany



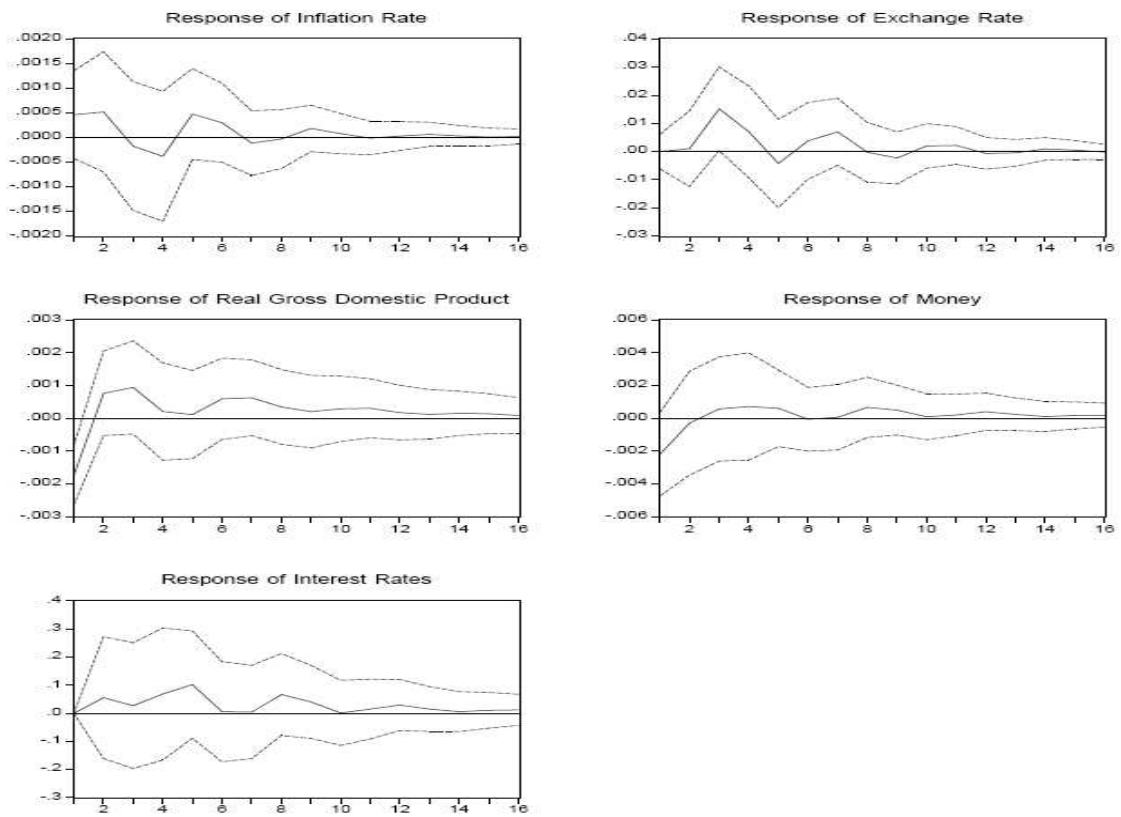
Impulse Response to an Oil Price Shock Italy



Impulse Response to an Oil Price Shock - Japan



Impulse Response to an Oil Price Shock - United Kingdom



Impulse Response to an Oil Price Shock - United States

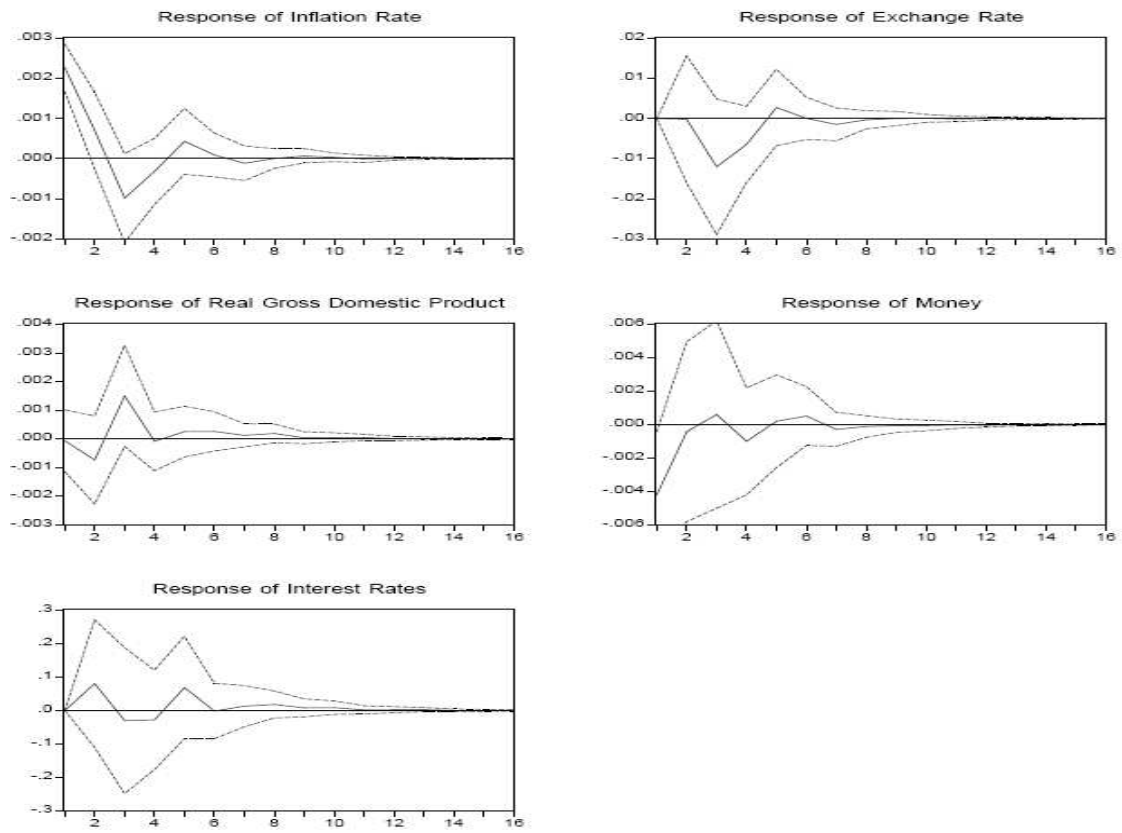
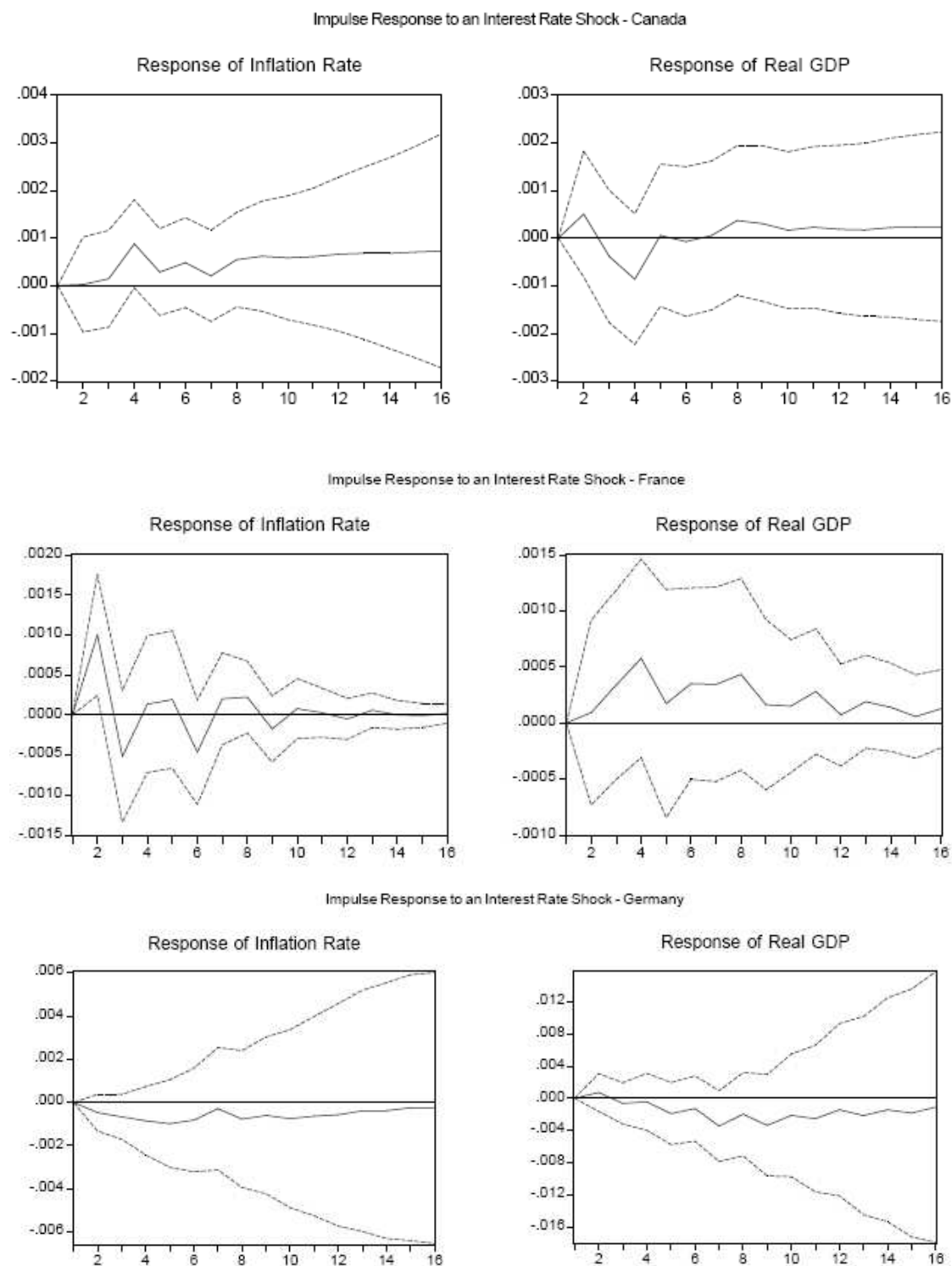
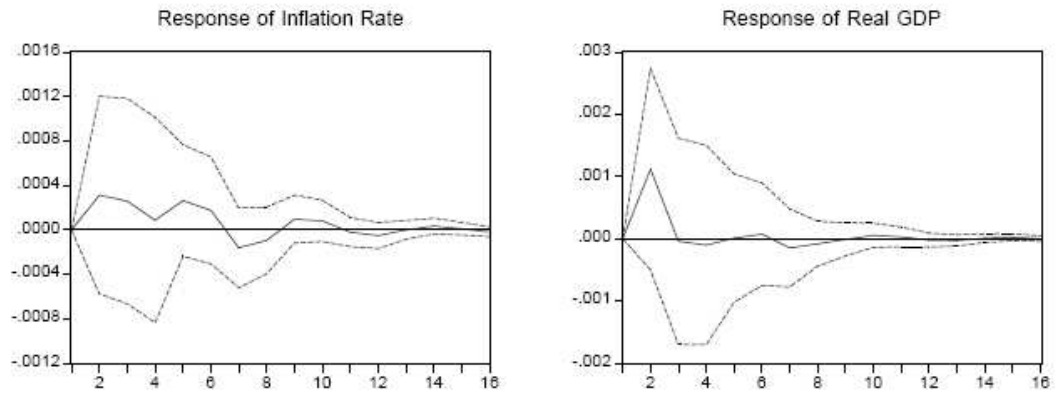


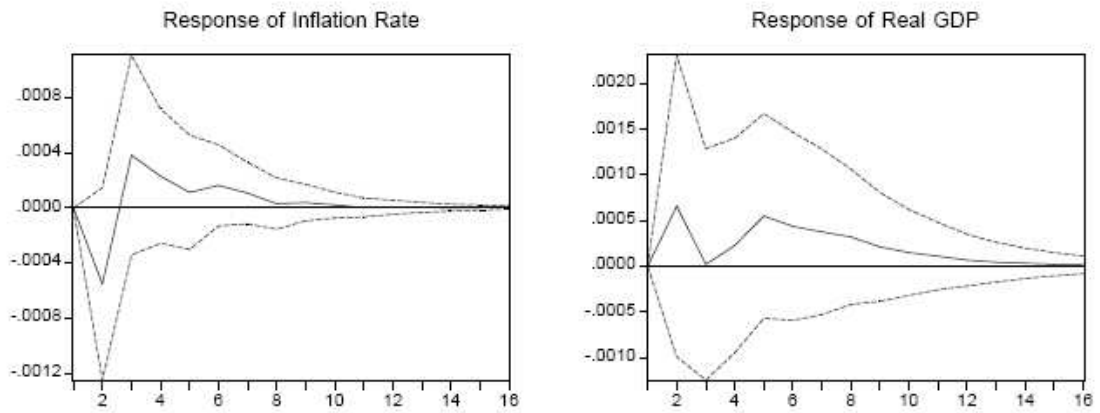
Figure 2. Impulse responses to a monetary policy shock.



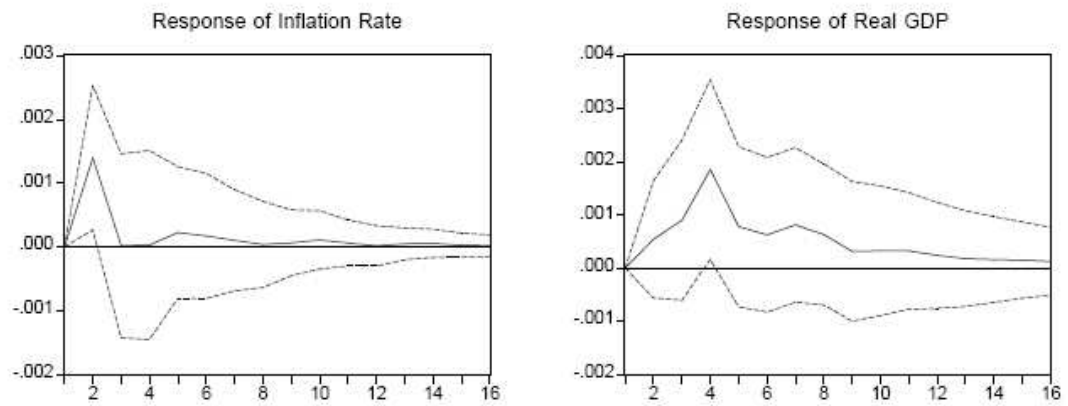
Impulse Response to an Interest Rate Shock - Italy



Impulse Response to an Interest Rate Shock - Japan



Impulse Response to an Interest Rate Shock - United Kingdom



Impulse Response to an Interest Rate Shock - United States

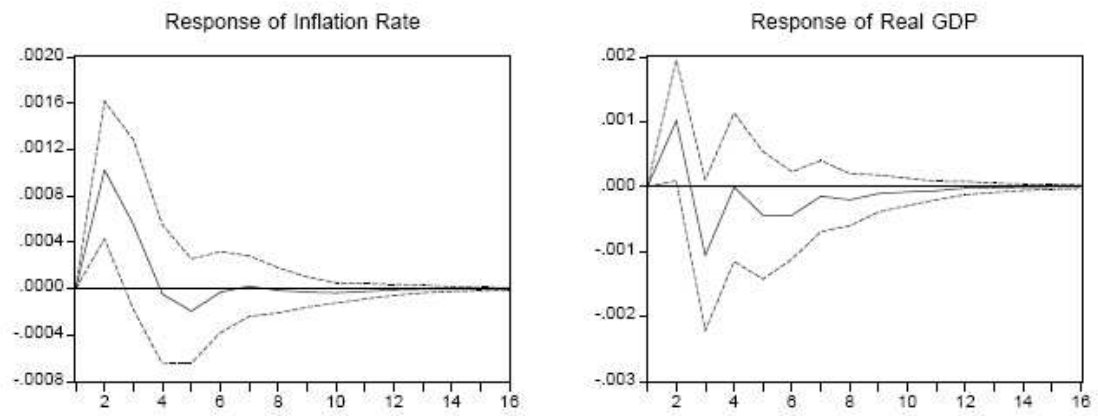
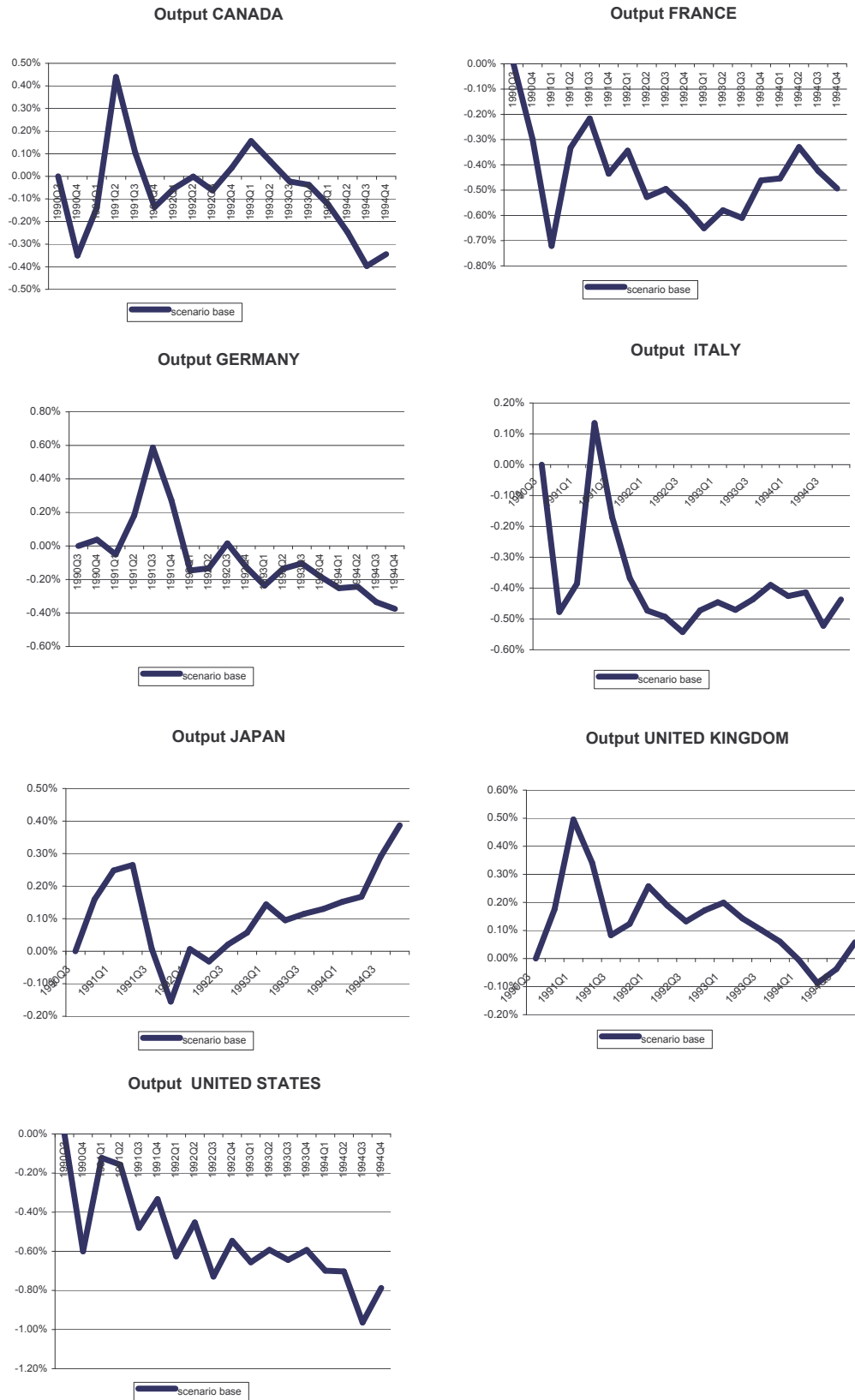
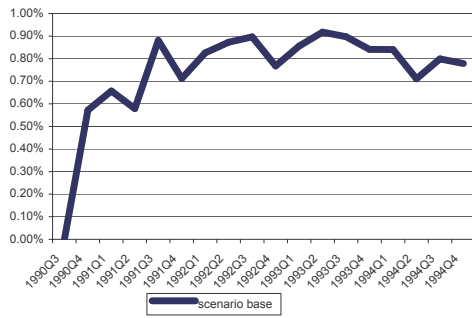


Figure 3. Response to the 1990 Oil Price Shock:
a) The effect on output.

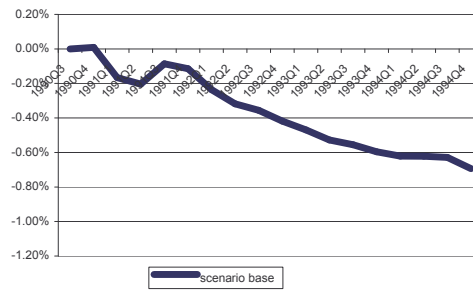


b) The effect on prices.

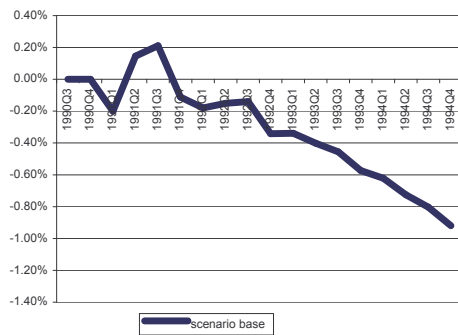
Prices CANADA



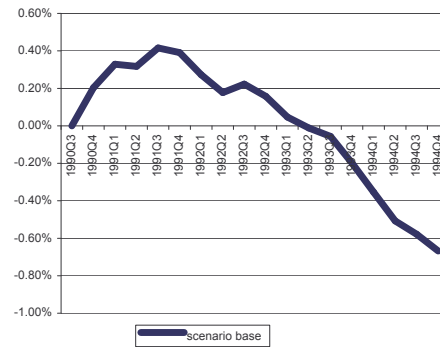
Prices FRANCE



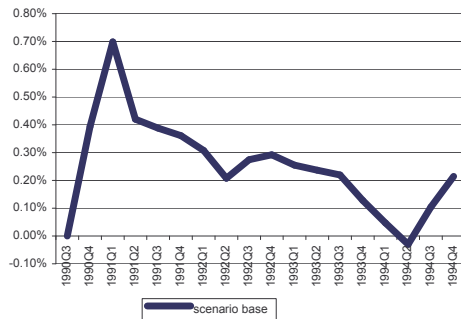
Prices GERMANY



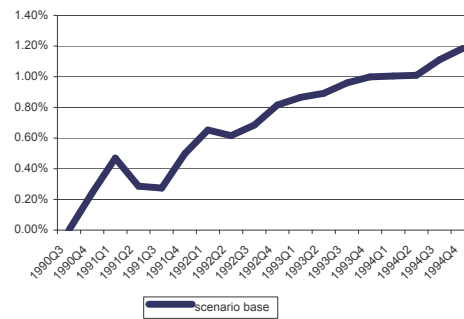
Prices ITALY



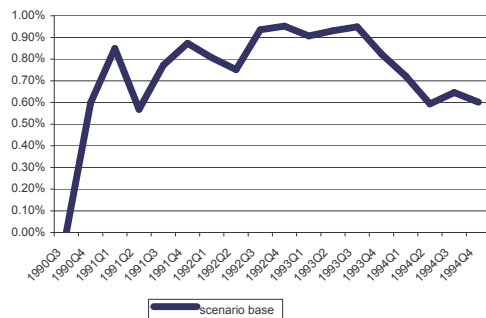
Prices JAPAN



Prices UNITED KINGDOM

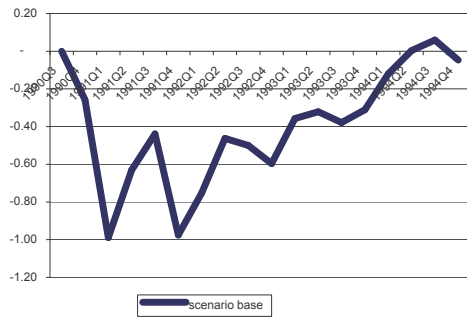


Prices UNITED STATES

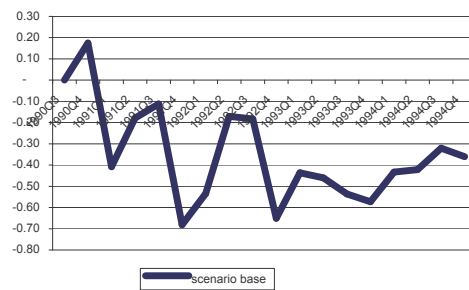


c) The effect on interest rates.

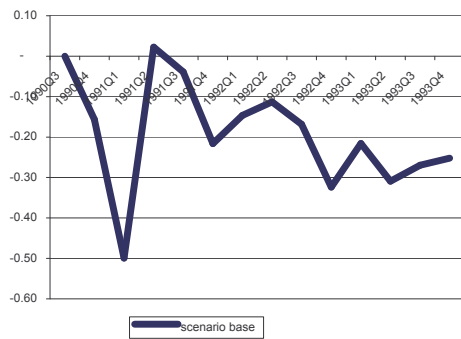
Interest Rates CANADA



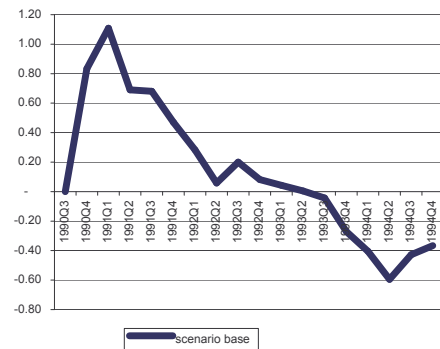
Interest Rates FRANCE



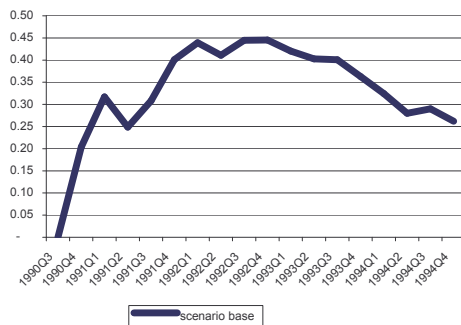
Interest Rates GERMANY



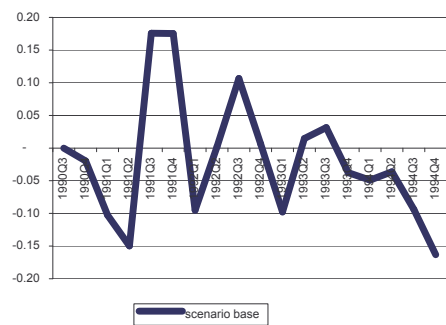
Interest Rates ITALY



Interest Rates JAPAN



Interest Rates UNITED KINGDOM



Interest Rates UNITED STATES

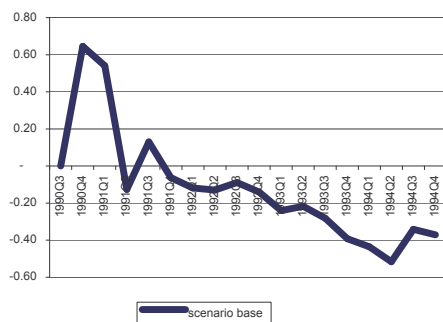
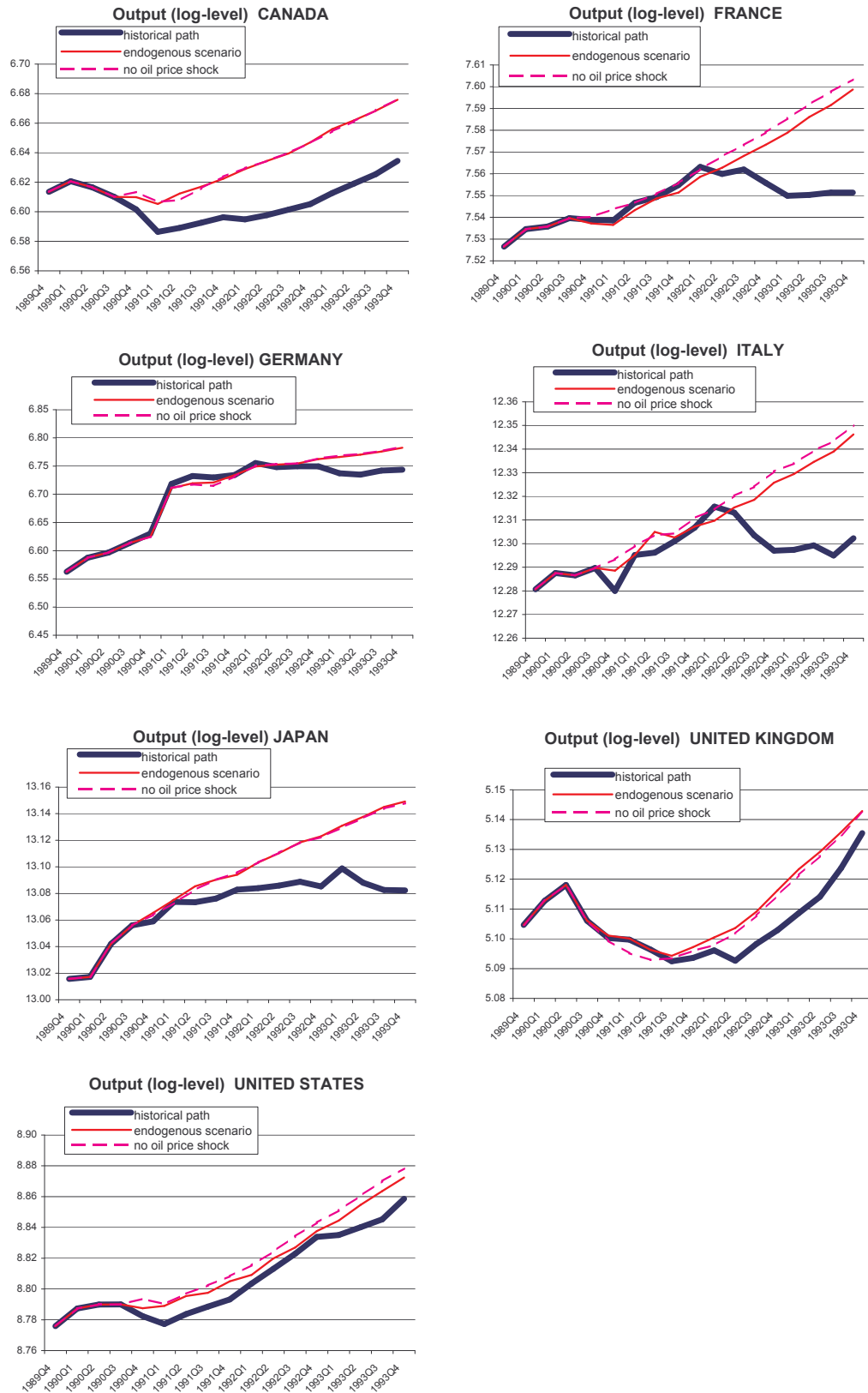
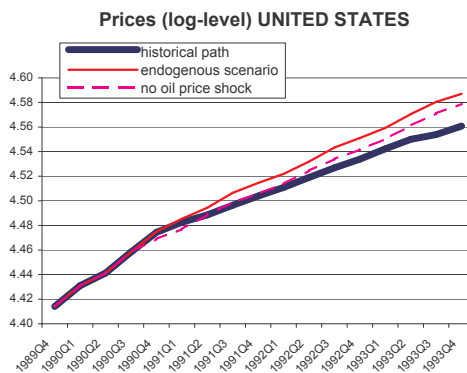
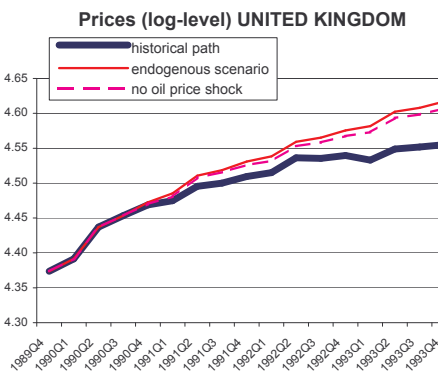
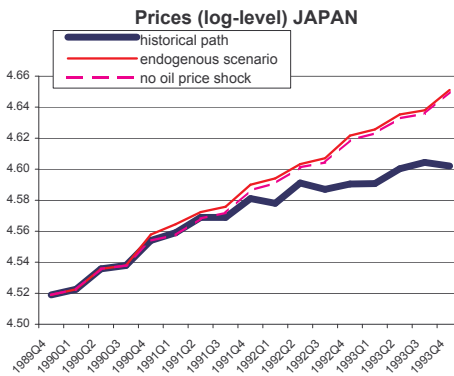
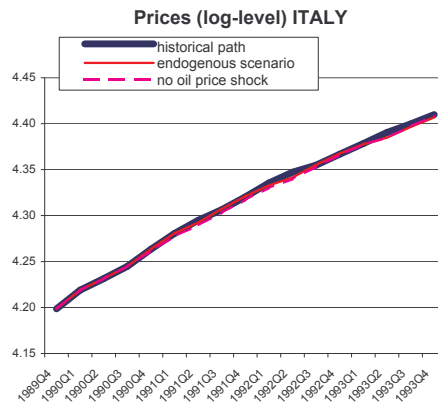
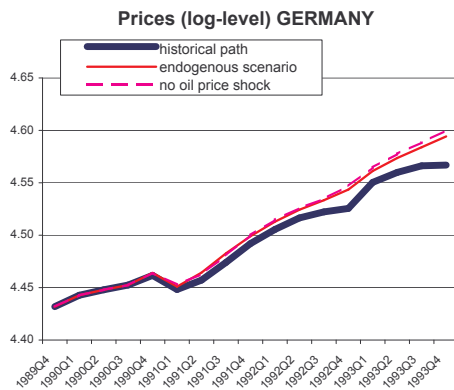
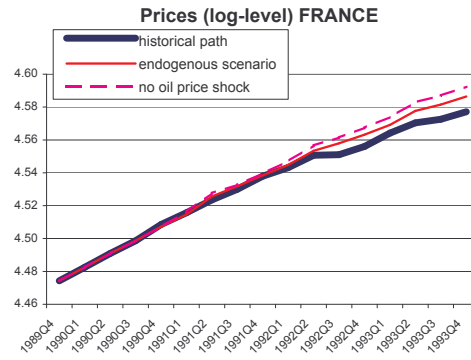
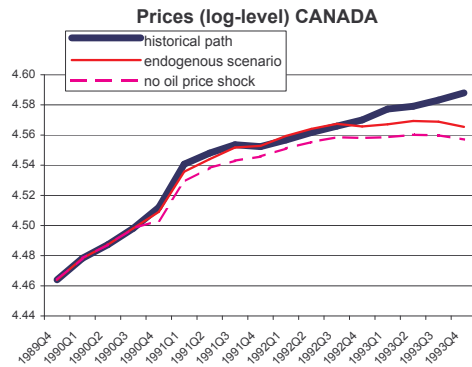


Figure 4: Simulation of the 1990 Oil Price Shock:
a) Effect of the oil shock on output.



b) Effect of the oil shock on prices.



c) The effect on interest rates.

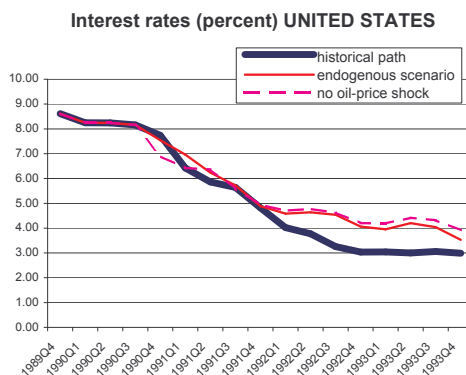
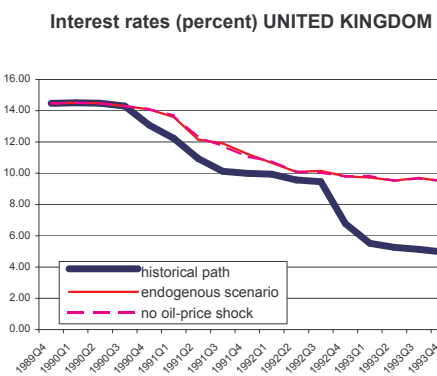
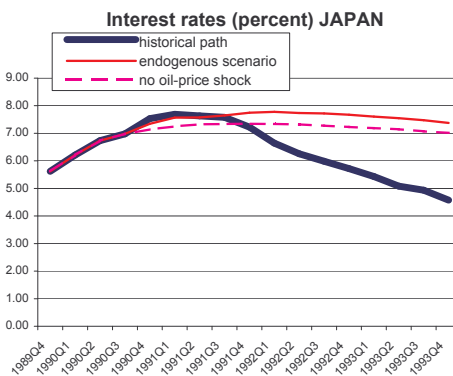
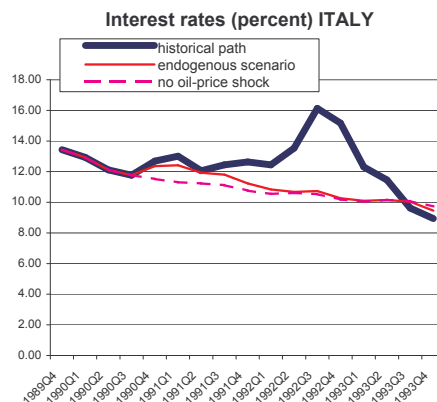
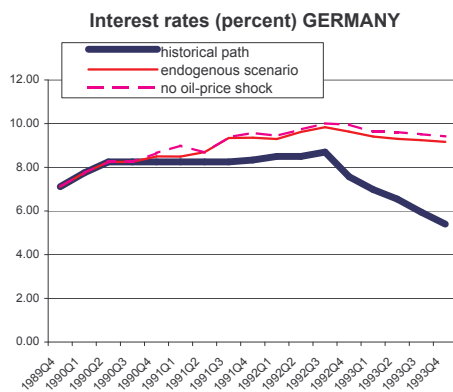
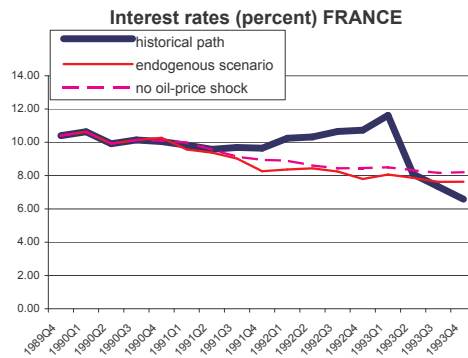
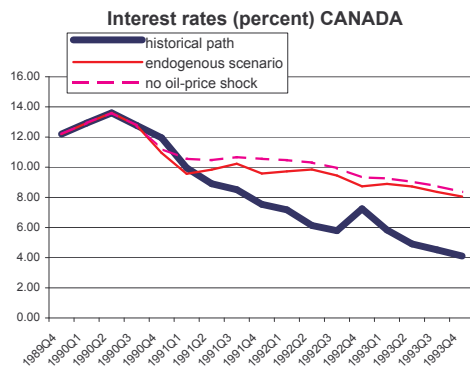
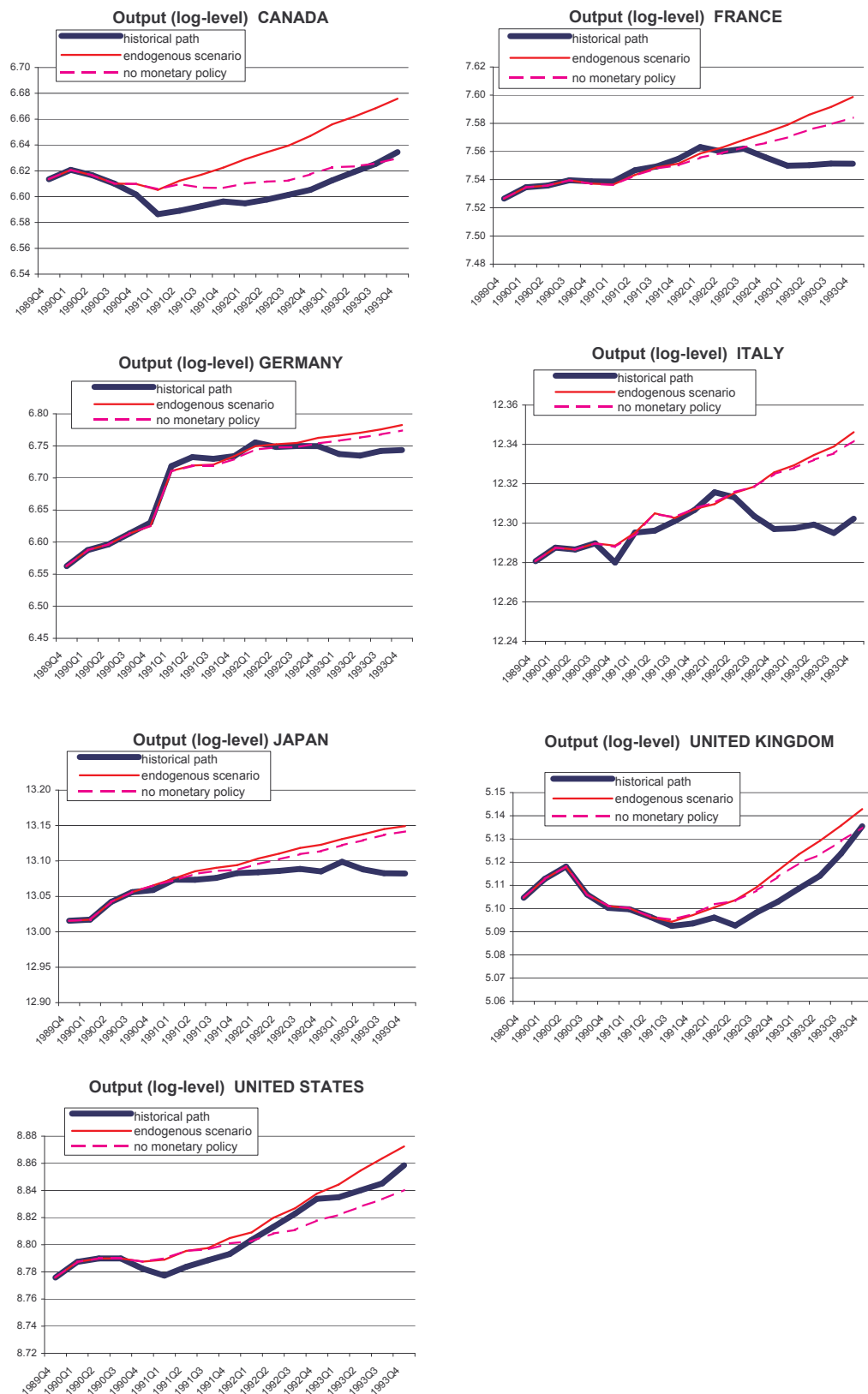
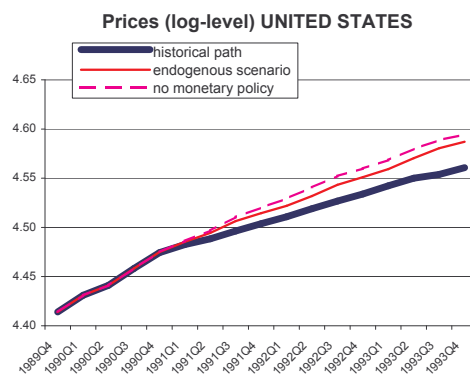
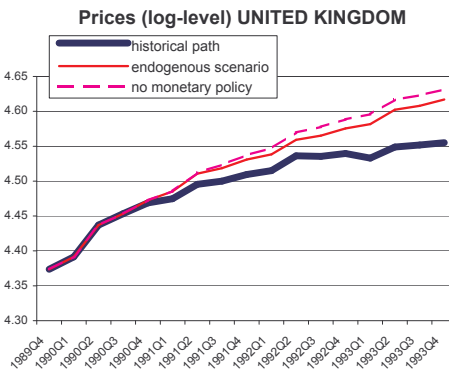
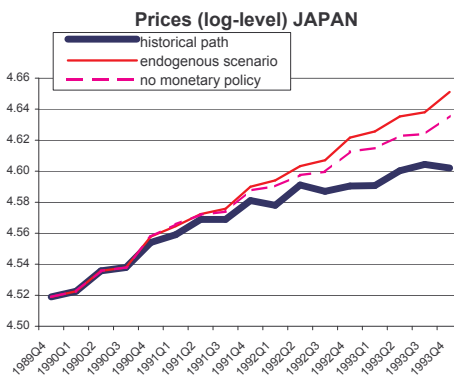
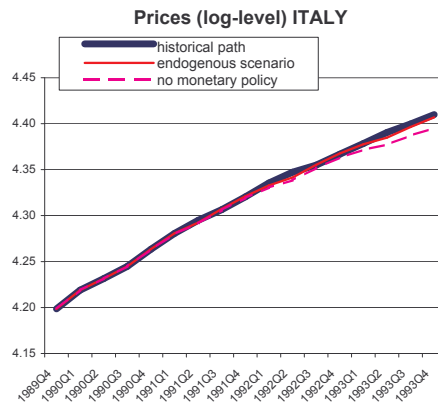
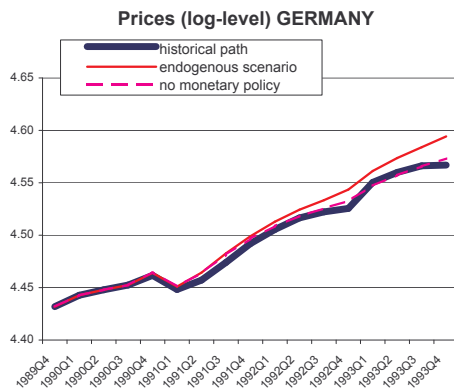
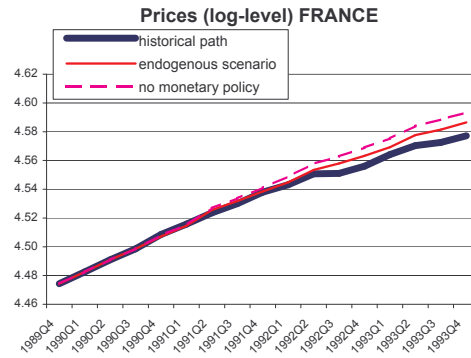
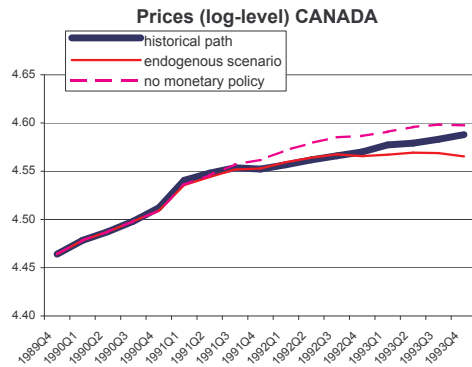


Figure 5: Simulation of the 1990 Oil Price Shock: the Monetary Response.

a) Output Level.



b) Price Level;



c) Interest Rates.

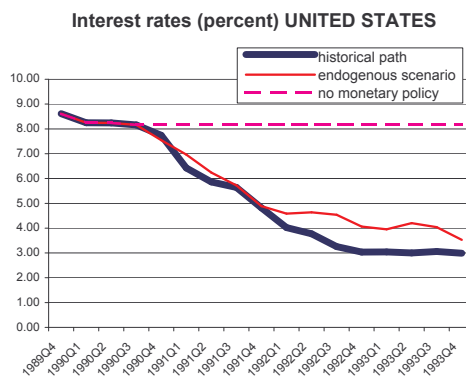
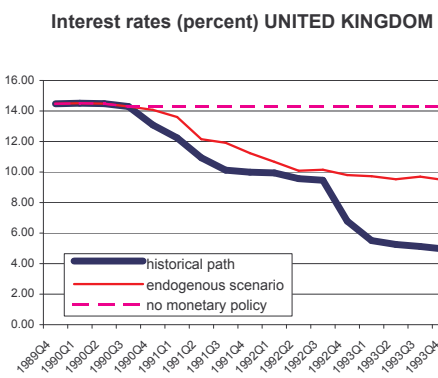
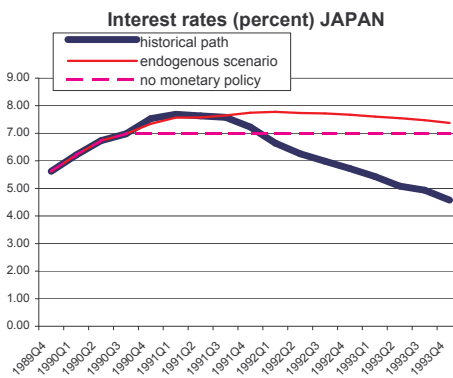
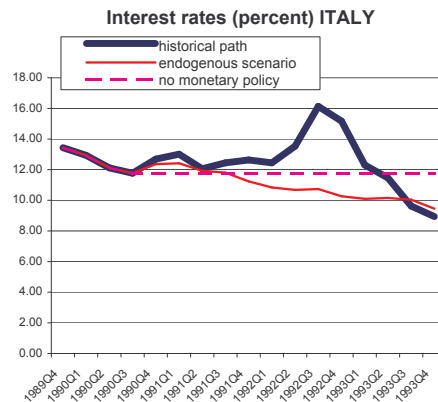
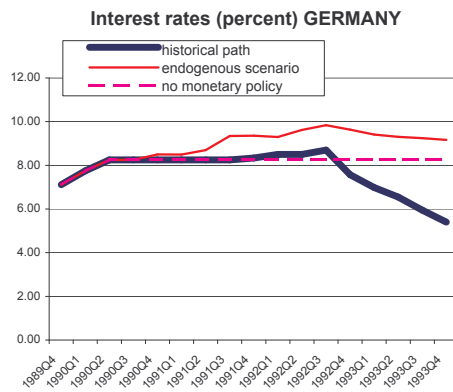
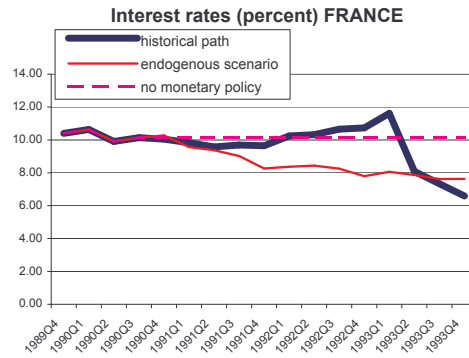
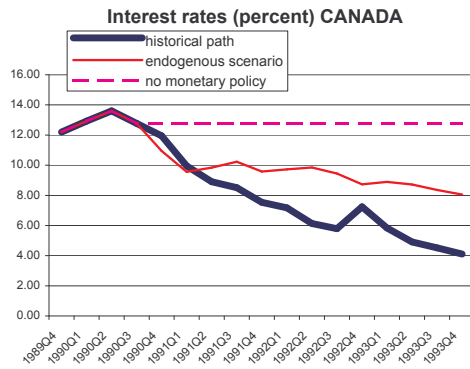


Table 8: Simulation of the 1990 Oil Price Shock.

a) Response of output (real GDP)*.

	Canada	France	Germany	Italy	Japan	United Kingdom	United States
Total Impact							
after 1 quarter	-0.35%	-0.30%	0.04%	-0.48%	0.16%	0.18%	-0.60%
4 quarters	0.10%	-0.22%	0.59%	-0.17%	0.01%	0.08%	-0.48%
average 12 quarters	-0.08%	-0.41%	0.13%	-0.41%	0.08%	0.12%	-0.61%
Impact assuming no monetary policy intervention							
after 1 quarter	-0.32%	-0.26%	0.04%	-0.48%	0.18%	0.18%	-0.63%
4 quarters	-0.36%	-0.26%	0.31%	-0.22%	-0.38%	0.11%	-0.34%
average 12 quarters	-0.21%	-0.37%	0.12%	-0.22%	-0.16%	0.20%	-0.54%

b) Response of prices*.

	Canada	France	Germany	Italy	Japan	United Kingdom	United States
Total Impact							
after 1 quarter	0.57%	0.01%	0.00%	0.20%	0.39%	0.24%	0.60%
4 quarters	0.88%	-0.09%	0.21%	0.42%	0.39%	0.50%	0.77%
average 12 quarters	0.81%	-0.25%	-0.10%	0.20%	0.32%	0.54%	0.81%
Impact assuming no monetary policy intervention							
after 1 quarter	0.54%	0.02%	0.00%	0.20%	0.43%	0.24%	0.56%
4 quarters	0.71%	0.00%	-0.01%	0.59%	0.42%	0.47%	0.63%
average 12 quarters	0.77%	-0.10%	0.01%	0.54%	0.29%	0.60%	0.53%

c) Response of interest rates**.

	Canada	France	Germany	Italy	Japan	United Kingdom	United States
Total Impact							
after 1 quarter	-0.26	0.17	-0.16	0.83	0.20	-0.02	0.65
4 quarters	-0.44	-0.11	-0.04	0.68	0.31	0.18	0.13
average 12 quarters	-0.39	-0.16	-0.16	0.42	0.34	0.07	0.10

* percentage points

** basis points

NOTE DI LAVORO DELLA FONDAZIONE ENI ENRICO MATTEI

Fondazione Eni Enrico Mattei Working Paper Series

Our Note di Lavoro are available on the Internet at the following addresses:

<http://www.feem.it/Feem/Pub/Publications/WPapers/default.html>

<http://www.ssrn.com/link/feem.html>

<http://www.repec.org>

NOTE DI LAVORO PUBLISHED IN 2004

IEM	1.2004	Anil MARKANDYA, Suzette PEDROSO and Alexander GOLUB: <u>Empirical Analysis of National Income and So2 Emissions in Selected European Countries</u>
ETA	2.2004	Masahisa FUJITA and Shlomo WEBER: <u>Strategic Immigration Policies and Welfare in Heterogeneous Countries</u>
PRA	3.2004	Adolfo DI CARLUCCIO, Giovanni FERRI, Cecilia FRALE and Ottavio RICCHI: <u>Do Privatizations Boost Household Shareholding? Evidence from Italy</u>
ETA	4.2004	Victor GINSBURGH and Shlomo WEBER: <u>Languages Disenfranchisement in the European Union</u>
ETA	5.2004	Romano PIRAS: <u>Growth, Congestion of Public Goods, and Second-Best Optimal Policy</u>
CCMP	6.2004	Herman R.J. VOLLEBERGH: <u>Lessons from the Polder: Is Dutch CO2-Taxation Optimal</u>
PRA	7.2004	Sandro BRUSCO, Giuseppe LOPOMO and S. VISWANATHAN (lxv): <u>Merger Mechanisms</u>
PRA	8.2004	Wolfgang AUSENNEGG, Pegaret PICHLER and Alex STOMPER (lxv): <u>IPO Pricing with Bookbuilding, and a When-Issued Market</u>
PRA	9.2004	Pegaret PICHLER and Alex STOMPER (lxv): <u>Primary Market Design: Direct Mechanisms and Markets</u>
PRA	10.2004	Florian ENGLMAIER, Pablo GUILLEN, Loreto LLORENTE, Sander ONDERSTAL and Rupert SAUSGRUBER (lxv): <u>The Chopstick Auction: A Study of the Exposure Problem in Multi-Unit Auctions</u>
PRA	11.2004	Bjarne BRENDSTRUP and Harry J. PAARSCH (lxv): <u>Nonparametric Identification and Estimation of Multi-Unit, Sequential, Oral, Ascending-Price Auctions With Asymmetric Bidders</u>
PRA	12.2004	Ohad KADAN (lxv): <u>Equilibrium in the Two Player, k-Double Auction with Affiliated Private Values</u>
PRA	13.2004	Maarten C.W. JANSSEN (lxv): <u>Auctions as Coordination Devices</u>
PRA	14.2004	Gadi FIBICH, Arie GAVIOUS and Aner SELA (lxv): <u>All-Pay Auctions with Weakly Risk-Averse Buyers</u>
PRA	15.2004	Orly SADE, Charles SCHNITZLEIN and Jaime F. ZENDER (lxv): <u>Competition and Cooperation in Divisible Good Auctions: An Experimental Examination</u>
PRA	16.2004	Marta STRYSZOWSKA (lxv): <u>Late and Multiple Bidding in Competing Second Price Internet Auctions</u>
CCMP	17.2004	Slim Ben YOUSSEF: <u>R&D in Cleaner Technology and International Trade</u>
NRM	18.2004	Angelo ANTOCI, Simone BORGHESI and Paolo RUSSU (lxvi): <u>Biodiversity and Economic Growth: Stabilization Versus Preservation of the Ecological Dynamics</u>
SIEV	19.2004	Anna ALBERINI, Paolo ROSATO, Alberto LONGO and Valentina ZANATTA: <u>Information and Willingness to Pay in a Contingent Valuation Study: The Value of S. Erasmo in the Lagoon of Venice</u>
NRM	20.2004	Guido CANDELA and Roberto CELLINI (lxvii): <u>Investment in Tourism Market: A Dynamic Model of Differentiated Oligopoly</u>
NRM	21.2004	Jacqueline M. HAMILTON (lxvii): <u>Climate and the Destination Choice of German Tourists</u>
NRM	22.2004	Javier Rey-MAQUIEIRA PALMER, Javier LOZANO IBÁÑEZ and Carlos Mario GÓMEZ GÓMEZ (lxvii): <u>Land, Environmental Externalities and Tourism Development</u>
NRM	23.2004	Pius ODUNGA and Henk FOLMER (lxvii): <u>Profiling Tourists for Balanced Utilization of Tourism-Based Resources in Kenya</u>
NRM	24.2004	Jean-Jacques NOWAK, Mondher SAHLI and Pasquale M. SGRO (lxvii): <u>Tourism, Trade and Domestic Welfare</u>
NRM	25.2004	Riaz SHAREEF (lxvii): <u>Country Risk Ratings of Small Island Tourism Economies</u>
NRM	26.2004	Juan Luis EUGENIO-MARTÍN, Noelia MARTÍN MORALES and Riccardo SCARPA (lxvii): <u>Tourism and Economic Growth in Latin American Countries: A Panel Data Approach</u>
NRM	27.2004	Raúl Hernández MARTÍN (lxvii): <u>Impact of Tourism Consumption on GDP. The Role of Imports</u>
CSRM	28.2004	Nicoletta FERRO: <u>Cross-Country Ethical Dilemmas in Business: A Descriptive Framework</u>
NRM	29.2004	Marian WEBER (lxvi): <u>Assessing the Effectiveness of Tradable Landuse Rights for Biodiversity Conservation: an Application to Canada's Boreal Mixedwood Forest</u>
NRM	30.2004	Trond BJORN DAL, Phoebe KOUNDOURI and Sean PASCOE (lxvi): <u>Output Substitution in Multi-Species Trawl Fisheries: Implications for Quota Setting</u>
CCMP	31.2004	Marzio GALEOTTI, Alessandra GORIA, Paolo MOMBRINI and Evi SPANTIDAKI: <u>Weather Impacts on Natural, Social and Economic Systems (WISE) Part I: Sectoral Analysis of Climate Impacts in Italy</u>
CCMP	32.2004	Marzio GALEOTTI, Alessandra GORIA, Paolo MOMBRINI and Evi SPANTIDAKI: <u>Weather Impacts on Natural, Social and Economic Systems (WISE) Part II: Individual Perception of Climate Extremes in Italy</u>
CTN	33.2004	Wilson PEREZ: <u>Divide and Conquer: Noisy Communication in Networks, Power, and Wealth Distribution</u>
KTHC	34.2004	Gianmarco I.P. OTTAVIANO and Giovanni PERI (lxviii): <u>The Economic Value of Cultural Diversity: Evidence from US Cities</u>
KTHC	35.2004	Linda CHAIB (lxviii): <u>Immigration and Local Urban Participatory Democracy: A Boston-Paris Comparison</u>

KTHC	36.2004	<i>Franca ECKERT COEN and Claudio ROSSI (Ixviii): <u>Foreigners, Immigrants, Host Cities: The Policies of Multi-Ethnicity in Rome. Reading Governance in a Local Context</u></i>
KTHC	37.2004	<i>Kristine CRANE (Ixviii): <u>Governing Migration: Immigrant Groups' Strategies in Three Italian Cities – Rome, Naples and Bari</u></i>
KTHC	38.2004	<i>Kiflemariam HAMDE (Ixviii): <u>Mind in Africa, Body in Europe: The Struggle for Maintaining and Transforming Cultural Identity - A Note from the Experience of Eritrean Immigrants in Stockholm</u></i>
ETA	39.2004	<i>Alberto CAVALIERE: <u>Price Competition with Information Disparities in a Vertically Differentiated Duopoly</u></i>
PRA	40.2004	<i>Andrea BIGANO and Stef PROOST: <u>The Opening of the European Electricity Market and Environmental Policy: Does the Degree of Competition Matter?</u></i>
CCMP	41.2004	<i>Micheal FINUS (Ixix): <u>International Cooperation to Resolve International Pollution Problems</u></i>
KTHC	42.2004	<i>Francesco CRESPI: <u>Notes on the Determinants of Innovation: A Multi-Perspective Analysis</u></i>
CTN	43.2004	<i>Sergio CURRARINI and Marco MARINI: <u>Coalition Formation in Games without Synergies</u></i>
CTN	44.2004	<i>Marc ESCRIHUELA-VILLAR: <u>Cartel Sustainability and Cartel Stability</u></i>
NRM	45.2004	<i>Sebastian BERVOETS and Nicolas GRAVEL (Ixvi): <u>Appraising Diversity with an Ordinal Notion of Similarity: An Axiomatic Approach</u></i>
NRM	46.2004	<i>Signe ANTHON and Bo JELLES MARK THORSEN (Ixvi): <u>Optimal Afforestation Contracts with Asymmetric Information on Private Environmental Benefits</u></i>
NRM	47.2004	<i>John MBURU (Ixvi): <u>Wildlife Conservation and Management in Kenya: Towards a Co-management Approach</u></i>
NRM	48.2004	<i>Ekin BIROL, Ágnes GYÓVAI and Melinda SMALE (Ixvi): <u>Using a Choice Experiment to Value Agricultural Biodiversity on Hungarian Small Farms: Agri-Environmental Policies in a Transition al Economy</u></i>
CCMP	49.2004	<i>Gernot KLEPPER and Sonja PETERSON: <u>The EU Emissions Trading Scheme. Allowance Prices, Trade Flows, Competitiveness Effects</u></i>
GG	50.2004	<i>Scott BARRETT and Michael HOEL: <u>Optimal Disease Eradication</u></i>
CTN	51.2004	<i>Dinko DIMITROV, Peter BORM, Ruud HENDRICKX and Shao CHIN SUNG: <u>Simple Priorities and Core Stability in Hedonic Games</u></i>
SIEV	52.2004	<i>Francesco RICCI: <u>Channels of Transmission of Environmental Policy to Economic Growth: A Survey of the Theory</u></i>
SIEV	53.2004	<i>Anna ALBERINI, Maureen CROPPER, Alan KRUPNICK and Nathalie B. SIMON: <u>Willingness to Pay for Mortality Risk Reductions: Does Latency Matter?</u></i>
NRM	54.2004	<i>Ingo BRÄUER and Rainer MARGGRAF (Ixvi): <u>Valuation of Ecosystem Services Provided by Biodiversity Conservation: An Integrated Hydrological and Economic Model to Value the Enhanced Nitrogen Retention in Renaturated Streams</u></i>
NRM	55.2004	<i>Timo GOESCHL and Tun LIN (Ixvi): <u>Biodiversity Conservation on Private Lands: Information Problems and Regulatory Choices</u></i>
NRM	56.2004	<i>Tom DEDEURWAERDERE (Ixvi): <u>Bioprospection: From the Economics of Contracts to Reflexive Governance</u></i>
CCMP	57.2004	<i>Katrin REHDANZ and David MADDISON: <u>The Amenity Value of Climate to German Households</u></i>
CCMP	58.2004	<i>Koen SMEKENS and Bob VAN DER ZWAAN: <u>Environmental Externalities of Geological Carbon Sequestration Effects on Energy Scenarios</u></i>
NRM	59.2004	<i>Valentina BOSETTI, Mariaester CASSINELLI and Alessandro LANZA (Ixvii): <u>Using Data Envelopment Analysis to Evaluate Environmentally Conscious Tourism Management</u></i>
NRM	60.2004	<i>Timo GOESCHL and Danilo CAMARGO IGLIORI (Ixvi): <u>Property Rights Conservation and Development: An Analysis of Extractive Reserves in the Brazilian Amazon</u></i>
CCMP	61.2004	<i>Barbara BUCHNER and Carlo CARRARO: <u>Economic and Environmental Effectiveness of a Technology-based Climate Protocol</u></i>
NRM	62.2004	<i>Elissaios PAPYRAKIS and Reyer GERLAGH: <u>Resource-Abundance and Economic Growth in the U.S.</u></i>
NRM	63.2004	<i>Györgyi BELA, György PATAKI, Melinda SMALE and Mariann HAJDÚ (Ixvi): <u>Conserving Crop Genetic Resources on Smallholder Farms in Hungary: Institutional Analysis</u></i>
NRM	64.2004	<i>E.C.M. RUIJGROK and E.E.M. NILLESEN (Ixvi): <u>The Socio-Economic Value of Natural Riverbanks in the Netherlands</u></i>
NRM	65.2004	<i>E.C.M. RUIJGROK (Ixvi): <u>Reducing Acidification: The Benefits of Increased Nature Quality. Investigating the Possibilities of the Contingent Valuation Method</u></i>
ETA	66.2004	<i>Giannis VARDAS and Anastasios XEPAPADEAS: <u>Uncertainty Aversion, Robust Control and Asset Holdings</u></i>
GG	67.2004	<i>Anastasios XEPAPADEAS and Constadina PASSA: <u>Participation in and Compliance with Public Voluntary Environmental Programs: An Evolutionary Approach</u></i>
GG	68.2004	<i>Michael FINUS: <u>Modesty Pays: Sometimes!</u></i>
NRM	69.2004	<i>Trond BJØRNDAL and Ana BRASÃO: <u>The Northern Atlantic Bluefin Tuna Fisheries: Management and Policy Implications</u></i>
CTN	70.2004	<i>Alejandro CAPARRÓS, Abdelhakim HAMMOUDI and Tarik TAZDAÏT: <u>On Coalition Formation with Heterogeneous Agents</u></i>
IEM	71.2004	<i>Massimo GIOVANNINI, Margherita GRASSO, Alessandro LANZA and Matteo MANERA: <u>Conditional Correlations in the Returns on Oil Companies Stock Prices and Their Determinants</u></i>
IEM	72.2004	<i>Alessandro LANZA, Matteo MANERA and Michael MCALEER: <u>Modelling Dynamic Conditional Correlations in WTI Oil Forward and Futures Returns</u></i>
SIEV	73.2004	<i>Margarita GENIUS and Elisabetta STRAZZERA: <u>The Copula Approach to Sample Selection Modelling: An Application to the Recreational Value of Forests</u></i>

CCMP	74.2004	<i>Rob DELLINK and Ekko van IERLAND</i> : <u>Pollution Abatement in the Netherlands: A Dynamic Applied General Equilibrium Assessment</u>
ETA	75.2004	<i>Rosella LEVAGGI and Michele MORETTO</i> : <u>Investment in Hospital Care Technology under Different Purchasing Rules: A Real Option Approach</u>
CTN	76.2004	<i>Salvador BARBERÀ and Matthew O. JACKSON (lxx)</i> : <u>On the Weights of Nations: Assigning Voting Weights in a Heterogeneous Union</u>
CTN	77.2004	<i>Àlex ARENAS, Antonio CABRALES, Albert DÍAZ-GUILERA, Roger GUIMERÀ and Fernando VEGA-REDONDO (lxx)</i> : <u>Optimal Information Transmission in Organizations: Search and Congestion</u>
CTN	78.2004	<i>Francis BLOCH and Armando GOMES (lxx)</i> : <u>Contracting with Externalities and Outside Options</u>
CTN	79.2004	<i>Rabah AMIR, Effrosyni DIAMANTOUDI and Licun XUE (lxx)</i> : <u>Merger Performance under Uncertain Efficiency Gains</u>
CTN	80.2004	<i>Francis BLOCH and Matthew O. JACKSON (lxx)</i> : <u>The Formation of Networks with Transfers among Players</u>
CTN	81.2004	<i>Daniel DIERMEIER, Hülya ERASLAN and Antonio MERLO (lxx)</i> : <u>Bicameralism and Government Formation</u>
CTN	82.2004	<i>Rod GARRATT, James E. PARCO, Cheng-ZHONG QIN and Amnon RAPOPORT (lxx)</i> : <u>Potential Maximization and Coalition Government Formation</u>
CTN	83.2004	<i>Kfir ELIAZ, Debraj RAY and Ronny RAZIN (lxx)</i> : <u>Group Decision-Making in the Shadow of Disagreement</u>
CTN	84.2004	<i>Sanjeev GOYAL, Marco van der LEIJ and José Luis MORAGA-GONZÁLEZ (lxx)</i> : <u>Economics: An Emerging Small World?</u>
CTN	85.2004	<i>Edward CARTWRIGHT (lxx)</i> : <u>Learning to Play Approximate Nash Equilibria in Games with Many Players</u>
IEM	86.2004	<i>Finn R. FØRSUND and Michael HOEL</i> : <u>Properties of a Non-Competitive Electricity Market Dominated by Hydroelectric Power</u>
KTHC	87.2004	<i>Elissaios PAPYRAKIS and Reyer GERLAGH</i> : <u>Natural Resources, Investment and Long-Term Income</u>
CCMP	88.2004	<i>Marzio GALEOTTI and Claudia KEMFERT</i> : <u>Interactions between Climate and Trade Policies: A Survey</u>
IEM	89.2004	<i>A. MARKANDYA, S. PEDROSO and D. STREIMIKIENE</i> : <u>Energy Efficiency in Transition Economies: Is There Convergence Towards the EU Average?</u>
GG	90.2004	<i>Rolf GOLOMBEK and Michael HOEL</i> : <u>Climate Agreements and Technology Policy</u>
PRA	91.2004	<i>Sergei IZMALKOV (lxv)</i> : <u>Multi-Unit Open Ascending Price Efficient Auction</u>
KTHC	92.2004	<i>Gianmarco I.P. OTTAVIANO and Giovanni PERI</i> : <u>Cities and Cultures</u>
KTHC	93.2004	<i>Massimo DEL GATTO</i> : <u>Agglomeration, Integration, and Territorial Authority Scale in a System of Trading Cities. Centralisation versus devolution</u>
CCMP	94.2004	<i>Pierre-André JOUVET, Philippe MICHEL and Gilles ROTILLON</i> : <u>Equilibrium with a Market of Permits</u>
CCMP	95.2004	<i>Bob van der ZWAAN and Reyer GERLAGH</i> : <u>Climate Uncertainty and the Necessity to Transform Global Energy Supply</u>
CCMP	96.2004	<i>Francesco BOSELLO, Marco LAZZARIN, Roberto ROSON and Richard S.J. TOL</i> : <u>Economy-Wide Estimates of the Implications of Climate Change: Sea Level Rise</u>
CTN	97.2004	<i>Gustavo BERGANTIÑOS and Juan J. VIDAL-PUGA</i> : <u>Defining Rules in Cost Spanning Tree Problems Through the Canonical Form</u>
CTN	98.2004	<i>Siddhartha BANDYOPADHYAY and Mandar OAK</i> : <u>Party Formation and Coalitional Bargaining in a Model of Proportional Representation</u>
GG	99.2004	<i>Hans-Peter WEIKARD, Michael FINUS and Juan-Carlos ALTAMIRANO-CABRERA</i> : <u>The Impact of Surplus Sharing on the Stability of International Climate Agreements</u>
SIEV	100.2004	<i>Chiara M. TRAVISI and Peter NIJKAMP</i> : <u>Willingness to Pay for Agricultural Environmental Safety: Evidence from a Survey of Milan, Italy, Residents</u>
SIEV	101.2004	<i>Chiara M. TRAVISI, Raymond J. G. M. FLORAX and Peter NIJKAMP</i> : <u>A Meta-Analysis of the Willingness to Pay for Reductions in Pesticide Risk Exposure</u>
NRM	102.2004	<i>Valentina BOSETTI and David TOMBERLIN</i> : <u>Real Options Analysis of Fishing Fleet Dynamics: A Test</u>
CCMP	103.2004	<i>Alessandra GORIA e Gretel GAMBARELLI</i> : <u>Economic Evaluation of Climate Change Impacts and Adaptability in Italy</u>
PRA	104.2004	<i>Massimo FLORIO and Mara GRASSEN</i> : <u>The Missing Shock: The Macroeconomic Impact of British Privatisation</u>
PRA	105.2004	<i>John BENNETT, Saul ESTRIN, James MAW and Giovanni URGA</i> : <u>Privatisation Methods and Economic Growth in Transition Economies</u>
PRA	106.2004	<i>Kira BÖRNER</i> : <u>The Political Economy of Privatization: Why Do Governments Want Reforms?</u>
PRA	107.2004	<i>Pehr-Johan NORBÄCK and Lars PERSSON</i> : <u>Privatization and Restructuring in Concentrated Markets</u>
SIEV	108.2004	<i>Angela GRANZOTTO, Fabio PRANOVI, Simone LIBRALATO, Patrizia TORRICELLI and Danilo MAINARDI</i> : <u>Comparison between Artisanal Fishery and Manila Clam Harvesting in the Venice Lagoon by Using Ecosystem Indicators: An Ecological Economics Perspective</u>
CTN	109.2004	<i>Somdeb LAHIRI</i> : <u>The Cooperative Theory of Two Sided Matching Problems: A Re-examination of Some Results</u>
NRM	110.2004	<i>Giuseppe DI VITA</i> : <u>Natural Resources Dynamics: Another Look</u>
SIEV	111.2004	<i>Anna ALBERINI, Alistair HUNT and Anil MARKANDYA</i> : <u>Willingness to Pay to Reduce Mortality Risks: Evidence from a Three-Country Contingent Valuation Study</u>
KTHC	112.2004	<i>Valeria PAPPONETTI and Dino PINELLI</i> : <u>Scientific Advice to Public Policy-Making</u>
SIEV	113.2004	<i>Paulo A.L.D. NUNES and Laura ONOFRI</i> : <u>The Economics of Warm Glow: A Note on Consumer's Behavior and Public Policy Implications</u>
IEM	114.2004	<i>Patrick CAYRADE</i> : <u>Investments in Gas Pipelines and Liquefied Natural Gas Infrastructure What is the Impact on the Security of Supply?</u>
IEM	115.2004	<i>Valeria COSTANTINI and Francesco GRACCEVA</i> : <u>Oil Security. Short- and Long-Term Policies</u>

ITEM	116.2004	<i>Valeria COSTANTINI and Francesco GRACCEVA: <u>Social Costs of Energy Disruptions</u></i>
ITEM	117.2004	<i>Christian EGENHOFER, Kyriakos GIALOGLOU, Giacomo LUCIANI, Maroeska BOOTS, Martin SCHEEPERS, Valeria COSTANTINI, Francesco GRACCEVA, Anil MARKANDYA and Giorgio VICINI: <u>Market-Based Options for Security of Energy Supply</u></i>
ITEM	118.2004	<i>David FISK: <u>Transport Energy Security. The Unseen Risk?</u></i>
ITEM	119.2004	<i>Giacomo LUCIANI: <u>Security of Supply for Natural Gas Markets. What is it and What is it not?</u></i>
ITEM	120.2004	<i>L.J. de VRIES and R.A. HAKVOORT: <u>The Question of Generation Adequacy in Liberalised Electricity Markets</u></i>
KTHC	121.2004	<i>Alberto PETRUCCI: <u>Asset Accumulation, Fertility Choice and Nondegenerate Dynamics in a Small Open Economy</u></i>
NRM	122.2004	<i>Carlo GIUPPONI, Jaroslav MYSLAK and Anita FASSIO: <u>An Integrated Assessment Framework for Water Resources Management: A DSS Tool and a Pilot Study Application</u></i>
NRM	123.2004	<i>Margaretha BREIL, Anita FASSIO, Carlo GIUPPONI and Paolo ROSATO: <u>Evaluation of Urban Improvement on the Islands of the Venice Lagoon: A Spatially-Distributed Hedonic-Hierarchical Approach</u></i>
ETA	124.2004	<i>Paul MENSINK: <u>Instant Efficient Pollution Abatement Under Non-Linear Taxation and Asymmetric Information: The Differential Tax Revisited</u></i>
NRM	125.2004	<i>Mauro FABIANO, Gabriella CAMARSA, Rosanna DURSI, Roberta IVALDI, Valentina MARIN and Francesca PALMISANI: <u>Integrated Environmental Study for Beach Management: A Methodological Approach</u></i>
PRA	126.2004	<i>Irena GROSFELD and Iraj HASHI: <u>The Emergence of Large Shareholders in Mass Privatized Firms: Evidence from Poland and the Czech Republic</u></i>
CCMP	127.2004	<i>Maria BERRITTELLA, Andrea BIGANO, Roberto ROSON and Richard S.J. TOL: <u>A General Equilibrium Analysis of Climate Change Impacts on Tourism</u></i>
CCMP	128.2004	<i>Reyer GERLAGH: <u>A Climate-Change Policy Induced Shift from Innovations in Energy Production to Energy Savings</u></i>
NRM	129.2004	<i>Elissaios PAPYRAKIS and Reyer GERLAGH: <u>Natural Resources, Innovation, and Growth</u></i>
PRA	130.2004	<i>Bernardo BORTOLOTTI and Mara FACCIO: <u>Reluctant Privatization</u></i>
SIEV	131.2004	<i>Riccardo SCARPA and Mara THIENE: <u>Destination Choice Models for Rock Climbing in the Northeast Alps: A Latent-Class Approach Based on Intensity of Participation</u></i>
SIEV	132.2004	<i>Riccardo SCARPA Kenneth G. WILLIS and Melinda ACUTT: <u>Comparing Individual-Specific Benefit Estimates for Public Goods: Finite Versus Continuous Mixing in Logit Models</u></i>
ITEM	133.2004	<i>Santiago J. RUBIO: <u>On Capturing Oil Rents with a National Excise Tax Revisited</u></i>
ETA	134.2004	<i>Ascensión ANDINA DÍAZ: <u>Political Competition when Media Create Candidates' Charisma</u></i>
SIEV	135.2004	<i>Anna ALBERINI: <u>Robustness of VSL Values from Contingent Valuation Surveys</u></i>
CCMP	136.2004	<i>Gernot KLEPPER and Sonja PETERSON: <u>Marginal Abatement Cost Curves in General Equilibrium: The Influence of World Energy Prices</u></i>
ETA	137.2004	<i>Herbert DAWID, Christophe DEISSENBERG and Pavel ŠEVČIK: <u>Cheap Talk, Gullibility, and Welfare in an Environmental Taxation Game</u></i>
CCMP	138.2004	<i>ZhongXiang ZHANG: <u>The World Bank's Prototype Carbon Fund and China</u></i>
CCMP	139.2004	<i>Reyer GERLAGH and Marjan W. HOFKES: <u>Time Profile of Climate Change Stabilization Policy</u></i>
NRM	140.2004	<i>Chiara D'ALPAOS and Michele MORETTO: <u>The Value of Flexibility in the Italian Water Service Sector: A Real Option Analysis</u></i>
PRA	141.2004	<i>Patrick BAJARI, Stephanie HOUGHTON and Steven TADELIS (lxxi): <u>Bidding for Incomplete Contracts</u></i>
PRA	142.2004	<i>Susan ATHEY, Jonathan LEVIN and Enrique SEIRA (lxxi): <u>Comparing Open and Sealed Bid Auctions: Theory and Evidence from Timber Auctions</u></i>
PRA	143.2004	<i>David GOLDREICH (lxxi): <u>Behavioral Biases of Dealers in U.S. Treasury Auctions</u></i>
PRA	144.2004	<i>Roberto BURGUET (lxxi): <u>Optimal Procurement Auction for a Buyer with Downward Sloping Demand: More Simple Economics</u></i>
PRA	145.2004	<i>Ali HORTACSU and Samita SAREEN (lxxi): <u>Order Flow and the Formation of Dealer Bids: An Analysis of Information and Strategic Behavior in the Government of Canada Securities Auctions</u></i>
PRA	146.2004	<i>Victor GINSBURGH, Patrick LEGROS and Nicolas SAHUGUET (lxxi): <u>How to Win Twice at an Auction. On the Incidence of Commissions in Auction Markets</u></i>
PRA	147.2004	<i>Claudio MEZZETTI, Aleksandar PEKEČ and Ilia TSETLIN (lxxi): <u>Sequential vs. Single-Round Uniform-Price Auctions</u></i>
PRA	148.2004	<i>John ASKER and Estelle CANTILLON (lxxi): <u>Equilibrium of Scoring Auctions</u></i>
PRA	149.2004	<i>Philip A. HAILE, Han HONG and Matthew SHUM (lxxi): <u>Nonparametric Tests for Common Values in First-Price Sealed-Bid Auctions</u></i>
PRA	150.2004	<i>François DEGEORGE, François DERRIEN and Kent L. WOMACK (lxxi): <u>Quid Pro Quo in IPOs: Why Bookbuilding is Dominating Auctions</u></i>
CCMP	151.2004	<i>Barbara BUCHNER and Silvia DALL'OLIO: <u>Russia: The Long Road to Ratification. Internal Institution and Pressure Groups in the Kyoto Protocol's Adoption Process</u></i>
CCMP	152.2004	<i>Carlo CARRARO and Marzio GALEOTTI: <u>Does Endogenous Technical Change Make a Difference in Climate Policy Analysis? A Robustness Exercise with the FEEM-RICE Model</u></i>
PRA	153.2004	<i>Alejandro M. MANELLI and Daniel R. VINCENT (lxxi): <u>Multidimensional Mechanism Design: Revenue Maximization and the Multiple-Good Monopoly</u></i>
ETA	154.2004	<i>Nicola ACOCELLA, Giovanni Di BARTOLOMEO and Wilfried PAUWELS: <u>Is there any Scope for Corporatism in Stabilization Policies?</u></i>
CTN	155.2004	<i>Johan EYCKMANS and Michael FINUS: <u>An Almost Ideal Sharing Scheme for Coalition Games with Externalities</u></i>
CCMP	156.2004	<i>Cesare DOSI and Michele MORETTO: <u>Environmental Innovation, War of Attrition and Investment Grants</u></i>

CCMP	157.2004	<i>Valentina BOSETTI, Marzio GALEOTTI and Alessandro LANZA: <u>How Consistent are Alternative Short-Term Climate Policies with Long-Term Goals?</u></i>
ETA	158.2004	<i>Y. Hossein FARZIN and Ken-Ichi AKAO: <u>Non-pecuniary Value of Employment and Individual Labor Supply</u></i>
ETA	159.2004	<i>William BROCK and Anastasios XEPAPADEAS: <u>Spatial Analysis: Development of Descriptive and Normative Methods with Applications to Economic-Ecological Modelling</u></i>
KTHC	160.2004	<i>Alberto PETRUCCI: <u>On the Incidence of a Tax on PureRent with Infinite Horizons</u></i>
IEM	161.2004	<i>Xavier LABANDEIRA, José M. LABEAGA and Miguel RODRÍGUEZ: <u>Microsimulating the Effects of Household Energy Price Changes in Spain</u></i>

NOTE DI LAVORO PUBLISHED IN 2005

CCMP	1.2005	<i>Stéphane HALLEGATTE: <u>Accounting for Extreme Events in the Economic Assessment of Climate Change</u></i>
CCMP	2.2005	<i>Qiang WU and Paulo Augusto NUNES: <u>Application of Technological Control Measures on Vehicle Pollution: A Cost-Benefit Analysis in China</u></i>
CCMP	3.2005	<i>Andrea BIGANO, Jacqueline M. HAMILTON, Maren LAU, Richard S.J. TOL and Yuan ZHOU: <u>A Global Database of Domestic and International Tourist Numbers at National and Subnational Level</u></i>
CCMP	4.2005	<i>Andrea BIGANO, Jacqueline M. HAMILTON and Richard S.J. TOL: <u>The Impact of Climate on Holiday Destination Choice</u></i>
ETA	5.2005	<i>Hubert KEMPF: <u>Is Inequality Harmful for the Environment in a Growing Economy?</u></i>
CCMP	6.2005	<i>Valentina BOSETTI, Carlo CARRARO and Marzio GALEOTTI: <u>The Dynamics of Carbon and Energy Intensity in a Model of Endogenous Technical Change</u></i>
IEM	7.2005	<i>David CALEF and Robert GOBLE: <u>The Allure of Technology: How France and California Promoted Electric Vehicles to Reduce Urban Air Pollution</u></i>
ETA	8.2005	<i>Lorenzo PELLEGRINI and Reyer GERLAGH: <u>An Empirical Contribution to the Debate on Corruption Democracy and Environmental Policy</u></i>
CCMP	9.2005	<i>Angelo ANTOCI: <u>Environmental Resources Depletion and Interplay Between Negative and Positive Externalities in a Growth Model</u></i>
CTN	10.2005	<i>Frédéric DEROLAN: <u>Cost-Reducing Alliances and Local Spillovers</u></i>
NRM	11.2005	<i>Francesco SINDICO: <u>The GMO Dispute before the WTO: Legal Implications for the Trade and Environment Debate</u></i>
KTHC	12.2005	<i>Carla MASSIDDA: <u>Estimating the New Keynesian Phillips Curve for Italian Manufacturing Sectors</u></i>
KTHC	13.2005	<i>Michele MORETTO and Gianpaolo ROSSINI: <u>Start-up Entry Strategies: Employer vs. Nonemployer firms</u></i>
PRCG	14.2005	<i>Clara GRAZIANO and Annalisa LUPORINI: <u>Ownership Concentration, Monitoring and Optimal Board Structure</u></i>
CSRM	15.2005	<i>Parashar KULKARNI: <u>Use of Ecolabels in Promoting Exports from Developing Countries to Developed Countries: Lessons from the Indian LeatherFootwear Industry</u></i>
KTHC	16.2005	<i>Adriana DI LIBERTO, Roberto MURA and Francesco PIGLIARU: <u>How to Measure the Unobservable: A Panel Technique for the Analysis of TFP Convergence</u></i>
KTHC	17.2005	<i>Alireza NAGHAVI: <u>Asymmetric Labor Markets, Southern Wages, and the Location of Firms</u></i>
KTHC	18.2005	<i>Alireza NAGHAVI: <u>Strategic Intellectual Property Rights Policy and North-South Technology Transfer</u></i>
KTHC	19.2005	<i>Mombert HOPPE: <u>Technology Transfer Through Trade</u></i>
PRCG	20.2005	<i>Roberto ROSON: <u>Platform Competition with Endogenous Multihoming</u></i>
CCMP	21.2005	<i>Barbara BUCHNER and Carlo CARRARO: <u>Regional and Sub-Global Climate Blocs. A Game Theoretic Perspective on Bottom-up Climate Regimes</u></i>
IEM	22.2005	<i>Fausto CAVALLARO: <u>An Integrated Multi-Criteria System to Assess Sustainable Energy Options: An Application of the Promethee Method</u></i>
CTN	23.2005	<i>Michael FINUS, Pierre v. MOUCHE and Bianca RUNDSHAGEN: <u>Uniqueness of Coalitional Equilibria</u></i>
IEM	24.2005	<i>Wietze LISE: <u>Decomposition of CO2 Emissions over 1980–2003 in Turkey</u></i>
CTN	25.2005	<i>Somdeb LAHIRI: <u>The Core of Directed Network Problems with Quotas</u></i>
SIEV	26.2005	<i>Susanne MENZEL and Riccardo SCARPA: <u>Protection Motivation Theory and Contingent Valuation: Perceived Realism, Threat and WTP Estimates for Biodiversity Protection</u></i>
NRM	27.2005	<i>Massimiliano MAZZANTI and Anna MONTINI: <u>The Determinants of Residential Water Demand Empirical Evidence for a Panel of Italian Municipalities</u></i>
CCMP	28.2005	<i>Laurent GILOTTE and Michel de LARA: <u>Precautionary Effect and Variations of the Value of Information</u></i>
NRM	29.2005	<i>Paul SARFO-MENSAH: <u>Exportation of Timber in Ghana: The Menace of Illegal Logging Operations</u></i>
CCMP	30.2005	<i>Andrea BIGANO, Alessandra GORIA, Jacqueline HAMILTON and Richard S.J. TOL: <u>The Effect of Climate Change and Extreme Weather Events on Tourism</u></i>
NRM	31.2005	<i>Maria Angeles GARCIA-VALIÑAS: <u>Decentralization and Environment: An Application to Water Policies</u></i>
NRM	32.2005	<i>Chiara D'ALPAOS, Cesare DOSI and Michele MORETTO: <u>Concession Length and Investment Timing Flexibility</u></i>
CCMP	33.2005	<i>Joseph HUBER: <u>Key Environmental Innovations</u></i>
CTN	34.2005	<i>Antoni CALVÓ-ARMENGOL and Rahmi İLKILIÇ (Ixxii): <u>Pairwise-Stability and Nash Equilibria in Network Formation</u></i>
CTN	35.2005	<i>Francesco FERI (Ixxii): <u>Network Formation with Endogenous Decay</u></i>
CTN	36.2005	<i>Frank H. PAGE, Jr. and Myrna H. WOODERS (Ixxii): <u>Strategic Basins of Attraction, the Farsighted Core, and Network Formation Games</u></i>

CTN	37.2005	<i>Alessandra CASELLA and Nobuyuki HANAKI</i> (lxxii): <u>Information Channels in Labor Markets. On the Resilience of Referral Hiring</u>
CTN	38.2005	<i>Matthew O. JACKSON and Alison WATTS</i> (lxxii): <u>Social Games: Matching and the Play of Finitely Repeated Games</u>
CTN	39.2005	<i>Anna BOGOMOLNAIA, Michel LE BRETON, Alexei SAVVATEEV and Shlomo WEBER</i> (lxxii): <u>The Egalitarian Sharing Rule in Provision of Public Projects</u>
CTN	40.2005	<i>Francesco FERI</i> : <u>Stochastic Stability in Network with Decay</u>
CTN	41.2005	<i>Aart de ZEEUW</i> (lxxii): <u>Dynamic Effects on the Stability of International Environmental Agreements</u>
NRM	42.2005	<i>C. Martijn van der HEIDE, Jeroen C.J.M. van den BERGH, Ekko C. van IERLAND and Paulo A.L.D. NUNES</i> : <u>Measuring the Economic Value of Two Habitat Defragmentation Policy Scenarios for the Veluwe, The Netherlands</u>
PRCG	43.2005	<i>Carla VIEIRA and Ana Paula SERRA</i> : <u>Abnormal Returns in Privatization Public Offerings: The Case of Portuguese Firms</u>
SIEV	44.2005	<i>Anna ALBERINI, Valentina ZANATTA and Paolo ROSATO</i> : <u>Combining Actual and Contingent Behavior to Estimate the Value of Sports Fishing in the Lagoon of Venice</u>
CTN	45.2005	<i>Michael FINUS and Bianca RUNDSHAGEN</i> : <u>Participation in International Environmental Agreements: The Role of Timing and Regulation</u>
CCMP	46.2005	<i>Lorenzo PELLEGRINI and Reyer GERLAGH</i> : <u>Are EU Environmental Policies Too Demanding for New Members States?</u>
IEM	47.2005	<i>Matteo MANERA</i> : <u>Modeling Factor Demands with SEM and VAR: An Empirical Comparison</u>
CTN	48.2005	<i>Olivier TERCIEUX and Vincent VANNETELBOSCH</i> (lxx): <u>A Characterization of Stochastically Stable Networks</u>
CTN	49.2005	<i>Ana MAULEON, José SEMPERE-MONERRIS and Vincent J. VANNETELBOSCH</i> (lxxii): <u>R&D Networks Among Unionized Firms</u>
CTN	50.2005	<i>Carlo CARRARO, Johan EYCKMANS and Michael FINUS</i> : <u>Optimal Transfers and Participation Decisions in International Environmental Agreements</u>
KTHC	51.2005	<i>Valeria GATTAI</i> : <u>From the Theory of the Firm to FDI and Internalisation: A Survey</u>
CCMP	52.2005	<i>Alireza NAGHAVI</i> : <u>Multilateral Environmental Agreements and Trade Obligations: A Theoretical Analysis of the Doha Proposal</u>
SIEV	53.2005	<i>Margaretha BREIL, Gretel GAMBARELLI and Paulo A.L.D. NUNES</i> : <u>Economic Valuation of On Site Material Damages of High Water on Economic Activities based in the City of Venice: Results from a Dose-Response-Expert-Based Valuation Approach</u>
ETA	54.2005	<i>Alessandra del BOCA, Marzio GALEOTTI, Charles P. HIMMELBERG and Paola ROTA</i> : <u>Investment and Time to Plan: A Comparison of Structures vs. Equipment in a Panel of Italian Firms</u>
CCMP	55.2005	<i>Gernot KLEPPER and Sonja PETERSON</i> : <u>Emissions Trading, CDM, JI, and More – The Climate Strategy of the EU</u>
ETA	56.2005	<i>Maia DAVID and Bernard SINCLAIR-DESGAGNÉ</i> : <u>Environmental Regulation and the Eco-Industry</u>
ETA	57.2005	<i>Alain-Désiré NIMUBONA and Bernard SINCLAIR-DESGAGNÉ</i> : <u>The Pigouvian Tax Rule in the Presence of an Eco-Industry</u>
NRM	58.2005	<i>Helmut KARL, Antje MÖLLER, Ximena MATUS, Edgar GRANDE and Robert KAISER</i> : <u>Environmental Innovations: Institutional Impacts on Co-operations for Sustainable Development</u>
SIEV	59.2005	<i>Dimitra VOUVAKI and Anastasios XEPAPADEAS</i> (lxxiii): <u>Criteria for Assessing Sustainable Development: Theoretical Issues and Empirical Evidence for the Case of Greece</u>
CCMP	60.2005	<i>Andreas LÖSCHEL and Dirk T.G. RÜBBELKE</i> : <u>Impure Public Goods and Technological Interdependencies</u>
PRCG	61.2005	<i>Christoph A. SCHALTEGGER and Benno TORGLER</i> : <u>Trust and Fiscal Performance: A Panel Analysis with Swiss Data</u>
ETA	62.2005	<i>Irene VALSECCHI</i> : <u>A Role for Instructions</u>
NRM	63.2005	<i>Valentina BOSETTI and Gianni LOCATELLI</i> : <u>A Data Envelopment Analysis Approach to the Assessment of Natural Parks' Economic Efficiency and Sustainability. The Case of Italian National Parks</u>
SIEV	64.2005	<i>Arianne T. de BLAEIJ, Paulo A.L.D. NUNES and Jeroen C.J.M. van den BERGH</i> : <u>Modeling 'No-choice' Responses in Attribute Based Valuation Surveys</u>
CTN	65.2005	<i>Carlo CARRARO, Carmen MARCHIORI and Alessandra SGOBBI</i> : <u>Applications of Negotiation Theory to Water Issues</u>
CTN	66.2005	<i>Carlo CARRARO, Carmen MARCHIORI and Alessandra SGOBBI</i> : <u>Advances in Negotiation Theory: Bargaining, Coalitions and Fairness</u>
KTHC	67.2005	<i>Sandra WALLMAN</i> (lxxiv): <u>Network Capital and Social Trust: Pre-Conditions for 'Good' Diversity?</u>
KTHC	68.2005	<i>Asimina CHRISTOFOROU</i> (lxxiv): <u>On the Determinants of Social Capital in Greece Compared to Countries of the European Union</u>
KTHC	69.2005	<i>Eric M. USLANER</i> (lxxiv): <u>Varieties of Trust</u>
KTHC	70.2005	<i>Thomas P. LYON</i> (lxxiv): <u>Making Capitalism Work: Social Capital and Economic Growth in Italy, 1970-1995</u>
KTHC	71.2005	<i>Graziella BERTOCCHI and Chiara STROZZI</i> (lxxv): <u>Citizenship Laws and International Migration in Historical Perspective</u>
KTHC	72.2005	<i>Elsbeth van HYLCKAMA Vlieg</i> (lxxv): <u>Accommodating Differences</u>
KTHC	73.2005	<i>Renato SANSA and Ercole SORI</i> (lxxv): <u>Governance of Diversity Between Social Dynamics and Conflicts in Multicultural Cities. A Selected Survey on Historical Bibliography</u>
IEM	74.2005	<i>Alberto LONGO and Anil MARKANDYA</i> : <u>Identification of Options and Policy Instruments for the Internalisation of External Costs of Electricity Generation. Dissemination of External Costs of Electricity Supply Making Electricity External Costs Known to Policy-Makers</u> <u>MAXIMA</u>

IEM	75.2005	<i>Margherita GRASSO and Matteo MANERA: <u>Asymmetric Error Correction Models for the Oil-Gasoline Price Relationship</u></i>
ETA	76.2005	<i>Umberto CHERUBINI and Matteo MANERA: <u>Hunting the Living Dead A “Peso Problem” in Corporate Liabilities Data</u></i>
CTN	77.2005	<i>Hans-Peter WEIKARD: <u>Cartel Stability under an Optimal Sharing Rule</u></i>
ETA	78.2005	<i>Joëlle NOAILLY, Jeroen C.J.M. van den BERGH and Cees A. WITHAGEN (lxxvi): <u>Local and Global Interactions in an Evolutionary Resource Game</u></i>
ETA	79.2005	<i>Joëlle NOAILLY, Cees A. WITHAGEN and Jeroen C.J.M. van den BERGH (lxxvi): <u>Spatial Evolution of Social Norms in a Common-Pool Resource Game</u></i>
CCMP	80.2005	<i>Massimiliano MAZZANTI and Roberto ZOBOLI: <u>Economic Instruments and Induced Innovation: The Case of End-of-Life Vehicles European Policies</u></i>
NRM	81.2005	<i>Anna LASUT: <u>Creative Thinking and Modelling for the Decision Support in Water Management</u></i>
CCMP	82.2005	<i>Valentina BOSETTI and Barbara BUCHNER: <u>Using Data Envelopment Analysis to Assess the Relative Efficiency of Different Climate Policy Portfolios</u></i>
ETA	83.2005	<i>Ignazio MUSU: <u>Intellectual Property Rights and Biotechnology: How to Improve the Present Patent System</u></i>
KTHC	84.2005	<i>Giulio CAINELLI, Susanna MANCINELLI and Massimiliano MAZZANTI: <u>Social Capital, R&D and Industrial Districts</u></i>
ETA	85.2005	<i>Rosella LEVAGGI, Michele MORETTO and Vincenzo REBBA: <u>Quality and Investment Decisions in Hospital Care when Physicians are Devoted Workers</u></i>
CCMP	86.2005	<i>Valentina BOSETTI and Laurent GILOTTE: <u>Carbon Capture and Sequestration: How Much Does this Uncertain Option Affect Near-Term Policy Choices?</u></i>
CSRM	87.2005	<i>Nicoletta FERRO: <u>Value Through Diversity: Microfinance and Islamic Finance and Global Banking</u></i>
ETA	88.2005	<i>A. MARKANDYA and S. PEDROSO: <u>How Substitutable is Natural Capital?</u></i>
IEM	89.2005	<i>Anil MARKANDYA, Valeria COSTANTINI, Francesco GRACCEVA and Giorgio VICINI: <u>Security of Energy Supply: Comparing Scenarios From a European Perspective</u></i>
CCMP	90.2005	<i>Vincent M. OTTO, Andreas LÖSCHEL and Rob DELLINK: <u>Energy Biased Technical Change: A CGE Analysis</u></i>
PRCG	91.2005	<i>Carlo CAPUANO: <u>Abuse of Competitive Fringe</u></i>
PRCG	92.2005	<i>Ulrich BINDSEIL, Kjell G. NYBORG and Ilya A. STREBULAEV (lxv): <u>Bidding and Performance in Repo Auctions: Evidence from ECB Open Market Operations</u></i>
CCMP	93.2005	<i>Sabrina AUCI and Leonardo BECCHETTI: <u>The Stability of the Adjusted and Unadjusted Environmental Kuznets Curve</u></i>
CCMP	94.2005	<i>Francesco BOSELLO and Jian ZHANG: <u>Assessing Climate Change Impacts: Agriculture</u></i>
CTN	95.2005	<i>Alejandro CAPARRÓS, Jean-Christophe PEREAU and Tarik TAZDAÏT: <u>Bargaining with Non-Monolithic Players</u></i>
ETA	96.2005	<i>William BROCK and Anastasios XEPAPADEAS (lxxvi): <u>Optimal Control and Spatial Heterogeneity: Pattern Formation in Economic-Ecological Models</u></i>
CCMP	97.2005	<i>Francesco BOSELLO, Roberto ROSON and Richard S.J. TOL (lxxvii): <u>Economy-Wide Estimates of the Implications of Climate Change: Human Health</u></i>
CCMP	98.2005	<i>Rob DELLINK, Michael FINUS and Niels OLIEMAN: <u>Coalition Formation under Uncertainty: The Stability Likelihood of an International Climate Agreement</u></i>
CTN	99.2005	<i>Valeria COSTANTINI, Riccardo CRESCENZI, Fabrizio De FILIPPIS, and Luca SALVATICI: <u>Bargaining Coalitions in the Agricultural Negotiations of the Doha Round: Similarity of Interests or Strategic Choices? An Empirical Assessment</u></i>
IEM	100.2005	<i>Giliola FREY and Matteo MANERA: <u>Econometric Models of Asymmetric Price Transmission</u></i>
IEM	101.2005	<i>Alessandro COLOGNI and Matteo MANERA: <u>Oil Prices, Inflation and Interest Rates in a Structural Cointegrated VAR Model for the G-7 Countries</u></i>

- (lxv) This paper was presented at the EuroConference on “Auctions and Market Design: Theory, Evidence and Applications” organised by Fondazione Eni Enrico Mattei and sponsored by the EU, Milan, September 25-27, 2003
- (lxvi) This paper has been presented at the 4th BioEcon Workshop on “Economic Analysis of Policies for Biodiversity Conservation” organised on behalf of the BIOECON Network by Fondazione Eni Enrico Mattei, Venice International University (VIU) and University College London (UCL) , Venice, August 28-29, 2003
- (lxvii) This paper has been presented at the international conference on “Tourism and Sustainable Economic Development – Macro and Micro Economic Issues” jointly organised by CRENoS (Università di Cagliari e Sassari, Italy) and Fondazione Eni Enrico Mattei, and supported by the World Bank, Sardinia, September 19-20, 2003
- (lxviii) This paper was presented at the ENGIME Workshop on “Governance and Policies in Multicultural Cities”, Rome, June 5-6, 2003
- (lxix) This paper was presented at the Fourth EEP Plenary Workshop and EEP Conference “The Future of Climate Policy”, Cagliari, Italy, 27-28 March 2003
- (lxx) This paper was presented at the 9th Coalition Theory Workshop on "Collective Decisions and Institutional Design" organised by the Universitat Autònoma de Barcelona and held in Barcelona, Spain, January 30-31, 2004
- (lxxi) This paper was presented at the EuroConference on “Auctions and Market Design: Theory, Evidence and Applications”, organised by Fondazione Eni Enrico Mattei and Consip and sponsored by the EU, Rome, September 23-25, 2004
- (lxxii) This paper was presented at the 10th Coalition Theory Network Workshop held in Paris, France on 28-29 January 2005 and organised by EUREQua.
- (lxxiii) This paper was presented at the 2nd Workshop on "Inclusive Wealth and Accounting Prices" held in Trieste, Italy on 13-15 April 2005 and organised by the Ecological and Environmental Economics - EEE Programme, a joint three-year programme of ICTP - The Abdus Salam International Centre for Theoretical Physics, FEEM - Fondazione Eni Enrico Mattei, and The Beijer International Institute of Ecological Economics
- (lxxiv) This paper was presented at the ENGIME Workshop on “Trust and social capital in multicultural cities” Athens, January 19-20, 2004
- (lxxv) This paper was presented at the ENGIME Workshop on “Diversity as a source of growth” Rome November 18-19, 2004
- (lxxvi) This paper was presented at the 3rd Workshop on Spatial-Dynamic Models of Economics and Ecosystems held in Trieste on 11-13 April 2005 and organised by the Ecological and Environmental Economics - EEE Programme, a joint three-year programme of ICTP - The Abdus Salam International Centre for Theoretical Physics, FEEM - Fondazione Eni Enrico Mattei, and The Beijer International Institute of Ecological Economics
- (lxxvii) This paper was presented at the Workshop on Infectious Diseases: Ecological and Economic Approaches held in Trieste on 13-15 April 2005 and organised by the Ecological and Environmental Economics - EEE Programme, a joint three-year programme of ICTP - The Abdus Salam International Centre for Theoretical Physics, FEEM - Fondazione Eni Enrico Mattei, and The Beijer International Institute of Ecological Economics.

2004 SERIES

CCMP	<i>Climate Change Modelling and Policy</i> (Editor: Marzio Galeotti)
GG	<i>Global Governance</i> (Editor: Carlo Carraro)
SIEV	<i>Sustainability Indicators and Environmental Valuation</i> (Editor: Anna Alberini)
NRM	<i>Natural Resources Management</i> (Editor: Carlo Giupponi)
KTHC	<i>Knowledge, Technology, Human Capital</i> (Editor: Gianmarco Ottaviano)
IEM	<i>International Energy Markets</i> (Editor: Anil Markandya)
CSRM	<i>Corporate Social Responsibility and Sustainable Management</i> (Editor: Sabina Ratti)
PRA	<i>Privatisation, Regulation, Antitrust</i> (Editor: Bernardo Bortolotti)
ETA	<i>Economic Theory and Applications</i> (Editor: Carlo Carraro)
CTN	<i>Coalition Theory Network</i>

2005 SERIES

CCMP	<i>Climate Change Modelling and Policy</i> (Editor: Marzio Galeotti)
SIEV	<i>Sustainability Indicators and Environmental Valuation</i> (Editor: Anna Alberini)
NRM	<i>Natural Resources Management</i> (Editor: Carlo Giupponi)
KTHC	<i>Knowledge, Technology, Human Capital</i> (Editor: Gianmarco Ottaviano)
IEM	<i>International Energy Markets</i> (Editor: Anil Markandya)
CSRM	<i>Corporate Social Responsibility and Sustainable Management</i> (Editor: Sabina Ratti)
PRCG	<i>Privatisation Regulation Corporate Governance</i> (Editor: Bernardo Bortolotti)
ETA	<i>Economic Theory and Applications</i> (Editor: Carlo Carraro)
CTN	<i>Coalition Theory Network</i>