

Zeileis, Achim; Leitner, Christoph; Hornik, Kurt

Working Paper

History Repeating: Spain Beats Germany in the EURO 2012 Final

Working Papers in Economics and Statistics, No. 2012-09

Provided in Cooperation with:

Institute of Public Finance, University of Innsbruck

Suggested Citation: Zeileis, Achim; Leitner, Christoph; Hornik, Kurt (2012) : History Repeating: Spain Beats Germany in the EURO 2012 Final, Working Papers in Economics and Statistics, No. 2012-09, University of Innsbruck, Research Platform Empirical and Experimental Economics (eeecon), Innsbruck

This Version is available at:

<https://hdl.handle.net/10419/73891>

Standard-Nutzungsbedingungen:

Die Dokumente auf EconStor dürfen zu eigenen wissenschaftlichen Zwecken und zum Privatgebrauch gespeichert und kopiert werden.

Sie dürfen die Dokumente nicht für öffentliche oder kommerzielle Zwecke vervielfältigen, öffentlich ausstellen, öffentlich zugänglich machen, vertreiben oder anderweitig nutzen.

Sofern die Verfasser die Dokumente unter Open-Content-Lizenzen (insbesondere CC-Lizenzen) zur Verfügung gestellt haben sollten, gelten abweichend von diesen Nutzungsbedingungen die in der dort genannten Lizenz gewährten Nutzungsrechte.

Terms of use:

Documents in EconStor may be saved and copied for your personal and scholarly purposes.

You are not to copy documents for public or commercial purposes, to exhibit the documents publicly, to make them publicly available on the internet, or to distribute or otherwise use the documents in public.

If the documents have been made available under an Open Content Licence (especially Creative Commons Licences), you may exercise further usage rights as specified in the indicated licence.



History repeating: Spain beats Germany in the EURO 2012 final

Achim Zeileis, Christoph Leitner,
Kurt Hornik

Working Papers in Economics and Statistics

2012-09

University of Innsbruck
Working Papers in Economics and Statistics

The series is jointly edited and published by

Department of Economics

Department of Public Finance

Department of Statistics

Contact Address:

University of Innsbruck
Department of Public Finance
Universitaetsstrasse 15
A-6020 Innsbruck
Austria

Tel: + 43 512 507 7171

Fax: + 43 512 507 2788

e-mail: eeecon@uibk.ac.at

The most recent version of all working papers can be downloaded at
<http://eeecon.uibk.ac.at/wopec/>

For a list of recent papers see the backpages of this paper.

History Repeating: Spain Beats Germany in the EURO 2012 Final

Achim Zeileis
Universität Innsbruck

Christoph Leitner
WU Wirtschafts-
universität Wien

Kurt Hornik
WU Wirtschafts-
universität Wien

Abstract

Four years after the last European football championship (EURO) in Austria and Switzerland, the two finalists of the EURO 2008 – Spain and Germany – are again the clear favorites for the EURO 2012 in Poland and the Ukraine. Using a bookmaker consensus rating – obtained by aggregating winning odds from 23 online bookmakers – the forecast winning probability for Spain is 25.8% followed by Germany with 22.2%, while all other competitors have much lower winning probabilities (The Netherlands are in third place with a predicted 11.3%). Furthermore, by complementing the bookmaker consensus results with simulations of the whole tournament, we can infer that the probability for a rematch between Spain and Germany in the final is 8.9% with the odds just slightly in favor of Spain for prevailing again in such a final (with a winning probability of 52.9%). Thus, one can conclude that – based on bookmakers’ expectations – it seems most likely that history repeats itself and Spain defends its European championship title against Germany. However, this outcome is by no means certain and many other courses of the tournament are not unlikely as will be presented here.

All forecasts are the result of an aggregation of quoted winning odds for each team in the EURO 2012: These are first adjusted for profit margins (“overrounds”), averaged on the log-odds scale, and then transformed back to winning probabilities. Moreover, team abilities (or strengths) are approximated by an “inverse” procedure of tournament simulations, yielding estimates of all pairwise probabilities (for matches between each pair of teams) as well as probabilities to proceed to the various stages of the tournament. This technique correctly predicted the EURO 2008 final (Leitner, Zeileis, and Hornik 2008), with better results than other rating/forecast methods (Leitner, Zeileis, and Hornik 2010a), and correctly predicted Spain as the 2010 FIFA World Champion (Leitner, Zeileis, and Hornik 2010b). Compared to the EURO 2008 forecasts, there are many parallels but two notable differences: First, the gap between Spain/Germany and all remaining teams is much larger. Second, the odds for the predicted final were slightly in favor of Germany in 2008 whereas this year the situation is reversed.

Keywords: consensus, agreement, bookmakers odds, sports tournaments, EURO 2012.

1. Bookmaker consensus

In order to forecast the winner of the EURO 2012, we obtained long-term winning odds from 23 online bookmakers (see Table 2 at the end). These quoted odds of the bookmakers do not represent the true chances that a team will win the tournament, because they include the stake and a profit margin, better known as the “overround” on the “book” (for further details

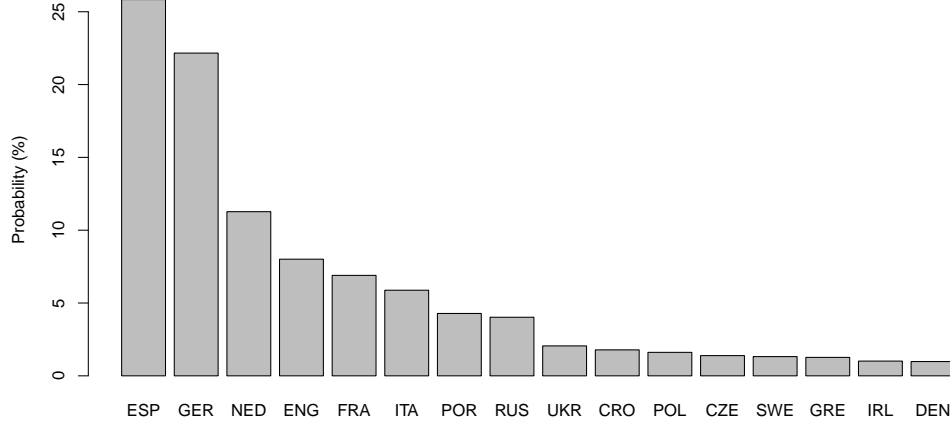


Figure 1: EURO 2012 winning probabilities from the bookmaker consensus rating.

Team	FIFA code	Probability	Log-odds	Log-ability	Group
Spain	ESP	25.8	−1.055	−2.025	C
Germany	GER	22.2	−1.256	−2.140	B
Netherlands	NED	11.3	−2.063	−2.464	B
England	ENG	8.0	−2.441	−2.654	D
France	FRA	6.9	−2.602	−2.700	D
Italy	ITA	5.9	−2.773	−2.776	C
Portugal	POR	4.3	−3.107	−2.857	B
Russia	RUS	4.0	−3.172	−2.993	A
Ukraine	UKR	2.1	−3.863	−3.158	D
Croatia	CRO	1.8	−4.009	−3.178	C
Poland	POL	1.6	−4.111	−3.332	A
Czech Republic	CZE	1.4	−4.263	−3.351	A
Sweden	SWE	1.3	−4.313	−3.266	D
Greece	GRE	1.3	−4.356	−3.375	A
Republic of Ireland	IRL	1.0	−4.582	−3.348	C
Denmark	DEN	1.0	−4.614	−3.325	B

Table 1: Bookmaker consensus rating for the EURO 2012, obtained from 23 online bookmakers. For each team, the consensus winning probability (in %), corresponding log-odds, simulated log-abilities, and group in tournament is provided.

see [Henery 1999](#); [Forrest, Goddard, and Simmons 2005](#)). More precisely, the quoted odds are derived from the underlying “true” odds as: $quoted\ odds = odds \cdot \delta + 1$, where +1 is the stake (which is to be paid back to the bookmakers’ customers in case they win) and $\delta < 1$ is the proportion of the bets that is actually paid out by the bookmakers. The remaining proportion $1 - \delta$ is the overround which is the main basis of the bookmakers’ profits (for some illustrations see also [Wikipedia 2012](#) and the links therein). Assuming that each bookmaker’s δ is constant across the various teams in the tournament (see [Leitner et al. 2010a](#), for all details), we obtain overrounds for all 23 bookmakers with a median value of 14.3%.

To aggregate the overround-adjusted odds across the 23 bookmakers, we transform them to the log-odds (also known as logit) scale where averaging (as in [Leitner et al. 2010a](#)) or

more generally linear modeling (as in [Leitner, Zeileis, and Hornik 2011](#)) is reasonable. The bookmaker consensus is then obtained by team-specific means on the log-odds scale (see column 4 in Table 1) and then transformed back to the associated winning probabilities (see column 3 in Table 1). The winning probabilities for all 16 participating teams are also depicted in the barchart in Figure 1.

According to the bookmaker consensus, Spain – the defending European and World champion – has the highest probability of 25.8% of winning the tournament. The expected runner-up is Germany with 22.2%. This situation gives the same final as expected and played in 2008.

The top two are followed by The Netherlands (with a winning probability of 11.3%), the runner-up of the World Cup final of 2010, and England (8%). While these teams are the “best of the rest”, they are still clearly behind Spain and Germany. The teams with the lowest winning probability are the Republic of Ireland and Denmark, both with approximately 1%.

Although forecasting the winning probabilities for the EURO 2012 is the main concern in our investigation, there is also interest in the team abilities underlying the bookmakers’ expectations. The tournament schedule was already known at the time the bookmakers odds were retrieved, and hence should be included in the expectations about the outcome of the tournament. To strip the “tournament effects” from this measure, we employ an “inverse” application of tournament simulations using team-specific abilities. The idea is:

1. If team abilities (or strengths) are available, pairwise winning probabilities can be derived for each possible match (see Section 2).
2. Given pairwise winning probabilities, the whole tournament can be easily simulated to see which team proceeds to which stage in the tournament and which team finally takes the victory.
3. Such a tournament simulation can then be run sufficiently often (here 100,000 times) to obtain relative frequencies for each team winning the tournament.

Here, we use an iterative approach to find team abilities so that the corresponding simulated winning probabilities (from 100,000 runs) closely match the bookmaker consensus probabilities. See [Leitner *et al.* \(2010a\)](#) for the details of this method. The resulting team abilities for the EURO 2012 are shown, for comparison reasons, as log-abilities (on the log-odds scale) in Table 1.

For the simulations, the whole tournament schedule is implemented: The 16 teams are drawn into four groups, labeled A, B, C, and D (see Table 1). Each group of four plays a round-robin (six matches within the group) and the top two teams in each group advance to the quarter-final, where the winner of group A plays against the second best team of group B (first quarter-final) and the winner of group B plays against the second best team of group A (second quarter-final). Analogously, the winner of group C plays against the second best team of group D (third quarter-final) and the winner of group D plays against the second best team of group C (fourth quarter-final). The four winners of the quarter-finals reach the semi-finals, where the winner of the first quarter-final plays against the winner of the third one and the winner of the second quarter-final plays against the winner of the fourth. The winners of the semi-finals then play the final and the winner of the final is the European football champion 2012.

2. Pairwise comparisons

A classical approach to the modeling of winning probabilities in pairwise comparisons (i.e., matches between teams/players) is that of [Bradley and Terry \(1952\)](#). It is also similar to the ideas of the Elo rating ([Elo 2008](#)) which is popular in sports. The [Bradley and Terry \(1952\)](#) approach models the probability that a Team A beats a Team B by their associated abilities (or strengths) as

$$\Pr(A \text{ beats } B) = \frac{\text{ability}_A}{\text{ability}_A + \text{ability}_B}.$$

As explained in Section 1, the abilities for the teams in the EURO 2012 have been chosen such that when simulating the whole tournament with these pairwise winning probabilities

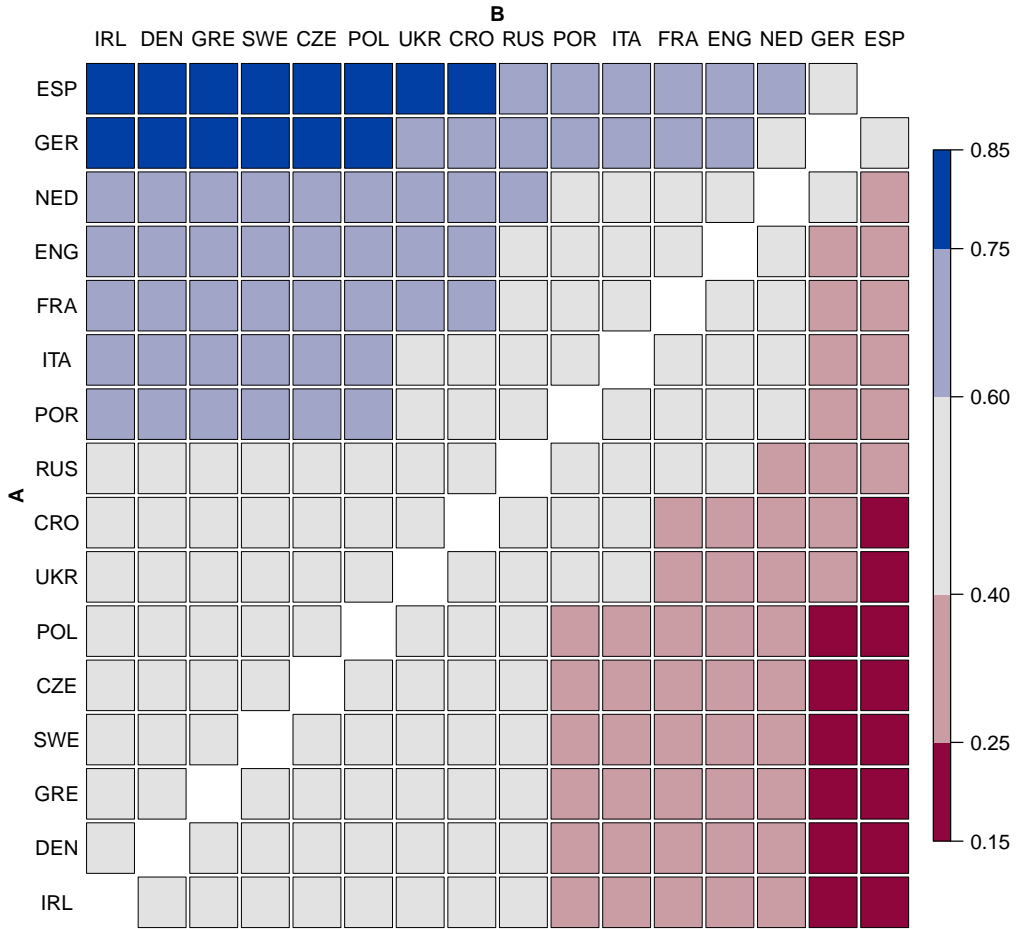


Figure 2: Winning probabilities in pairwise comparisons of all EURO 2012 teams. Light gray signals that either team is almost equally likely to win a match between Teams A and B (probability between 40% and 60%). Light and dark blue, respectively, correspond to a moderate (60% to 75%) or clear (75% to 85%) winning probability in favor of Team A . Vice versa, light and dark red correspond to moderate and clear advantages for Team B , respectively.

$\Pr(A \text{ beats } B)$, the resulting winning probabilities for the whole tournament are close to the bookmaker consensus winning probabilities (see Table 1).

Table 1 provides the log-abilities for all teams and the implied pairwise winning probabilities are visualized in Figure 2. This shows that Spain would have very high winning probabilities (between 75% and 85%) in matches against the eight weaker teams in the tournament, and still moderately large winning probabilities (between 60% and 75%) in matches against the next six stronger teams. Spain’s strength is only roughly matched by Germany with an associated winning probability of 52.9%. Furthermore, Germany’s team is also rather strong with very high winning probabilities against six teams, moderately high probabilities against seven teams, and comparable in strength only to Spain and The Netherlands. The latter, however, could be important because The Netherlands are playing in the same group (B) as Germany. Finally, it is worth pointing out that among the weaker nine teams (from Russia to Ireland), there are no clear favorites: all teams have roughly comparable abilities resulting in winning probabilities between 40% and 60% for all possible matches.

3. Performance throughout the tournament

As pointed out above, using the pairwise comparison approach from Section 2 and the abilities implied by the bookmaker consensus rating (see Table 1), the whole tournament can be simulated. From 100,000 tournament runs we can obtain estimates for the expected performance of each team throughout the tournament. More specifically, we obtain probabilities for each team to “survive” over the tournament, i.e., proceed from the group-phase to the quarter-finals, semi-finals, the final and to win the tournament. The latter simulated winning probabilities for the tournament then match the bookmaker consensus winning probabilities.

Figure 3 depicts these “survival” curves for all 16 teams within the groups they were drawn in. One can see that whereas the groups B, C and D have more or less clear favorites for surviving the group-phase, group A has no clear favorites. Also, for the teams from group A the probability to proceed to the semifinals is extremely low because they have to face teams from the strong group B in the quarter-finals. Conversely, the survival curves of Germany and The Netherlands are rather flat for proceeding from quarter- to semi-finals as they will face a relatively weak opponent. Furthermore, the situation in group D is particularly exciting because the group’s favorites (England and France) are extremely close and it will be very interesting to see which team can avoid facing the expected group C winner Spain in the quarter-finals already.

From these considerations it is rather clear that the teams’ abilities are not evenly distributed across the four groups. In particular, there was some debate in the media about Germany having to play a much stronger group than Spain. To provide some further insights into these group effects resulting from the tournament draw, Figure 4 shows the average log-ability of the teams in each group, excluding the group favorite (and centered by the median log-ability). Thus, team Germany has to play against much stronger opponents than Spain or England while Russia is the favorite in the weakest group (as judged by the bookmakers). Clearly, Germany has to face the strongest group but will play against a team from the weakest group in the quarter-finals (provided they proceed to that stage). Hence, it is not much harder for Germany to proceed to the final than for Spain.

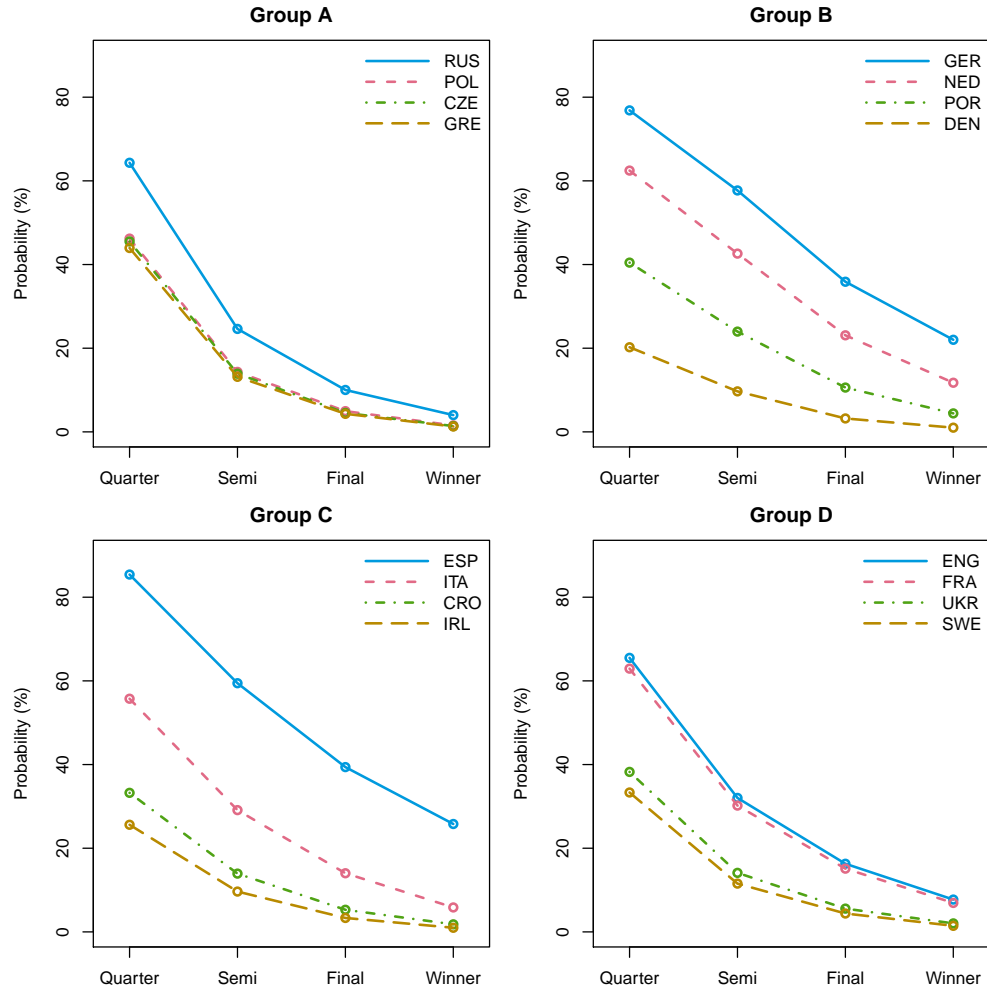


Figure 3: Probability for each team to “survive” in the EURO 2012, i.e., proceed from the group-phase to the quarter finals, semi-finals, the final and to win the tournament.

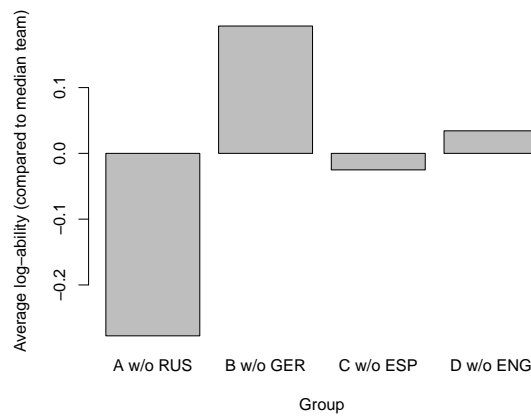


Figure 4: Group strengths. Average log-ability within each group, excluding the group favorite and centered by median log-ability across all teams.

4. Conclusions

Bookmakers can be regarded as experts in assessing the outcomes of sports tournaments. They have to judge all possible outcomes and assign odds to them – doing a poor job (i.e., assigning too high or too low odds) will cost them money. Hence, we base our forecasts for the EURO 2012 tournament on the expectations of 23 such experts. We (1) adjust the quoted odds by removing the bookmakers’ overrounds, (2) derive a consensus rating by averaging on a suitable scale and then transforming to probabilities, (3) infer the corresponding tournament-draw-adjusted team abilities using a classical pairwise-comparison model. This bookmaker consensus model allows for a variety of probability forecasts for various events of interest in the EURO 2012 tournament.

Not surprisingly, these forecasts are related to other rankings of the teams in the EURO 2012, notably the FIFA and Elo ratings. However, while being correlated to both (Spearman rank correlation of 0.65 with the FIFA and 0.815 with the Elo rating), the bookmaker consensus model provides offers two advantages: It provides winning and “survival” probabilities for the tournament and performed very well at the EURO 2008 (Leitner *et al.* 2010a).

Needless to say, of course, that all predictions are in probabilities that are far from being certain (i.e., much lower than 100%). While Spain beating Germany is the most likely event in the bookmakers’ expert opinions, many other outcomes are not unlikely as well which will hopefully make the EURO 2012 the exciting event that football fans worldwide are looking forward to.

References

- Bradley RA, Terry ME (1952). “Rank Analysis of Incomplete Block Designs: I. The Method of Paired Comparisons.” *Biometrika*, **39**, 324–345.
- Elo AE (2008). *The Rating of Chess Players, Past and Present*. Ishi Press, San Rafael.
- Forrest D, Goddard J, Simmons R (2005). “Odds-Setters as Forecasters: The Case of English Football.” *International Journal of Forecasting*, **21**, 551–564.
- Henery RJ (1999). “Measures of Over-Round in Performance Index Betting.” *Journal of the Royal Statistical Society D*, **48**(3), 435–439.
- Leitner C, Zeileis A, Hornik K (2008). “Who is Going to Win the EURO 2008? (A Statistical Investigation of Bookmakers Odds).” *Report 65*, Department of Statistics and Mathematics, Wirtschaftsuniversität Wien, Research Report Series. URL <http://epub.wu.ac.at/1570/>.
- Leitner C, Zeileis A, Hornik K (2010a). “Forecasting Sports Tournaments by Ratings of (Prob)abilities: A Comparison for the EURO 2008.” *International Journal of Forecasting*, **26**(3), 471–481. doi:10.1016/j.ijforecast.2009.10.001.
- Leitner C, Zeileis A, Hornik K (2010b). “Forecasting the Winner of the FIFA World Cup 2010.” *Report 100*, Institute for Statistics and Mathematics, WU Wirtschaftsuniversität Wien, Research Report Series. URL <http://epub.wu.ac.at/702/>.

Leitner C, Zeileis A, Hornik K (2011). “Bookmaker Consensus and Agreement for the UEFA Champions League 2008/09.” *IMA Journal of Management Mathematics*, **22**(2), 183–194. doi:10.1093/imaman/dpq016.

Wikipedia (2012). “Odds — Wikipedia, The Free Encyclopedia.” Online, accessed 2012-05-18, URL <http://en.wikipedia.org/wiki/Odds>.

Affiliation:

Achim Zeileis
Department of Statistics
Faculty of Economics and Statistics
Universität Innsbruck
Universitätsstr. 15
6020 Innsbruck, Austria
E-mail: Achim.Zeileis@R-project.org

Christoph Leitner, Kurt Hornik
Institute for Statistics and Mathematics
Department of Finance, Accounting and Statistics
WU Wirtschaftsuniversität Wien
Augasse 2–6
1090 Wien, Austria
E-mail: Christoph.Leitner@wu.ac.at, Kurt.Hornik@wu.ac.at

	ESP	GER	NED	ENG	FRA	ITA	POR	RUS
bwin	3.75	3.75	8.0	13.0	12.0	13.0	17	23
X10Bet	3.25	3.70	8.0	9.7	12.5	15.0	20	20
X888sport	3.50	4.00	8.0	11.0	13.0	15.0	21	19
bet365	3.50	4.00	8.5	10.0	13.0	15.0	21	21
BETFRED	3.50	4.00	7.5	11.0	13.0	15.0	21	21
betinternet	3.25	4.00	7.5	9.0	13.0	15.0	19	21
BETVICTOR	3.50	3.75	7.5	10.0	13.0	15.0	21	23
BLUESQ	3.50	4.00	8.0	11.0	13.0	15.0	21	19
bodog	3.60	4.33	8.0	11.0	13.0	15.0	21	23
Boylesports	3.50	4.33	8.5	12.0	13.0	15.0	19	21
corbettsports	3.25	4.00	8.0	11.0	13.0	15.0	21	21
Ladbrokers	3.50	4.00	8.0	10.0	12.0	13.0	21	21
PaddyPower	3.50	4.50	8.0	11.0	13.0	15.0	19	21
Panbet	3.50	4.33	7.0	11.0	15.0	15.0	21	18
SkyBET	3.50	4.00	7.5	11.0	12.0	15.0	21	21
sportingbet	3.50	4.00	7.5	11.0	12.0	13.0	19	21
SPREADEX	3.25	4.00	7.0	11.0	9.5	16.0	19	26
StanJames	3.50	4.00	7.5	11.0	13.0	15.0	21	21
totesport	3.50	4.00	7.5	11.0	13.0	15.0	21	21
UNIBET	3.70	3.75	8.0	12.5	11.0	16.0	20	25
WilliamHILL	3.25	4.00	8.0	9.0	13.0	15.0	21	21
BETDAQ	3.70	4.40	8.2	13.0	14.0	15.5	22	27
betfair	3.80	4.30	8.4	13.0	14.0	16.0	22	26
	UKR	CRO	POL	CZE	SWE	GRE	IRL	DEN
bwin	41	41	41	67	51	67	81	81
X10Bet	43	41	53	53	70	66	76	81
X888sport	41	51	67	67	81	67	101	101
bet365	41	41	51	51	51	67	81	81
BETFRED	41	51	67	51	67	67	81	81
betinternet	34	41	51	51	67	67	67	81
BETVICTOR	41	51	67	67	51	81	101	101
BLUESQ	41	51	67	67	81	67	101	101
bodog	41	51	51	67	67	81	101	81
Boylesports	41	51	51	67	67	67	81	81
corbettsports	41	51	51	67	67	67	101	101
Ladbrokers	41	51	51	67	67	51	101	101
PaddyPower	41	41	51	51	67	81	81	101
Panbet	34	41	51	51	67	67	67	81
SkyBET	41	41	51	51	67	67	67	81
sportingbet	41	51	51	67	67	81	101	101
SPREADEX	41	51	34	81	51	41	101	67
StanJames	51	51	51	51	67	51	51	67
totesport	41	51	67	51	67	67	81	81
UNIBET	50	50	50	75	65	80	100	80
WilliamHILL	41	51	51	51	67	67	81	101
BETDAQ	56	66	66	100	72	90	90	112
betfair	55	65	65	100	80	95	110	110

Table 2: Quoted odds from 23 online bookmakers for all teams in the EURO 2012. Obtained on 2012-05-09 from <http://www.oddscomparisons.com/football/european-championship/> and <http://www.bwin.com/>, respectively.

University of Innsbruck - Working Papers in Economics and Statistics
Recent Papers can be accessed on the following webpage:

<http://eeecon.uibk.ac.at/wopec/>

- 2012-09 **Achim Zeileis, Christoph Leitner, Kurt Hornik:** [History repeating: Spain beats Germany in the EURO 2012 Final](#)
- 2012-08 **Loukas Balafoutas, Glenn Dutcher, Florian Lindner, Dmitry Ryvkin:** [To reward the best or to punish the worst? A comparison of two tournament mechanisms with heterogeneous agents](#)
- 2012-07 **Stefan Lang, Nikolaus Umlauf, Peter Wechselberger, Kenneth Harttgen, Thomas Kneib:** [Multilevel structured additive regression](#)
- 2012-06 **Elisabeth Waldmann, Thomas Kneib, Yu Ryan Yu, Stefan Lang:** [Bayesian semiparametric additive quantile regression](#)
- 2012-05 **Eric Mayer, Sebastian Rueth, Johann Scharler:** [Government debt, inflation dynamics and the transmission of fiscal policy shocks](#)
- 2012-04 **Markus Leibrecht, Johann Scharler:** [Government size and business cycle volatility; How important are credit constraints?](#)
- 2012-03 **Uwe Dulleck, David Johnston, Rudolf Kerschbamer, Matthias Sutter:** [The good, the bad and the naive: Do fair prices signal good types or do they induce good behaviour?](#)
- 2012-02 **Martin G. Kocher, Wolfgang J. Luhan, Matthias Sutter:** [Testing a forgotten aspect of Akerlof's gift exchange hypothesis: Relational contracts with individual and uniform wages](#)
- 2012-01 **Loukas Balafoutas, Florian Lindner, Matthias Sutter:** [Sabotage in tournaments: Evidence from a natural experiment](#)
- 2011-29 **Glenn Dutcher:** [How Does the Social Distance Between an Employee and a Manager affect Employee Competition for a Reward?](#)
- 2011-28 **Ronald Peeters, Marc Vorsatz, Markus Walzl:** [Truth, trust, and sanctions: On institutional selection in sender-receiver games *forthcoming in Scandinavian Journal of Economics*](#)
- 2011-27 **Haoran He, Peter Martinsson, Matthias Sutter:** [Group Decision Making Under Risk: An Experiment with Student Couples *forthcoming in Economics Letters*](#)

- 2011-26 **Andreas Exenberger, Andreas Pondorfer:** Rain, temperature and agricultural production: The impact of climate change in Sub-Sahara Africa, 1961-2009
- 2011-25 **Nikolaus Umlauf, Georg Mayr, Jakob Messner, Achim Zeileis:** Why Does It Always Rain on Me? A Spatio-Temporal Analysis of Precipitation in Austria *forthcoming in Austrian Journal of Statistics*
- 2011-24 **Matthias Bank, Alexander Kupfer, Rupert Sendlhofer:** Performance-sensitive government bonds - A new proposal for sustainable sovereign debt management
- 2011-23 **Gerhard Reitschuler, Rupert Sendlhofer:** Fiscal policy, trigger points and interest rates: Additional evidence from the U.S.
- 2011-22 **Bettina Grün, Ioannis Kosmidis, Achim Zeileis:** Extended beta regression in R: Shaken, stirred, mixed, and partitioned
- 2011-21 **Hannah Frick, Carolin Strobl, Friedrich Leisch, Achim Zeileis:** Flexible Rasch mixture models with package psychomix
- 2011-20 **Thomas Grubinger, Achim Zeileis, Karl-Peter Pfeiffer:** evtree: Evolutionary learning of globally optimal classification and regression trees in R
- 2011-19 **Wolfgang Rinnergschwentner, Gottfried Tappeiner, Janette Walde:** Multivariate stochastic volatility via wishart processes - A continuation
- 2011-18 **Jan Verbesselt, Achim Zeileis, Martin Herold:** Near Real-Time Disturbance Detection in Terrestrial Ecosystems Using Satellite Image Time Series: Drought Detection in Somalia *forthcoming in Remote Sensing and Environment*
- 2011-17 **Stefan Borsky, Andrea Leiter, Michael Pfaffermayr:** Does going green pay off? The effect of an international environmental agreement on tropical timber trade
- 2011-16 **Pavlo Blavatsky:** Stronger Utility
- 2011-15 **Anita Gantner, Wolfgang Höchtel, Rupert Sausgruber:** The pivotal mechanism revisited: Some evidence on group manipulation
- 2011-14 **David J. Cooper, Matthias Sutter:** Role selection and team performance
- 2011-13 **Wolfgang Höchtel, Rupert Sausgruber, Jean-Robert Tyran:** Inequality aversion and voting on redistribution
- 2011-12 **Thomas Windberger, Achim Zeileis:** Structural breaks in inflation dynamics within the European Monetary Union

- 2011-11 **Loukas Balafoutas, Adrian Beck, Rudolf Kerschbamer, Matthias Sutter:** What drives taxi drivers? A field experiment on fraud in a market for credence goods
- 2011-10 **Stefan Borsky, Paul A. Raschky:** A spatial econometric analysis of compliance with an international environmental agreement on open access resources
- 2011-09 **Edgar C. Merkle, Achim Zeileis:** Generalized measurement invariance tests with application to factor analysis
- 2011-08 **Michael Kirchler, Jürgen Huber, Thomas Stöckl:** Thar she bursts - reducing confusion reduces bubbles *modified version forthcoming in American Economic Review*
- 2011-07 **Ernst Fehr, Daniela Rützler, Matthias Sutter:** The development of egalitarianism, altruism, spite and parochialism in childhood and adolescence
- 2011-06 **Octavio Fernández-Amador, Martin Gächter, Martin Larch, Georg Peter:** Monetary policy and its impact on stock market liquidity: Evidence from the euro zone
- 2011-05 **Martin Gächter, Peter Schwazer, Engelbert Theurl:** Entry and exit of physicians in a two-tiered public/private health care system
- 2011-04 **Loukas Balafoutas, Rudolf Kerschbamer, Matthias Sutter:** Distributional preferences and competitive behavior *forthcoming in Journal of Economic Behavior and Organization*
- 2011-03 **Francesco Feri, Alessandro Innocenti, Paolo Pin:** Psychological pressure in competitive environments: Evidence from a randomized natural experiment: Comment
- 2011-02 **Christian Kleiber, Achim Zeileis:** Reproducible Econometric Simulations
- 2011-01 **Carolin Strobl, Julia Kopf, Achim Zeileis:** A new method for detecting differential item functioning in the Rasch model

University of Innsbruck

Working Papers in Economics and Statistics

2012-09

Achim Zeileis, Christoph Leitner, Kurt Hornik

History repeating: Spain beats Germany in the EURO 2012 Final

Abstract

Four years after the last European football championship (EURO) in Austria and Switzerland, the two finalists of the EURO 2008 - Spain and Germany - are again the clear favorites for the EURO 2012 in Poland and the Ukraine. Using a bookmaker consensus rating - obtained by aggregating winning odds from 23 online bookmakers - the forecast winning probability for Spain is 25.8% followed by Germany with 22.2%, while all other competitors have much lower winning probabilities (The Netherlands are in third place with a predicted 11.3%). Furthermore, by complementing the bookmaker consensus results with simulations of the whole tournament, we can infer that the probability for a rematch between Spain and Germany in the final is 8.9% with the odds just slightly in favor of Spain for prevailing again in such a final (with a winning probability of 52.9%). Thus, one can conclude that - based on bookmakers' expectations - it seems most likely that history repeats itself and Spain defends its European championship title against Germany. However, this outcome is by no means certain and many other courses of the tournament are not unlikely as will be presented here.

All forecasts are the result of an aggregation of quoted winning odds for each team in the EURO 2012: These are first adjusted for profit margins ("overrounds"), averaged on the log-odds scale, and then transformed back to winning probabilities. Moreover, team abilities (or strengths) are approximated by an "inverse" procedure of tournament simulations, yielding estimates of all pairwise probabilities (for matches between each pair of teams) as well as probabilities to proceed to the various stages of the tournament. This technique correctly predicted the EURO 2008 final (Leitner, Zeileis, Hornik 2008), with better results than other rating/forecast methods (Leitner, Zeileis, Hornik 2010a), and correctly predicted Spain as the 2010 FIFA World Champion (Leitner, Zeileis, Hornik 2010b). Compared to the EURO 2008 forecasts, there are many parallels but two notable differences: First, the gap between Spain/Germany and all remaining teams is much larger. Second, the odds for the predicted final were slightly in favor of Germany in 2008 whereas this year the situation is reversed.

ISSN 1993-4378 (Print)

ISSN 1993-6885 (Online)