

Maciejovsky, Boris; Sutter, Matthias; Budescu, David V.; Bernau, Patrick

Working Paper

Teams Make You Smarter: Learning and Knowledge Transfer in Auctions and Markets by Teams and Individuals

Working Papers in Economics and Statistics, No. 2010-17

Provided in Cooperation with:

Institute of Public Finance, University of Innsbruck

Suggested Citation: Maciejovsky, Boris; Sutter, Matthias; Budescu, David V.; Bernau, Patrick (2010) : Teams Make You Smarter: Learning and Knowledge Transfer in Auctions and Markets by Teams and Individuals, Working Papers in Economics and Statistics, No. 2010-17, University of Innsbruck, Department of Public Finance, Innsbruck

This Version is available at:

<https://hdl.handle.net/10419/73479>

Standard-Nutzungsbedingungen:

Die Dokumente auf EconStor dürfen zu eigenen wissenschaftlichen Zwecken und zum Privatgebrauch gespeichert und kopiert werden.

Sie dürfen die Dokumente nicht für öffentliche oder kommerzielle Zwecke vervielfältigen, öffentlich ausstellen, öffentlich zugänglich machen, vertreiben oder anderweitig nutzen.

Sofern die Verfasser die Dokumente unter Open-Content-Lizenzen (insbesondere CC-Lizenzen) zur Verfügung gestellt haben sollten, gelten abweichend von diesen Nutzungsbedingungen die in der dort genannten Lizenz gewährten Nutzungsrechte.

Terms of use:

Documents in EconStor may be saved and copied for your personal and scholarly purposes.

You are not to copy documents for public or commercial purposes, to exhibit the documents publicly, to make them publicly available on the internet, or to distribute or otherwise use the documents in public.

If the documents have been made available under an Open Content Licence (especially Creative Commons Licences), you may exercise further usage rights as specified in the indicated licence.

University of Innsbruck



**Working Papers
in
Economics and Statistics**

**Teams Make You Smarter: Learning and Knowledge
Transfer in Auctions and Markets by Teams and
Individuals**

Boris Maciejovsky, Matthias Sutter,
David V. Budescu and Patrick Bernau

2010-17

Running head: TEAMS MAKE YOU SMARTER

Teams Make You Smarter:

Learning and Knowledge Transfer in Auctions and Markets by Teams and Individuals

Boris Maciejovsky, Matthias Sutter, David V. Budescu, Patrick Bernau

Boris Maciejovsky is an Assistant Professor in Marketing, Imperial College London, South Kensington Campus, London, SW7 2AZ, UK, b.maciejovsky@imperial.ac.uk; Matthias Sutter is a Professor of Experimental Economics, University of Innsbruck, Universitätsstrasse 15, A-6020 Innsbruck, Austria, matthias.sutter@uibk.ac.at, and Professor of Economics, University of Gothenburg, Vasagatan 1, SE-40530 Göteborg, Sweden; David V. Budescu is the Anne Anastasi Professor of Psychometrics and Quantitative Psychology, Fordham University, Rose Hill Campus, Bronx, NY 10458, USA, budescu@fordham.edu; Patrick Bernau is a PhD student at University of Cologne, Albertus-Magnus-Platz, 50923 Köln, and University of Innsbruck, bern@patrick-bernau.de.

Abstract (99 words)

We study the impact of team decision making on market behavior and its consequences for subsequent individual performance in the Wason selection task, the single-most studied reasoning task. We reformulated the task in terms of “assets” in a market context. Teams of traders learn the task’s solution faster than individuals and achieve this with weaker, less specific, performance feedback. Some teams even perform better than the best individuals. The experience of team decision-making in the market also creates positive knowledge spillovers for post-market individual performance in solving new Wason tasks, implying that team experiences enhance individual problem-solving skills.

Introduction

Many important decisions that, in principle, could be made by individuals are routinely made by teams. These include strategic decisions (e.g., boards of directors deciding on how much to invest in R&D, which products to launch, and in which markets to compete), allocation decisions (e.g., committees deciding on budgetary allocations), merit-based forecasting decisions (e.g., scientific panels deciding which research proposals to fund and editorial boards deciding which books to publish), intellectual decisions (e.g., committees solving complex problems) and judgmental decisions (e.g., juries selecting winners of musical, literary, sport, and beauty contests).

Most of these decisions are made by teams which are transient and temporary, being assembled by an external coordinator/supervisor or congregate spontaneously and voluntarily for a short duration, ranging from a few days (jury in a trial or a musical contest) to a few years (scientific review boards or directors of a company). These teams perform their duty and then disperse. Members are frequently selected based on their qualifications, experience or expertise, and often continue to make similar decisions as individuals when their service on the team is concluded. While there is a considerable amount of research comparing the nature and quality of the decisions made by individuals and teams, there is practically no work on the effect of being on a team on subsequent individual decisions.

In this paper we provide a first step to fill this gap. We study a logical reasoning problem that (a) is hard to solve, leaving plenty of learning opportunity; (b) is general, allowing us to test for knowledge transfers from team decision making on subsequent individual performance; (c) can be embedded in the context of auctions/markets that offer unambiguous and identical opportunities and incentives to

all (teams and individuals), without (d) creating intra-group conflict. Our results indicate that teams (1) learn faster the solution to a reasoning problem than individuals; (2) need less specific (and weaker) performance feedback in doing so; (3) might even perform at a higher level than the best individuals, and (4) have significant spillover effects on post-market individual performance in the same task, such that individuals who have been members of a team on the market – rather than having traded on their own – are better able to solve similar reasoning tasks.

Related literature

Previous research indicates that, in general, teams perform better than individuals (Tindale, Kameda & Hinsz, 2003).¹ For instance, teams are better in solving intellectual tasks (e.g., Laughlin, 1980) and are better calibrated in assessing their knowledge (Allwood, & Granhag, 1996). Teams have also been shown to play more strategically in signaling games (Cooper & Kagel, 2005), demonstrate higher levels of strategic sophistication in normal-form games (Sutter, Czermak & Feri, 2010), and coordinate more efficiently than individuals in coordination games (Feri, Irlenbusch & Sutter, forthcoming). Teams are more competitive and less likely to collude (Bornstein, Kugler, Budescu & Selten, 2008). Their behavior approaches the game-theoretic equilibrium more closely than individuals in the ultimatum game (Robert & Carnevale, 1997; Bornstein & Yaniv, 1998), the centipede game (Bornstein, Kugler & Ziegelmeyer, 2004), the trust game (Kugler, Kocher, Sutter & Bornstein, 2007), the beauty-contest game (Kocher & Sutter, 2005), the dictator game

¹ There are, however, limitations to this general pattern (see, for instance, Barber & Odean, 2000; Levine & Moreland, 1998).

(Luhan, Kocher & Sutter, 2009), and in common pool dilemmas (Gillet, Schram & Sonnemans, 2009).

The superiority of teams – relative to individuals – has been attributed to the “truth-wins” norm, suggesting that teams perform at the level of the best of an equal number of individuals (Laughlin & Ellis, 1986). Successful teams engage in active discussions, allowing team members to put themselves in the shoes of their opponent (Cooper & Kagel, 2005). These discussions allow team members to identify erroneous reasoning, reject incorrect solutions, and stimulate a more thoughtful engagement with the task at hand (Davis, 1992).

Given that, everything else being equal, teams perform better than individuals, we seek to test whether this superiority (like team membership) is transient and short-lived, or has longer-term consequences and carries over to post-interaction individual behavior. To put differently, we seek to establish that tackling a task as part of a team causes people to analyze it better and learn to solve it more effectively, allowing us to quantify the “benefits of team membership” for individual decision-making.

The Present Studies

We report the results of three studies designed to address these questions. In study 1 we seek to determine whether teams learn the solution to a reasoning problem faster than individuals in competitive auctions. In study 2 we test whether members of teams transfer their acquired knowledge more successfully to a set of new problems that need to be solved individually. Finally, in study 3 we test whether teams require weaker and less specific performance feedback to achieve these outcomes.

All three studies have a common structure consisting of three independent stages. In the first stage, participants attempted to solve a version of the Wason selection task individually (see Table 1 and the next section for details). In the second stage participants submitted bids for potential solutions in combinatorial auctions (Studies 1 and 2) or traded solutions in double auctions (Study 3). Participants either interacted individually with three other individuals or were part of two-person teams that interacted with three other two-person teams. In the third stage, participants were asked to solve new versions of the Wason selection tasks individually (Table 1).

Next we describe the Wason selection task in more detail and explain the auction mechanism that was used in Study 1 and 2. The market mechanism used in Study 3 will be introduced in the methods section of Study 3.

The Wason Selection Task

The task was originally designed to test whether individuals employ the rules of formal logic, when testing conditional statements of the form “if p , then q ” (Wason, 1966). In the standard problem, individuals are shown four cards. The cards have a letter on one side and a number on the other side. The participants’ task is to verify the conditional rule “if there is a vowel (p) on one side, then there is an even number (q) on the other side” by identifying the minimal number of cards that must be flipped to fully test whether the rule is true or false. The cards shown are: E (p), K ($not-p$), 2 (q), and 7 ($not-q$). Formal logic analysis requires checking (a) the truthful implication of the rule by flipping the card E (p) and (b) the potential falsification of the rule by flipping the card 7 ($not-q$).

Typically, only around 10% of the participants solve the problem correctly (Griggs & Cox, 1983). Most participants select card E (p). Many choose only this card and others select the incorrect combination of cards E (p) and 2 (q). These findings have been replicated in numerous studies, rendering the task “the single most investigated problem in the psychology of reasoning” (Evans & Over, 1996, p. 356).

The Auction Mechanism (Study 1 and 2)

The purpose of the auction was to study whether participants can learn the correct solution to the Wason selection problem in an interactive, yet competitive setting. Participants were told that each card has a color on one side and a geometric figure on the other side. The four cards shown in the instructions were: red (p), black ($not-p$), triangle (q), and rectangle ($not-q$). For the remainder of the article, we refer to the p card as Card I, the $not-p$ card as Card II, the q card as Card III, and the $not-q$ card as Card IV. Participants were instructed to test the rule “If the card is red (p) on one side, then there is a triangle (q) on the other side” (see Table 1).

We used a combinatorial auction, allowing participants to submit buying offers (bids) for each of the 15 possible card combinations (see Figure 1 for a schematic screenshot of the auction and a complete listing of the card combinations). This procedure - in the context of the Wason selection task - was first used by Maciejovsky and Budescu (2007).

At the beginning of each trial, participants were endowed with 500 ECU (Experimental Currency Units) which were equivalent to €5 (\$6.75 at the time of the study). A total of 16 cards (four Cards I, four Cards II, four Cards III, and four Cards IV) were auctioned on each trial. During each trial, participants could submit bids for

any card combination, as long as they had enough cash holdings. At the end of each trial, the winners of the auction were determined by a computer program implementing an algorithm designed to maximize the auctioneer's (experimenter's) revenue (i.e., the bids before paying dividends). The algorithm used an exhaustive enumeration of card partitions (for a brief discussion of a similar problem see Sandholm, 2002, or Pekeč & Rothkopf, 2003).

After each trial, participants (teams or individuals) were awarded dividends of 200 ECU per correct pair of cards (I and IV), regardless of which other cards they held. (Teams' payoffs were doubled and split equally between the two members.) Dividends were paid out at the end of the experiment and, hence, could not be used to increase one's cash endowment of subsequent trials. Participants were not allowed to convert their ECU holdings to actual cash at the end of the experiment. We introduced this restriction to induce participants to acquire cards, rather than saving up their cash holdings. Finally, to keep the auction mechanism simple, we did not allow participants to buy cards on credit.

The participants in our studies were either individuals or two-person teams. More precisely, each auction consisted of four individual bidders or four two-person teams. Individuals/Teams were randomly assigned the role of participant/team A, B, C or D. Each experimental session consisted of multiple auction trials (30 in Study 1 and 10 in Study 2), and each trial lasted 60 seconds.

The specifics of the auction (e.g., performance feedback, payment selection) as well as the market mechanism for Study 3 will be explained together with the experimental design and procedure of the various studies in the following sections.

Study 1: Do Teams Learn Faster Than Individuals in Combinatorial Auctions?

Participants: One hundred twenty undergraduate students (42.5% male) from the University of Jena, aged 19 to 36 years ($M=23.24$, $SD=2.92$), participated in the study.

Experimental Design and Procedure: We contrasted learning, and subsequent knowledge transfer, in 10 markets consisting of four individual bidders each ($n=40$), and in 10 markets consisting of four two-person teams ($n=80$) each. Subsequently, we refer to the two conditions as the INDIVIDUAL and the TEAM condition, respectively.

In every experimental session we had either 16 or 20 participants. In Stage I, participants were asked to solve one Wason selection task (first problem of Table 1) individually. Correct choices were rewarded with €4 (\$5.40), but feedback was presented only at the end of the experimental session.

In Stage II, participants were randomly assigned to groups of four in the INDIVIDUAL condition and to groups of eight in the TEAM condition. In the latter, participants were randomly split into four two-person teams, and were given time to discuss the problem prior to market opening. During the market phase, teams were requested to bid on cards in the 30 consecutive one-minute auctions (identical to the INDIVIDUAL condition). Payoff feedback about dividend earnings was provided privately to individual participants and teams after each trial.

In Stage III, participants were asked to solve eight Wason problems individually (for a complete listing see Table 1). The location of the solution cards was varied across the problems (meaning that in some problems the solution was to flip cards I and IV, in others to flip cards II and IV, I and III, etc.). This task tests for

general knowledge transfers, because participants need to fully understand the solution concept of the problem to consistently identify the correct card combinations.

At the conclusion of a session, participants were paid their combined earnings from Stage I, three trials from Stage II (one randomly drawn auction from each block of 10 auctions: 1-10, 11-20, 21-30), and one randomly chosen problem from Stage III. In addition, individuals received €2.50 (\$3.38) for showing up. Participants in the TEAM condition received a show-up fee of €4.00 (\$5.40).² Sessions lasted about 120 minutes and participants earned, on average, €8.06 (\$10.88, SDs = €3.67 / \$4.95).

Results

Stage I: The average rate of correct solutions was 20.0%. The solution rates of subjects who were subsequently assigned to the INDIVIDUAL and TEAM conditions were 22.5% and 18.75%, and did not differ significantly.

Stage II: To study whether participants learned to bid for the correct cards, we computed the proportion of bids on the correct solution ($B_c^{i,t}$) out of the total amount of submitted bids ($500 - cash^{i,t}$) for each participant/team (i) on each auction trial (t). Bids on the correct solution were defined as bids for the combination of Cards I and IV, as well as bids for those two individual cards, when placed at the same time and for the same number of cards:

² The difference in show-up fees reflects the fact that the laboratory for team decisions was located further away from the university.

$$B_C^{i,t} = \begin{cases} \frac{B_{I,IV}^{i,t} + B_{sgl}^{i,t}}{500 - cash^{i,t}} & \text{if } cash^{i,t} < 500 \\ 0 & \text{otherwise} \end{cases} \quad \text{with}$$

$$B_{sgl}^{i,t} = n(B_I^{i,t} + B_{IV}^{i,t}) \text{ where } n = \min(n_I^{i,t}, n_{IV}^{i,t})$$

Bids are denoted by B , subscripts indicate card types (I, II, III, or IV), n denotes the number of bids, and superscripts denote participants/teams (i) and trials (t). Note that our definition of bids on the correct solution is conservative and represents a lower bound of the target quantity. Although participants received dividends for card combinations that included redundant cards in addition to the solution (e.g., I, II, and IV), our definition of learning requires participants to identify the solution cards precisely.

Since bidding in the auction is a function of all the bidders in a group, the unit of statistical analysis is the auction rather than the individual bidder or the team. The proportion of bids on the correct solution was aggregated across the four individuals/teams in each auction. Figure 2 shows the proportion of bids that was placed on the correct solutions as a function of experimental condition and trial. We observe a monotonic increase of bids on the correct solution across auctions for both experimental conditions, suggesting that participants learn the correct solution.

We averaged the bids across auction blocks of 5 trials (block 1: trials 1-5, block 2: trials 6-10, ..., block 6: trials 26-30) and subjected them to a 2-way mixed ANOVA with the between-subjects factor *decision unit* (INDIVIDUAL vs. TEAM) and the within-subjects factor *auction block* (1 - 6). The results show significant main effects for decision unit, $F(1, 18)=5.64, p<.05, \eta^2=.24$, and auction block, $F(5, 14)=6.16, p<.05, \eta^2=.69$, and no interaction effect.

Stage III: Overall, subjects solved, on average, 56.7% of the tasks correctly. To isolate the net learning effect, we consider only those participants who failed to solve the Wason task in Stage I. We compared the corresponding solution rates of those participants who bid individually with those who bid as part of teams in Stage II. The results of a Mann-Whitney test indicate that solution rates do not differ significantly between these groups ($z=1.03$, $p>.05$), suggesting that there was no advantage to individuals bidding in teams ($M=51.54\%$) over bidding alone (42.74%) in terms of knowledge transfer.

Discussion

Study 1 demonstrates that in the context of combinatorial auctions considerable learning takes place and it is transferred successfully to post-auction behavior. In terms of our main hypothesis we found that teams learned the solution to the Wason selection task much faster than individuals, but members of teams were not necessarily more successful in transferring their knowledge to a set of new reasoning problems in Stage III. This latter result might be due to the length of bidding: The learning advantage of teams, evinced by the proportion of correct bids, diminishes across the 30 auction trials with respect to the individual auctions (see Figure 2). This means that at the beginning of Stage III subjects both from the INDIVIDUAL and the TEAM condition achieve similar levels of learning. As a consequence, we do not observe differences in the transfer of knowledge.

To test this explanation, we investigate next whether teams are superior to individuals in terms of transferring their knowledge to new problems when the learning phase is much shorter – 10 auctions, instead of 30.

Study 2: Do Teams Transfer Their Knowledge More Successfully than Individuals in Combinatorial Auctions When Less Time for Learning is Available?

Participants: One hundred twenty undergraduate students (45% male) from the University of Jena, aged 18 to 34 years ($M=22.56$, $SD=2.82$), participated in the study. None of them had participated in Study 1.

Experimental Design and Procedure: In every experimental session we had either 16 or 24 participants. Sessions lasted about 95 minutes and participants earned, on average, €6.75 (\$9.11, $SDs=€3.17 / \$4.28$).

Study 2 is an exact replication of Study 1 with two changes: We reduced the number of auction trials from 30 to 10, and we determined payoffs for Stage II by randomly selecting only one of the 10 trials (instead of paying three out of 30 trials as in Study 1 – where we also selected one trial from the first ten trials, though).

Results

Stage I: The average rate of correct solutions was 28.3%. The solution rates of subjects who were subsequently assigned to the INDIVIDUAL and TEAM conditions were 27.5% and 28.75%, and did not differ significantly.

Stage II: Figure 3 shows the proportion of bids on the correct solution across trials as a function of experimental condition. We analyzed the proportion of bids on the correct solution in a 2-way mixed ANOVA with the between-subjects factor *decision unit* (INDIVIDUAL vs. TEAM) and the within-subjects factor *auction block* (auction trials 1-5 vs. auction trials 6-10). The results show significant main effects for decision unit, $F(1, 18)=4.54$, $p<.05$, $\eta^2=.20$, and auction block, $F(1, 18)=10.55$, $p<.05$, $\eta^2=.37$, but no interaction effect.

Stage III: Overall, participants solved, on average, 56.98% of the transfer problems. We compared the solution rates of those participants who failed to solve the Wason task in Stage I and bid individually or as part of teams in Stage II. Individuals, who participated as part of teams, solved a significantly higher percentage of transfer problems (56.36%) than individuals who participated in individual auctions (27.59%) (Mann-Whitney test $z=2.76$, $p<.05$).

Discussion

Study 2 replicates all the results of Study 1 regarding the superior learning of teams, and demonstrates that individuals who bid as part of teams were more successful in transferring their acquired knowledge to a set of new Wason problems than the individual bidders when the learning period was relatively short.

In Study 3 we extend these findings by testing whether teams can achieve similar results with weaker and less specific performance feedback. To test this hypothesis we use a market mechanism – a continuous double auction – that makes learning more difficult in comparison to the combinatorial auctions. We also manipulate the quality of earnings' feedback between successive trading periods. The distinctive characteristics of the double auction markets that make learning more difficult are:

- The market is “thin” (only four traders per auction), which leads to noisy trading prices.
- Participants engage in buying and selling activities at the same time, making it harder to properly track trading activity.

- Individual traders cannot be identified (and imitated). Only aggregate (and anonymous) market behavior is observed.
- The traders' motivation is ambiguous since this mechanism provides an incentive to acquire incorrect cards, as long as traders believe that other participants may wish to buy these cards later at a premium.
- Cards are traded individually. Since the solution requires traders to hold two cards to receive dividends, they expose themselves to execution risk (holding one card by itself is worthless without having the other).

We hypothesize that teams would achieve higher levels of learning and would be more successful at transferring their knowledge than individuals, despite the noisy market mechanism. Hence, study 3 provides a stress test for the robustness of our findings.

Study 3: Do Teams Require Less Specific Performance Feedback Than Individuals?

Participants: Two hundred forty undergraduate students (41.67% male) from the University of London, aged 19 to 36 years ($M=22.92$, $SD=2.68$), participated in the study. Sessions lasted about 100 minutes and participants earned, on average, £13.34 (\$19.89, $SDs=£4.58 / \$6.83$).

Experimental Design and Procedure: We contrasted learning, and subsequent knowledge transfers, in a 2 (decision unit: INDIVIDUAL vs. TEAM) by 2 (performance feedback: strong vs. weak) between-subjects design. We had 10 markets in each of the four cells, with $n=40$ participants in each of the two individual conditions, and 40 dyads ($n=80$) in each of the two team conditions.

In Stage I, participants were asked to solve the Wason selection task (first problem of Table 1) individually. Correct choices were rewarded with £2 (\$2.98), but feedback was presented only at the end of the experimental session.

In Stage II, participants were randomly assigned to experimental conditions and traded the cards of the second Wason selection task (second problem of Table 1) in computerized double auctions (implemented with the software z-Tree, Fischbacher, 2007). This procedure was first used in this context by Budescu and Maciejovsky (2005). Trading only started when participants had solved correctly all the items of a short quiz, designed to check understanding of the instructions.

Each market consisted of 12 trading periods during which participants could buy and / or sell the four cards simultaneously in continuous anonymous double auctions (see Figure 4 for a schematic screenshot of the auction). Each market consisted of four participants (individuals or two-person teams). At the beginning of each period, participants were endowed with 120 ECU (exchange rate: 100 ECU = £10) and with four cards of the same type (i.e., Card I, II, III, or IV). To induce trading, only one participant in each market was endowed with a given card. The card assignment was determined randomly in each period.

Trading periods lasted for 180 seconds. Participants could submit bids and / or asks; they could also accept standing offers (bids and asks) by other market participants. Only improving offers, i.e., higher bids and lower asks, were allowed. Participants were shown lists of concluded contracts for each card (in chronological order) and were informed about the remaining trading time and the current period number. Participants were not granted any credit and were not allowed to sell cards short, i.e., they were only allowed to make bids up to their cash holdings and submit asks for cards they actually owned.

If participants held the correct cards at the end of an auction period, they received dividends of 80 ECU for each complete set of solution cards. We varied the quality of the performance feedback that participants received at the end of each trading period (see Figure 5 for a schematic screenshot of the information provided). Participants in the *strong*-performance feedback condition were informed about the dividends associated with each of the four cards separately (see Figure 5a). In contrast, participants in the *weak*-performance feedback condition were only shown the aggregate amount of dividends, without a direct link to the individual card holdings (see Figure 5b).

At the end of the auction, one period was randomly selected and participants obtained their cash holdings and dividend payments for that particular period at the end of the experimental sessions.

In Stage III, participants were asked to solve eight new Wason problems (identical to Study 1 and 2) individually. One of the eight problems was randomly selected and participants received £2, if they solved it correctly, on top of their earnings from Stage I and II. If participants' total earnings fell short of £4 (\$5.96), they received this amount.

Results

Stage I: The average solution rate was 7.9%. There was no significant difference between subjects who were later assigned to the INDIVIDUAL (8.8%) and TEAM condition (7.5%).

Stage II: Figure 6 shows the average trading prices for the four cards across periods as a function of interaction and feedback. Prices for correct (incorrect) cards

were generally higher (lower) for TEAM (INDIVIDUAL) traders and with strong (weak) performance feedback. To study whether participants learned to identify the correct cards, we aggregated the trading prices across periods for each of the four cards as a function of experimental condition and the 10 market cohorts. We then computed the average trading price for the correct cards and subtracted the average trading price for the incorrect cards. This measure was subjected to a 2-way ANOVA with the between-subjects factors decision unit (INDIVIDUAL vs. TEAM) and performance feedback (strong vs. weak). The results show significant main effects for decision unit ($F(1, 35)=87.39, p<.05, \eta^2=.71$) and performance feedback ($F(1, 35)=10.58, p<.05, \eta^2=.23$), but no interaction effect (see Table 2).

Stage III: Overall, participants solved, on average, 42.71% of the transfer problems. Isolating the learning effect by considering only those participants who failed to solve the Wason task in Stage I, we compared the corresponding solution rates of those participants who bid individually with those who bid as part of teams. Individuals, who participated as part of teams, solved a significantly higher percentage of transfer problems (43.67%) than individuals who participated in individual auctions (27.23%) (Mann-Whitney test $z=2.25, p<.05$).

To investigate the combined effects of decision unit and performance feedback, we computed for each individual the percentage of correct choices across the eight transfer problems and subjected this measure to a 2-way ANOVA with the between-subjects factors decision unit (INDIVIDUAL vs. TEAM) and performance feedback (strong vs. weak). The results show a significant main effect for decision unit ($F(1, 236)=5.90, p<.05, \eta^2=.02$), but neither a significant effect for performance feedback nor an interaction effect.

Discussion

Study 3 shows that teams were able to learn the correct solution to the Wason selection problem in competitive markets with less specific (and weaker) performance feedback than individuals. To put our results in perspective note that the panels pertaining to the cards that make up the correct solution in Figure 6 show that the trading prices of *teams with weak feedback* are indistinguishable from the prices of *individuals with strong feedback*. Members of teams were also more successful in transferring their acquired knowledge to new problems in Stage III.

Synopsis: What Accounts for the Superior Learning, and Transfer of Skills, in Teams?

A straightforward explanation of our findings is that teams perform at the level of their best members. According to such a “truth wins” norm, a knowledgeable minority of group members can convince the majority by demonstrating the correct solution (Laughlin, 1980). This effect would shift the level of learning and knowledge transfers upward in teams (relative to individuals). To test this explanation we compared learning rates (inferred from the proportion of bids on the correct solutions in Studies 1 and 2) between the *best individual* in each cohort (aggregated across all trials) to the *average team* in each cohort (aggregated across trials). We did not find statistically significant differences between these distributions for Studies 1 and 2, meaning that the average team performs as good as the best individual, but not better.

However, a similar analysis for Study 3 shows that the average team performance is significantly better than the best individual traders. This analysis is based on the contrast between submitted bids for Cards III and IV. All our prior analyses suggest that the crucial indication of identifying the correct solution in the Wason selection task hinges on the insight that Card IV is essential to test it, while the

incorrect Card III seems the initially most likely candidate for a majority of subjects.

Consequently, we calculated for each individual/team the difference in bids submitted for Card IV and Card III, aggregated this measure across periods and compared the best individuals (as defined by the maximum difference between the bids submitted for Card IV and Card III) to the average team in each cohort as a function of performance feedback. The results show significant main effects for decision unit ($F(1, 36)=7.59, p<.05, \eta^2=.17$) and performance feedback ($F(1, 36)=5.90, p<.05, \eta^2=.14$), but no interaction effect (see Table 3).

Another way of confirming the superiority of teams is to compare team and individual performance on markets where none of the participants solved correctly the Wason problem in Stage I. There were a total of 24 such markets (10 in the TEAM condition and 14 in the INDIVIDUAL condition). We ran the same ANOVA of the difference in bids for Card IV and Card III on this restricted sample and obtained similar significant effects for decision unit ($F(1, 20)=28.94, p<.05, \eta^2=.59$) and feedback ($F(1, 20)=6.25, p<.05, \eta^2=.24$), confirming that teams do better than individuals and strong feedback is more effective than weak feedback.

These results provide evidence that teams are capable of performing at a higher level than the best individual traders! A reasonable explanation is that team members challenge each other's solutions, thereby inducing deeper, and more critical, levels of thinking and analysis, which help in identifying the correct solution. The fact that we observed this finding in Study 3 – the most difficult market mechanism for learning – and not in Studies 1 and 2, might be related to this very point. We speculate that individuals might be more motivated – and hence more likely to challenge each other's solutions and explanations – in more complex environments.

Conclusions

We have studied the impact of team decision making on market behavior and on subsequent individual performance in the Wason selection task, the single-most studied reasoning task. While there has been considerable research comparing the nature and quality of the decisions made by individuals and teams (see, e.g., Bornstein, Kugler & Ziegelmeyer, 2004; Bornstein & Yaniv, 1998; Cooper and Kagel, 2005; Feri, Irlenbusch & Sutter, forthcoming; Kocher and Sutter, 2005), there has been no work on the effects of being on a team on subsequent individual decisions and problem solving skills.

Our results on the differences between individuals and teams are largely in line with earlier studies, as they confirm that teams tend to perform better than individuals: Teams of traders learn the correct solution to the Wason task faster than individuals and achieve this with less specific performance feedback. Teams can even beat a very high threshold – the truth-wins norm – with less precise feedback. This seems to be driven by the teams' tendency to analyze more carefully the more complex problems. Although we do not have direct evidence, we suspect that some of the processes that were shown in other contexts to affect individual decision makers such as susceptibility to compelling and persuasive arguments (e.g., Bishop & Myers, 1974; Bornstein, 1982), or sensitivity to being evaluated by others (e.g., Curley, Yates & Abrams, 1986) play a role in this.

The main contribution of our paper relates to the degree of knowledge transfer from team decision making to subsequent individual tasks. Recall that all participants had to make a similar number of decisions – either individually or as members of two-person teams – in the auctions and markets run in Stage II of our three studies. We have found that the decision unit (acting individually or as a team) in Stage II has a

tremendous impact on the participants' performance in Stage III where they had to solve individually eight new Wason selection problems. In particular, having been a member of a team in Stage II led to higher solution rates in Stage III, and the difference to participants who had acted individually in Stage II was significant in studies 2 and 3 where the opportunities for learning were shorter and feedback was less precise.

Table 4 summarizes the rate of transfer for individuals and groups across all 3 studies (Stage III). We classify the transfer scores into 3 categories: 0-1 suggests no (or almost no) transfer, while 7-8 indicates perfect (or almost perfect) transfer. The other category (2-6 solutions) suggests mixed results, but only a small minority (13%) of the subjects falls in this group. The overall distribution is almost symmetric with, essentially, equal numbers of people in the no transfer and perfect transfer categories, but note that the pattern is different in the two groups: The modal classification for INDIVIDUAL is no transfer (54%) and for TEAMS it is perfect transfer (48%), and the two distributions are significantly different ($\chi^2_{2,df} = 9.89; p < 0.01$). Thus, we can safely conclude that the experience of team decision making increases individual problem solving skills. An important topic for future research is to determine the boundary conditions of this effect. More specifically, how stable and persistent is the effect over time and to what degree does it generalize to other problems.

Our key finding of positive knowledge spillovers from team decision-making to subsequent (post-interaction) individual behavior, and the associated enhanced problem-solving skills, has important managerial implications. It supports the use of teams in organizational tasks not only as a means to get better decisions, but also as a training tool to improve the skills of individuals for subsequent individual tasks,

suggesting that team decision-making can be used as a training instrument in human resource development.









































References

- Allwood, C. M., & Granhag, P. A. (1996). Realism in confidence judgments as a function of working in dyads or alone. *Organizational Behavior and Human Decision Performance*, **76**, 277-289.
- Barber, B. M., & Odean, T. (2000). Too many cooks spoil the profits: Investment club performance. *Financial Analyst Journal*, **56**, 17-25.
- Bishop, G. D., & Myers, D. G. (1974). Informational influences in group discussion. *Organizational Behavior and Human Performance*, **12**, 92-104.
- Bornstein, G., & Yaniv, I. (1998). Individual and group behavior in the ultimatum game: Are groups more “rational” players? *Experimental Economics*, **1**, 101-108.
- Bornstein, G., Kugler, T., Budescu, D. V., & Selten, R. (2008). Repeated price competition between teams. *Journal of Economic Behavior and Organization*, **66**, 808-821.
- Bornstein, G., Kugler, T., & Ziegelmeyer, A. (2004). Individual and group decisions in the centipede game: Are groups more rational players? *Journal of Experimental Social Psychology*, **40**, 599-605.
- Budescu, D. V., & Maciejovsky, B. (2005). The effect of monetary feedback and information spillover on cognitive errors: Evidence from competitive markets. *Management Science*, **51**, 1829-1843.
- Burnstein, E. (1982). Persuasion as argument processing. In: H. Brandstätter, J. H. Davis, & G. Stocher-Kreichgauer (Eds.). *Contemporary Problems in Group Decision-Making* (pp. 103-125). New York: Academic Press.
- Cooper, D. J., & Kagel, J. H. (2005). Are two heads better than one? Team versus individual play in signaling games. *American Economic Review*, **95**, 477-509.
- Curley, S. P., Yates, J. F., & Abrams, R. A. (1986). Psychological sources of ambiguity avoidance. *Organizational Behavior and Human Decision Processes*, **38**, 230-256.
- Davis, J. H. (1992). Some compelling intuitions about group consensus decisions, theoretical and empirical research, and interpersonal aggregation phenomena: Selected examples, 1950-1990. *Organizational Behavior and Human Decision Processes*, **52**, 3-38.
- Evans, J. S. B. T., & Over, D. E. (1996). Rationality in the selection task: Epistemic utility versus uncertainty reduction. *Psychological Review*, **103**, 356-363.

- Fischbacher, U. (2007). Z-tree. Zurich toolbox for readymade economic experiments. *Experimental Economics*, **10**, 171-178.
- Feri, F., Irlenbusch, B., & Sutter, M. (forthcoming). Efficiency gains from team-based coordination: Large-scale experimental evidence. *American Economic Review*.
- Gillet, J., Schram, A., & Sonnemans, J. (2009). The tragedy of the commons revisited: The importance of group decision making. *Journal of Public Economics*, **93**, 785-797.
- Griggs, R. A., & Cox, J. R. (1983). The effects of problem content and negation on Wason's selection task. *Quarterly Journal of Experimental Psychology*, **35A**, 519-533.
- Kocher, M., & Sutter, M. (2005). The decision maker matters: Individual versus team behavior in experimental beauty-contest games. *Economic Journal*, **115**, 200-223.
- Kugler, T., Kocher, M., Sutter, M., & Bornstein, G. (2007). Trust between individuals and groups: Groups are less trusting than individuals but just as trustworthy. *Journal of Economic Psychology*, **28**, 646-657.
- Laughlin, P. R. (1980). Social combination processes of cooperative, problem-solving groups on verbal intellectual tasks. In M. Fishbein (Ed.). *Progress in Social Psychology*. Vol. 1. (pp. 127-155). Hillsdale, NJ: Lawrence-Erlbaum.
- Laughlin, P. R., & Ellis, A. L. (1986). Demonstrability and social combination processes on mathematical intellectual tasks. *Journal of Experimental Social Psychology*, **22**, 177-189.
- Levine, J. M., & Moreland, R. L. (1998). Small groups. In: D. T. Gilbert, S. T. Fiske, & G. Lindzey (Eds.). *Handbook of Social Psychology*. Vol. 2. (pp. 415-469). Boston: McGraw-Hill.
- Luhan, W., Kocher, M., & Sutter, M. (2009). Group polarization in the team dictator game reconsidered. *Experimental Economics*, **12**, 26-41.
- Maciejovsky, B., & Budescu, D. V. (2007). Collective induction without cooperation? Learning and knowledge transfer in cooperative groups and competitive auctions. *Journal of Personality and Social Psychology*, **92**, 854-870.
- Pekeč, A., & Rothkopf, M. H. (2003). Combinatorial auction design. *Management Science*, **49**, 1485-1503.
- Robert, C., & Carnevale, P. J. (1997). Group choice in ultimatum bargaining. *Organizational Behavior and Human Decision Processes*, **72**, 256-279.

- Sandholm, T. (2002). Algorithm for optimal winner determination in combinatorial auctions. *Artificial Intelligence*, **135**, 1-54.
- Sutter, M., Czermak, S., & Feri, F. (2010). Strategic sophistication of individuals and teams in experimental normal-form games. *IZA Discussion Paper 4732*.
- Tindale, R. S., Kameda, T., & Hinsz, V. B. (2003). Group decision making. In: M. A. Hogg & J. Cooper (Eds.). *The SAGE Handbook of Social Psychology* (pp.381-403). London, Sage.
- Wason, P. C. (1966). Reasoning. In: B. Foss (Ed.). *New Horizons in Psychology* (pp. 135-151). Harmondsworth: Penguin Books.

Table 1: Materials Used in Studies 1-3

Cards				
Stage I:	I	II	III	IV
1. If the card is blue on one side, then there is a square on the other side. (I, IV)				
Stage II:				
2. If the card is red on one side, then there is a triangle on the other side. (I, IV)				
Stage III:				
3. If the card is blue on one side, then there is a square on the other side. (I, IV)				
4. If there is a small triangle on one side, then there is a \$-symbol on the other side. (III, IV)				
5. If there is a vowel on one side, then there is an even number on the other side. (II, III)				
6. If there is a circle on one side, then the card is yellow on the other side. (I, II)				
7. If there is an arrow that points to right on one side, then there is a large cube on the other side. (II, IV)				
8. If the card is grey on one side, then there is an &-symbol on the other side. (I, III)				
9. If a person gets a bonus, she must have sold more than 125 units. (I, IV)				
10. If a person drinks alcohol, she must be older than 21 years of age. (I, IV)				

Note: Correct card combinations are shown in parentheses.

Table 2: Difference Between the Average Trading Price for Correct Cards and Average Trading Price for Incorrect Cards as a Function of Decision Unit and Performance Feedback (Study 3)

Performance Feedback		
	Weak	Strong
Decision Unit	Mean (SD)	Mean (SD)
Individual	4.77 (7.90)	10.24 (6.97)
Team	23.03 (7.04)	31.21 (3.95)

Table 3: Difference Between Average Submitted Bids for Card IV and Card III as a Function of Decision Unit and Performance Feedback (Study 3)

Performance Feedback		
	Weak	Strong
Decision Unit	Mean (SD)	Mean (SD)
Best Individual	10.51 (19.07)	18.05 (8.87)
Average Team	19.28 (9.19)	29.98 (6.14)

Table 4: Distribution (in %) of Number of Correct Solutions in the General Transfer Task (Stage III) across Studies and Experimental Conditions

Correct Solutions	Individuals	Teams	Total
No Transfer (0-1)	54	39	44
2-6	13	13	13
Perfect Transfer (7-8)	33	48	43
Sample size	160	320	480

Note: The modal category is **bold face**

Figure 1: Schematic Screenshot of the Combinatorial Auction (Study 1 and 2)

You are PARTICIPANT C

Trial 4

Seconds 9

Participant A

Mean Bid (Quantity) in Trial

Combination	1	2	3	Current
I	-	-	99 (1)	-
II	-	-	-	-
III	-	-	-	-
IV	-	-	99 (1)	-
I, II	-	-	-	-
I, III	190 (1)	-	-	-
I, IV	-	-	151 (2)	-
II, III	-	-	-	-
II, IV	-	-	-	-
III, IV	-	-	-	-
I, II, III	155 (1)	-	-	-
I, II, IV	-	-	-	-
I, III, IV	155 (1)	-	-	-
II, III, IV	-	-	-	-
I, II, III, IV	-	-	-	-

Participant B

Mean Bid (Quantity) in Trial

Combination	1	2	3	Current
I	-	-	50 (3)	-
II	70 (1)	-	-	-
III	69 (1)	-	50 (3)	-
IV	1 (1)	-	-	-
I, II	-	-	-	-
I, III	-	-	199 (1)	-
I, IV	-	-	-	-
II, III	180 (1)	-	-	-
II, IV	-	-	-	-
III, IV	-	-	-	-
I, II, III	-	-	-	-
I, II, IV	-	-	-	-
I, III, IV	-	-	-	-
II, III, IV	-	-	-	-
I, II, III, IV	180 (1)	-	-	-

Participant C

Mean Bid (Quantity) in Trial

Combination	1	2	3	Current
I	-	80 (1)	-	99 (1)
II	-	80 (1)	-	-
III	-	80 (1)	-	-
IV	-	80 (1)	-	-
I, II	-	-	-	-
I, III	-	-	-	-
I, IV	-	-	-	-
II, III	-	-	-	-
II, IV	-	-	-	-
III, IV	-	-	-	-
I, II, III	-	-	-	-
I, II, IV	-	-	-	-
I, III, IV	-	-	-	-
II, III, IV	-	-	-	-
I, II, III, IV	-	180 (1)	-	-

Participant D

Mean Bid (Quantity) in Trial

Combination	2	3	4	Current
I	-	-	-	-
II	-	-	-	-
III	-	-	-	-
IV	-	-	-	-
I, II	-	-	-	-
I, III	-	-	-	-
I, IV	-	190 (1)	-	-
II, III	-	-	-	-
II, IV	-	-	-	-
III, IV	-	-	-	-
I, II, III	-	-	-	-
I, II, IV	-	155 (1)	-	-
I, III, IV	-	155 (1)	-	-
II, III, IV	-	-	-	-
I, II, III, IV	-	-	-	-

Your cash holdings:

SUBMIT

Combination	Price	Quantity
I		
II		
III		
IV		
I, II		
I, III		
I, IV		
II, III		
II, IV		
III, IV		
I, II, III		
I, II, IV		
I, III, IV		
II, III, IV		
I, II, III, IV		

Figure 2: Average Proportion of Bids on the Correct Solution (and Standard Errors) in the Individual Condition and the Team Condition across Auction Trials (Study 1)

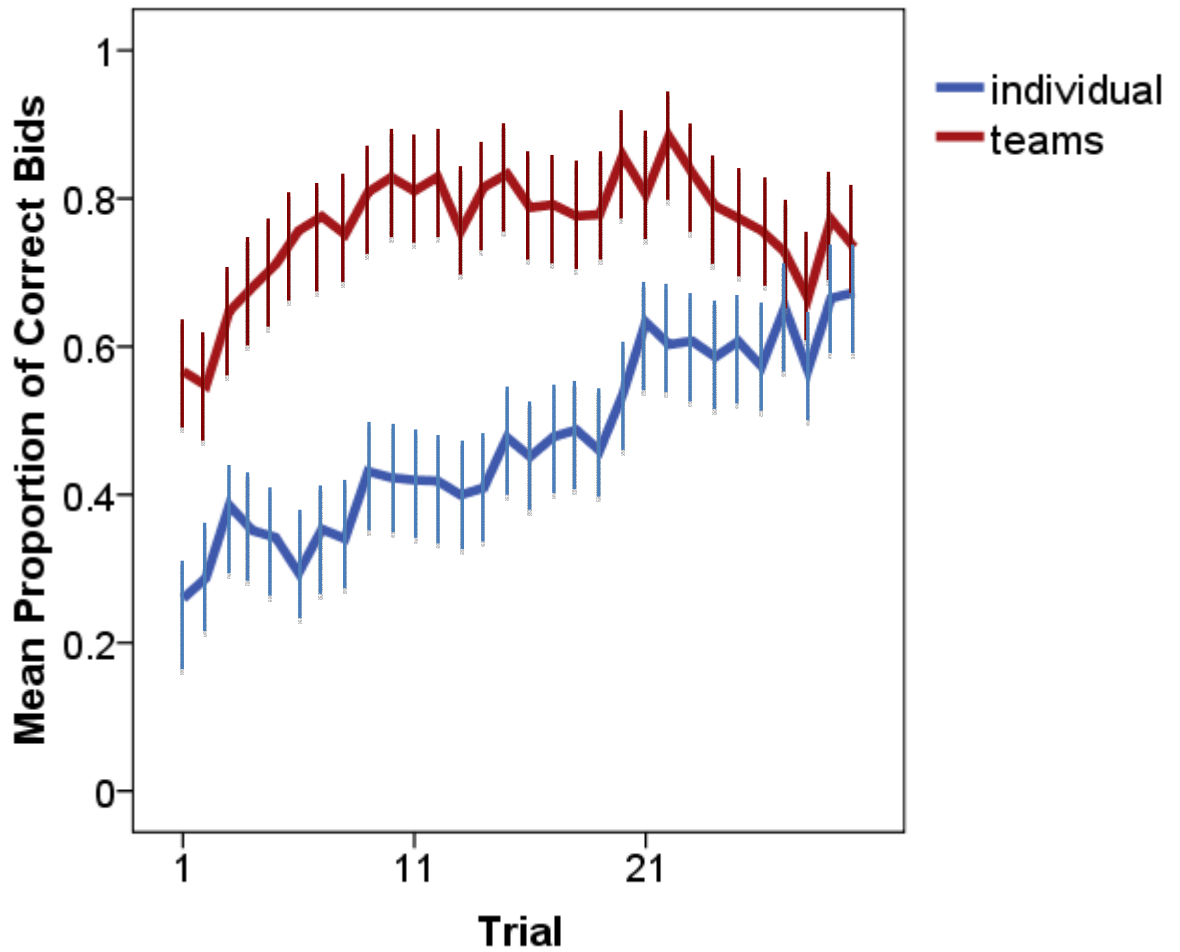


Figure 3: Average Proportion of Bids on the Correct Solution (and Standard Errors) in the Individual Condition and the Team Condition across Auction Trials (Study 2)

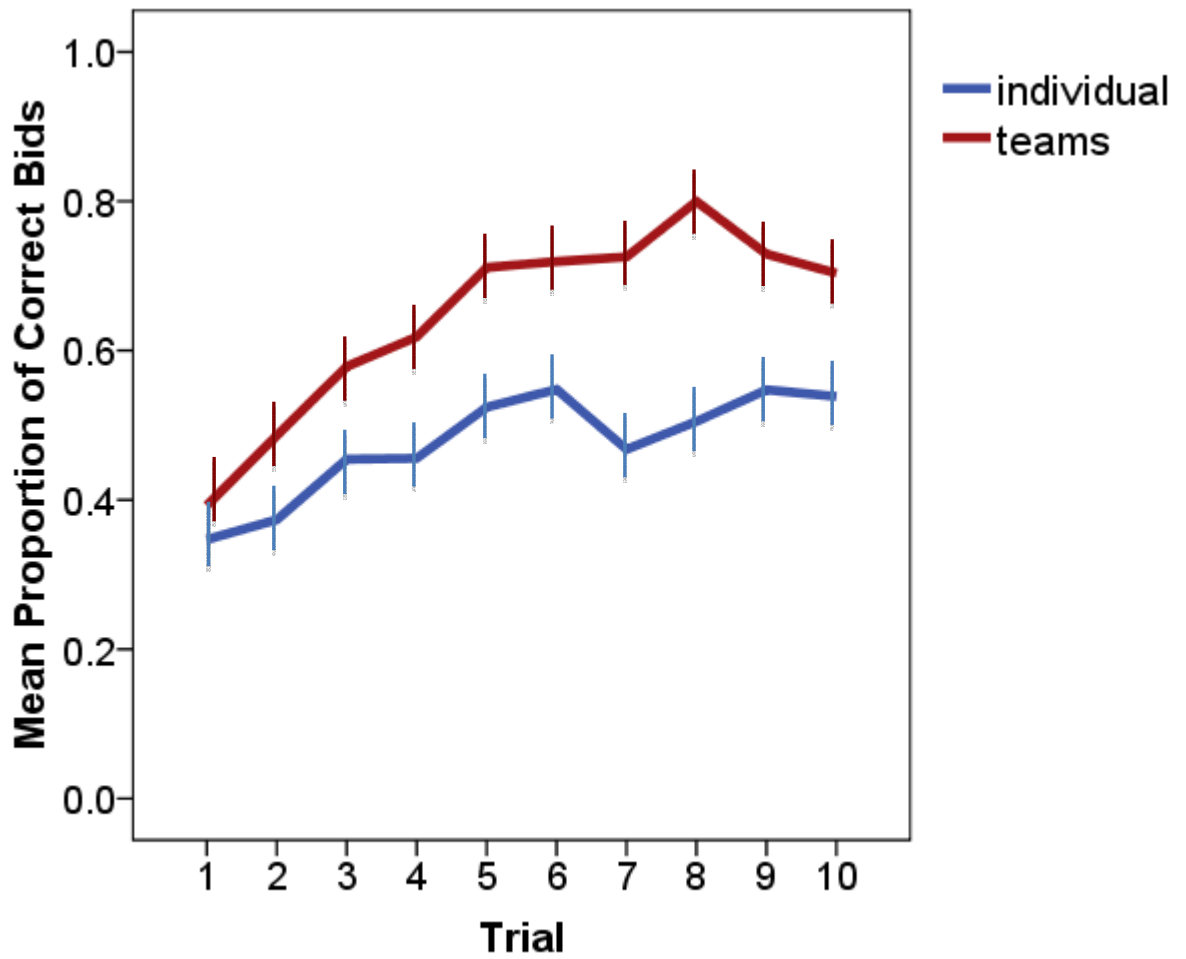


Figure 4: Schematic Screenshot of the Double Auction (Study 3)

Remaining time: 23

Period: 3

Card Price

○ I

○ II

○ III

○ IV

Bid

Ask

Card I	Card II	Card III	Card IV
Quantity: 4 Available: 3	Quantity: 0 Available: 0	Quantity: 1 Available: 0	Quantity: 1 Available: 1
Buy	Buy	Buy	Buy
Asks 75 74	Asks 50	Asks 57 56	Asks 45 40
Trading price 75 70 62	Trading price	Trading price 47 65	Trading price 38
Bids 41 35 30	Bids 7	Bids 33 27	Bids 22
Sell	Sell	Sell	Sell

Cash holdings: 120

Available cash holdings: 98

Figure 5: Schematic Screenshot of the Performance Feedback (Study 3)

At the end of this period your cash holdings are: **44 ECU**

Your card holdings and dividend payments are:

	Card Holdings	Dividends
Card I	2	40
Card II	0	0
Card III	1	0
Card IV	1	40

Your dividends are: **80 ECU**

Your total earnings are: 124 ECU

a: Strong Performance Feedback

At the end of this period your cash holdings are: **44 ECU**

Your card holdings are:

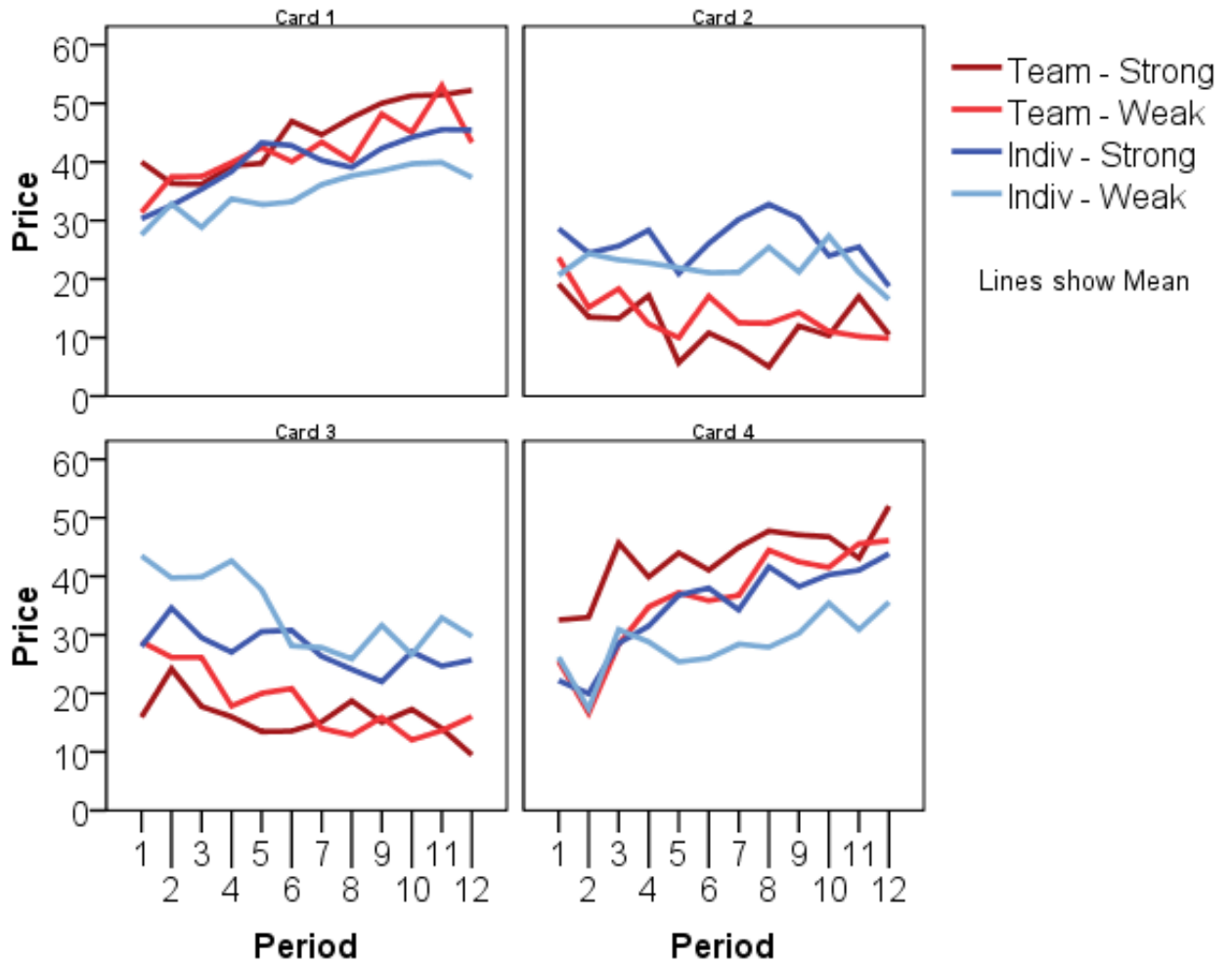
	Card Holdings
Card I	2
Card II	0
Card III	1
Card IV	1

Your dividends are: **80 ECU**

Your total earnings are: 124 ECU

b: Weak Performance Feedback

Figure 6: Average Trading Prices for the Four Cards as a Function of Experimental Condition and Period (Study 3)



University of Innsbruck – Working Papers in Economics and Statistics

Recent papers

- 2010-17 **Boris Maciejovsky, Matthias Sutter, David V. Budescu and Patrick Bernau:** Teams Make You Smarter: Learning and Knowledge Transfer in Auctions and Markets by Teams and Individuals
- 2010-16 **Martin Gächter, Peter Schwazer and Engelbert Theurl:** Stronger sex but earlier death: A multi-level socioeconomic analysis of gender differences in mortality in Austria
- 2010-15 **Simon Czermak, Francesco Feri, Daniela Rützler and Matthias Sutter:** Strategic sophistication of adolescents – Evidence from experimental normal-form games
- 2010-14 **Matthias Sutter and Daniela Rützler:** Gender differences in competition emerge early in life
- 2010-13 **Matthias Sutter, Francesco Feri, Martin G. Kocher, Peter Martinsson, Katarina Nordblom and Daniela Rützler:** Social preferences in childhood and adolescence – A large-scale experiment
- 2010-12 **Loukas Balafoutas and Matthias Sutter:** Gender, competition and the efficiency of policy interventions
- 2010-11 **Alexander Strasak, Nikolaus Umlauf, Ruth Pfeiffer and Stefan Lang:** Comparing Penalized Splines and Fractional Polynomials for Flexible Modelling of the Effects of Continuous Predictor Variables
- 2010-10 **Wolfgang A. Brunauer, Sebastian Keiler and Stefan Lang:** Trading strategies and trading profits in experimental asset markets with cumulative information
- 2010-09 **Thomas Stöckl and Michael Kirchler:** Trading strategies and trading profits in experimental asset markets with cumulative information
- 2010-08 **Martin G. Kocher, Marc V. Lenz and Matthias Sutter:** Psychological pressure in competitive environments: Evidence from a randomized natural experiment: Comment
- 2010-07 **Michael Hanke and Michael Kirchler:** Football Championships and Jersey Sponsors' Stock Prices: An Empirical Investigation
- 2010-06 **Adrian Beck, Rudolf Kerschbamer, Jianying Qiu and Matthias Sutter:** Guilt from Promise-Breaking and Trust in Markets for Expert Services - Theory and Experiment
- 2010-05 **Martin Gächter, David A. Savage and Benno Torgler:** Retaining the Thin Blue Line: What Shapes Workers' Intentions not to Quit the Current Work Environment
- 2010-04 **Martin Gächter, David A. Savage and Benno Torgler:** The relationship between Stress, Strain and Social Capital
- 2010-03 **Paul A. Raschky, Reimund Schwarze, Manijeh Schwindt and Ferdinand Zahn:** Uncertainty of Governmental Relief and the Crowding out of Insurance
- 2010-02 **Matthias Sutter, Simon Czermak and Francesco Feri:** Strategic sophistication of individuals and teams in experimental normal-form games
- 2010-01 **Stefan Lang and Nikolaus Umlauf:** Applications of Multilevel Structured Additive Regression Models to Insurance Data
-
- 2009-29 **Loukas Balafoutas:** How much income redistribution? An explanation based on vote-buying and corruption. *Revised version forthcoming in Public Choice.*
- 2009-28 **Rudolf Kerschbamer, Matthias Sutter and Uwe Dulleck:** The Impact of Distributional Preferences on (Experimental) Markets for Expert Services
- 2009-27 **Adrian Beck, Rudolf Kerschbamer, Jianying Qiu and Matthias Sutter:** Car Mechanics in the Lab - Investigating the Behavior of Real Experts on Experimental Markets for Credence Goods

- 2009-26 **Michael Kirchler, Jürgen Huber and Thomas Stöckl:** Bubble or no Bubble - The Impact of Market Model on the Formation of Price Bubbles in Experimental Asset Markets
- 2009-25 **Rupert Sausgruber and Jean-Robert Tyran:** Tax Salience, Voting, and Deliberation
- 2009-24 **Gerald J. Pruckner and Rupert Sausgruber:** Honesty on the Streets - A Natural Field Experiment on Newspaper Purchasing
- 2009-23 **Gerlinde Fellner, Rupert Sausgruber and Christian Traxler:** Testing Enforcement Strategies in the Field: Legal Threat, Moral Appeal and Social Information
- 2009-22 **Ralph-C. Bayer, Elke Renner and Rupert Sausgruber:** Confusion and Reinforcement Learning in Experimental Public Goods Games
- 2009-21 **Sven P. Jost:** Transfer Pricing Risk Awareness of Multinational Corporations - Evidence from a Global Survey
- 2009-20 **Andrea M. Leiter and Engelbert Theurl:** The Convergence of Health Care Financing Structures: Empirical Evidence from OECD-Countries. *Revised version forthcoming in The European Journal of Health Economics.*
- 2009-19 **Francesco Feri and Miguel A. Meléndez-Jiménez:** Coordination in Evolving Networks with Endogenous Decay
- 2009-18 **Harald Oberhofer:** Firm growth, European industry dynamics and domestic business cycles
- 2009-17 **Jesus Crespo Cuaresma and Martin Feldkircher:** Spatial Filtering, Model Uncertainty and the Speed of Income Convergence in Europe
- 2009-16 **Paul A. Raschky and Manijeh Schwindt:** On the Channel and Type of International Disaster Aid
- 2009-15 **Jiaying Qiu:** Loss aversion and mental accounting: The favorite-longshot bias in parimutuel betting
- 2009-14 **Siegfried Berninghaus, Werner Güth, M. Vittoria Levati and Jiaying Qiu:** Satisficing in sales competition: experimental evidence
- 2009-13 **Tobias Bruenner, Rene Levinský and Jiaying Qiu:** Skewness preferences and asset selection: An experimental study
- 2009-12 **Jiaying Qiu and Prashanth Mahagaonkar:** Testing the Modigliani-Miller theorem directly in the lab: a general equilibrium approach
- 2009-11 **Jiaying Qiu and Eva-Maria Steiger:** Understanding Risk Attitudes in two Dimensions: An Experimental Analysis
- 2009-10 **Erwann Michel-Kerjan, Paul A. Raschky and Howard C. Kunreuther:** Corporate Demand for Insurance: An Empirical Analysis of the U.S. Market for Catastrophe and Non-Catastrophe Risks
- 2009-09 **Fredrik Carlsson, Peter Martinsson, Ping Qin and Matthias Sutter:** Household decision making and the influence of spouses' income, education, and communist party membership: A field experiment in rural China
- 2009-08 **Matthias Sutter, Peter Lindner and Daniela Platsch:** Social norms, third-party observation and third-party reward
- 2009-07 **Michael Pfaffermayr:** Spatial Convergence of Regions Revisited: A Spatial Maximum Likelihood Systems Approach
- 2009-06 **Reimund Schwarze and Gert G. Wagner:** Natural Hazards Insurance in Europe – Tailored Responses to Climate Change Needed
- 2009-05 **Robert Jiro Netzer and Matthias Sutter:** Intercultural trust. An experiment in Austria and Japan
- 2009-04 **Andrea M. Leiter, Arno Parolini and Hannes Winner:** Environmental Regulation and Investment: Evidence from European Industries
- 2009-03 **Uwe Dulleck, Rudolf Kerschbamer and Matthias Sutter:** The Economics of Credence Goods: On the Role of Liability, Verifiability, Reputation and Competition. *Revised version forthcoming in American Economic Review.*
- 2009-02 **Harald Oberhofer and Michael Pfaffermayr:** Fractional Response Models - A Replication Exercise of Papke and Wooldridge (1996)

- 2009-01 **Loukas Balafoutas:** How do third parties matter? Theory and evidence in a dynamic psychological game.
-
- 2008-27 **Matthias Sutter, Ronald Bosman, Martin Kocher and Frans van Winden:** Gender pairing and bargaining – Beware the same sex! *Revised version published in Experimental Economics, Vol. 12 (2009): 318-331.*
- 2008-26 **Jesus Crespo Cuaresma, Gernot Doppelhofer and Martin Feldkircher:** The Determinants of Economic Growth in European Regions.
- 2008-25 **Maria Fernanda Rivas and Matthias Sutter:** The dos and don'ts of leadership in sequential public goods experiments.
- 2008-24 **Jesus Crespo Cuaresma, Harald Oberhofer and Paul Raschky:** Oil and the duration of dictatorships.
- 2008-23 **Matthias Sutter:** Individual behavior and group membership: Comment. *Revised Version published in American Economic Review, Vol.99 (2009): 2247-2257.*
- 2008-22 **Francesco Feri, Bernd Irlenbusch and Matthias Sutter:** Efficiency Gains from Team-Based Coordination – Large-Scale Experimental Evidence. *Revised and extended version forthcoming in American Economic Review.*
- 2008-21 **Francesco Feri, Miguel A. Meléndez-Jiménez, Giovanni Ponti and Fernando Vega Redondo:** Error Cascades in Observational Learning: An Experiment on the Chinos Game.
- 2008-20 **Matthias Sutter, Jürgen Huber and Michael Kirchler:** Bubbles and information: An experiment.
- 2008-19 **Michael Kirchler:** Curse of Mediocrity - On the Value of Asymmetric Fundamental Information in Asset Markets.
- 2008-18 **Jürgen Huber and Michael Kirchler:** Corporate Campaign Contributions as a Predictor for Abnormal Stock Returns after Presidential Elections.
- 2008-17 **Wolfgang Brunauer, Stefan Lang, Peter Wechselberger and Sven Bienenert:** Additive Hedonic Regression Models with Spatial Scaling Factors: An Application for Rents in Vienna.
- 2008-16 **Harald Oberhofer, Tassilo Philippovich:** Distance Matters! Evidence from Professional Team Sports. *Extended and revised version forthcoming in Journal of Economic Psychology.*
- 2008-15 **Maria Fernanda Rivas and Matthias Sutter:** Wage dispersion and workers' effort.
- 2008-14 **Stefan Borsky and Paul A. Raschky:** Estimating the Option Value of Exercising Risk-taking Behavior with the Hedonic Market Approach. *Revised version forthcoming in Kyklos.*
- 2008-13 **Sergio Currarini and Francesco Feri:** Information Sharing Networks in Oligopoly.
- 2008-12 **Andrea M. Leiter:** Age effects in monetary valuation of mortality risks - The relevance of individual risk exposure. *Revised version forthcoming in The European Journal of Health Economics.*
- 2008-11 **Andrea M. Leiter and Gerald J. Pruckner:** Dying in an Avalanche: Current Risks and their Valuation.
- 2008-10 **Harald Oberhofer and Michael Pfaffermayr:** Firm Growth in Multinational Corporate Groups.
- 2008-09 **Michael Pfaffermayr, Matthias Stöckl and Hannes Winner:** Capital Structure, Corporate Taxation and Firm Age.
- 2008-08 **Jesus Crespo Cuaresma and Andreas Breitenfellner:** Crude Oil Prices and the Euro-Dollar Exchange Rate: A Forecasting Exercise.
- 2008-07 **Matthias Sutter, Stefan Haigner and Martin Kocher:** Choosing the carrot or the stick? – Endogenous institutional choice in social dilemma situations. *Revised version forthcoming in Review of Economic Studies.*
- 2008-06 **Paul A. Raschky and Manijeh Schwindt:** Aid, Catastrophes and the Samaritan's Dilemma.

- 2008-05 **Marcela Ibanez, Simon Czermak and Matthias Sutter:** Searching for a better deal – On the influence of group decision making, time pressure and gender in a search experiment. *Revised version published in Journal of Economic Psychology, Vol. 30 (2009): 1-10.*
- 2008-04 **Martin G. Kocher, Ganna Pogrebna and Matthias Sutter:** The Determinants of Managerial Decisions Under Risk.
- 2008-03 **Jesus Crespo Cuaresma and Tomas Slacik:** On the determinants of currency crises: The role of model uncertainty. *Revised version accepted for publication in Journal of Macroeconomics.*
- 2008-02 **Francesco Feri:** Information, Social Mobility and the Demand for Redistribution.
- 2008-01 **Gerlinde Fellner and Matthias Sutter:** Causes, consequences, and cures of myopic loss aversion - An experimental investigation. *Revised version published in The Economic Journal, Vol. 119 (2009), 900-916.*
-
- 2007-31 **Andreas Exenberger and Simon Hartmann:** The Dark Side of Globalization. The Vicious Cycle of Exploitation from World Market Integration: Lesson from the Congo.
- 2007-30 **Andrea M. Leiter and Gerald J. Pruckner:** Proportionality of willingness to pay to small changes in risk - The impact of attitudinal factors in scope tests. *Revised version forthcoming in Environmental and Resource Economics.*
- 2007-29 **Paul Raschky and Hannelore Weck-Hannemann:** Who is going to save us now? Bureaucrats, Politicians and Risky Tasks.
- 2007-28 **Harald Oberhofer and Michael Pfaffermayr:** FDI versus Exports. Substitutes or Complements? A Three Nation Model and Empirical Evidence.
- 2007-27 **Peter Wechselberger, Stefan Lang and Winfried J. Steiner:** Additive models with random scaling factors: applications to modeling price response functions.
- 2007-26 **Matthias Sutter:** Deception through telling the truth?! Experimental evidence from individuals and teams. *Revised version published in The Economic Journal, Vol. 119 (2009), 47-60.*
- 2007-25 **Andrea M. Leiter, Harald Oberhofer and Paul A. Raschky:** Productive disasters? Evidence from European firm level data. *Revised version forthcoming in Environmental and Resource Economics.*
- 2007-24 **Jesus Crespo Cuaresma:** Forecasting euro exchange rates: How much does model averaging help?
- 2007-23 **Matthias Sutter, Martin Kocher and Sabine Strauß:** Individuals and teams in UMTS-license auctions. *Revised version with new title "Individuals and teams in auctions" published in Oxford Economic Papers, Vol. 61 (2009): 380-394).*
- 2007-22 **Jesus Crespo Cuaresma, Adusei Jumah and Sohbet Karbuz:** Modelling and Forecasting Oil Prices: The Role of Asymmetric Cycles. *Revised version accepted for publication in The Energy Journal.*
- 2007-21 **Uwe Dulleck and Rudolf Kerschbamer:** Experts vs. discounters: Consumer free riding and experts withholding advice in markets for credence goods. *Revised version published in International Journal of Industrial Organization, Vol. 27, Issue 1 (2009): 15-23.*
- 2007-20 **Christiane Schwieren and Matthias Sutter:** Trust in cooperation or ability? An experimental study on gender differences. *Revised version published in Economics Letters, Vol. 99 (2008): 494-497.*
- 2007-19 **Matthias Sutter and Christina Strassmair:** Communication, cooperation and collusion in team tournaments – An experimental study. *Revised version published in: Games and Economic Behavior, Vol.66 (2009), 506-525.*
- 2007-18 **Michael Hanke, Jürgen Huber, Michael Kirchler and Matthias Sutter:** The economic consequences of a Tobin-tax – An experimental analysis. *Revised version forthcoming in Journal of Economic Behavior and Organization.*

- 2007-17 **Michael Pfaffermayr:** Conditional beta- and sigma-convergence in space: A maximum likelihood approach. *Revised version forthcoming in Regional Science and Urban Economics.*
- 2007-16 **Anita Gantner:** Bargaining, search, and outside options. *Published in: Games and Economic Behavior, Vol. 62 (2008), pp. 417-435.*
- 2007-15 **Sergio Currarini and Francesco Feri:** Bilateral information sharing in oligopoly.
- 2007-14 **Francesco Feri:** Network formation with endogenous decay.
- 2007-13 **James B. Davies, Martin Kocher and Matthias Sutter:** Economics research in Canada: A long-run assessment of journal publications. *Revised version published in: Canadian Journal of Economics, Vol. 41 (2008), 22-45.*
- 2007-12 **Wolfgang Luh, Martin Kocher and Matthias Sutter:** Group polarization in the team dictator game reconsidered. *Revised version published in: Experimental Economics, Vol. 12 (2009), 26-41.*
- 2007-11 **Onno Hoffmeister and Reimund Schwarze:** The winding road to industrial safety. Evidence on the effects of environmental liability on accident prevention in Germany.
- 2007-10 **Jesus Crespo Cuaresma and Tomas Slacik:** An “almost-too-late” warning mechanism for currency crises. *(Revised version accepted for publication in Economics of Transition)*
- 2007-09 **Jesus Crespo Cuaresma, Neil Foster and Johann Scharler:** Barriers to technology adoption, international R&D spillovers and growth.
- 2007-08 **Andreas Brezger and Stefan Lang:** Simultaneous probability statements for Bayesian P-splines.
- 2007-07 **Georg Meran and Reimund Schwarze:** Can minimum prices assure the quality of professional services? *(Accepted for publication in European Journal of Law and Economics)*
- 2007-06 **Michal Brzoza-Brzezina and Jesus Crespo Cuaresma:** Mr. Wicksell and the global economy: What drives real interest rates?.
- 2007-05 **Paul Raschky:** Estimating the effects of risk transfer mechanisms against floods in Europe and U.S.A.: A dynamic panel approach.
- 2007-04 **Paul Raschky and Hannelore Weck-Hannemann:** Charity hazard - A real hazard to natural disaster insurance. *Revised version forthcoming in: Environmental Hazards.*
- 2007-03 **Paul Raschky:** The overprotective parent - Bureaucratic agencies and natural hazard management.
- 2007-02 **Martin Kocher, Todd Cherry, Stephan Kroll, Robert J. Netzer and Matthias Sutter:** Conditional cooperation on three continents. *Revised version published in: Economics Letters, Vol. 101 (2008): 175-178.*
- 2007-01 **Martin Kocher, Matthias Sutter and Florian Wakolbinger:** The impact of naïve advice and observational learning in beauty-contest games.

University of Innsbruck

Working Papers in Economics and Statistics

2010-17

Boris Maciejovsky, Matthias Sutter, David V. Budescu and Patrick Bernau

Teams Make You Smarter: Learning and Knowledge Transfer in Auctions and Markets by Teams and Individuals

Abstract

We study the impact of team decision making on market behavior and its consequences for subsequent individual performance in the Wason selection task, the single-most studied reasoning task. We reformulated the task in terms of “assets” in a market context. Teams of traders learn the task’s solution faster than individuals and achieve this with weaker, less specific, performance feedback. Some teams even perform better than the best individuals. The experience of team decision-making in the market also creates positive knowledge spillovers for post–market individual performance in solving new Wason tasks, implying that team experiences enhance individual problem-solving skills.

ISSN 1993-4378 (Print)
ISSN 1993-6885 (Online)