

Schmitt-Grohé, Stephanie; Uribe, Martín

Working Paper

Optimal simple and implementable monetary and fiscal rules

Working Paper, No. 2007-24

Provided in Cooperation with:

Federal Reserve Bank of Atlanta

Suggested Citation: Schmitt-Grohé, Stephanie; Uribe, Martín (2007) : Optimal simple and implementable monetary and fiscal rules, Working Paper, No. 2007-24, Federal Reserve Bank of Atlanta, Atlanta, GA

This Version is available at:

<https://hdl.handle.net/10419/70691>

Standard-Nutzungsbedingungen:

Die Dokumente auf EconStor dürfen zu eigenen wissenschaftlichen Zwecken und zum Privatgebrauch gespeichert und kopiert werden.

Sie dürfen die Dokumente nicht für öffentliche oder kommerzielle Zwecke vervielfältigen, öffentlich ausstellen, öffentlich zugänglich machen, vertreiben oder anderweitig nutzen.

Sofern die Verfasser die Dokumente unter Open-Content-Lizenzen (insbesondere CC-Lizenzen) zur Verfügung gestellt haben sollten, gelten abweichend von diesen Nutzungsbedingungen die in der dort genannten Lizenz gewährten Nutzungsrechte.

Terms of use:

Documents in EconStor may be saved and copied for your personal and scholarly purposes.

You are not to copy documents for public or commercial purposes, to exhibit the documents publicly, to make them publicly available on the internet, or to distribute or otherwise use the documents in public.

If the documents have been made available under an Open Content Licence (especially Creative Commons Licences), you may exercise further usage rights as specified in the indicated licence.

Optimal Simple and Implementable
Monetary and Fiscal Rules

Stephanie Schmitt-Grohé and Martín Uribe

Working Paper 2007-24
December 2007

Optimal Simple and Implementable Monetary and Fiscal Rules

Stephanie Schmitt-Grohé and Martín Uribe

Working Paper 2007-24

December 2007

Abstract: This paper computes welfare-maximizing monetary and fiscal policy rules in a real business cycle model augmented with sticky prices, a demand for money, taxation, and stochastic government consumption. We consider simple feedback rules whereby the nominal interest rate is set as a function of output and inflation and taxes are set as a function of total government liabilities. We implement a second-order accurate solution to the model. We have several main findings. First, the size of the inflation coefficient in the interest rate rule plays a minor role for welfare. It matters only insofar as it affects the determinacy of equilibrium. Second, optimal monetary policy features a muted response to output. More importantly, interest rate rules that feature a positive response to output can lead to significant welfare losses. Third, the welfare gains from interest rate smoothing are negligible. Fourth, optimal fiscal policy is passive. Finally, the optimal monetary and fiscal rule combination attains virtually the same level of welfare as the Ramsey optimal policy.

JEL classification: E52, E61, E63

Key words: optimal fiscal and monetary policy, nominal rigidities, optimal inflation volatility, second-order approximation techniques

The authors thank Robert Kollmann, Tommaso Monacelli, Lars Svensson, John Williams, and seminar participants at University Bocconi, the Bank of Italy, the CEPR-INSEAD Workshop on Monetary Policy Effectiveness, the Banco de la República (in Bogotá, Colombia), and the Atlanta Fed conference on fiscal policy and monetary/fiscal policy interactions. The views expressed here are the authors' and not necessarily those of the Federal Reserve Bank of Atlanta or the Federal Reserve System. Any remaining errors are the authors' responsibility.

Please address questions regarding content to Stephanie Schmitt-Grohé, Duke University, Department of Economics, 221A Social Sciences Building, Durham, NC 27708, 919-660-1889, grohe@duke.edu, or Martín Uribe, Duke University, Department of Economics, 221A Social Sciences Building, Durham, NC 27708, 919-660-1888, uribe@duke.edu.

Federal Reserve Bank of Atlanta working papers, including revised versions, are available on the Atlanta Fed's Web site at www.frbatlanta.org. Click "Publications" and then "Working Papers." Use the WebScriber Service (at www.frbatlanta.org) to receive e-mail notifications about new papers.

1 Introduction

Recently, there has been an outburst of papers studying optimal monetary policy in economies with nominal rigidities.¹ Most of these studies are conducted in the context of highly stylized theoretical and policy environments. For instance, in much of this body of work it is assumed that the government has access to a subsidy to factor inputs, financed with lump-sum taxes, aimed at dismantling the inefficiency introduced by imperfect competition in product and factor markets. This assumption is clearly empirically unrealistic. But more importantly it undermines a potentially significant role for monetary policy, namely, stabilization of costly aggregate fluctuations around a distorted steady-state equilibrium.

A second notable simplification is the absence of capital accumulation. All the way from the work of Keynes (1936) and Hicks (1939) to that of Kydland and Prescott (1982) macroeconomic theories have emphasized investment dynamics as an important channel for the transmission of aggregate disturbances. It is therefore natural to expect that investment spending should play a role in shaping optimal monetary policy. Indeed it has been shown, that for a given monetary regime the determinacy properties of a standard Neo-Keynesian model can change dramatically when the assumption of capital accumulation is added to the model (Dupor, 2001; Carlstrom and Fuerst, 2005).

A third important dimension along which the existing studies abstract from reality is the assumed fiscal regime. It is standard practice in this literature to completely ignore fiscal policy. Implicitly, these models assume that the fiscal budget is balanced at all times by means of lump-sum taxation. In other words, fiscal policy is always assumed to be non-distorting and passive in the sense of Leeper (1991). However, empirical studies, such as Favero and Monacelli (2003), show that characterizing postwar U.S. fiscal policy as passive at all times is at odds with the facts. In addition, it is well known theoretically that, given monetary policy, the determinacy properties of the rational expectations equilibrium

¹See Rotemberg and Woodford (1997, 1999), Clarida, Galí, and Gertler (1999), Galí and Monacelli (2005), Benigno and Benigno (2003), and Schmitt-Grohé and Uribe (2001, 2003, 2004b) among many others.

crucially depend on the nature of fiscal policy (e.g., Leeper, 1991). It follows that the design of optimal monetary policy should depend upon the underlying fiscal regime in a nontrivial fashion.

Fourth, model-based analyses of optimal monetary policy is typically restricted to economies in which long-run inflation is nil or there is some form of wide-spread indexation. As a result, in the standard environments studied in the literature nominal rigidities have no real consequences for economic activity and thus welfare in the long-run. It follows that the assumptions of zero long-run inflation or indexation should not be expected to be inconsequential for the form that optimal monetary policy takes. Because from an empirical point of view, neither of these two assumptions is particularly compelling for economies like the United States, it is of interest to investigate the characteristics of optimal policy in their absence.

Last but not least, more often than not studies of optimal policy in models with nominal rigidities are conducted in cashless environments.² This assumption introduces an inflation-stabilization bias into optimal monetary policy. For the presence of a demand for money creates a motive to stabilize the nominal interest rate rather than inflation.

Taken together the simplifying assumptions discussed above imply that business cycles are centered around an efficient non-distorted equilibrium. The main reason why these rather unrealistic features have been so widely adopted is not that they are the most empirically obvious ones to make nor that researchers believe that they are inconsequential for the nature of optimal monetary policy. Rather, the motivation is purely technical. Namely, the stylized models considered in the literature make it possible for a first-order approximation to the equilibrium conditions to be sufficient to accurately approximate welfare up to second order. Any plausible departure from the set of simplifying assumptions mentioned above, with the exception of the assumption of no investment dynamics, would require approximating the equilibrium conditions to second order.

²Exceptions are Khan, King, and Wolman (2003) and Schmitt-Grohé and Uribe (2004b).

Recent advances in computational economics have delivered algorithms that make it feasible and simple to compute higher-order approximations to the equilibrium conditions of a general class of large stochastic dynamic general equilibrium models.³ In this paper, we employ these new tools to analyze a model that relaxes all of the questionable assumptions mentioned above. The central focus of this paper is to investigate whether the policy conclusions arrived at by the existing literature regarding the optimal conduct of monetary policy are robust with respect to more realistic specifications of the economic environment. That is, we study optimal policy in a world where there are no subsidies to undo the distortions created by imperfect competition, where there is capital accumulation, where the government may follow active fiscal policy and may not have access to lump-sum taxation, where nominal rigidities induce inefficiencies even in the long run, and where there is a nonnegligible demand for money.

Specifically, this paper characterizes monetary and fiscal policy rules that are optimal within a family of implementable, simple rules in a calibrated model of the business cycle. In the model economy, business cycles are driven by stochastic variations in the level of total factor productivity and government consumption. The implementability condition requires policies to deliver uniqueness of the rational expectations equilibrium. Simplicity requires restricting attention to rules whereby policy variables are set as a function of a small number of easily observable macroeconomic indicators. Specifically, we study interest-rate feedback rules that respond to measures of inflation, output and lagged values of the nominal interest rate. We analyze fiscal policy rules whereby the tax revenue is set as an increasing function of the level of public liabilities. The optimal simple and implementable rule is the simple and implementable rule that maximizes welfare of the individual agent. As a point of comparison for policy evaluation, we compute the real allocation associated with the Ramsey optimal policy.

Our findings suggest that the precise degree to which the central bank responds to in-

³See, for instance, Schmitt-Grohé and Uribe (2004a) and Sims (2000).

flation in setting the nominal interest rate (i.e., the size of the inflation coefficient in the interest-rate rule) plays a minor role for welfare provided that the monetary/fiscal regime renders the equilibrium unique. For instance, in all of the many environments we consider, deviating from the optimal policy rule by setting the inflation coefficient anywhere above unity yields virtually the same level of welfare as the optimal rule. Thus, the fact that optimal policy features an active monetary stance serves mainly the purpose of ensuring the uniqueness of the rational expectations equilibrium. Second, optimal monetary policy features a muted response to output. More importantly, not responding to output is critical from a welfare point of view. In effect, our results show that interest rate rules that feature a positive response of the nominal interest rate to output can lead to significant welfare losses. Third, the welfare gains from interest-rate smoothing are negligible. Fourth, the optimal fiscal policy is passive. Finally, the optimal simple and implementable policy rule attains virtually the same level of welfare as the Ramsey optimal policy.

Kollmann (2003) also considers welfare maximizing fiscal and monetary rules in a sticky price model with capital accumulation. He also finds that optimal monetary policy features a strong anti-inflationary stance. However, the focus of his paper differs from ours in a number of dimensions. First, Kollmann does not consider the size of the welfare losses that are associated with non-optimal rules, which is at center stage in our work. Second, in his paper the interest rate feedback rule is not allowed to depend on a measure of aggregate activity and as a consequence the paper does not identify the importance of not responding to output. Third, Kollmann limits attention to a cashless economy with zero long run inflation. Finally, in Kollmann's paper policy evaluation do not take the Ramsey optimal policy as the point of comparison.

The remainder of the paper is organized in six sections. Section 2 presents the model. Section 3 presents the calibration of the model and discusses computational issues. Section 4 computes optimal policy in a cashless economy. Section 5 analyzes optimal policy in a monetary economy. Section 6 introduces fiscal instruments as part of the optimal policy

design problem. Section 7 concludes.

2 The Model

The starting point for our investigation into the welfare consequences of alternative policy rules is an economic environment featuring a blend of neoclassical and neo-Keynesian elements. Specifically, the skeleton of the economy is a standard real-business-cycle model with capital accumulation and endogenous labor supply driven by technology and government spending shocks. Five sources of inefficiency separate our model from the standard RBC framework: (a) nominal rigidities in the form of sluggish price adjustment. (b) A demand for money by firms motivated by a working-capital constraint on labor costs. (c) A demand for money by household originated in a cash-in-advance constraint. (d) monopolistic competition in product markets. And (e) time-varying distortionary taxation. These five elements of the model provide a rationale for the conduct of monetary and fiscal stabilization policy.

2.1 Households

The economy is populated by a continuum of identical households. Each household has preferences defined over consumption, c_t , and labor effort, h_t . Preferences are described by the utility function

$$E_0 \sum_{t=0}^{\infty} \beta^t U(c_t, h_t), \quad (1)$$

where E_t denotes the mathematical expectations operator conditional on information available at time t , $\beta \in (0, 1)$ represents a subjective discount factor, and U is a period utility index assumed to be strictly increasing in its first argument, strictly decreasing in its second argument, and strictly concave. The consumption good is assumed to be a composite good produced with a continuum of differentiated goods, c_{it} , $i \in [0, 1]$, via the aggregator function

$$c_t = \left[\int_0^1 c_{it}^{1-1/\eta} di \right]^{1/(1-1/\eta)}, \quad (2)$$

where the parameter $\eta > 1$ denotes the intratemporal elasticity of substitution across different varieties of consumption goods. For any given level of consumption of the composite good, purchases of each variety i in period t must solve the dual problem of minimizing total expenditure, $\int_0^1 P_{it}c_{it}di$, subject to the aggregation constraint (2), where P_{it} denotes the nominal price of a good of variety i at time t . The optimal level of c_{it} is then given by

$$c_{it} = \left(\frac{P_{it}}{P_t} \right)^{-\eta} c_t, \quad (3)$$

where P_t is a nominal price index given by

$$P_t \equiv \left[\int_0^1 P_{it}^{1-\eta} di \right]^{\frac{1}{1-\eta}}. \quad (4)$$

This price index has the property that the minimum cost of a bundle of intermediate goods yielding c_t units of the composite good is given by $P_t c_t$.

Households are assumed to have access to a complete set of nominal contingent claims. Expenditures on consumption are subject to a cash-in-advance constraint of the form

$$m_t^h \geq \nu^h c_t, \quad (5)$$

where m_t^h denotes real money holdings by the household in period t and $\nu^h \geq 0$ is a parameter.

The household's period-by-period budget constraint is given by

$$E_t d_{t,t+1} \frac{x_{t+1}}{P_t} + m_t^h + c_t + i_t + \tau_t^L = \frac{x_t}{P_t} + \frac{P_{t-1}}{P_t} m_{t-1}^h + (1 - \tau_t^D)[w_t h_t + u_t k_t] + \delta \tilde{q}_t \tau_t^D k_t + \tilde{\phi}_t, \quad (6)$$

where $d_{t,s}$ is a stochastic discount factor, defined so that $E_t d_{t,s} x_s$ is the nominal value in period t of a random nominal payment x_s in period $s \geq t$. The variable k_t denotes capital, i_t denotes gross investment, $\tilde{\phi}_t$ denotes profits received from the ownership of firms net of income taxes, τ_t^D denotes the income tax rate, and τ_t^L denotes lump-sum taxes. The variable

\tilde{q}_t denotes the market price of one unit of installed capital. The term $\delta\tau_t^D\tilde{q}_tk_t$ represents a depreciation allowance for tax purposes. The capital stock is assumed to depreciate at the constant rate δ , and changes in the capital stock are assumed to be subject to a convex adjustment cost. The evolution of capital is given by

$$k_{t+1} = (1 - \delta)k_t + i_t\Psi\left(\frac{i_t}{i_{t-1}}\right). \quad (7)$$

The function Ψ is assumed to satisfy $\Psi(1) = 1$, $\Psi'(1) = 0$, and $\Psi''(1) < 0$. These assumptions ensure no adjustment costs in the vicinity of the deterministic steady state. The investment good is assumed to be a composite good made with the aggregator function (2). Thus, the demand for each intermediate good $i \in [0, 1]$ for investment purposes, denoted i_{it} , is given by $i_{it} = (P_{it}/P_t)^{-\eta} i_t$. Households are also assumed to be subject to a borrowing limit that prevents them from engaging in Ponzi schemes. The household's problem consists in maximizing the utility function (1) subject to (5), (6), (7), and the no-Ponzi-game borrowing limit referred to above. Letting $\zeta_t\lambda_t\beta^t$, $\lambda_t\beta^t$, and $q_t\lambda_t\beta^t$ denote, respectively, the Lagrange multipliers associated with (5), (6), and (7), the first-order conditions associated with the household's problem are

$$U_c(c_t, h_t) = \lambda_t(1 + \nu^h\zeta_t), \quad (8)$$

$$\lambda_t d_{t,t+1} = \beta\lambda_{t+1}\frac{P_t}{P_{t+1}}$$

$$-U_h(c_t, h_t) = w_t(1 - \tau_t^D)\lambda_t, \quad (9)$$

$$\lambda_t(1 - \zeta_t) = \beta E_t \left\{ \lambda_{t+1}\frac{P_t}{P_{t+1}} \right\} \quad (10)$$

$$\lambda_t = \lambda_t q_t \left[\Psi\left(\frac{i_t}{i_{t-1}}\right) + \frac{i_t}{i_{t-1}}\Psi'\left(\frac{i_t}{i_{t-1}}\right) \right] - \beta E_t \left\{ \lambda_{t+1} q_{t+1} \left(\frac{i_{t+1}}{i_t}\right)^2 \Psi'\left(\frac{i_{t+1}}{i_t}\right) \right\} \quad (11)$$

$$\lambda_t q_t = \beta E_t \lambda_{t+1} [(1 - \tau_{t+1}^D)u_{t+1} + q_{t+1}(1 - \delta) + \delta\tilde{q}_{t+1}\tau_{t+1}^D] \quad (12)$$

$$\zeta_t(m_t^h - \nu^h c_t) = 0$$

$$\zeta_t \geq 0$$

It is apparent from these first-order conditions that the income tax distorts both the leisure-labor choice and the decision to accumulate capital over time. At the same time, the opportunity cost of holding money, $1/(1 - \zeta_t)$, which, as will become clear below equals the gross nominal interest rate, distorts both the labor/leisure choice and the intertemporal allocation of consumption.

2.2 The Government

The consolidated government prints money, M_t , issues one-period nominally risk-free bonds, B_t , collects taxes in the amount of $P_t\tau_t$, and faces an exogenous expenditure stream, g_t . Its period-by-period budget constraint is given by

$$M_t + B_t = R_{t-1}B_{t-1} + M_{t-1} + P_t g_t - P_t \tau_t.$$

Here R_t denotes the gross one-period, risk-free, nominal interest rate in period t . By a no-arbitrage condition, R_t must equal the inverse of the period- t price of a portfolio that pays one dollar in every state of period $t + 1$. That is, $R_t = 1/E_t d_{t,t+1}$. Combining this expression with the optimality conditions associated with the household's problem yields the usual Euler equation

$$\lambda_t = \beta R_t E_t \frac{\lambda_{t+1}}{\pi_{t+1}}, \quad (13)$$

where $\pi_t \equiv P_t/P_{t-1}$ denotes the gross consumer price inflation. The variable g_t denotes per capita government spending on a composite good produced via the aggregator (2). We assume, maybe unrealistically, that the government minimizes the cost of producing g_t . Thus, we have that the public demand for each type i of intermediate goods, g_{it} , is given by $g_{it} = (P_{it}/P_t)^{-\eta} g_t$. Let $\ell_{t-1} \equiv (M_{t-1} + R_{t-1}B_{t-1})/P_{t-1}$ denote total real government liabilities outstanding at the end of period $t - 1$ in units of period $t - 1$ goods. Also, let $m_t \equiv M_t/P_t$

denote real money balances in circulation. Then the government budget constraint can be written as

$$\ell_t = \frac{R_t}{\pi_t} \ell_{t-1} + R_t(g_t - \tau_t) - m_t(R_t - 1). \quad (14)$$

We wish to consider various alternative fiscal policy specifications that involve possibly both lump sum and distortionary income taxation. Total tax revenues, τ_t , consist of revenue from lump-sum taxation, τ_t^L , and revenue from income taxation, $\tau_t^D y_t$, where y_t denotes aggregate demand.⁴ That is,

$$\tau_t = \tau_t^L + \tau_t^D y_t. \quad (15)$$

The fiscal regime is defined by the following rule:

$$\tau_t - \tau^* = \gamma_1(\ell_{t-1} - \ell^*), \quad (16)$$

where γ_1 is a parameter, and τ^* and ℓ^* denote the deterministic Ramsey steady-state values of τ_t and ℓ_t , respectively. According to this rule, the fiscal authority sets tax revenues in period t , τ_t , as a linear function of the real value of total government liabilities, ℓ_{t-1} . Combining this fiscal rule with the government sequential budget constraint (14) yields

$$\ell_t = \frac{R_t}{\pi_t} (1 - \pi_t \gamma_1) \ell_{t-1} + R_t(\gamma_1 \ell^* - \tau^*) + R_t g_t - m_t(R_t - 1).$$

When γ_1 lies in the interval $(0, 2/\pi^*)$, we say, following the terminology of Leeper (1991), that fiscal policy is passive. Intuitively, in this case, in a stationary equilibrium near the deterministic steady state, deviations of real government liabilities from their nonstochastic steady-state level grow at a rate less than the real interest rate. As a result, the present discounted value of government liabilities is expected to converge to zero regardless of the

⁴In the economy with distortionary taxes only, we implicitly assume that profits are taxed in such a way that the tax base equals aggregate demand. In the absence of profit taxation, the tax base would equal $w_t h_t + (u_t - \delta q_t) k_t$. As shown in Schmitt-Grohé and Uribe (2004b,d), untaxed profits create an inflation bias in the Ramsey policy. This is because the Ramsey planner uses the inflation tax as an indirect tax on profits.

stance of monetary policy. Alternatively, when γ_1 lies outside of the range $(0, 2/\pi^*)$, we say that fiscal policy is active. In this case, government liabilities grow at a rate greater than the real interest rate in absolute value in the neighborhood of the deterministic steady state. Consequently, the present discounted value of real government liabilities is not expected to vanish for all possible specifications of monetary policy. Under active fiscal policy, the price level plays an active role in bringing about fiscal solvency in equilibrium.

We focus on four alternative fiscal regimes. In two all taxes are lump sum ($\tau^D = 0$), and in the other two all taxes are distortionary ($\tau^L = 0$). We consider passive fiscal policy ($\gamma_1 \in (0, 2/\pi^*)$) and active fiscal policy ($\gamma_1 \notin (0, 2/\pi^*)$).

We assume that the monetary authority sets the short-term nominal interest rate according to a simple feedback rule belonging to the following class of Taylor (1993)-type rules

$$\ln(R_t/R^*) = \alpha_R \ln(R_{t-1}/R^*) + \alpha_\pi E_t \ln(\pi_{t-i}/\pi^*) + \alpha_y E_t \ln(y_{t-i}/y^*); \quad i = -1, 0, 1, \quad (17)$$

where y^* denotes the nonstochastic Ramsey steady-state level of aggregate demand, and R^* , π^* , α_R , α_π , and α_y are parameters. The index i can take three values 1, 0, and -1. When $i = 1$, we refer to the interest rate rule as backward looking, when $i = 0$ as contemporaneous, and when $i = -1$ as forward looking. The reason why we focus on interest rate feedback rules belonging to this class is that they are defined in terms of readily available macroeconomic indicators.

We note that the type of monetary policy rules that are typically analyzed in the related literature require no less information on the part of the policymaker than the feedback rule given in equation (17). This is because the rules most commonly studied feature an output gap measure defined as deviations of output from the level that would obtain in the absence of nominal rigidities. Computing the flexible-price level of aggregate activity requires the policymaker to know not just the deterministic steady state of the economy—which is the information needed to implement the interest-rate rule given in equation (17)—but also the

joint distribution of all the shocks driving the economy and the current realizations of such shocks.

We will also study an interest-feedback rule whereby the change in the nominal interest rate is set as a function of its own lag, lagged output growth, and lagged deviations of inflation from target. Formally, this monetary rule is given by

$$\ln(R_t/R_{t-1}) = \alpha_R \ln(R_{t-1}/R_{t-2}) + \alpha_\pi \ln(\pi_{t-1}/\pi^*) + \alpha_y \ln(y_{t-1}/y_{t-2}). \quad (18)$$

This specification of monetary policy is of interest because its implementation requires minimal information. Specifically, the central bank need not know the steady-state values of output or the nominal interest rate. Furthermore, implementation of this rule does not require knowledge of current or future expected values of inflation or output.

2.3 Firms

Each good's variety $i \in [0, 1]$ is produced by a single firm in a monopolistically competitive environment. Each firm i produces output using as factor inputs capital services, k_{it} , and labor services, h_{it} . The production technology is given by

$$z_t F(k_{it}, h_{it}) - \chi,$$

where the function F is assumed to be homogenous of degree one, concave, and strictly increasing in both arguments. The variable z_t denotes an exogenous, aggregate productivity shock. The parameter χ introduces fixed costs of production, which are meant to soak up steady-state profits in conformity with the stylized fact that profits are close to zero on average in the U.S. economy.

It follows from our analysis of private and public absorption behavior that the aggregate

demand for good i , denoted $a_{it} \equiv c_{it} + i_{it} + g_{it}$, is given by

$$a_{it} = (P_{it}/P_t)^{-\eta} a_t,$$

where $a_t \equiv c_t + i_t + g_t$ denotes aggregate absorption.

We introduce a demand for money by firms by assuming that wage payments are subject to a cash-in-advance constraint of the form

$$m_{it}^f \geq \nu^f w_t h_{it}, \quad (19)$$

where $m_{it}^f \equiv M_{it}^f/P_t$ denotes the demand for real money balances by firm i in period t , M_{it}^f denotes nominal money holdings of firm i in period t , and $\nu^f \geq 0$ is a parameter denoting the fraction of the wage bill that must be backed with monetary assets.

Letting bond holdings of firm i in period t be denoted by B_{it}^f , the period-by-period budget constraint of firm i can be written as:

$$M_{it}^f + B_{it}^f = M_{it-1}^f + R_{t-1} B_{it-1}^f + P_{it} a_{it} - P_t u_t k_{it} - P_t w_t h_{it} - P_t \phi_{it}.$$

We assume that the firm's initial financial wealth is nil. That is, $M_{i,-1}^f + R_{-1} B_{i,-1}^f = 0$. Furthermore, we assume that the profit-distribution policy of firms is such that they hold no financial wealth at the beginning of any period, or $M_{it}^f + R_t B_{it}^f = 0$ for all t . These assumptions together with the above budget constraint imply that real profits of firm i at date t expressed in terms of the composite good are given by:

$$\phi_{it} \equiv \frac{P_{it}}{P_t} a_{it} - u_t k_{it} - w_t h_{it} - (1 - R_t^{-1}) m_{it}. \quad (20)$$

Implicit in this specification of profits is the assumption that firms rent capital services from a centralized market, which requires that this factor of production can be readily reallocated

across industries. This is the most common assumption in the related literature. A polar assumption is that capital is sector specific, as in Woodford (2003) and Sveen and Weinke (2003). Both assumptions are clearly extreme. A more realistic treatment of investment dynamics would incorporate a mix of firm-specific and homogeneous capital.

We assume that the firm must satisfy demand at the posted price. Formally, we impose

$$z_t F(k_{it}, h_{it}) - \chi \geq \left(\frac{P_{it}}{P_t} \right)^{-\eta} a_t. \quad (21)$$

The objective of the firm is to choose contingent plans for P_{it} , h_{it} , k_{it} and m_{it}^f to maximize the present discounted value of profits, given by

$$E_t \sum_{s=t}^{\infty} d_{t,s} P_s \phi_{is}.$$

Throughout our analysis, we will focus on equilibria featuring a strictly positive nominal interest rate. This implies that the cash-in-advance constraint (19) will always be binding. Then, letting $d_{t,s} P_s mc_{is}$ be the Lagrange multiplier associated with constraint (21), the first-order conditions of the firm's maximization problem with respect to capital and labor services are, respectively,

$$mc_{it} z_t F_h(k_{it}, h_{it}) = w_t \left[1 + \nu^f \frac{R_t - 1}{R_t} \right]$$

and

$$mc_{it} z_t F_k(k_{it}, h_{it}) = u_t.$$

Notice that because all firms face the same factor prices and because they all have access to the same production technology with F homogeneous of degree one, the capital-labor ratio, k_{it}/h_{it} and marginal cost, mc_{it} , are identical across firms.

Prices are assumed to be sticky à la Calvo (1983) and Yun (1996). Specifically, each period a fraction $\alpha \in [0, 1)$ of randomly picked firms is not allowed to change the nominal

price of the good it produces. We assume no indexation of prices. This assumption is in line with the empirical evidence presented in Cogley and Sbordone (2004) and Levin et al. (2005). The remaining $(1 - \alpha)$ firms choose prices optimally. Suppose firm i gets to choose the price in period t , and let \tilde{P}_{it} denote the chosen price. This price is set to maximize the expected present discounted value of profits. That is, \tilde{P}_{it} maximizes

$$E_t \sum_{s=t}^{\infty} d_{t,s} P_s \alpha^{s-t} \left\{ \left[\left(\frac{\tilde{P}_{it}}{P_s} \right)^{1-\eta} a_s - u_s k_{is} - w_s h_{is} [1 + \nu^f (1 - R_s^{-1})] \right] + \text{mc}_{is} \left[z_s F(k_{is}, h_{is}) - \chi - \left(\frac{\tilde{P}_{it}}{P_s} \right)^{-\eta} a_s \right] \right\}.$$

The associated first-order condition with respect to \tilde{P}_{it} is

$$E_t \sum_{s=t}^{\infty} d_{t,s} \alpha^{s-t} \left(\frac{\tilde{P}_{it}}{P_s} \right)^{-1-\eta} a_s \left[\text{mc}_{is} - \frac{\eta - 1}{\eta} \frac{\tilde{P}_{it}}{P_s} \right] = 0. \quad (22)$$

According to this expression, firms whose price is free to adjust in the current period, pick a price level such that a weighted average of current and future expected differences between marginal costs and marginal revenue equals zero.

2.4 Equilibrium and Aggregation

It is clear from optimality condition (22) that all firms that get to change their price in a given period choose the same price. We thus drop the subscript i . The firm's demands for capital and labor aggregate to

$$\text{mc}_t z_t F_h(k_t, h_t) = w_t \left[1 + \nu^f \frac{R_t - 1}{R_t} \right] \quad (23)$$

and

$$\text{mc}_t z_t F_k(k_t, h_t) = u_t. \quad (24)$$

As mentioned earlier, we restrict attention to equilibria in which the nominal interest rate is strictly positive. This implies that the cash in advance constraints on firms and households will always be binding. The sum of all firm-level cash-in-advance constraints holding with equality yields the following aggregate relationship between real balances held by firms and the wage bill:

$$m_t^f = \nu^f w_t h_t. \quad (25)$$

Similarly, the aggregate demand for money by households satisfies

$$m_t^h = \nu^h c_t. \quad (26)$$

Total aggregate real balances are the sum of the demands for money by households and firms:

$$m_t = m_t^h + m_t^f \quad (27)$$

It is clear from the household's optimality condition (10) and equation (13) that the multiplier on the household's cash-in-advance constraint ζ_t satisfies

$$\zeta_t = 1 - R_t^{-1}. \quad (28)$$

From (4), it follows that the aggregate price index can be written as

$$P_t^{1-\eta} = \alpha P_{t-1}^{1-\eta} + (1-\alpha) \tilde{P}_t^{1-\eta}.$$

Dividing this expression through by $P_t^{1-\eta}$, one obtains

$$1 = \alpha \pi_t^{-1+\eta} + (1-\alpha) \tilde{p}_t^{1-\eta}, \quad (29)$$

where $\tilde{p}_t \equiv \tilde{P}_t/P_t$ denotes the relative price of any good whose price was adjusted in period t in terms of the composite good.

At this point, most of the related literature using the Calvo-Yun apparatus, proceeds to linearizing equations (22) and (29) around a deterministic steady state featuring zero inflation. This strategy yields the famous simple (linear) neo-Keynesian Phillips curve involving inflation and marginal costs (or the output gap). In the present study one cannot follow this strategy for two reasons. First, we do not wish to restrict attention to the case of zero long-run inflation. For price stability is neither optimal in the context of our model, nor in line with historical evidence for industrialized countries. Second and more importantly, we refrain from making the set of highly special assumptions that allow welfare to be approximated accurately up to second order from a first-order approximation to the equilibrium conditions. One of these assumptions is the existence of factor-input subsidies financed by lump-sum taxes aimed at ensuring the perfectly competitive level of long-run employment. Another friction that makes it inappropriate to use first-order approximations to the equilibrium conditions for second-order-accurate welfare evaluation is the presence of a transactional demand for money at the level of households or firms.

Our approach makes it necessary to retain the non-linear nature of the equilibrium conditions and in particular of equation (22). It is convenient to rewrite this expression in a recursive fashion that does away with the use of infinite sums. To this end, we define two new variables, x_t^1 and x_t^2 . Let

$$\begin{aligned}
x_t^1 &\equiv E_t \sum_{s=t}^{\infty} d_{t,s} \alpha^{s-t} \left(\frac{\tilde{P}_t}{P_s} \right)^{-1-\eta} a_s \text{mc}_s \\
&= \left(\frac{\tilde{P}_t}{P_t} \right)^{-1-\eta} a_t \text{mc}_t + E_t \sum_{s=t+1}^{\infty} d_{t,s} \alpha^{s-t} \left(\frac{\tilde{P}_t}{P_s} \right)^{-1-\eta} a_s \text{mc}_s \\
&= \left(\frac{\tilde{P}_t}{P_t} \right)^{-1-\eta} a_t \text{mc}_t + \alpha E_t d_{t,t+1} \left(\frac{\tilde{P}_t}{\tilde{P}_{t+1}} \right)^{-1-\eta} E_{t+1} \sum_{s=t+1}^{\infty} d_{t+1,s} \alpha^{s-t-1} \left(\frac{\tilde{P}_{t+1}}{P_s} \right)^{-1-\eta} a_s \text{mc}_s \\
&= \left(\frac{\tilde{P}_t}{P_t} \right)^{-1-\eta} a_t \text{mc}_t + \alpha E_t d_{t,t+1} \left(\frac{\tilde{P}_t}{\tilde{P}_{t+1}} \right)^{-1-\eta} x_{t+1}^1 \\
&= \tilde{p}_t^{-1-\eta} a_t \text{mc}_t + \alpha \beta E_t \frac{\lambda_{t+1}}{\lambda_t} \pi_{t+1}^\eta \left(\frac{\tilde{p}_t}{\tilde{p}_{t+1}} \right)^{-1-\eta} x_{t+1}^1. \tag{30}
\end{aligned}$$

Similarly, let

$$\begin{aligned}
x_t^2 &\equiv E_t \sum_{s=t}^{\infty} d_{t,s} \alpha^{s-t} \left(\frac{\tilde{P}_t}{P_s} \right)^{-1-\eta} a_s \frac{\tilde{P}_t}{P_s} \\
&= \tilde{p}_t^{-\eta} a_t + \alpha \beta E_t \frac{\lambda_{t+1}}{\lambda_t} \pi_{t+1}^{\eta-1} \left(\frac{\tilde{p}_t}{\tilde{p}_{t+1}} \right)^{-\eta} x_{t+1}^2.
\end{aligned} \tag{31}$$

Using the two auxiliary variables x_t^1 and x_t^2 , the equilibrium condition (22) can be written as:

$$\frac{\eta}{\eta-1} x_t^1 = x_t^2. \tag{32}$$

Naturally, the set of equilibrium conditions includes a resource constraint. Such a restriction is typically of the type $z_t F(k_t, h_t) - \chi = c_t + i_t + g_t$. In the present model, however, this restriction is not valid. This is because the model implies relative price dispersion across varieties. This price dispersion, which is induced by the assumed nature of price stickiness, is inefficient and entails output loss. To see this, start with equilibrium condition (21) stating that supply must equal demand at the firm level:

$$z_t F(k_{it}, h_{it}) - \chi = (c_t + i_t + g_t) \left(\frac{P_{it}}{P_t} \right)^{-\eta}.$$

Integrating over all firms and taking into account that the capital-labor ratio is common across firms, we obtain

$$h_t z_t F\left(\frac{k_t}{h_t}, 1\right) - \chi = (c_t + i_t + g_t) \int_0^1 \left(\frac{P_{it}}{P_t} \right)^{-\eta} di,$$

where $h_t \equiv \int_0^1 h_{it} di$ and $k_t \equiv \int_0^1 k_{it} di$ denote the aggregate levels of labor and capital services

in period t . Let $s_t \equiv \int_0^1 \left(\frac{P_{it}}{P_t}\right)^{-\eta} di$. Then we have

$$\begin{aligned}
s_t &= \int_0^1 \left(\frac{P_{it}}{P_t}\right)^{-\eta} di \\
&= (1 - \alpha) \left(\frac{\tilde{P}_t}{P_t}\right)^{-\eta} + (1 - \alpha)\alpha \left(\frac{\tilde{P}_{t-1}}{P_t}\right)^{-\eta} + (1 - \alpha)\alpha^2 \left(\frac{\tilde{P}_{t-2}}{P_t}\right)^{-\eta} + \dots \\
&= (1 - \alpha) \sum_{j=0}^{\infty} \alpha^j \left(\frac{\tilde{P}_{t-j}}{P_t}\right)^{-\eta} \\
&= (1 - \alpha)\tilde{p}_t^{-\eta} + \alpha\pi_t^\eta s_{t-1}.
\end{aligned}$$

Summarizing, the resource constraint in the present model is given by the following three expressions

$$y_t = \frac{1}{s_t} [z_t F(k_t, h_t) - \chi] \quad (33)$$

$$y_t = c_t + i_t + g_t \quad (34)$$

$$s_t = (1 - \alpha)\tilde{p}_t^{-\eta} + \alpha\pi_t^\eta s_{t-1}, \quad (35)$$

with s_{-1} given. The state variable s_t measures the resource costs induced by the inefficient price dispersion present in the Calvo-Yun model in equilibrium.

Three observations are in order about the dispersion measure s_t . First, s_t is bounded below by 1.⁵ That is, price dispersion is always a costly distortion in this model. Second, in an economy where the non-stochastic level of inflation is nil, i.e., when $\pi = 1$, up to first order the variable s_t is deterministic and follows a univariate autoregressive process of the form $\hat{s}_t = \alpha\hat{s}_{t-1}$, where $\hat{s}_t \equiv \ln(s_t/s)$ denotes the log-deviation of s_t from its steady-state value s . Thus, the underlying price dispersion, summarized by the variable s_t , has no real consequences up to first order in the stationary distribution of other endogenous variables. This means that studies that restrict attention to linear approximations to the equilibrium

⁵To see this, let $v_{it} \equiv (P_{it}/P_t)^{1-\eta}$. It follows from the definition of the price index given in equation (4) that $\left[\int_0^1 v_{it}\right]^{\eta/(\eta-1)} = 1$. Also, by definition we have $s_t = \int_0^1 v_{it}^{\eta/(\eta-1)}$. Then, taking into account that $\eta/(\eta-1) > 1$, Jensen's inequality implies that $1 = \left[\int_0^1 v_{it}\right]^{\eta/(\eta-1)} \leq \int_0^1 v_{it}^{\eta/(\eta-1)} = s_t$.

conditions around a noninflationary steady-state are justified in ignoring the variable s_t . But this variable must be taken into account if one is interested in higher-order approximations to the equilibrium conditions or if one focuses on economies without long-run price stability ($\pi \neq 1$) and imperfect long-run price indexation. Omitting s_t in higher-order expansions would amount to leaving out certain higher-order terms while including others. Finally, when prices are fully flexible, $\alpha = 0$, we have that $\tilde{p}_t = 1$ and thus $s_t = 1$. (Obviously, in a flexible-price equilibrium there is no price dispersion across varieties.)

A stationary competitive equilibrium is a set of processes $c_t, h_t, \lambda_t, \zeta_t, q_t, w_t, \tau_t^D, u_t, mc_t, k_{t+1}, R_t, i_t, y_t, s_t, \tilde{p}_t, \pi_t, \tau_t, \tau_t^L, \ell_t, m_t, m_t^h, m_t^f, x_t^1$, and x_t^2 for $t = 0, 1, \dots$ that remain bounded in some neighborhood around the deterministic steady-state and satisfy equations (7)-(9), (11)-(17), (23)-(35) and either $\tau_t^L = 0$ (in the absence of lump-sum taxation) or $\tau_t^D = 0$ (in the absence of distortionary taxation), given initial values for k_0, s_{-1} , and ℓ_{-1} , and exogenous stochastic processes g_t and z_t .

3 Computation, Calibration, and Welfare Measure

We wish to find the monetary and fiscal policy rule combination (i.e., a value for $\alpha_\pi, \alpha_y, \alpha_R$, and γ_1) that is optimal and implementable within the simple family defined by equations (16) and (17). For a policy to be implementable, we impose three requirements: First, the rule must ensure local uniqueness of the rational expectations equilibrium. Second, the rule must induce nonnegative equilibrium dynamics for the nominal interest rate. Because we approximate the solution to the equilibrium using perturbation methods, and because this method is ill suited to handle nonnegativity constraints, we approximate the zero bound constraint by requiring a low volatility of the nominal interest rate relative to its target value. Specifically, we impose the condition $2\sigma_R < R^*$, where σ_R denotes the unconditional standard deviation of the nominal interest rate. Third, we limit attention to policy coefficients in the interval $[0, 3]$. The size of this interval is arbitrary, but we feel that policy coefficients larger

than 3 or negative would be difficult to communicate to policymakers or the public. Most of our results, however, are robust to expanding the size of the interval.

For an implementable policy to be optimal, the contingent plans for consumption and hours of work associated with that policy must yield the highest level of unconditional lifetime utility. Formally, we look for policy parameters that maximize $E[V_t]$, where

$$V_t \equiv E_t \sum_{j=0}^{\infty} \beta^j U(c_{t+j}, h_{t+j}).$$

and E denotes the unconditional expectations operator. Our results are robust to following the alternative strategy of selecting policy parameters to maximize V_t itself, conditional upon the initial state of the economy being the nonstochastic steady state (see Schmitt-Grohé and Uribe, 2004c). As a point of reference for policy evaluation we use the time-invariant equilibrium processes of the Ramsey optimal allocation. We report conditional and unconditional welfare costs of following the optimized simple policy rule relative to the Ramsey policy. Matlab code used to generate the results shown in the subsequent sections are available on the authors' websites.

Given the complexity of the economic environment we study in this paper, we are forced to characterize an approximation to lifetime utility, V_t . Up to first-order accuracy, V_t is equal to its non-stochastic steady-state value. Because all the monetary and fiscal policy regimes we consider imply identical non-stochastic steady states, to a first-order approximation all of those policies yield the same level of welfare. To determine the higher-order welfare effects of alternative policies one must therefore approximate V_t to an order higher than one. For an expansion of lifetime utility to be accurate up to second order, it is in general required that the solution to the equilibrium conditions—the policy functions—also be accurate up to second order. In particular, approximations to the policy functions based on a first-order expansion of the equilibrium conditions would result in general in an incorrect second-order approximation of the welfare criterion. In this paper, we compute second-order accurate

solutions to policy functions using the methodology and computer code of Schmitt-Grohé and Uribe (2004a).

3.1 Calibration and Functional Forms

To obtain the deep structural parameters of the model, we calibrate the model to the U.S. economy, choosing the time unit to be one quarter. We assume that the economy is operating in the deterministic steady state of a competitive equilibrium in which the inflation rate is 4.2 percent per annum, the average growth rate of the U.S. GDP deflator between 1960 and 1998. In addition, we assume that all government revenues originate in income taxation. We require the share of government purchases in value added to be 17 percent in steady state, which is in line with the observed U.S. postwar average. We impose a steady-state debt-to-GDP ratio of 44 percent per year. This value corresponds to the average federal debt held by the public as a percent of GDP in the United States between 1984 and 2003.⁶

We assume that the period utility function is given by

$$U(c, h) = \frac{[c(1-h)\gamma]^{1-\sigma} - 1}{1-\sigma}. \quad (36)$$

We set $\sigma = 2$, so that the intertemporal elasticity of consumption, holding constant hours worked, is 0.5. This value of σ falls well within the range of values used in the business-cycle literature.

The production function excluding fixed costs, F , is assumed to be of the Cobb-Douglas type

$$F(k, h) = k^\theta h^{1-\theta},$$

where θ describes the cost share of capital. We set θ equal to 0.3, which is consistent with the empirical regularity that in the U.S. economy wages represent about 70 percent of total cost.

⁶The source is the Economic Report of the President, February 2004, table B79.

The capital adjustment cost function is parameterized as follows:

$$\Psi(x) = 1 - \frac{\psi}{2}(x - 1)^2,$$

where ψ is a positive constant. The baseline model features no adjustment costs, $\psi = 0$. We also study the sensitivity of our results to the introduction of adjustment costs. In that case, we draw on the work of Christiano, Eichenbaum, and Evans (2005) and set ψ equal to 2.48.

We assign a value of 0.9902 to the subjective discount factor β , which is consistent with an annual real rate of interest of 4 percent (Prescott, 1986). We set η , the price elasticity of demand, so that in steady state the value added markup of prices over marginal cost is 25 percent (see Basu and Fernald, 1997). The annual depreciation rate is taken to be 10 percent, a value typically used in business-cycle studies.

Based on the observations that in the U.S. two thirds of M1 are held by firms (Mulligan, 1997) and that M1 was on average about 17 percent of annual GDP over the period 1960 to 1999, we calibrate the ratio of working capital to quarterly GDP to $0.45 (= 0.17 \times 2/3 \times 4)$. This parameterization implies that $\nu^f = 0.63$, which means that firms maintain 63 percent of their wage bill in cash, and that $\nu^h = 0.35$, which implies that households hold money balances equivalent to 35 percent of their quarterly consumption.

We assign a value of 0.8 to α , the fraction of firms that cannot change their price in any given quarter. This value implies that on average firms change prices every 5 quarters, which is consistent with empirical estimates of $t\alpha$ that assume a rental market for physical capital, as we do in this paper (see, for example, Altig et al., 2005). We set the preference parameter γ so that in the deterministic steady state of the competitive equilibrium households allocate on average 20 percent of their time to work, as is the case in the U.S. economy according to Prescott (1986).

The driving forces g_t and z_t are parameterized as in Schmitt-Grohé and Uribe (2006).

Table 1: Deep Structural Parameters

Parameter	Value	Description
σ	2	Preference parameter, $U(c, h) = \{[c(1 - h)^\gamma]^{1-\sigma} - 1\}/(1 - \sigma)$
θ	0.3	Cost Share of capital, $F(k, h) = k^\theta h^{1-\theta}$
β	$1.04^{-1/4}$	Quarterly subjective discount rate
η	5	Price elasticity of demand
\bar{g}	0.0552	Steady-state level of government purchases
δ	$1.1^{(1/4)} - 1$	Quarterly depreciation rate
ν^f	0.6307	Fraction of wage payments held in money
ν^h	0.3496	Fraction of consumption held in money
α	0.8	Share of firms that can change their price each period
γ	3.6133	Preference Parameter
ψ	0	Investment adjustment cost parameter
χ	0.0968	Fixed cost parameter
ρ_g	0.87	Serial correlation of government spending
σ^{ϵ^g}	0.016	Standard Deviation of innovation to government purchases
ρ_z	0.8556	Serial correlation of productivity shock
σ^{ϵ^z}	0.0064	Standard Deviation of innovation to productivity shock

Government purchases are assumed to follow a univariate autoregressive process of the form

$$\ln(g_t/\bar{g}) = \rho_g \ln(g_{t-1}/\bar{g}) + \epsilon_t^g,$$

where \bar{g} is a constant. The first-order autocorrelation, ρ_g , is set to 0.87 and the standard deviation of ϵ_t^g to 0.016. Productivity shocks are also assumed to follow a univariate autoregressive process

$$\ln z_t = \rho_z \ln z_{t-1} + \epsilon_t^z,$$

where $\rho_z = 0.856$ and the standard deviation of ϵ_t^z is 0.0064. Finally, we set the fixed cost parameter χ to ensure zero profits in the deterministic steady state of the competitive equilibrium. Table 1 presents the deep structural parameter values implied by our calibration strategy.

3.2 Measuring Welfare Costs

We conduct policy evaluations by computing the welfare cost of a particular monetary and fiscal regime relative to the time-invariant equilibrium process associated with the Ramsey policy. Consider the Ramsey policy, denoted by r , and an alternative policy regime, denoted by a . We define the welfare associated with the time-invariant equilibrium implied by the Ramsey policy conditional on a particular state of the economy in period 0 as

$$V_0^r = E_0 \sum_{t=0}^{\infty} \beta^t U(c_t^r, h_t^r),$$

where c_t^r and h_t^r denote the contingent plans for consumption and hours under the Ramsey policy. Similarly, define the conditional welfare associated with policy regime a as

$$V_0^a = E_0 \sum_{t=0}^{\infty} \beta^t U(c_t^a, h_t^a).$$

We assume that at time zero all state variables of the economy equal their respective Ramsey-steady-state values. Because the non-stochastic steady state is the same across all policy regimes we consider, computing expected welfare conditional on the initial state being the nonstochastic steady state ensures that the economy begins from the same initial point under all possible policies.⁷

Let λ^c denote the welfare cost of adopting policy regime a instead of the Ramsey policy conditional on a particular state in period zero. We define λ^c as the fraction of regime r 's consumption process that a household would be willing to give up to be as well off under

⁷It is of interest to investigate the robustness of our results with respect to alternative initial conditions. For, in principle, the welfare ranking of the alternative policies will depend upon the assumed value for (or distribution of) the initial state vector. In an earlier version of this paper (Schmitt-Grohé and Uribe, 2004c), we conduct policy evaluations conditional on an initial state different from the Ramsey steady state and obtain similar results to those presented in this paper.

regime a as under regime r . Formally, λ^c is implicitly defined by

$$V_0^a = E_0 \sum_{t=0}^{\infty} \beta^t U((1 - \lambda^c)c_t^r, h_t^r).$$

For the particular functional form for the period utility function given in equation (36), the above expression can be written as

$$\begin{aligned} V_0^a &= E_0 \sum_{t=0}^{\infty} \beta^t U((1 - \lambda^c)c_t^r, h_t^r) \\ &= (1 - \lambda^c)^{1-\sigma} V_0^r + \frac{(1 - \lambda^c)^{1-\sigma} - 1}{(1 - \sigma)(1 - \beta)}. \end{aligned}$$

Solving for λ^c we obtain

$$\lambda^c = \left[1 - \left(\frac{(1 - \sigma)V_0^a + (1 - \beta)^{-1}}{(1 - \sigma)V_0^r + (1 - \beta)^{-1}} \right)^{1/(1-\sigma)} \right].$$

Given that we compute V_0^a and V_0^r accurately up to second-order, we restrict attention to an approximation of λ^c that is accurate up to second order and omits all terms of order higher than two. In equilibrium, V_0^a and V_0^r are functions of the initial state vector x_0 and the parameter σ_ϵ scaling the standard deviation of the exogenous shocks (see Schmitt-Grohé and Uribe, 2004a). Therefore, we can write $V_0^a = V^{ac}(x_0, \sigma_\epsilon)$ and $V_0^r = V^{rc}(x_0, \sigma_\epsilon)$. And the conditional welfare cost can be expressed as

$$\lambda^c = \left[1 - \left(\frac{(1 - \sigma)V^{ac}(x_0, \sigma_\epsilon) + (1 - \beta)^{-1}}{(1 - \sigma)V^{rc}(x_0, \sigma_\epsilon) + (1 - \beta)^{-1}} \right)^{1/(1-\sigma)} \right]. \quad (37)$$

It is clear from this expression that λ^c is a function of x_0 and σ_ϵ , which we write as

$$\lambda^c = \Lambda^c(x_0, \sigma_\epsilon).$$

Consider a second-order approximation of the function Λ^c around the point $x_0 = x$ and

$\sigma_\epsilon = 0$, where x denotes the deterministic Ramsey steady state of the state vector. Because we wish to characterize welfare conditional upon the initial state being the deterministic Ramsey steady state, in performing the second-order expansion of Λ^c only its first and second derivatives with respect to σ_ϵ have to be considered. Formally, we have

$$\lambda^c \approx \Lambda^c(x, 0) + \Lambda_{\sigma_\epsilon}^c(x, 0)\sigma_\epsilon + \frac{\Lambda_{\sigma_\epsilon\sigma_\epsilon}^c(x, 0)}{2}\sigma_\epsilon^2.$$

Because the deterministic steady-state level of welfare is the same across all monetary policies belonging to the class defined in equation (17), it follows that λ^c vanishes at the point $(x_0, \sigma_\epsilon) = (x, 0)$. Formally,

$$\Lambda^c(x, 0) = 0.$$

Totally differentiating equation (37) with respect to σ_ϵ , evaluating the result at $(x_0, \sigma_\epsilon) = (x, 0)$, and using the result derived in Schmitt-Grohé and Uribe (2004a) that the first derivatives of the policy functions with respect to σ_ϵ evaluated at $(x_0, \sigma_\epsilon) = (x, 0)$ are nil ($V_{\sigma_\epsilon}^{ac} = V_{\sigma_\epsilon}^{rc} = 0$), it follows immediately that

$$\Lambda_{\sigma_\epsilon}^c(x, 0) = 0.$$

Now totally differentiating (37) twice with respect to σ_ϵ and evaluating the result at $(x_0, \sigma_\epsilon) = (x, 0)$ yields

$$\Lambda_{\sigma_\epsilon\sigma_\epsilon}^c(x, 0) = \frac{V_{\sigma_\epsilon\sigma_\epsilon}^{rc}(x, 0) - V_{\sigma_\epsilon\sigma_\epsilon}^{ac}(x, 0)}{(1 - \sigma)V^{rc}(x, 0) + (1 - \beta)^{-1}}.$$

Thus, the conditional welfare cost measure is given by

$$\lambda^c \approx \frac{V_{\sigma_\epsilon\sigma_\epsilon}^{rc}(x, 0) - V_{\sigma_\epsilon\sigma_\epsilon}^{ac}(x, 0)}{(1 - \sigma)V^{rc}(x, 0) + (1 - \beta)^{-1}} \frac{\sigma_\epsilon^2}{2}. \quad (38)$$

Similarly, one can derive an unconditional welfare cost measure, which we denote by λ^u .

It can be shown that up to second order λ^u is given by

$$\lambda^u \approx \frac{V_{\sigma_\epsilon \sigma_\epsilon}^{ru}(0) - V_{\sigma_\epsilon \sigma_\epsilon}^{au}(0)}{(1 - \sigma)V^{ru}(0) + (1 - \beta)^{-1} \frac{\sigma_\epsilon^2}{2}}, \quad (39)$$

where $V^{au}(\sigma_\epsilon)$ and $V^{ru}(\sigma_\epsilon)$ denote the unconditional expectation of V_t^a and V_t^r , respectively.

4 A Cashless Economy

Consider a nonmonetary economy. Specifically, eliminate the cash-in-advance constraints on households and firms by setting

$$\nu^h = \nu^f = 0$$

in equations (5) and (19). The fiscal authority is assumed to have access to lump-sum taxes and to follow a passive fiscal policy. That is, the fiscal policy rule is given by equations (15) and (16) with

$$\gamma_1 \in (0, 2/\pi^*) \text{ and } \tau_t^D = 0.$$

This economy is of interest for it most resembles the canonical neoknesian model studied in the related literature on optimal policy (see Clarida, Galí, and Gertler, 1999, and the references cited therein). This body of work studies optimal monetary policy in the context of a cashless economy with nominal rigidities and no fiscal authority. For analytical purposes, the absence of a fiscal authority is equivalent to modeling a government that operates under passive fiscal policy and collects all of its revenue via lump-sum taxation. We wish to highlight, however, two important differences between the economy studied here and the one typically considered in the related literature. Namely, in our economy there is capital accumulation and no subsidy to factor inputs aimed at offsetting the distortions arising from monopolistic competition. The latter difference is of consequence for the solution method that can be applied to the optimal policy problem. Without the ad-hoc subsidy scheme, first-order approximations to the policy functions are not sufficient to deliver a second-order

accurate approximation to the utility function. One must approximate the policy functions up to second order to obtain a second-order accurate approximation to the level of welfare.

Panel A of table 2 reports policy evaluations for the cashless economy. The point of comparison for our policy evaluation is the time-invariant stochastic real allocation associated with the Ramsey policy. The table reports conditional and unconditional welfare costs, λ^c and λ^u , as defined in equations (38) and (39). Under the Ramsey policy inflation is virtually equal to zero at all times.⁸ One may wonder why in an economy featuring sticky prices as the single nominal friction, the volatility of inflation is not exactly equal to zero at all times under the Ramsey policy. The reason is that we do not follow the standard practice of subsidizing factor inputs to eliminate the distortion introduced by monopolistic competition in product markets. Introducing such a subsidy would result in a constant Ramsey-optimal rate of inflation equal to zero.⁹

We consider seven different monetary policies: Four constrained optimal interest-rate feedback rules and three non-optimized rules. In the constrained optimal rule labeled no-smoothing, we search over the policy coefficients α_π and α_y keeping α_R fixed at zero. The second constrained-optimal rule, labeled smoothing in the table, allows for interest-rate inertia by setting optimally all three coefficients, α_π , α_y and α_R .

We find that the best no-smoothing interest-rate rule calls for an aggressive response to inflation and a mute response to output. The inflation coefficient of the optimized rule takes the largest value allowed in our search, namely 3.¹⁰ The optimized rule is quite effective as it delivers welfare levels remarkably close to those achieved under the Ramsey policy. At the same time, the rule induces a stable rate of inflation, a feature that also characterizes the

⁸In the deterministic steady state of the Ramsey economy, the inflation rate is zero.

⁹Formally, one can show that setting $\tau_t^D = 1/(1 - \eta)$ and $\pi_t = 1$ for all $t \geq 0$ and eliminating the depreciation allowance the equilibrium conditions collapse to those associated with the flexible-price, perfect-competition version of the model. Because the real allocation implied by the latter model is Pareto efficient, it follows that setting $\pi_t = 1$ at all times must be Ramsey-optimal in the economy with sticky prices and factor subsidies.

¹⁰Removing the upper bound on policy parameters optimal policy calls for a much larger inflation coefficient, a zero output coefficient and yields a negligible improvement in welfare. The unconstrained policy-rule coefficients are $\alpha_\pi = 332$ and $\alpha_y = 0$. The associated welfare gain is about one thousandth of one percent of consumption conditionally and unconditionally.

Table 2: Optimal Monetary Policy

Interest-Rate Rule	$\hat{R}_t = \alpha_\pi E_t \hat{\pi}_{t-i} + \alpha_y E_t \hat{y}_{t-i} + \alpha_R \hat{R}_{t-1}$							
					Conditional Welfare Cost ($\lambda^c \times 100$)	Unconditional Welfare Cost ($\lambda^u \times 100$)	σ_π	σ_R
	α_π	α_y	α_R	γ_1				
A. No Money, Lump-Sum Taxes, Passive Fiscal Policy								
Ramsey Policy	–	–	–	–	0	0	0.01	0.27
Optimized Rules								
Contemporaneous ($i = 0$)								
Smoothing	3	0.01	0.84	–	0.000	0.000	0.04	0.29
No Smoothing	3	0.00	–	–	0.000	0.001	0.14	0.42
Backward ($i = 1$)	3	0.03	1.71	–	0.001	0.001	0.10	0.23
Forward ($i = -1$)	3	0.07	1.58	–	0.002	0.003	0.19	0.27
Non-Optimized Rules								
Taylor Rule ($i = 0$)	1.5	0.5	–	–	0.451	0.522	3.19	3.08
Simple Taylor Rule	1.5	–	–	–	0.014	0.019	0.58	0.87
Inflation Targeting	–	–	–	–	-0.000	0.000	0	0.27
B. Money, Lump-Sum Taxes, Passive Fiscal Policy								
Ramsey Policy	–	–	–	–	0	0	0.01	0.27
Optimized Rules								
Contemporaneous ($i = 0$)								
Smoothing	3	0.01	0.80	–	0.000	0.000	0.04	0.29
No Smoothing	3	0.00	–	–	0.001	0.001	0.14	0.41
Non-Optimized Rules								
Taylor Rule ($i = 0$)	1.5	0.5	–	–	0.598	0.709	3.93	3.76
Simple Taylor Rule	1.5	–	–	–	0.011	0.015	0.56	0.85
Inflation Targeting	–	–	–	–	-0.000	0.000	0	0.27

Notes: (1) In the optimized rules, the policy parameters α_π , α_y , and α_R are restricted to lie in the interval $[0, 3]$. (2) Conditional and unconditional welfare costs, $\lambda^c \times 100$ and $\lambda^u \times 100$, are defined as the percentage decrease in the Ramsey optimal consumption process necessary to make the level of welfare under the Ramsey policy identical to that under the evaluated policy. Thus, a positive figure indicates that welfare is higher under the Ramsey policy than under the alternative policy. (3) The standard deviation of inflation and the nominal interest rate is measured in percent per year.

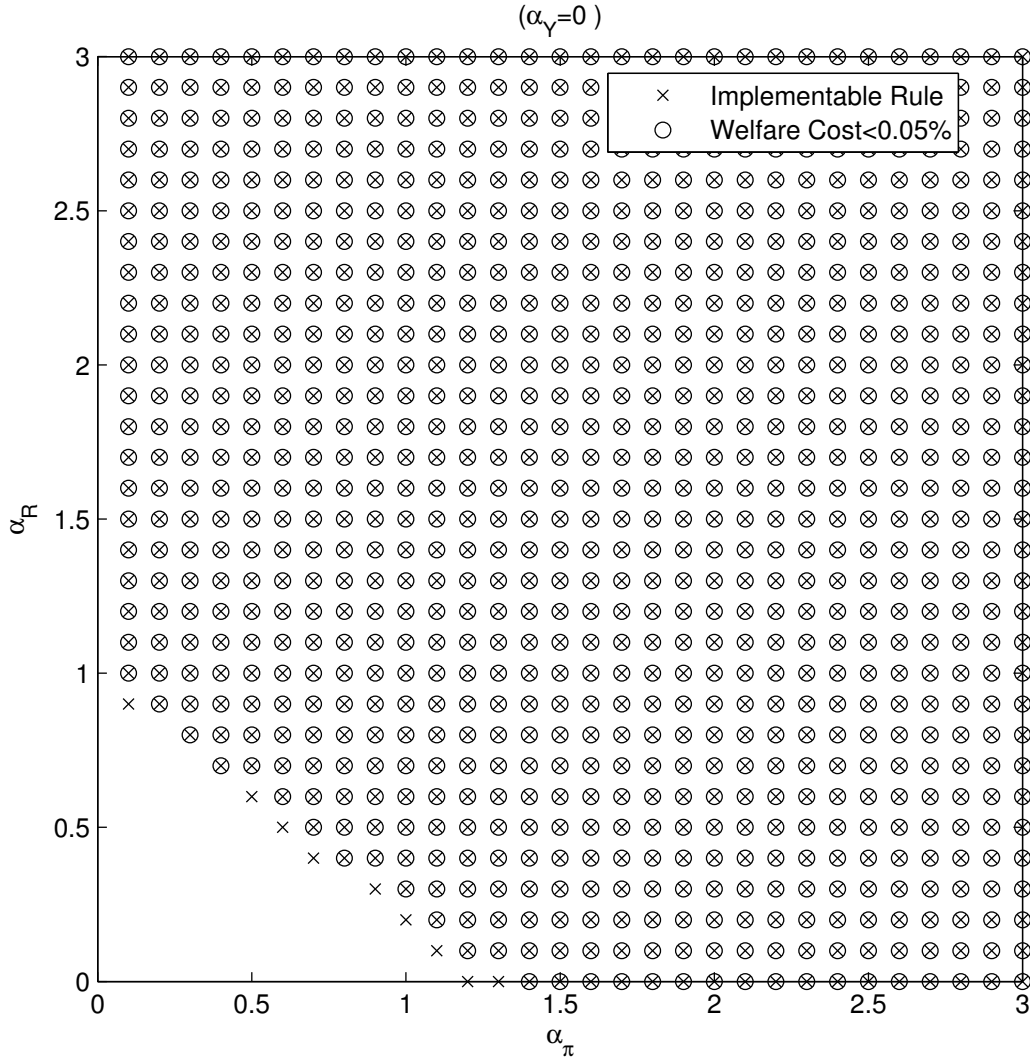
Ramsey policy.

We next study a case in which the central bank can smooth interest rates over time. Our numerical search yields that the optimal policy coefficients are $\alpha_\pi = 3$, $\alpha_y = 0.01$, and $\alpha_R = 0.84$. The fact that the optimized rule features substantial interest-rate inertia means that the monetary authority reacts to inflation much more aggressively in the long run than in the short run. The fact that the interest rule is not superinertial (i.e., α_R does not exceed unity) means that the monetary authority is backward looking. So, again, as in the case without smoothing optimal policy calls for a large response to inflation deviations in order to stabilize the inflation rate and for no response to deviations of output from the steady state. The welfare gain of allowing for interest-rate smoothing is insignificant. Taking the difference between the welfare costs associated with the optimized rules with and without interest-rate smoothing reveals that agents would be willing to give up less than 0.001 percent, that is, less than 1 one-thousandth of one percent, of their consumption stream under the optimized rule with smoothing to be as well off as under the optimized policy without smoothing.

The finding that allowing for optimal smoothing yields only negligible welfare gains spurs us to investigate whether rules featuring suboptimal degrees of inertia or responsiveness to inflation can produce nonnegligible welfare losses at all. Figure 1 shows that provided the central bank does not respond to output, $\alpha_y = 0$, varying α_π and α_R between 0 and 3 typically leads to economically negligible welfare losses of less than five one-hundredths of one percent of consumption. The graph shows with crosses combinations of α_π and α_R that are implementable and with circles combinations that are implementable and that yield welfare costs less than 0.05 percent of consumption relative to the Ramsey policy.

The blank area in the figure identifies α_π and α_R combinations that are not implementable either because the equilibrium fails to be locally unique or because the implied volatility of interest rates is too high. This is the case for values of α_π and α_R such that the policy stance is passive in the long run, that is $\frac{\alpha_\pi}{1-\alpha_R} < 1$. For these parameter combinations the equilibrium is not locally unique. This finding is a generalization of the result, that when the inflation

Figure 1: Implementability and Welfare in the Cashless Economy



Note: A cross indicates that the policy parameter combination is implementable. A circle indicates that the parameter combination is implementable and that the associated (unconditional) welfare cost is less than 0.05 percent of the Ramsey consumption stream.

coefficient is less than unity ($\alpha_\pi < 1$) the equilibrium is indeterminate, which obtains in the absence of interest-rate smoothing ($\alpha_R = 0$). We also note that the result that passive interest-rate rules (together with passive fiscal policy) renders the equilibrium indeterminate is typically derived in the context of models that abstract from capital accumulation. It is therefore reassuring that this particular abstraction appears to be of no consequence for the finding that (long-run) passive policy is inconsistent with local uniqueness of the rational expectations equilibrium. Similarly, we find that determinacy obtains for policies that are active in the long run, $\frac{\alpha_\pi}{1-\alpha_R} > 1$.

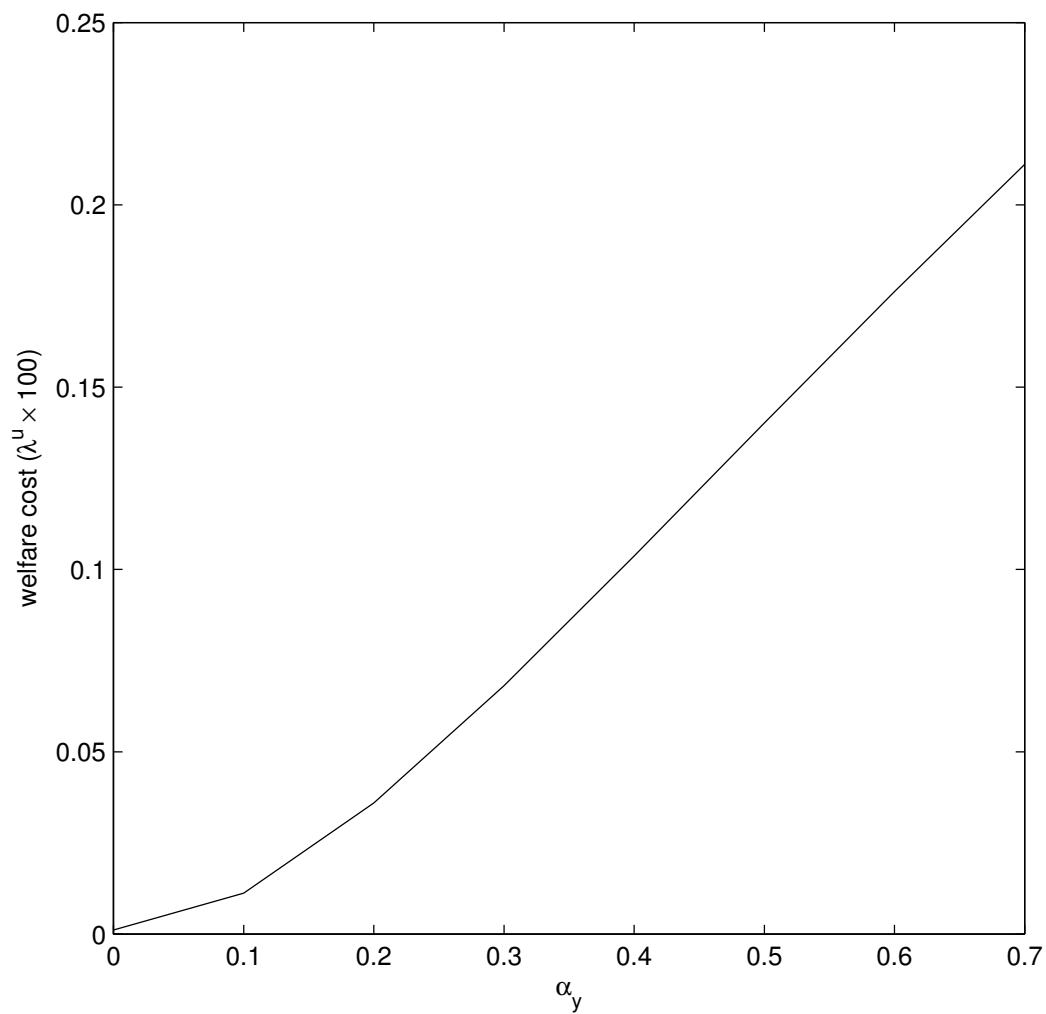
More importantly, figure 1 shows that virtually all parameterizations of the interest-rate feedback rule that are implementable yield virtually the same level of welfare as the Ramsey equilibrium. This finding suggests a simple policy prescription, namely, that any policy parameter combination that is irresponsive to output and active in the long run is equally desirable from a welfare point of view.

One possible reaction to the finding that implementability-preserving variations in α_π and α_R have little welfare consequences may be that in the class of models we consider welfare is flat in a large neighborhood around the optimum parameter configuration, so that it does not really matter what the government does. This turns out not to be the case in the economy studied here. Recall that in the welfare calculations underlying figure 1 the response coefficient on output, α_y , was kept constant and equal to zero. Indeed, as we show in the next subsection, interest-rate policy rules that lean against the wind by raising the nominal interest rate when output is above trend can be associated with sizable welfare costs.

4.1 The importance of not responding to output

Figure 2 illustrates the consequences of introducing a cyclical component to the interest-rate rule. It shows that the welfare costs of varying α_y can be large, thereby underlining the importance of not responding to output. The figure shows the welfare cost of deviating from the optimal output coefficient ($\alpha_y \approx 0$) while keeping the remaining two coefficients

Figure 2: The Importance of Not Responding to Output: The Cashless Economy



Note: The welfare cost is measured unconditionally relative to the Ramsey policy and is given by $\lambda^u \times 100$. See equation (39).

of the interest-rate rule at their optimal values ($\alpha_\pi = 3$ and $\alpha_R = 0.84$). Welfare costs are monotonically increasing in α_y . When $\alpha_y = 1$, the welfare cost is over two tenths of one percent of the consumption stream associated with the Ramsey policy. This is a significant figure in the realm of policy evaluation at business-cycle frequency. This finding suggests that bad policy can have significant welfare costs in our model and that policy mistakes are committed when policy makers are unable to resist the temptation to respond to output fluctuations.

It follows that sound monetary policy calls for sticking to the basics of responding to inflation alone.¹¹ This point is conveyed with remarkable simplicity by comparing the welfare consequences of a simple interest-rate rule that responds only to inflation with a coefficient of 1.5 to those of a standard Taylor rule that responds to inflation as well as output with coefficients 1.5 and 0.5, respectively. Panel A of table 2 shows that the Taylor rule that responds to output is significantly welfare inferior to the simple interest-rate rule that responds solely to inflation. Specifically, the welfare cost of responding to output is about half a percentage point of consumption.¹²

A question that emerges naturally from our foregoing results is why cyclical monetary policy is so disruptive. An intuition often offered for why a policy of leaning against the wind is not appropriate in response to supply shocks such as a technology shock, is that under leaning against the wind the nominal interest rate rises whenever output rises. This increase in the nominal interest rate in turn hinders prices falling by as much as marginal costs causing markups to increase. With an increase in markups, output does not increase as much as it would have otherwise, preventing the efficient rise in output (see, for example, Rotemberg and Woodford, 1997). This explanation requires that in response to a positive supply shock, the central bank raises the nominal interest by more (or lowers it by less) in the case that α_y is positive as compared to the case in which α_y is nil. But this is not what

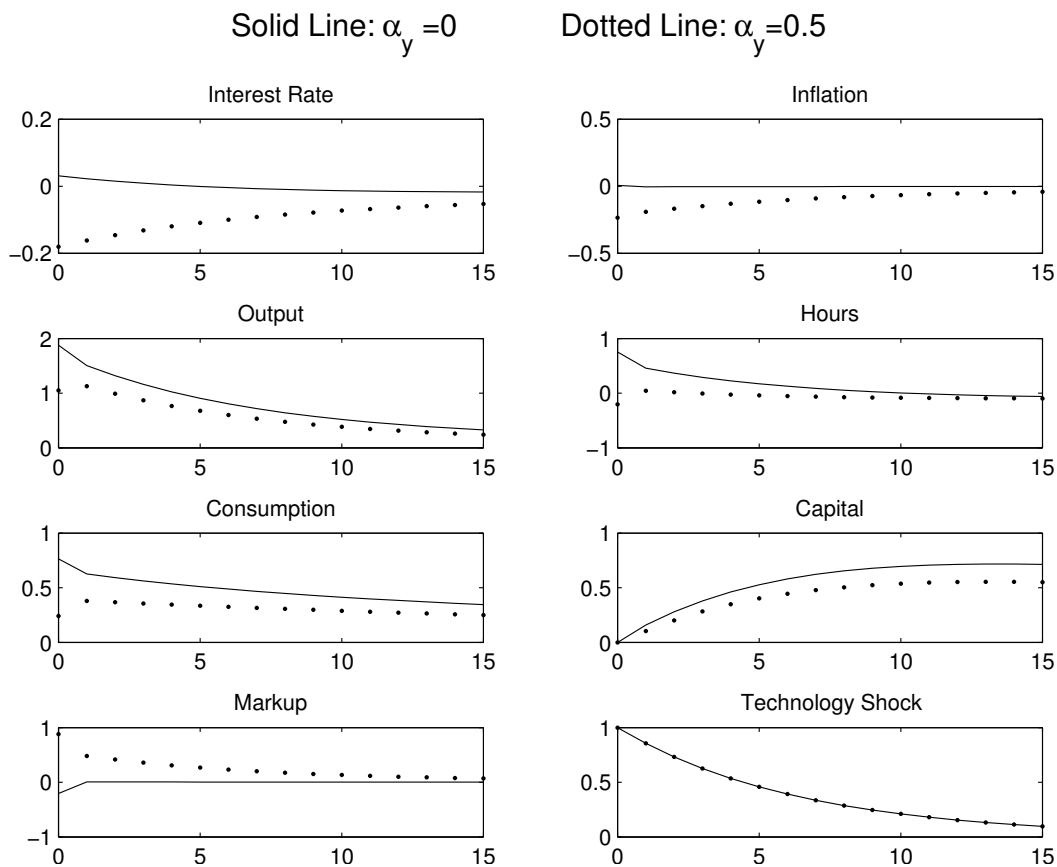
¹¹Other authors have also argued that countercyclical interest-rate policy may be undesirable (e.g., Ireland, 1996; and Rotemberg and Woodford, 1997).

¹²The simple interest-rate rule that responds solely to inflation is implementable, whereas the standard Taylor rule is not, because it implies too high a volatility of nominal interest rates.

happens in the class of sticky-price models to which ours belongs.

Figure 3 depicts the response of a number of endogenous variables of interest to a one-percent increase in the exogenous productivity factor z_t . The figure displays impulse response functions associated with two alternative values for the output coefficient in the interest-rate rule, the one called for by the optimized rule ($\alpha_y = 0$) and a positive one ($\alpha_y = 0.5$). In response to the positive productivity shock, the nominal interest rate increases in the case of an acyclical monetary stance, but *falls* when the central bank leans against the wind. This implication of the model may appear as surprising at first. For one would be inclined to expect that introduction of a procyclical component into the interest rate rule would induce a stronger positive response of the nominal interest rate to a positive supply shock. But further inspection of the structure of the model reveals that the intuition is indeed more subtle. The dynamics of inflation in this model are driven primarily by the Fisher effect (i.e., the interest rate is the sum of expected future inflation and the real interest rate) and the interest rate rule, linking the interest rate to current inflation and output. A simple flexible price example will suffice to gather intuition for the equilibrium dynamics of inflation. Consider an endowment economy where output follows a univariate autoregressive process of the form $E_t \hat{y}_{t+1} = \rho \hat{y}_t$ with $\rho \in (0, 1)$. All variables are expressed in log-deviations from their respective deterministic-steady-state values. In equilibrium, the Euler equation that prices riskless nominal bonds (or Fisher equation) is of the form $-\sigma \hat{y}_t = \hat{R}_t - E_t \hat{\pi}_{t+1} - \sigma E_t \hat{y}_{t+1}$, where σ measures the elasticity of intertemporal substitution. The interest-rate rule is of the form $\hat{R}_t = \alpha_\pi \hat{\pi}_t + \alpha_y \hat{y}_t$, with $\alpha_\pi > 1$. The non-explosive solution to this system of stochastic linear difference equations is $\hat{\pi}_t = D_\pi \hat{y}_t$ where $D_\pi \equiv [\sigma(1 - \rho) + \alpha_y]/(\rho - \alpha_\pi) < 0$ and $\hat{R}_t = D_R \hat{y}_t$, where $D_R = [\alpha_\pi \sigma(1 - \rho) + \alpha_y \rho]/(\rho - \alpha_\pi) < 0$. Note that as output becomes highly persistent ($\rho \rightarrow 1$), we have that both D_π and D_R converge to $\alpha_y/(1 - \alpha_\pi)$. In this case we have that a positive output innovation produces a negative response of inflation and the interest rate when the Fed has a countercyclical stance ($\alpha_y > 0$), but has no effect on the equilibrium level of these variables when monetary policy is acyclical ($\alpha_y = 0$). Moreover,

Figure 3: Impulse Response to a 1 percent technology shock



Note: The feedback rule coefficients are $\alpha_\pi = 3$, $\alpha_y = 0$ or 0.5 , and $\alpha_R = 0.84$. For all variables with the exception of the inflation rate and the nominal interest rate, the impulse responses are shown in percent deviations from the steady state. For inflation and the nominal interest rate, deviations from steady state in percentage points, rather than percent deviations, are shown.

the decline in inflation and interest rates are larger the greater is the output coefficient of the interest-rate feedback rule. Table 2 confirms this conjecture. It shows that in our sticky-price model the standard deviation of inflation falls from 3.1 percent per annum to 0.6 percent as α_y decreases from 0.5 to zero. In the presence of nominal rigidities, inflation volatility entails a welfare cost because it generates inefficient price dispersion.

Having established why when α_y is positive inflation falls in response to positive productivity shocks, one can understand why responding to output is costly from a welfare point of view. Those firms that get to change prices when the productivity shock occurs will tend to keep their markup close to its long-run mean.¹³ In addition, the fact that inflation falls on impact requires that firms that change prices in that period actually lower nominal prices. This implies that the relative price of firms that get to change prices, \tilde{P}_t/P_t , falls. Since markups for these firms are little change, we deduce that real marginal costs fall. Now, since real marginal costs are common across all firms, the markup of firms who do not have the chance to change prices must go up. It follows that the average markup in the economy increases, as indicated by the lower-left panel of figure 3.¹⁴ The increase in markups produces an inefficient macroeconomic adjustment in response to the productivity shock, which is welfare reducing.

4.2 Inflation Targeting

The Ramsey-optimal monetary policy implies near complete inflation stabilization (see panel A of table 2). It is reasonable to conjecture, therefore, that inflation targeting, interpreted to be any monetary policy capable of bringing about zero inflation at all times ($\pi_t = 1$ for all t),

¹³Note that equation (22) implies that in their price setting behavior these firms penalize more heavily deviations of markups from $\eta/(\eta - 1)$ in the short run because demand is highest during this part of the transition.

¹⁴The average markup is defined as $\mu_t = mc_t^{-1} \int_0^1 (P_{it}/P_t) di$. Define $x_t = \int_0^1 (P_{it}/P_t) di$. Then we can write x_t recursively as $x_t = (1 - \alpha)\tilde{p}_t + \alpha(x_{t-1}/\pi_t)$. Up to first order, the average markup is given by $\hat{\mu}_t = \hat{x}_t - \hat{m}c_t$, where $\hat{x}_t = \frac{\alpha}{\pi} \hat{x}_{t-1} - \frac{\alpha - \alpha\pi^{\eta-1}}{1 - \alpha\pi^{\eta-1}} \hat{\pi}_t$. Note that when the deterministic steady-state level of inflation is nil, ($\pi = 1$), the average markup is to first order simply given by the inverse of marginal costs, or $\hat{\mu}_t = -\hat{m}c_t$.

would induce business cycles virtually identical to those associated with the Ramsey policy. We confirm this conjecture by computing the welfare cost associated with inflation targeting. The unconditional welfare cost of targeting inflation relative to the Ramsey policy is virtually nil. Curiously, conditional on the initial state being the deterministic Ramsey steady state, inflation targeting welfare dominates the Ramsey policy albeit by an insignificant amount. This result can be understood by the fact that the Ramsey policy maximizes welfare along a time-invariant equilibrium distribution.

4.3 Backward- and Forward-Looking Interest-Rate Rules

An important issue in monetary policy is what measures of inflation and aggregate activity the central bank should respond to. In particular, a question that has received considerable attention among academic economists and policymakers is whether the monetary authority should respond to past, current, or expected future values of output and inflation. Here we address this question by computing optimal backward- and forward-looking interest-rate rules. That is, in equation (17) we let i take the values -1 and $+1$. Panel A of table 2 shows that there are no welfare gains from targeting expected future values of inflation and output as opposed to current or lagged values of these macroeconomic indicators. Also a muted response to output continues to be optimal under backward- and forward-looking rules.

Under a forward-looking rule without smoothing ($\alpha_R = 0$), the rational expectations equilibrium is indeterminate for all values of the inflation and output coefficients in the interval $[0,3]$. This result is in line with that obtained by Carlstrom and Fuerst (2005). These authors consider an environment similar to ours and characterize determinacy of equilibrium for interest-rate rules that depend only on the rate of inflation. Our results extends the findings of Carlstrom and Fuerst to the case in which output enters in the feedback rule.¹⁵

¹⁵Carlstrom and Fuerst (2005) comment that including output in the interest rate rule would have minor effects on local determinacy conditions (see their footnote 4).

5 A Monetary Economy

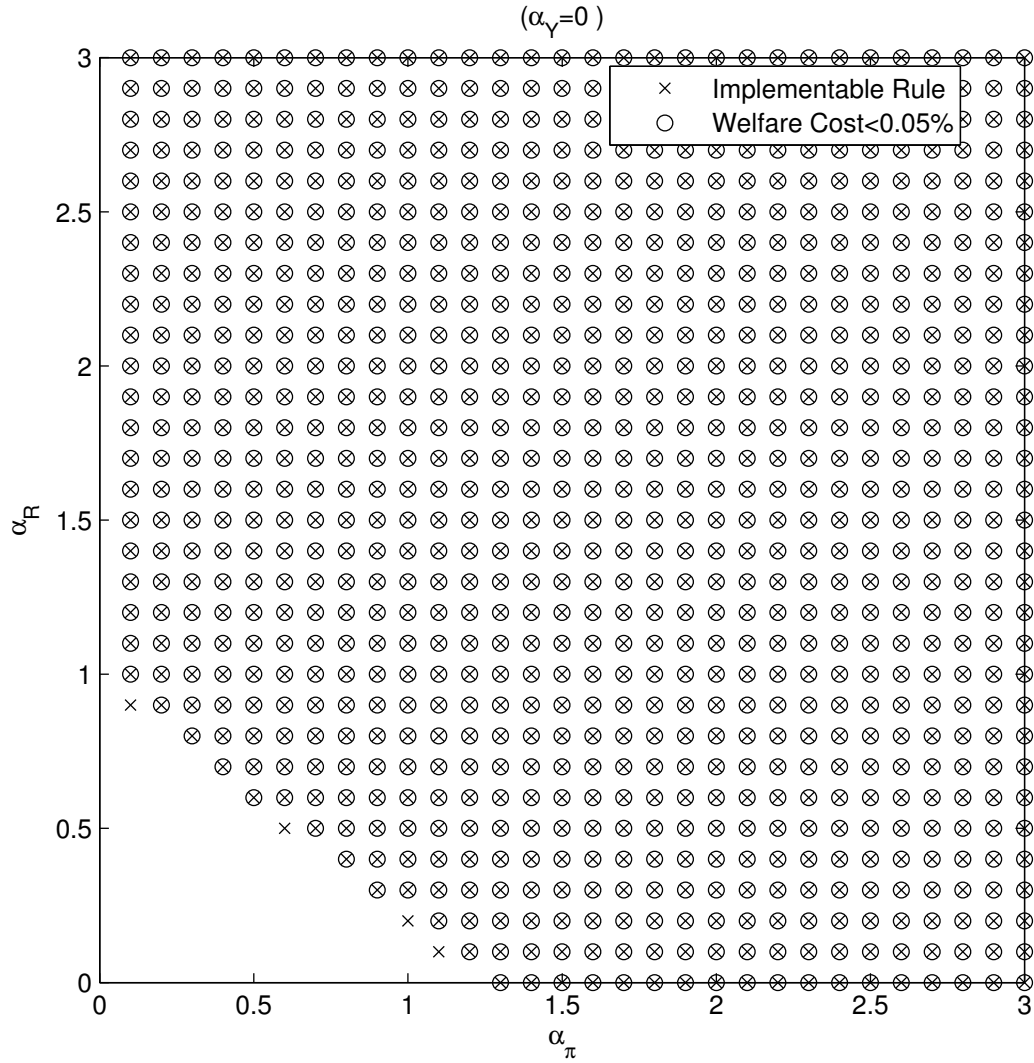
We next introduce money into the model by assuming that the parameters ν^h and ν^f governing the demands for money by households and firms take their baseline values of 0.35 and 0.63, respectively. All other aspects of the model, including the fiscal policy specification, are as in the cashless economy analyzed in the preceding section.

In this model there exists a tradeoff between inflation stabilization, aimed at neutralizing the distortions stemming from sluggish price adjustment, and nominal interest rate stabilization, aimed at dampening the distortions introduced by the two monetary frictions. Movements in the opportunity cost of holding money distort both the effective wage rate, via the working-capital constraint faced by firms, and the leisure-consumption margin, via the cash-in-advance constraint faced by households. We find, however, that this tradeoff is not quantitatively important (see panel B of table 2). The Ramsey monetary policy calls for the same degrees of inflation and nominal-interest-rate volatilities as in the cashless economy.¹⁶ Furthermore, the welfare-maximizing interest-rate rules, with and without interest-rate smoothing, are virtually identical to those obtained in the cashless economy. That is, α_π takes the largest value allowed in our grid, 3, the output coefficient α_y is practically nil, and the the interest-rate smoothing parameter is significant, $\alpha_R = 0.8$. The optimized interest-rate rule, with or without inertia, gets remarkably close to the level of welfare associated with the Ramsey allocation. The welfare cost in both cases are economically negligible. Therefore, the welfare gain of allowing for interest-rate smoothing is insignificant.

As in the cashless economy, welfare is quite insensitive to the precise magnitude of the inflation and interest-rate-smoothing coefficients provided that the output coefficient is held at zero. This point is clearly communicated by figure 4, which shows with crosses the pairs (α_π, α_R) for which the equilibrium is implementable and with circles the pairs for which

¹⁶The Ramsey-steady-state inflation rate is -0.55 percent per year, slightly lower than the zero steady-state inflation rate that is optimal in the cashless economy. In the Ramsey steady state there is a tradeoff in the levels of inflation (which should be nil to avoid distortions stemmings from price rigidity) and the nominal interest rate (which should be zero as called for by the Friedman rule). This tradeoff is resolved in favor of near price stability.

Figure 4: Implementability Regions and Welfare in the Monetary Economy



Note: See note to figure 1.

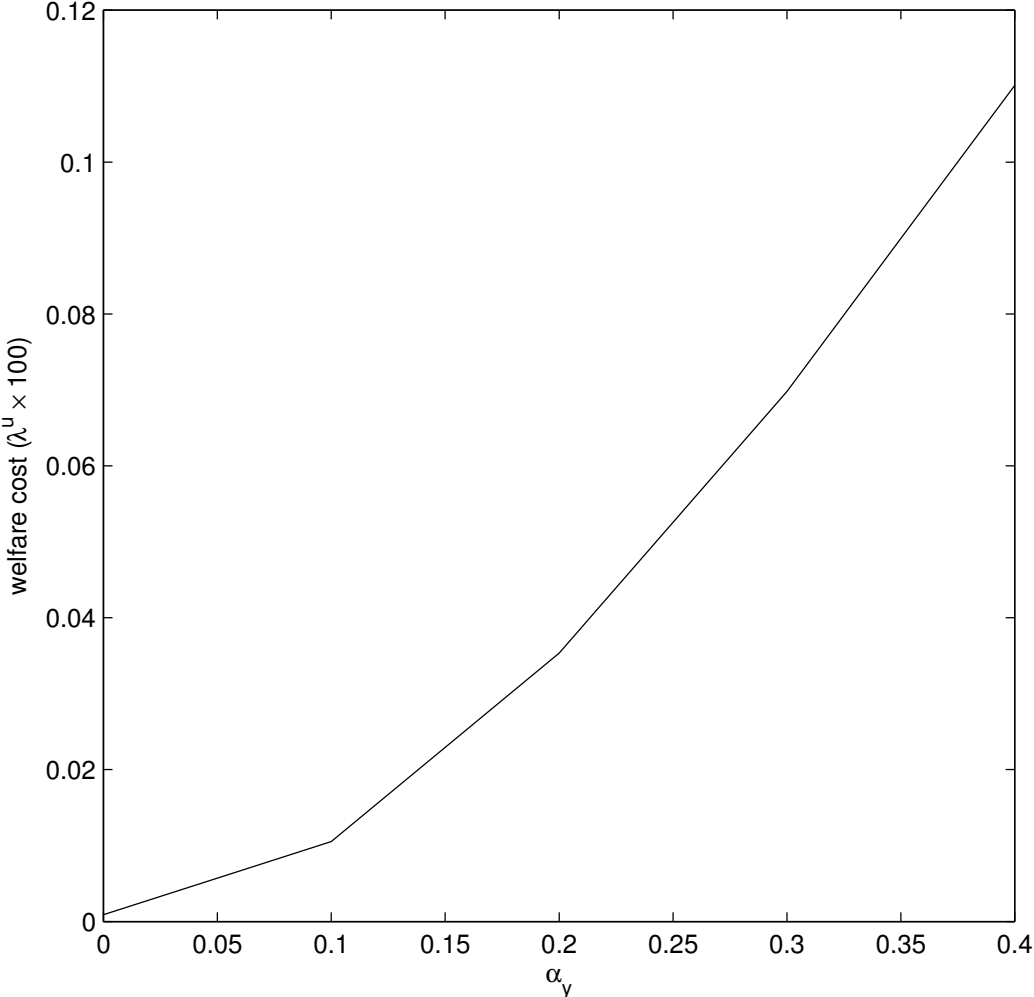
the equilibrium is implementable and welfare costs vis-a-vis the Ramsey equilibrium are less than 0.05 percent of consumption.. In the figure, the output coefficient α_y is fixed at zero. Most of the implementable policy parameterizations yield welfare levels remarkable close to that implied by the Ramsey policy.

A further similarity with the cashless economy is that positive values of the output response coefficient of the interest-rate rule, α_y , continue to be associated with nonnegligible welfare losses. Figure 5 plots unconditional welfare losses as a function of α_y , holding the inflation and lagged-interest-rate coefficients at their optimal values of 3 and 0.8, respectively. The welfare cost increases monotonically as α_y increases from 0 to 0.7. Beyond this value, the equilibrium ceases to be implementable.

5.1 Difference Rules

In motivating the interest-rate rule (17), which we have been studying thus far, we argued that it demands little sophistication on the part of the policymaker, because the variables involved are few and easily observable. However, one might argue that because the variables included in the rule are expressed in deviations from their nonstochastic steady state, implementation requires knowledge of the deterministic steady state. The nonstochastic steady state is, however, nonobservable. Thus, the assumed rule presupposes a degree of knowledge that central bankers may not possess. Earlier in this section we also addressed the issue that the central banks may not have information on variables such as output and inflation on a contemporaneous basis. A way to avoid these problems is to postulate a rule that includes lagged values of time differences in prices, aggregate activity, and interest rates, as opposed to simply the contemporaneous levels of such variables. Such a rule is given in equation (18). Note that besides the policy coefficients α_R , α_π and α_y , the only parameter required for implementing this rule is the inflation target π^* , which is a choice for the central bank. Also, changes in prices and output appear with one period lag. In this way, the proposed rule is simpler than the one studied thus far. Within the family of difference rules, we find that the

Figure 5: The Importance of Not Responding to Output: The Monetary Economy



Note: See note to figure 2.

welfare-maximizing one is given by

$$\ln(R_t/R_{t-1}) = 0.77 \ln(R_{t-1}/R_{t-2}) + 0.75 \ln(\pi_{t-1}/\pi^*) + 0.02 \ln(y_{t-1}/y_{t-2}).$$

This rule is similar in spirit to the optimal policy rule in levels. In effect, optimal policy calls for interest-rate smoothing and a mute response to output growth. The difference rule induces remarkably smooth inflation dynamics, with a standard deviation of 6 basis points at an annual rate. Furthermore, the optimal difference rule yields virtually the same level of welfare as does the optimal level rule. Eliminating the interest-rate smoothing term by restricting $\alpha_R = 0$ has negligible welfare consequences. Thus, as in under the level rule, interest-rate smoothing is unimportant from a welfare point of view.

We conclude that in the context of our model knowledge on the part of the central bank of past values of inflation and output growth provide sufficient information to implement a real allocation that is virtually identical in welfare terms to that associated with the Ramsey policy. This result is significant in light of the emphasis that the related literature places on rules that respond to unobservable measures of the output gap—typically defined as the difference between output under sticky and flexible prices.

6 An Economy With A Fiscal Feedback Rule

Thus far, we have restricted attention to the case of passive fiscal policy. Under passive fiscal policy, government solvency obtains for all possible paths of the price level or other macroeconomic variables. This type of fiscal-policy regime is the one typically assumed in the related literature. But it is worthwhile asking whether from a welfare point of view a passive fiscal policy stance is desirable. Moreover, even if it turns out that optimal policy calls for a passive fiscal regime, it is of interest to know how close one can get to the level of welfare associated with the optimized monetary and fiscal rules when fiscal policy is restricted to be active. For these reasons, in this section we study a simple fiscal policy rule that allows for

the possibility that fiscal policy be either active or passive. We first analyze an environment with lump-sum taxes and then turn attention to the case of distortionary income taxation.

6.1 Lump-Sum Taxation

Suppose that fiscal policy is defined by equations (15) and (16) with $\tau_t^D = 0$ for all t . Combining this fiscal policy with the government sequential budget constraint, given by equation (14), one obtains $\ell_t = R_t/\pi_t(1 - \pi_t\gamma_1)\ell_{t-1} + \text{rest}$. Loosely speaking, this expression states that the feedback parameter γ_1 controls the rate of growth of total real government liabilities. If $1 - \gamma_1\pi^*$ is less than one in absolute value, then real government liabilities tend to grow at a rate less than the real rate of interest. In this case, fiscal solvency is guaranteed regardless of the stance of monetary policy and fiscal concerns play no role for the determinacy of the price level. In this case, we say that fiscal policy is passive. On the other hand, if $1 - \gamma_1\pi^*$ is greater than unity in absolute value, then the size of government liabilities will in general tend to grow at a rate greater than the real interest rate in absolute value. In this case, existence of a stationary equilibrium—one in which the present discounted value of future expected real government liabilities converges to zero—requires that the initial price level adjust to a value that is consistent with a bounded path for government liabilities. This would be an example of an active fiscal policy.

We find that the optimal monetary/fiscal rule combination without smoothing ($\alpha_R = 0$) features an active monetary stance and a passive fiscal stance. The optimal coefficients are $\alpha_\pi = 3$, $\alpha_y = 0.002$, and any $\gamma_1 \in [0.1, 1.9]$. The fact that passive fiscal policy is optimal implies that all of the results of the previous section follow. In particular, the rule delivers virtually the same level of welfare as the Ramsey optimal policy, responding to output entails sizable welfare costs, and interest-rate smoothing adds insignificant welfare gains.

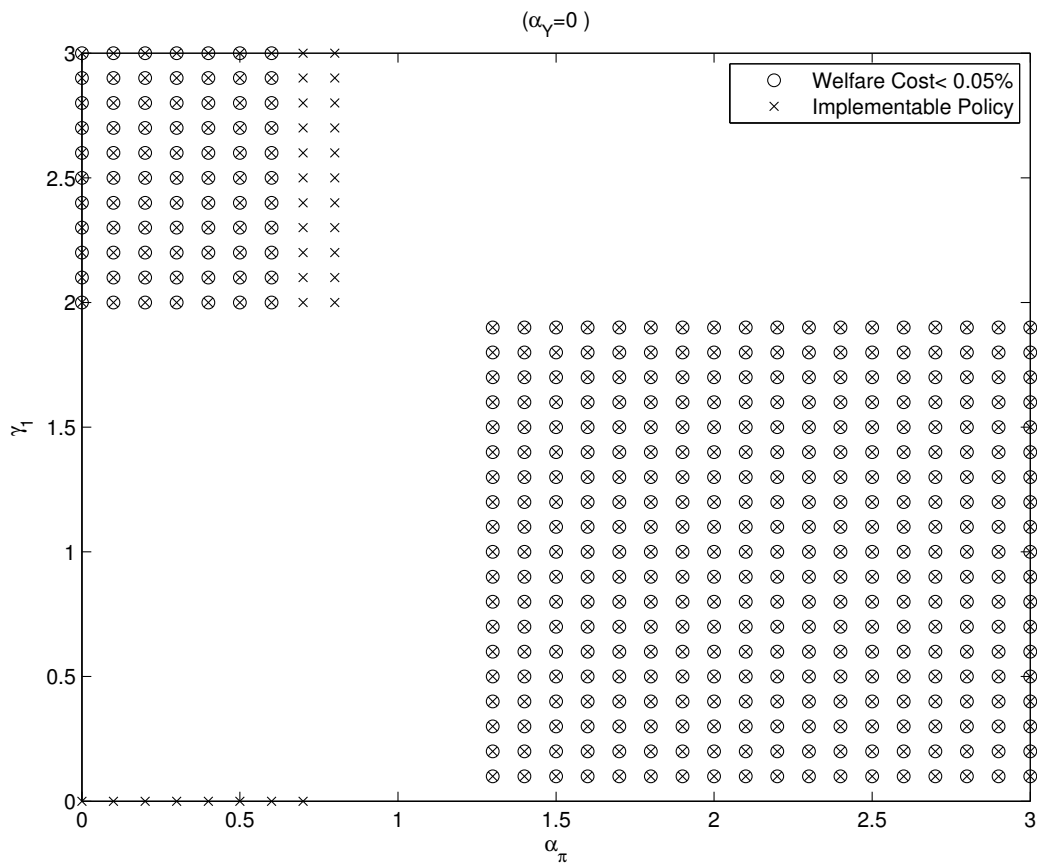
The intuition for why the optimal monetary and fiscal rule combination features passive fiscal and active monetary policy as opposed to active fiscal and passive monetary policy is the following. Recall that this is an economy in which the government has access to

lump-sum taxation. Thus, any fiscal policy that ensures solvency using lump-sum taxes is nondistorting. This is the case under passive fiscal policy. If government liabilities are, say, above their target level, then lump-sum taxes are increased and with time government liabilities return to their long-run level. A rather different strategy for bringing about fiscal solvency is to use unexpected variations in the price level as a lump-sum tax/subsidy on nominal asset holdings of private households. This is what happens under active fiscal policy. For example, consider the simple case in which $\gamma_1 = 0$, so that primary fiscal deficits are exogenous, and $\alpha_\pi = \alpha_y = 0$, so that monetary policy is passive (taking the form of an interest-rate peg). The only way in which fiscal solvency can be brought about in this case is through variations in the real value of government liabilities, which in turn require (unexpected) adjustments in the price level. In the economy under study movements in the price level increase the distortions stemming from the presence of nominal rigidities. This is why the strategy of reigning in government finances with surprise inflation is suboptimal.

We now address the question of how costly it is, from a welfare point of view, to follow an active fiscal stance. Figure 6 shows with crosses the (α_π, γ_1) pairs that are implementable holding α_y equal to zero. The equilibrium is implementable only for combinations of active fiscal and passive monetary policy or passive fiscal and active monetary policy. It follows that policy implementability requires coordination between the fiscal authority and the central bank.

Figure 6 also shows that most policy combinations that are implementable yield almost the same level of welfare as that associated with the Ramsey equilibrium. Specifically, the figure shows with circles the pairs (α_π, γ_1) implying welfare costs smaller than 0.05 percent of consumption vis-a-vis the Ramsey allocation. Most of the parameter specifications for which the equilibrium is implementable have a circle attached to them, indicating that agents are only marginally better off under the Ramsey optimal rule. Notably, the figure shows that there exist active fiscal policies yielding welfare costs below five one-hundredths of one percent. This is the case, for instance, for a pure interest rate peg, $\alpha_\pi = 0$, and values of γ_1 between

Figure 6: Implementability Regions and Welfare in the Model with a Fiscal Feedback Rule for Lump-Sum Taxes



2 and 3. Given our intuition for why passive fiscal policy is optimal, this result is somewhat surprising. The reason for why the welfare cost associated with active fiscal policy can be small is that this type of policy need not imply high inflation volatility. In effect, the policy combinations featuring active fiscal policy and low welfare costs shown in figure 6 display inflation volatilities well below one percentage point per year. We note that implementable policy combinations featuring $\gamma_1 = 0$ are not circled in figure 6. This means that it is important for welfare that fiscal policy allow for some response in taxes to deviations of government liabilities from target.

6.2 Distortionary Taxation

Consider now the more realistic case in which lump sum taxes are unavailable and the fiscal authority must levy distortionary income taxes to finance public expenditures. Specifically, total tax receipts are assumed to be given by

$$\tau_t = \tau_t^D y_t.$$

We continue to use the Ramsey optimal policy as the point of reference to perform policy evaluation. We require that in the nonstochastic steady state of the Ramsey equilibrium the debt-to-GDP ratio be 44 percent annually. Given this restriction, the Ramsey steady state implies an income tax rate, τ^D , equal to 15.7 percent. As in the economy with lump-sum taxation, the tradeoff between price stability, which minimizes distortions stemming from price stickiness, and a zero nominal interest rate, which minimizes the opportunity cost of holding money is resolved overwhelmingly in favor of price stability. In effect, the Ramsey steady-state rate of inflation is -0.04 percent per year.¹⁷

¹⁷Although the focus of our study is not the welfare effects of distortionary taxation, it is worth pointing out that the steady-state level of welfare under distortionary taxation is significantly below that associated with the economy in which the fiscal authority has access to lump-sum taxes. For an agent to be indifferent between living in the Ramsey steady state of the economy with distorting taxes and the one with lump-sum taxes, not taking into account the transition, he must be forced to give up more than 7 percent of the consumption stream that he enjoys in the lump-sum-tax world.

We assume that the government commits to the fiscal and interest-rate rules given in equations (16) and (17), respectively. The optimal policy rule combination without interest-rate smoothing is given by

$$\ln(R_t/R^*) = 3\ln(\pi_t/\pi^*) + 0.005\ln(y_t/y^*)$$

and

$$\tau_t - \tau^* = 0.21(\ell_{t-1} - \ell^*).$$

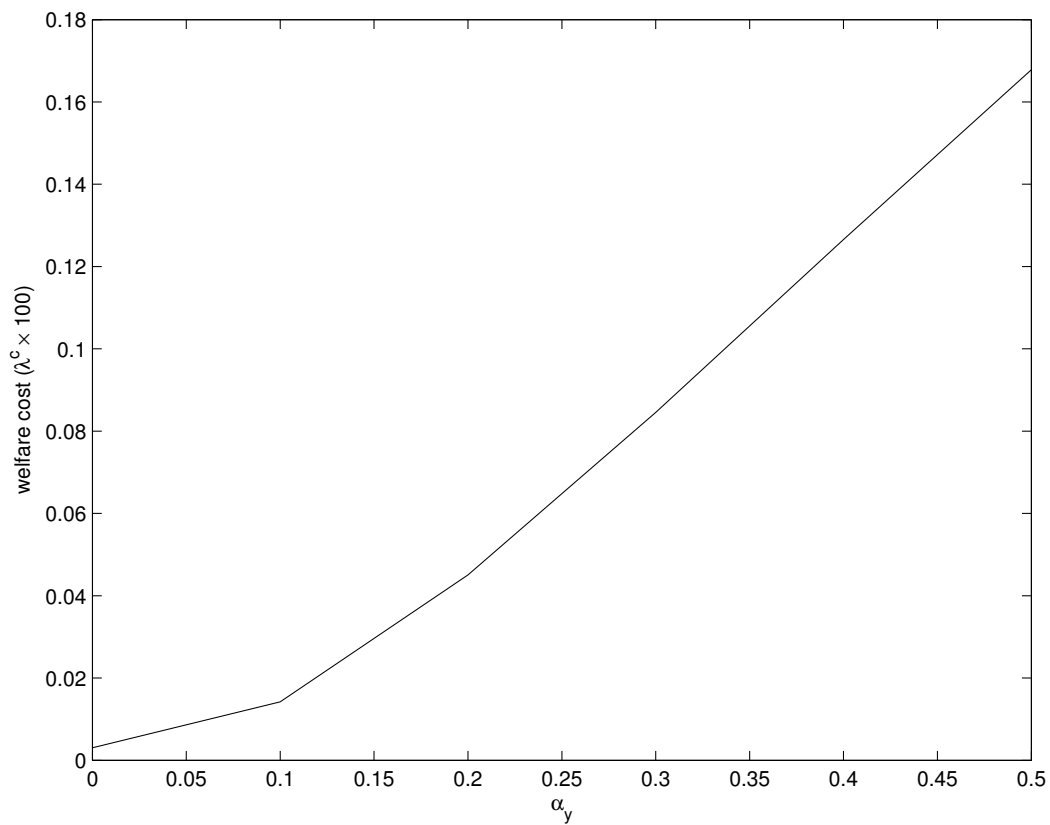
The main characteristics of optimized policy in this economy are identical to those obtained in the economy with lump-sum taxes: First, the optimized interest-rate rule features an aggressive response to inflation and a muted response to output. Second, the optimized fiscal rule is passive as tax revenues increase only mildly in response to increases in government liabilities. Third, the optimized regime yields a level of welfare that is virtually identical to that implied by the Ramsey optimal policy. The welfare cost of the optimized policy relative to the Ramsey policy conditional on the initial state being the deterministic Ramsey steady state is only 0.0029 percent of consumption per period.¹⁸ Finally, the optimized rule stabilizes inflation. The standard deviation of inflation is 16 basis points per year. In addition, optimal policy achieves a significant degree of tax-rate stabilization. The standard deviation of the income tax rate is 0.7 percentage points.

As in the economies with lump-sum taxes, we find that interest-rate rules featuring a large output coefficient can be disruptive from a welfare point of view. Figure 7 shows that for values of α_y between 0 and 0.5 welfare costs increase from virtually 0 to over 0.15 percent. The latter figure is a sizable one as welfare costs at business-cycle frequency go. For values of α_y greater than 0.5, the policy rule ceases to be implementable.

A further similarity with the economy with lump-sum taxes is that although interest-rate smoothing is optimal, its contribution to welfare is quantitatively unimportant. The

¹⁸We do not report unconditional welfare costs because the Ramsey dynamics feature a unit root, making it impossible to compute unconditional moments.

Figure 7: The Importance of Not Responding to Output in the Model with Distortionary Taxation



Note: The welfare cost is conditional on the initial state being the deterministic Ramsey steady state and is measured in percentage points of consumption per period. The parameters α_π , α_R , and γ_1 are set at 3, 0, and 0.21, respectively, which are the optimal values under no interest-rate smoothing.

optimized rule with interest-rate smoothing is given by $\alpha_\pi = 3$, $\alpha_y = 0.01$, $\alpha_R = 0.88$, and $\gamma_1 = 0.26$. The conditional welfare gain relative to the optimized rule without smoothing is 0.0009 percent of consumption, which is economically negligible.

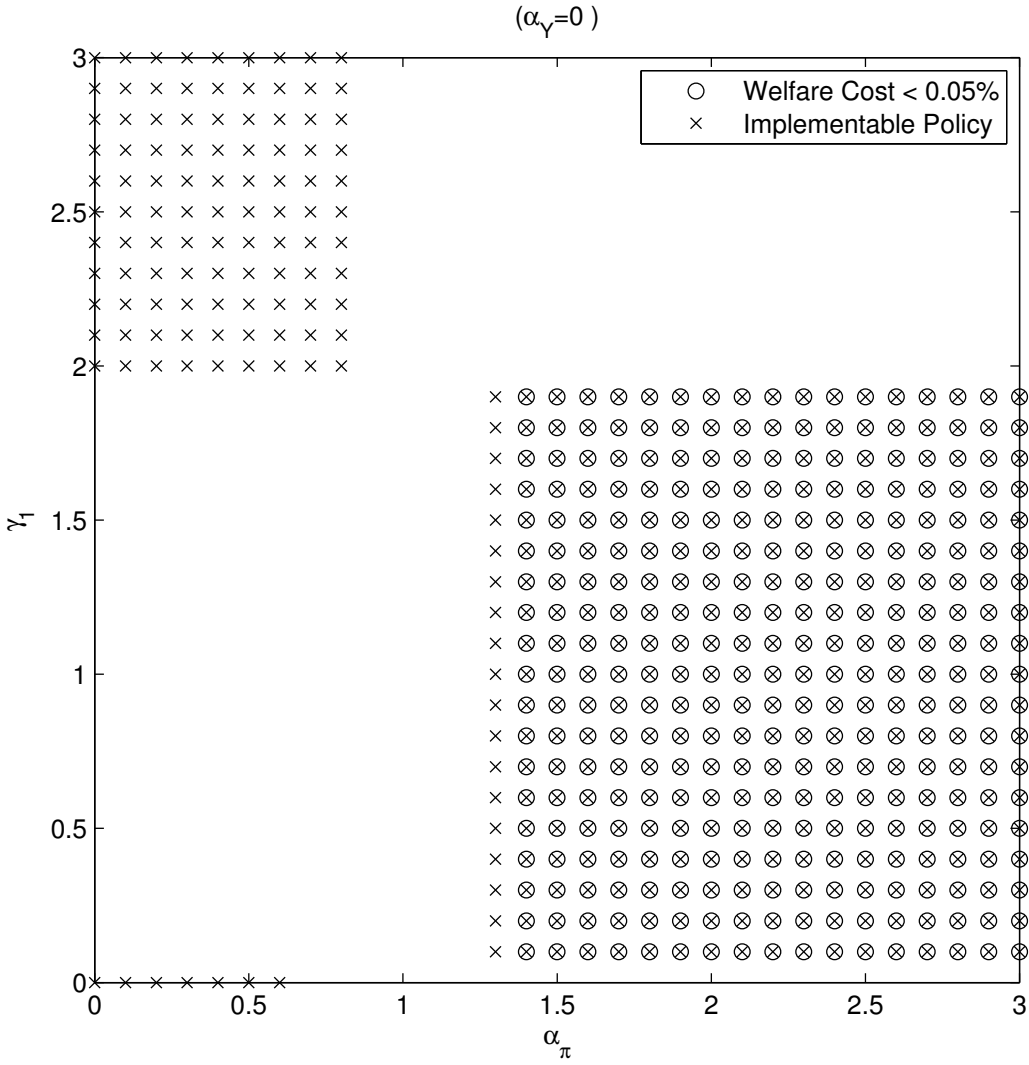
Unlike the economy with lump-sum taxes, the current environment with distortionary taxation speaks louder in favor of pursuing an active monetary stance together with a passive fiscal stance. Figure 8 shows with a cross the pairs (α_π, γ_1) that are implementable given $\alpha_y = 0$. Essentially, all rules featuring fiscally active and monetarily passive policy or vice versa are implementable. This result is well known in the case of lump-sum taxation and flexible prices (Leeper, 1991). Here, we show that this result extends to the case of distortionary taxation and sticky prices. Figure 8 shows with circles implementable parameter pairs (α_π, γ_1) for which the conditional welfare cost relative to the Ramsey policy is less than 0.05 percent of consumption per period. Virtually all implementable regimes featuring active monetary policy and passive fiscal policy (the southeast quarter of the plot) deliver conditional welfare levels that are insignificantly different from that implied by the Ramsey policy. By contrast, all of the implementable regimes featuring passive monetary policy and active fiscal policy have welfare costs exceeding 0.05 percent.

7 Conclusion

In this paper we evaluate the stabilizing properties of simple monetary and fiscal rules. Our measure of stabilization is given by the level of welfare of private agents. By simple rules we mean ones where policy variables such as the nominal interest rates, and taxes are set as a function of a few number of observable aggregates such as output, inflation, and government debt. We further restrict our rules to be implementable by requiring that they be associated with a unique rational expectations equilibrium and infrequent violations of the zero lower bound on nominal interest rates.

Within the class of simple and implementable rules, we find that: first, welfare is virtually

Figure 8: Implementability and Welfare with Distorting Taxes



Note: See note to figure 1.

insensitive to changes in the inflation coefficient in the interest-rate feedback rule. Second, interest-rate feedback rules that respond to output can be significantly harmful. Third, the optimal fiscal-policy stance is passive. Fourth, although the optimized interest-rate rule features significant interest-rate smoothing, the welfare gains associated therewith are negligible. Finally, the optimized simple monetary and fiscal rules attain virtually the same level of welfare as the Ramsey optimal policy.

The theoretical model and methodology we employ improves upon the existing literature by including simultaneously all of the following elements: (a) sluggish price adjustment; (b) capital accumulation; (c) no subsidies aimed at eliminating the long-run distortions introduced by imperfect competition; (d) nonzero long-run inflation; (e) welfare evaluation based upon a second-order accurate solution to the equilibrium behavior of endogenous variables; (f) joint evaluation of monetary as well as fiscal stabilization policy; and (g) policy evaluations using the Ramsey optimal allocation as the point of reference.

But the model studied in this paper leaves out a number of features that have been identified as potentially important for understanding business fluctuations. Recent empirical work suggests that nominal wage stickiness, and real frictions such as habit formation, capital adjustment costs, and variable capacity utilization are important in improving the ability of macroeconomic models to explain U.S. business cycles. In Schmitt-Grohé and Uribe (2005, 2006), we take up the task of identifying optimal simple and implementable rules in the context of larger estimated models of the U.S. business cycle.

References

- Altig, David, Lawrence J. Christiano, Martin Eichenbaum, and Jesper Lindé, "Firm-Specific Capital, Nominal Rigidities, and the Business Cycle," NBER Working Paper No. 11034, January 2005.
- Basu, Susanto and Fernald, John G, "Returns to Scale in U.S. Production: Estimates and Implications," *Journal of Political Economy* 105, April 1997, 249-83.
- Benigno, Gianluca and Pierpaolo Benigno, "Price Stability in Open Economies," *Review of Economic Studies* 70, October 2003, 743-764.
- Calvo, Guillermo A., "Staggered prices in a utility-maximizing framework," *Journal of Monetary Economics* 12, 1983, 383-98.
- Carlstrom, Charles T. and Timothy S. Fuerst, "Investment and interest rate policy: a discrete time analysis," *Journal of Economic Theory* 123, July 2005, 4-20.
- Christiano, Lawrence J., Martin Eichenbaum, and Charles L. Evans, "Nominal Rigidities and the Dynamic Effects of a Shock to Monetary Policy," *Journal of Political Economy* 113, February 2005, 1-45.
- Clarida, Richard, Jordi Galí, and Mark Gertler, "The Science of Monetary Policy: A New Keynesian Perspective," *Journal of Economic Literature* 37, 1999, 1661-1707.
- Cogley, Timothy, and Argia M. Sbordone, "A Search for a Structural Phillips Curve," manuscript, Federal Reserve Bank of New York, November 2004.
- Dupor, Bill, "Investment and Interest Rate Policy," *Journal of Economic Theory* 98, May 2001, 85-113.
- Favero, Carlo A. and Tommaso Monacelli, "Monetary-Fiscal Mix and Inflation Performance: Evidence from the U.S.," Working Paper No. 234, IGER (Innocenzo Gasparini Institute for Economic Research), Bocconi University, 2003.
- Galí, Jordi and Tommaso Monacelli, "Monetary Policy and Exchange Rate Volatility in a Small Open Economy," *Review of Economic Studies* 72, July 2005, 707-734.
- Hicks, John Richard, Sir, *Value and capital; an inquiry into some fundamental principles of economic theory*, Oxford: Clarendon Press, 1939.
- Ireland, Peter, "A Small, Structural, Quarterly Model for Monetary Policy Evaluation," *Carnegie-Rochester Conference Series on Public Policy* 47, December 1997, 83-108.
- Keynes, John Maynard, *The General Theory of Employment, Interest, and Money*, New York: Macmillan, 1936.
- Khan, Aubhik, Robert G. King, and Alexander Wolman, "Optimal Monetary Policy," *Review of Economic Studies* 70, October 2003, 825-860.
- Kollmann, Robert, "Welfare Maximizing Fiscal and Monetary Policy Rules," mimeo, University of Bonn, March 2003, forthcoming *Macroeconomic Dynamics*.
- Kydland, Finn E. and Edward C. Prescott, "Time to Build and Aggregate Fluctuations," *Econometrica* 50, November 1982, 1345-70.

- Leeper, Eric M, "Equilibria under 'Active' and 'Passive' Monetary and Fiscal Policies," *Journal of Monetary Economics* 27, February 1991, 129-47.
- Levin, Andrew T., Alexei Onatski, John C. Williams, and Noah Williams, "Monetary Policy Under Uncertainty in Micro-Founded Macroeconometric Models," manuscript prepared for the NBER's Twentieth Annual Conference on Macroeconomics, March 31, 2005.
- Mulligan, Casey B., "Scale Economies, the Value of Time, and the Demand for Money: Longitudinal Evidence from Firms," *Journal of Political Economy* 105, October 1997, 1061-1079.
- Prescott, Edward C, "Theory Ahead of Business Cycle Measurement," *Federal Reserve Bank of Minneapolis Quarterly Review* 10, Fall 1986, 9-22.
- Rotemberg, Julio J., and Michael Woodford, "An Optimization-Based Econometric Framework for the Evaluation of Monetary Policy," in Bernanke, Ben S. and Julio J. Rotemberg, eds., *NBER macroeconomics annual 1997*, Cambridge and London: MIT Press, 1997, 297-346.
- Rotemberg, Julio J., and Michael Woodford, "Interest Rate Rules in an Estimated Sticky Price Model," in John B. Taylor, ed., *Monetary policy rules*, NBER Conference Report series. Chicago and London: University of Chicago Press, 1999, 57-119.
- Schmitt-Grohé, Stephanie and Martín Uribe, "Stabilization Policy and the Costs of Dollarization," *Journal of Money, Credit, and Banking* 33, May 2001, 482-509.
- Schmitt-Grohé, Stephanie and Martín Uribe, "Optimal Operational Interest-Rate Rules in the Christiano-Eichenbaum-Evans Model of the U.S. Business Cycle," Duke University, October 2003.
- Schmitt-Grohé, Stephanie and Martín Uribe, "Solving Dynamic General Equilibrium Models Using a Second-Order Approximation to the Policy Function," *Journal of Economic Dynamics and Control* 28, January 2004a, 755-775.
- Schmitt-Grohé, Stephanie and Martín Uribe, "Optimal Fiscal and Monetary Policy under Sticky Prices," *Journal of Economic Theory* 114, February 2004b, 198-230.
- Schmitt-Grohé, Stephanie and Martín Uribe, "Optimal Simple and Implementable Monetary and Fiscal Rules," NBER working paper No. 10253, January 2004c.
- Schmitt-Grohé, Stephanie and Martín Uribe, "Optimal Fiscal and Monetary Policy under Imperfect Competition," *Journal of Macroeconomics* 26, June 2004d, 183-209.
- Schmitt-Grohé, Stephanie and Martín Uribe, "Optimal Inflation Stabilization in a Medium-Scale Macroeconomic Model," NBER working paper No. 11854, November 2005.
- Schmitt-Grohé, Stephanie and Martín Uribe, "Optimal Fiscal and Monetary Policy in a Medium Scale Macroeconomic Model," in Gertler, Mark and Kenneth Rogoff, eds., *NBER Macroeconomics Annual 2005*, Cambridge and London: MIT Press, 2006, 383-425.
- Sims, Christopher A., "Notes on the GYNSYS2 Packet," mimeo, Princeton University, 2000.

- Svein, Tommy and Lutz Weinke, "Inflation and Output Dynamics with Firm-Owned Capital," mimeo, Universitat Pompeu Fabra, 2003.
- Taylor, John B., "Discretion versus Policy Rules in Practice," *Carnegie Rochester Conference Series on Public Policy* 39, December 1993, 195-214.
- Yun, Tack, "Nominal price rigidity, money supply endogeneity, and business cycles," *Journal of Monetary Economics* 37, 1996, 345-370.
- Woodford, Michael, *Interest and Prices: Foundations of a Theory of Monetary Policy*, Princeton: Princeton University Press, 2003.