

Crosetto, Paolo; Mantovani, Marco

**Working Paper**

## Availability of information and representation effects in the centipede game

Jena Economic Research Papers, No. 2012,051

**Provided in Cooperation with:**

Max Planck Institute of Economics

*Suggested Citation:* Crosetto, Paolo; Mantovani, Marco (2012) : Availability of information and representation effects in the centipede game, Jena Economic Research Papers, No. 2012,051, Friedrich Schiller University Jena and Max Planck Institute of Economics, Jena

This Version is available at:

<https://hdl.handle.net/10419/70141>

**Standard-Nutzungsbedingungen:**

Die Dokumente auf EconStor dürfen zu eigenen wissenschaftlichen Zwecken und zum Privatgebrauch gespeichert und kopiert werden.

Sie dürfen die Dokumente nicht für öffentliche oder kommerzielle Zwecke vervielfältigen, öffentlich ausstellen, öffentlich zugänglich machen, vertreiben oder anderweitig nutzen.

Sofern die Verfasser die Dokumente unter Open-Content-Lizenzen (insbesondere CC-Lizenzen) zur Verfügung gestellt haben sollten, gelten abweichend von diesen Nutzungsbedingungen die in der dort genannten Lizenz gewährten Nutzungsrechte.

**Terms of use:**

*Documents in EconStor may be saved and copied for your personal and scholarly purposes.*

*You are not to copy documents for public or commercial purposes, to exhibit the documents publicly, to make them publicly available on the internet, or to distribute or otherwise use the documents in public.*

*If the documents have been made available under an Open Content Licence (especially Creative Commons Licences), you may exercise further usage rights as specified in the indicated licence.*



# JENA ECONOMIC RESEARCH PAPERS



# 2012 – 051

## **Availability of Information and Representation Effects in the Centipede Game**

by

**Paolo Crosetto  
Marco Mantovani**

[www.jenecon.de](http://www.jenecon.de)

ISSN 1864-7057

The JENA ECONOMIC RESEARCH PAPERS is a joint publication of the Friedrich Schiller University and the Max Planck Institute of Economics, Jena, Germany. For editorial correspondence please contact [markus.pasche@uni-jena.de](mailto:markus.pasche@uni-jena.de).

Impressum:

Friedrich Schiller University Jena  
Carl-Zeiss-Str. 3  
D-07743 Jena  
[www.uni-jena.de](http://www.uni-jena.de)

Max Planck Institute of Economics  
Kahlaische Str. 10  
D-07745 Jena  
[www.econ.mpg.de](http://www.econ.mpg.de)

© by the author.

# Availability of Information and Representation Effects in the Centipede Game

Paolo Crosetto<sup>\*</sup> and Marco Mantovani<sup>†</sup>

September 10, 2012

## Abstract

The paper presents the results of a novel experiment testing the effects of environment complexity on strategic behavior, using a centipede game.

Behavior in the centipede game has been explained either by appealing to failures of backward induction or by calling for preferences that induce equilibria consistent with observed behavior. By manipulating the way in which information is provided to subjects we show that reduced availability of information is sufficient to shift the distribution of take-nodes further from the equilibrium prediction. On the other hand, similar results are obtained in a treatment where reduced availability of information is combined with an attempt to elicit preferences for reciprocity, through the presentation of the centipede as a repeated trust game.

Our results could be interpreted as cognitive limitations being more effective than preferences in determining (shifts in) behavior in our experimental centipede. Furthermore our results are at odds with the recent ones in Cox and James (2012), suggesting caution in generalizing their results. Reducing the availability of information may hamper backward induction or induce myopic behavior, depending on the strategic environment.

*JEL classification:* C72, C73, C91

*Keywords:* Centipede; Backward Induction; Representation effects.

## 1 Introduction

The effects on observed behavior that apparently superficial changes in presentation can have are generally referred to as framing effects. Their existence<sup>1</sup> suggests that the game the agents play is hardly ever identical to the canonical representation the experimenter is assuming. There are two layers of the subject's representation that can be affected by those changes: in some cases an institutional format may elicit preferences that another does not; in others the institutional format affects the players' understanding of the structure of the game. In terms of extensive form games, utilities only are affected in the former case, the game form (and, only as a consequence, utilities) in the latter. Obviously, both mechanisms can be at work at the same time.

---

<sup>\*</sup>Max Planck Institute of Economics, Strategic Interaction Group, Kahlaische Straße 10, 07745 Jena, Germany Tel. +49.3641.686.627.

<sup>†</sup>Corresponding author. Université Libre de Bruxelles, 42 Avenue Roosevelt, B-1050 Brussels, Belgium. DEMM, Università degli studi di Milano, Conservatorio 7, I-20122 Milan, Italy and CEREC, Facultés Universitaires Saint-Louis, Boulevard du Jardin Botanique 43, 1000 Brussels, Belgium Tel +32 2 7923551. E-mail address: marco.mantovani@unimi.it

<sup>1</sup>See in general Tversky and Kahneman (1981); for an application to games see Kreps (1990); Devetag and Warglien (2003).

We perform two institutional manipulations on the centipede game to gather insights on the commonly observed patterns of behavior in this game. In particular, by manipulating the presentation of information about payoffs, we achieve a preference-neutral and a preference-non-neutral variation on the standard game and use them to identify what is effective in shifting aggregate behavior in the game, distinguishing between preference-related and cognitive factors. As our manipulated institutional formats are more complex than the standard one we can isolate the effects on behavior of (marginal) complexity increases in a simple sequential game.

The centipede game (Rosenthal, 1981) has attracted experimental investigation, mainly due to its counter-intuitive theoretical prediction. The original centipede game is a two-player, finite sequential game in which the subjects alternate choosing whether to end the game (“take”) or to pass to the other player (“pass”). The payoff from taking in the current decision node is greater than that received in case the other takes in the next one, but less than the payoff earned if the other player were to pass as well. The player making the final choice gets paid more from taking than from passing, and thus would be expected to take. Iterating this argument, backward induction leads to the unique subgame perfect equilibrium: the game is stopped at the first decision node.

Starting from the first experimental evidence (McKelvey and Palfrey, 1992; Fey et al., 1996), studies have found that players fail to comply with this extreme unravelling prediction, even after a number of repetitions.

Probably due to the combination of the simplest possible sequential structure, a clear-cut equilibrium prediction and still a rich and subtle strategic environment the centipede has become a workhorse for theory testing. As simple as it seems, the identification of the motivations underlying behavior in the centipede turns out to be a challenging task. The list of the possible reasons why players may take actions that diverge from subgame perfect equilibrium turns out to be long and often twisted.<sup>2</sup> Broadly speaking, we can identify different families of explanations regarding the roots of deviations from equilibrium, depending on whether they rely on preferences (e.g. Dufwenberg and Kirchsteiger, 2004), on bounded strategic thinking (e.g. Palacios-Huerta and Volij, 2009; Kawagoe and Takizawa, 2008)<sup>3</sup> or on a combination of the two (e.g. McKelvey and Palfrey, 1992; Maniadis, 2011; Zauner, 1999)<sup>4</sup>.

In a recent paper, Cox and James (2012) found that a strategically irrelevant manipulation of the institutional format by which two, otherwise identical, centipede games are represented can have a significant impact on behavior. In particular, they found that framing the game as a sequential auction, where the players are informed about the payoffs if buying in the current node but have to compute the payoffs for future stages by themselves, triggers an unprecedented proportion of behavior observationally equivalent to subgame perfect strategies. They interpret this finding as an instance of myopia arising from making information on the game less available.

Others, preference-non-neutral manipulations that were used on different games can be applied to the centipede game. In an early example of preference-eliciting institutional manipulation, Evans (1966) and Pruitt (1967) present results on the decomposed Prisoner Dilemma. In their experiments a standard PD is compared to a decomposed version where a player choosing a strategy directly determines an allocation to both players, which then is summed to the allocation chosen by the other player. In general, the latter presentation achieves significantly higher

---

<sup>2</sup>Levitt et al. (2011) provide a nice example of such a list. A partial attempt to disentangle those reasons can be found in Atiker et al. (2011).

<sup>3</sup>This category actually includes departures from common knowledge of rationality (or incorrect beliefs) and correct beliefs but imperfect best reply.

<sup>4</sup>Other relevant papers featuring theoretical and experimental analyses on the centipede are Nagel and Tang (1998); Rapoport et al. (2003); Ponti (1996)

cooperation: the presentation of the PD as a sort of simultaneous trust game, which makes the give-and-take nature of the game salient, elicits preferences, most likely related to reciprocity, that the traditional version does not.

We exploit the two abovementioned institutional formats to investigate the role of preferences and cognitive limitations in shaping taking behavior in the centipede game. In our baseline standard treatment (*Tree*), the players are shown the standard game tree displaying the final payoffs at every terminal history. The first manipulation (*Formula*) is preference neutral and traces the *Clock* treatment in Cox and James (2012): the players are informed only about the progression of the payoffs throughout the game; as they proceed they are told the final payoffs were the game to end at that node, but have to compute the final payoffs for future decision nodes (if they so wish). The second manipulation (*Decomposed*) is identical to that of Pruitt (1967): the payoffs are decomposed in stage-payoffs, so that every pass entails some losses for the passing player and some gains for the other. To compute the final payoffs the players need to sum up the stage-payoffs to each terminal history. As before, they are informed about the final payoffs, were the game to end at the current node. The final payoffs, the rules of the game and their description together with all other details of the design are identical across treatments and exactly the same amount of information is available to the players, although presented in a different way.

Following Cox and James (2012), *Formula* could elicit myopia due to the information being less available: facing some higher complexity, the players would focus only on the closest decision nodes and not consider the possible gains from passing. Note however that, in principle, the same more complex environment could trigger an opposite effect: a player could find it harder (or more costly) to perform backward induction and pass through more nodes as she fails longer to recognize the strategic structure of the game.<sup>5</sup>

Those considerations apply as well to treatment *Decomposed*. On top of that, *Decomposed* could elicit preferences for reciprocity, as the game is represented as a repeated trust game. If this is the case and assuming additivity for the preference and the cognitive effect, then players should take later in *Decomposed* with respect to *Formula*.

We find two main novel results. With respect to the base treatment, both institutional transformations achieve later take nodes which are further away from the theoretical prediction: apparently, making information less available makes it more difficult for the subjects to understand the strategic structure of the game,<sup>6</sup> with no evidence of myopia. Between the preference-neutral *Formula* and the preference-non-neutral *Decomposed* we observe no difference: though we cannot properly separate cognition- and preference-based effects in *Decomposed*, it looks like preference elicitation is ineffective in pushing the take nodes further away.

More notably, the first result is sharply at odds with those in Cox and James (2012): although we perform the same manipulation, our subjects take later where theirs take earlier. We interpret this gap as stemming from relevant differences in the base game: their centipede is extremely competitive and already complex in the tree format, whereas ours is a more standard, less competitive and simple game. Thus it looks reasonable that a reduction in the availability of information induces, in the former environment, no use of the information about distant nodes, resulting in myopic early takes, and only hampers backward induction (or reduced use of the information about distant nodes), resulting in late takes, in the latter. This apparent conflict suggests cautiousness about generalizations of the effects of complexity on strategic behavior and elicits new fascinating research questions on the topic.

The paper is organized as follows. In the next section, we describe the experimental design

<sup>5</sup>Both effects can be formalized following the *limited backward induction* approach in Mantovani (2012).

<sup>6</sup>Or, change the beliefs about the others' ability to understand the strategic structure of the game.

and we provide our main hypotheses. The actual implementation of the design in the lab is detailed in Section 3. Section 4 describes the results, and Section 5 concludes.

## 2 Experimental Design

We implement a 12-legs centipede, with actions labeled “Stop” and “Continue”. Terminal histories are ordered and assigned a number between 1 and 13 (Stop at first node: 1; ... ; Always continue: 13). The aggregate payoff at each terminal history is worth 5 times the corresponding number; the player choosing “Stop” gathers  $\frac{4}{5}$  of the total value, while the opponent gathers the remaining  $\frac{1}{5}$  (see Fig. 1).

The length and the linear increase of the joint payoffs distinguish our game from the most exploited experimental centipedes.

The length of the game is meant to allow more room for responses to relatively minor treatment variations to emerge and to enhance the relevance of sequential reasoning.

We chose an arithmetic progression with respect to the, more common, geometric one (as in McKelvey and Palfrey, 1992), for two main reasons. The first, specific to our design, is that a linear increase (as a function of the decision node) makes the underlying formula easy to convey also to subjects with potentially low numeracy skills.<sup>7</sup> The second, more general, is to avoid the unpleasant choice the experimenter is facing with geometric centipedes between a very short game, an exchange rate that makes initial payoffs economically irrelevant or a geometric factor that makes the progression at first nodes virtually flat.<sup>8</sup> In our setting, it is possible to keep the range of payoffs in line with the literature while providing economic relevance to choices at all decision nodes, including the first ones. Our choice allows us to show the payoffs directly in euro, with the first decision node entailing a payoff of (4, 1) euro for the player controlling the node and the opponent, respectively, and a payoff of (52, 13) euro if both players choose “Continue” at all decision nodes.

In this general framework we implement three different ways of conveying the payoff information:

**Tree:** as standard in the literature, subjects are shown the game tree that reports at each terminal history the final payoffs that accrue to both players. The tree as shown to subjects can be seen in Figure 1. This condition replicates the standard way<sup>9</sup> to convey the Centipede game in experiments.

**Formula:** the subjects are not shown the tree, but only the formula to compute the payoffs. In particular, subjects are told that, when a player chooses “Stop”, she earns four times the number of the current decision node, while the other earns an amount equal to the number of the decision node.

**Decomposed:** the subjects are shown the game tree, but, instead of final payoffs, for each decision node the stage-payoffs, i.e. the variations with respect to the currently earned payoff, are shown. The tree as shown to the subjects of the *Decomposed* condition can be seen in Figure 2.

<sup>7</sup>A pilot featuring a geometric progression was run, but proper understanding of the treatment “Formula” proved difficult, undermining the comparability of the results. All data and materials are available upon request.

<sup>8</sup>Rapoport et al. (2003) avoids the problem for a limited number of subjects in their “high stakes” treatment, bearing the risk of a potentially explosive budget. More commonly, the increase in payoffs at the first decision nodes is in terms of cents.

<sup>9</sup>In particular, the figure is identical to that in Palacios-Huerta and Volij (2009) and Levitt et al. (2011)

[Insert Figure 1 and 2 about here]

Thus, the *Tree* and the *Decomposed* conditions adopted a comprehensive visual representation of the game.<sup>10</sup> In the *Formula* condition, all information was conveyed by means of words.<sup>11</sup>

It should be noted that the players were given exactly the same amount of information under all treatment conditions, the only difference being its availability: in the *Formula* and *Decomposed* players have to compute endgame payoffs for future stages on their own. Given our payoffs, this step is, however, minimally demanding: it requires the computation of the four-times table or of simple integer sums, respectively.

Beyond being less available, the *Decomposed* structure presents the payoffs with a *give-and-take* framing, which underlies the intrinsic nature of repeated trust game of the centipede, possibly eliciting reciprocal behaviour.

The game proposed is the same in all treatments and the presentation variations are minimal. Considering those features, combined with the well known learning dynamics in the centipede game, we opted for a pure between subjects design.<sup>12</sup>

Within each experiment, subjects repeated the game 12 times in a perfect stranger matching, implemented using the turnpike protocol. This matching allows us to assure subjects that they will never play twice with the same partner, and that their partners would never play one another, thus ensuring absence of contagion effects. Repetitions were meant to allow for learning, though still focusing on first response behavior. We also chose to keep the roles fixed across repetitions to restrict the confounding effects of identification.

We now turn to sketch out our hypothesis. A first set of them regards the effect of the availability of information, thus comparing the *Formula* and the *Decomposed* conditions to the *Tree* one. As said in the Introduction, one possibility is that the reduced availability of the consequences of passing in the *Formula* and *Decomposed* treatments may trigger myopic behavior (or beliefs of myopic behavior): the subjects do not use information about efficiency gains and focus on immediate decision nodes, taking as early as possible. On the other hand, information being less available may not induce subjects not to use it, but only hamper their ability to reason backwards.<sup>13</sup> If that was the case we would observe later “Stop” decisions.

**Hypothesis 1.1.** In conditions *Formula* and *Decomposed* the subjects choose “Stop” earlier than in the *Tree* condition, due to myopia.

**Hypothesis 1.2.** In conditions *Formula* and *Decomposed* the subjects choose “Stop” later than in the *Tree* condition, due to hampered backward induction.

<sup>10</sup>The subjects, identified by color, were shown the full length of the tree and (final or stage) payoffs at each node. Moreover, every decision node was numbered and intuitively assigned to a player/color. The images in Figures 1 and 2 were both given in printed version to the subjects as part of their instructions and presented on screen at every decision node; the red arrow would, on the screen version, move to indicate the current decision node; moreover, all past decision nodes would grey-out on screen. Both active and inactive players were shown the same set of pictures, with the difference that the inactive player faced no choice but was just reminded of the choice that the matched player was in that moment considering.

<sup>11</sup>The part of the screen regarding the current decision was identical to the *Tree* condition; with respect to the latter, a description of the rules of the game (including the formulas to compute the payoffs) took the place of the visual representation.

<sup>12</sup>The between subjects is a robust choice if the samples for the two treatments do not differ in underlying characteristics. This can be guaranteed either by a high number of subjects, or, alternatively, relying on subject’s randomization. We chose to enlist a mid-sized sample, but we introduced several controls that could allow us to check whether a set of relevant subject characteristics (age, gender, risk and trust attitudes) showed any particular bias across treatments.

<sup>13</sup>Our manipulations are close to cognitive load experiments (Shiv and Fedorikhin, 1999; Swann, 1990; Cappelletti et al., 2011, e.g.) in that we manipulate the level of cognition imposing (computational) burdens or not on otherwise identical tasks. The hypothesis that reducing the availability of information may reduce their strategic ability to reason backward is consistent with the results in this literature, as reported by Devetag and Warglien (2003) and Duffy and Smith (2012).

On top of those cognitive effects, the *Decomposed* treatment should elicit more reciprocal behavior, resulting in the subjects passing longer in the game, with respect to the *Formula* condition.

**Hypothesis 2.** In condition *Decomposed* the subjects choose “Stop” later than in the *Formula* condition, due to enhanced reciprocity.

### 3 Experimental procedure

The computerised experiment was run in Jena in June 2012, and involved 210 subjects distributed over 8 experimental sessions. 72 subjects took part to the baseline *Tree* sessions; further 74 subjects participated to the *Formula* and 64 to the *Decomposed* conditions. The experiment lasted about 1 hour and average payoff across all sessions and conditions amounted to 11.8 Euro, including 2.5 Euro show-up fee.

All the sessions followed an identical procedure. After subjects were allowed into the lab, instructions were read aloud and extra time was given to the subjects to go through them on their own. Then all subjects had to correctly answer a set of control questions before being allowed to proceed. The number of mistakes recorded in the questions and the time needed to clear the control question screen were both recorded and used as an objective measure of complexity of the treatment. During this phase subjects could, and many did, ask help from the experimenters in going through the control questions.

After all subjects had cleared the control questions, the experiment started. Subjects were randomly assigned to their roles (“White” or “Black”), randomly matched, and proceeded to play the game. The same game was repeated 12 times, in a perfect stranger matching design. The couples could proceed each at their own pace within the 12 decision nodes of the game, but had to wait for all the other couples between repetitions.

After completing the 12<sup>th</sup> repetition, subjects were paid according to the results of a randomly drawn repetition, and were exposed to a questionnaire. We gathered qualitative information about the expectations from the game and the opponent, the strategy followed, and the belief on the behaviour of the opponent. Moreover, we elicited self-reported quantitative measures of trust and risk aversion (using the SOEP German Panel trust and risk questions. For the risk question, see Dohmen et al., 2011) and of the perceived complexity of the task.

The experiment was entirely carried out in German. The English version of the experimental instructions is available on Appendix C.<sup>14</sup>

## 4 Results

### Aggregate behavior

Consistently with the bulk of the literature on the Centipede game, the players did not adhere to the Subgame Perfect Nash Equilibrium, but played on into the game. Moreover, there was some unravelling of the game: in all conditions, the average endnode became significantly lower with the repetitions (WRST, repetition 12 vs. repetition 1: *Tree*, *Formula* and *Decomposed*, all p-values < 0.001). This trend is monotone and qualitatively similar in all conditions<sup>15</sup>, with the partial exception of *Decomposed* where the unravelling is reversed in the last two repetitions, in which

<sup>14</sup>The original German instructions, along with the experimental software (developed using zTree, Fischbacher, 2007) and the raw data from the experiment are available upon request.

<sup>15</sup>Average reduction by repetition: 0.21, 0.24 and 0.22 in *Tree*, *Formula* and *Decomposed*, respectively



the average endnode slightly (though not significantly) increased<sup>16</sup>. The average endnodes by repetition and treatment are summarised in Figure 4; the distribution of endnodes in the first and second 6 repetitions, for all conditions, is instead represented in Figure 3.

[Insert Figure 3 and 4 about here]

[Insert Table 1 about here]

**Result 1:** *In all conditions the players do not adhere to the SPNE, reaching on average slightly more than a third of the game in the first stages. We observe slow but constant unravelling of the game towards the SPNE as repetitions are played.*

It should be noted that the distance from equilibrium is on average relatively low in our game, with respect to the bulk of the existing literature. Although it is hard to perform a direct comparison, consistently with Rapoport et al. (2003), imposing relatively high stakes from the first decision nodes results in closer-to-equilibrium play.

### Treatment effects and test of hypotheses

In the following, we will analyse treatment effects, by making use of the hypotheses laid out in Section 2.

First, both *Formula* and *Decomposed* result in *later* take nodes with respect to the baseline *Tree*. We hence find support for a lower incidence of backward induction (Hypothesis 1.2), and we have to reject instead that choices are driven by myopia (Hypotheses 1.1).

When comparing the *Tree* and *Formula* conditions we find a significant and strong treatment effect. In the *Formula* condition subjects stop the game about  $\frac{2}{3}$  endnode later than in the *Tree* condition. This is true both when computing the overall mean across all repetitions (4.08 vs. 3.52, WRST p-value < 0.001), and when considering each single repetition: the average endnode of *Formula* is stably more than half a stage above *Tree* in each period, though not always being significantly different (WRST, p-value < 0.05 in all but repetitions 1,11 and 12).

Moreover, a paired histogram of the distribution of endnodes in both conditions (Fig. 5) readily shows that the distribution for the *Formula* condition is shifted to the right with respect to the *Tree* distribution; testing equality in distribution (Kolmogorov-Smirnov 2-sample test, p-value < 0.001) confirms the significance of the difference.

[Insert Figure 5 about here]

**Result 2:** *In the Formula condition, subjects exit significantly later than in Tree.*

The comparison between the *Tree* and *Decomposed* conditions reveals a similar pattern to the one between *Tree* and *Formula*, but with somewhat less statistical significance. This is due to the fact that the variance of behaviour is much higher in the *Decomposed* condition, especially in the first repetitions (see Figure 3), possibly reflecting the higher self-reported and objective difficulty met by subjects in understanding the game (see below).

<sup>16</sup>More tests: WRST, repetition 6 vs. repetition 1: *Tree* p-value = 0.024, *Formula* p-value = 0.014, *Decomposed* p-value = 0.198; repetition 12 vs. repetition 7: *Tree* and *Formula*, p-values < 0.001, *Decomposed* p-value = 0.06. As discussed below, *Decomposed* shows in general a higher variance in behavior, which explains why significance is harder to achieve there.

In the *Decomposed* condition, the average endnode is about  $\frac{2}{3}$  endnode higher with respect to the *Tree* sessions when considering the overall average (4.17 vs. 3.52, WRST, p-value < 0.001), but it is statistically significantly higher only in repetitions 3,5,6,11 and 12.

A paired histogram of the distribution of endnodes (Fig. 5) readily shows that the distribution in *Decomposed* stochastically dominates that in *Tree*; this is confirmed by a KS test (p-value < 0.001).

**Result 3:** *In the Decomposed condition, subjects exit significantly later than in Tree.*

We find instead no support for Hypothesis 2: there is no statistical difference between the *Formula* and *Decomposed* conditions, once we discount the higher initial variance of the *Decomposed* condition. The mean endnode across all repetitions is not statistically different (WRST, p-value = 0.796). Moreover, the endnode is not statistically different in any of the single repetitions (WRST, all p-values > 0.356) apart from the last, in which unravelling stops in *Decomposed* but continues in *Formula* (WRST, p-value = 0.006).

In distribution, the two conditions cannot be said to be statistically different (KS, p-value = 0.728).

**Result 4:** *The Formula and Decomposed conditions cannot be said to statistically differ.*

In figures 3, 4 and 5 we can appreciate an impressive similarity between *Formula* and *Decomposed*. Nevertheless, in the latter we observe a higher variance, concentrated especially in the first repetitions. This is likely related to the higher level of perceived complexity, as documented next.

## Controls

The above results could be due to systematic differences in the composition of subjects taking part in the between treatments. Moreover, the questionnaire and the statistics gathered on the control questions allow us to see if and to what extent the treatment differences can be ascribed to understanding problems. This section addresses these issues.

First, treatments did not differ for all the characteristics that we control for (age, gender, attitudes towards risk and trust). Treatments did not differ in terms of trust (WRST, all p-values > 0.12) and risk attitudes (WRST, all p-values > 0.08) of the subjects involved. The composition of the treatment also did not differ statistically in gender (WRST, all p-values > 0.64) and age (WRST, all p-values > 0.38). Hence, the treatment effects cannot be said to depend on heterogeneity in the observed subjects' characteristics.

**Result 5:** *Participants in the different treatments do not differ on average by age, gender, attitudes to risk and indicators of trust in others and the society at large.*

In order to evaluate the complexity of each treatment, we both directly asked the subjects to rate the perceived complexity, and measured the number of errors submitted in the control questions and the time needed to complete the control questions screen. The game was significantly more difficult to understand for subjects in the *Decomposed* condition (Table 2), while there was no significant difference between *Formula* and *Tree* in both self-reported complexity (Wilcoxon Rank Sum Test, p-value = 0.444) and in the number of errors (WRST, p-value = 0.253); in the *Tree* condition, though, subjects answered the control questions significantly faster than in the *Formula* condition (WRST, p-value = 0.007). On the other hand, *Decomposed* proved significantly more complex in all indicators with respect to both *Tree* (WRST p-values: complexity = 0.034,

errors 0.068, time 0.000) and *Formula* (WRST p-values: complexity = 0.003, errors 0.005, time 0.000).

[Insert Table 2 about here]

Result 6: *The Decomposed condition is more difficult to understand than both the Tree and the Formula conditions, taking into account both self reported and objective measures of complexity.*

## Discussion

Our results are small in magnitude, but significant and robust, especially when compared to our minor treatment variations: our subjects are all playing exactly the same game, having the chance of experiencing it 12 times and, despite this, differences persist consistently across repetitions.

Result 2 shows that a simple reduction in the availability of information can shift take-nodes further away from the equilibrium, with no sign of convergence through repetitions. Cox and James (2012) found exactly the opposite, performing the same manipulation: their centipede game is presented either in tree format or as a sequential Dutch auction, where the subjects know the current price, and are informed about future price decrements. Their result is interpreted as an instance of myopia - i.e. not using information about future nodes - where we interpret our as evidence of more limited backward induction - i.e. reduced use of information about future nodes.

The apparent conflict can be defused by considering differences in the base game. Cox and James (2012) use an incomplete information game which is strategically identical to a centipede game under any belief about the opponent payoffs. Moreover the player that does not take always earns a payoff of zero, while the increase in the payoff, for the one that takes, is relatively low. Those elements build up a setting both extremely competitive (strict efficiency gains not possible) and already complex in the standard tree format. Facing a further increase in complexity, due to the reduced availability of information, the subjects stop exploring the strategy space deep into the game, and just "take the money and run"<sup>17</sup>. The same effect is not granted under games that are cognitively less demanding and put softer competitive pressure, as it is the case in our centipede. Subjects are still affected by reduced availability of information, as they find it harder to reason backward and reduce the depth of their strategic thinking. However, this results in later take-nodes.

If this interpretation holds, it suggests cautiousness in generalizing the effects of institutional format manipulations on strategic reasoning: behavior may react in different ways, depending on the underlying strategic environment. In particular, consistently with the results in Devetag and Warglien (2003), the observer should consider whether the game is complex enough so that a marginal increase in the cognitive load can trigger a shift to a simple heuristic (myopia, for example) or just throw sand in the gearbox of strategic thinking.

As in *Decomposed* we may be eliciting preferences for reciprocity, while reducing the availability of information, an immediate interpretation, combining results 3 and 4, is that cognitive limitations are more effective than preferences in shifting behavior in the centipede game. Indirectly this would question interpretations of the results in the standard centipede game as driven by preferences, given that we know the same manipulation to shift behavior in games where

---

<sup>17</sup>The manipulation in Cox and James (2012) includes also a language shift: in the auction, in order to take, the player must "Acquire" a good at a certain "Price", with the payoff being the difference between his private value for the good and the realized price.

preferences for reciprocity are relevant. However we must be cautious with this interpretation as it relies on a series of reasonable but ungranted hypothesis; namely that the effects of preference elicitation and reduced availability of information are additive and that preferences are not endogenously affected by marginal (pure) increases in complexity.

## 5 Conclusion

The failure of subgame perfect equilibrium in the centipede game has attracted a number of scholars, with explanations focusing either on cognitive limitations that hamper backward induction or on preferences that mandate different equilibrium strategies.

In this paper we perform small institutional changes on a centipede game that vary the way in which information is provided to the subjects, performing a preference neutral and a preference non-neutral manipulation. We show that making information on future payoffs less available is sufficient on average to delay significantly the decision to take. As this can be attributed to more limited ability to backward induct, this result supports the potential of cognitive limitations in determining behavior in the centipede game.

On the other hand, highlighting the repeated-trust-game nature of the centipede game, by presenting the payoffs in a *give-and-take* frame, has apparently no further effect.

Our results are starkly at odds with those in Cox and James (2012), where performing a manipulation similar to our preference-neutral one anticipated significantly the decision to take. Given that our baseline game widely differs from theirs – ours displaying a much simpler strategic environment – this conflict suggests that reducing the availability of information can hamper backward induction (i.e. cause reduced use of the information on some future nodes) or induce myopic behavior (i.e. cause no use of the information on some future nodes), depending on the circumstances. Exploring which factors lead to which of the two outcomes is an exciting research question to be explored by future work.

## Bibliography

- Atiker, Evren, William S Neilson, and Michael K Price**, "Activity Bias and Focal Points in Extensive Form Games," February 2011.
- Cappelletti, Dominique, Werner Gth, and Matteo Ploner**, "Being of two minds: Ultimatum offers under cognitive constraints," *Journal of Economic Psychology*, 2011, 32 (6), 940 – 950.
- Cox, J.C. and D. James**, "Clocks and Trees: Isomorphic Dutch Auctions and Centipede Games," *Econometrica: Journal of the Econometric Society*, March 2012, 80 (2), 883–903.
- Crumbaugh, Charles M. Evans Gary W.;** "Effects of prisoner's dilemma format on cooperative behavior," *Journal of Personality and Social Psychology*, April 1966, 3 (4), 486–488.
- Devetag, Giovanna and Massimo Warglien**, "Games and phone numbers: Do short-term memory bounds affect strategic behavior?," *Journal of Economic Psychology*, 2003, 24 (2), 189 – 202. [jce:title;The Economic Psychology of Herbert A. Simon;/ce:title;](#)
- Dohmen, Thomas, Armin Falk, David Huffman, Uwe Sunde, Jürgen Schupp, and Gert G. Wagner**, "Individual Risk Attitudes: Measurement, Determinants, And Behavioral Consequences," *Journal of the European Economic Association*, 2011, 9 (3), 522–550.
- Duffy, Sean and John Smith**, "Cognitive Load in the Multi-Player Prisoner's Dilemma Game: Are There Brains in Games?," July 2012. Available at SSRN: <http://ssrn.com/abstract=1841523>.
- Dufwenberg, Martin and Georg Kirchsteiger**, "A theory of sequential reciprocity," *Games and Economic Behavior*, 2004, 47 (2), 268–298.
- Fey, M., R.D. McKelvey, and T.R. Palfrey**, "An experimental study of constant-sum centipede games," *International Journal of Game Theory*, 1996, 25 (3), 269–287.
- Fischbacher, U.**, "z-Tree: Zurich toolbox for ready-made economic experiments," *Experimental Economics*, 2007, 10 (2), 171–178.
- Hixon, J. Gregory; Stein-Seroussi Alan; Gilbert Daniel T Swann William B.;** "The fleeting gleam of praise: Cognitive processes underlying behavioral reactions to self-relevant feedback," *Journal of Personality and Social Psychology*, Jul 1990, 59 (1), 17–26.
- Kawagoe, Toshiji and Hirokazu Takizawa**, "Level-K Analysis of Experimental Centipede Games," Oct 2008.
- Kreps, D.**, *Game Theory and Economic Modeling*, Oxford University Press, 1990.
- Levitt, Steven D., John A. List, and E. Sally**, "Checkmate: Exploring Backward Induction among Chess Players," *The American Economic Review*, 2011, 101 (2), 975–990.
- Maniadis, Zacharias**, "Aggregate Information and the Centipede Game: a Theoretical and Experimental Study," Nov 2011.
- Mantovani, Marco**, "Limited Backward Induction," 2012.
- McKelvey, R.D. and T.R. Palfrey**, "An experimental study of the centipede game," *Econometrica: Journal of the Econometric Society*, 1992, pp. 803–836.
- Nagel, R. and F.F. Tang**, "Experimental results on the centipede game in normal form: an investigation on learning," *Journal of Mathematical Psychology*, 1998, 42 (2), 356–384.
- Palacios-Huerta, Ignacio and Oscar Volij**, "Field Centipedes," *The American Economic Review*, 2009, 99 (4), 1619–1635.

- Ponti, Giovanni**, "Cycles of Learning in the Centipede Game," June 1996, (96-22 ISSN 1350-6722).
- Pruitt, Dean G**, "Reward Structure and Cooperation: the Decomposed Prisoner's Dilemma Game," *Journal of Personality and Social Psychology*, Sep 1967, 7 (1), 21–27.
- Rapoport, Amnon, William E. Stein, James E. Parco, and Thomas E. Nicholas**, "Equilibrium play and adaptive learning in a three-person centipede game," *Games and Economic Behavior*, 2003, 43 (2), 239–265.
- Rosenthal, R.W.**, "Games of Perfect Information, Predatory Pricing and the Chain-Store Paradox.," *Journal of Economic Theory*, 1981, 25 (1), 92–100.
- Shiv, Baba and Alexander Fedorikhin**, "Heart and Mind in Conflict: The Interplay of Affect and Cognition in Consumer Decision Making," *Journal of Consumer Research*, December 1999, 26 (3), 278–292.
- Tversky, Amos and Daniel Kahneman**, "The Framing of Decisions and the Psychology of Choice," *Science*, 1981, 211, 453–458.
- Zauner, Klaus G**, "A Payoff Uncertainty Explanation of Results in Experimental Centipede Games," *Games and Economic Behavior*, 1999, 26 (1), 157–185.

A Figures

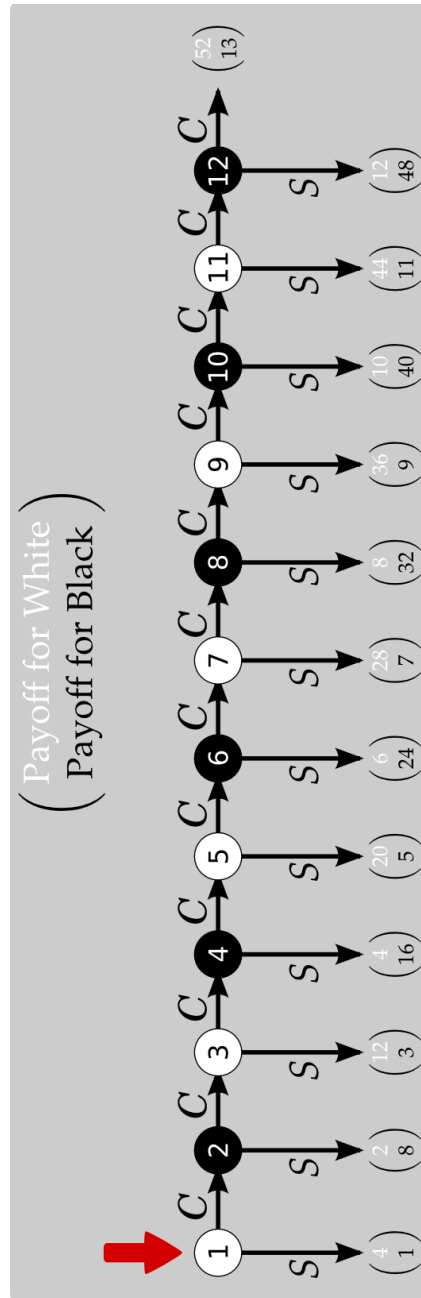


Figure 1: The game representation in the *Tree* condition, payoffs in Euro

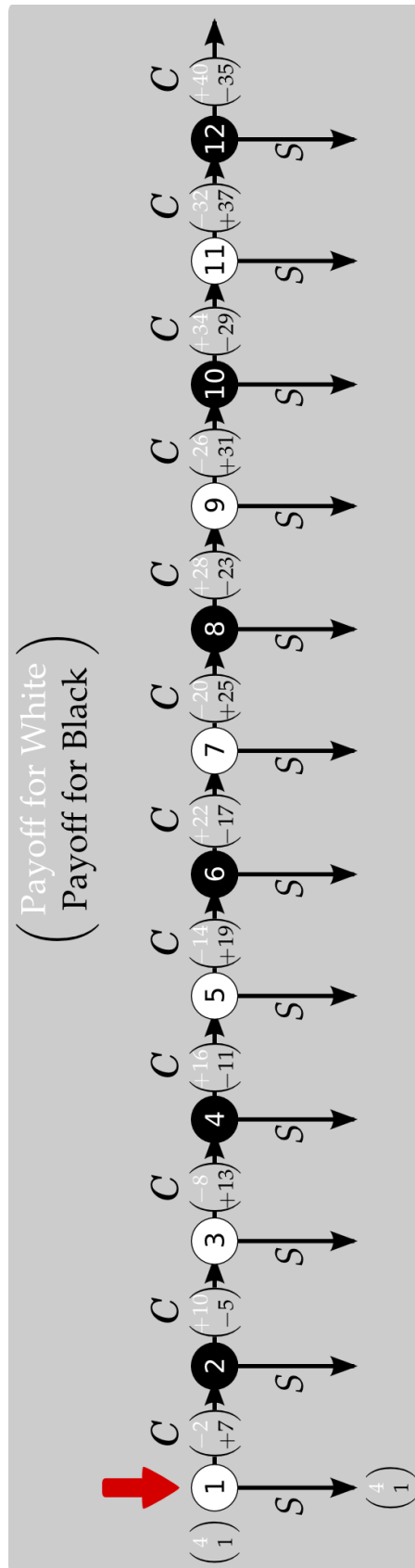


Figure 2: The game representation in the *Decomposed* condition, payoffs in Euro



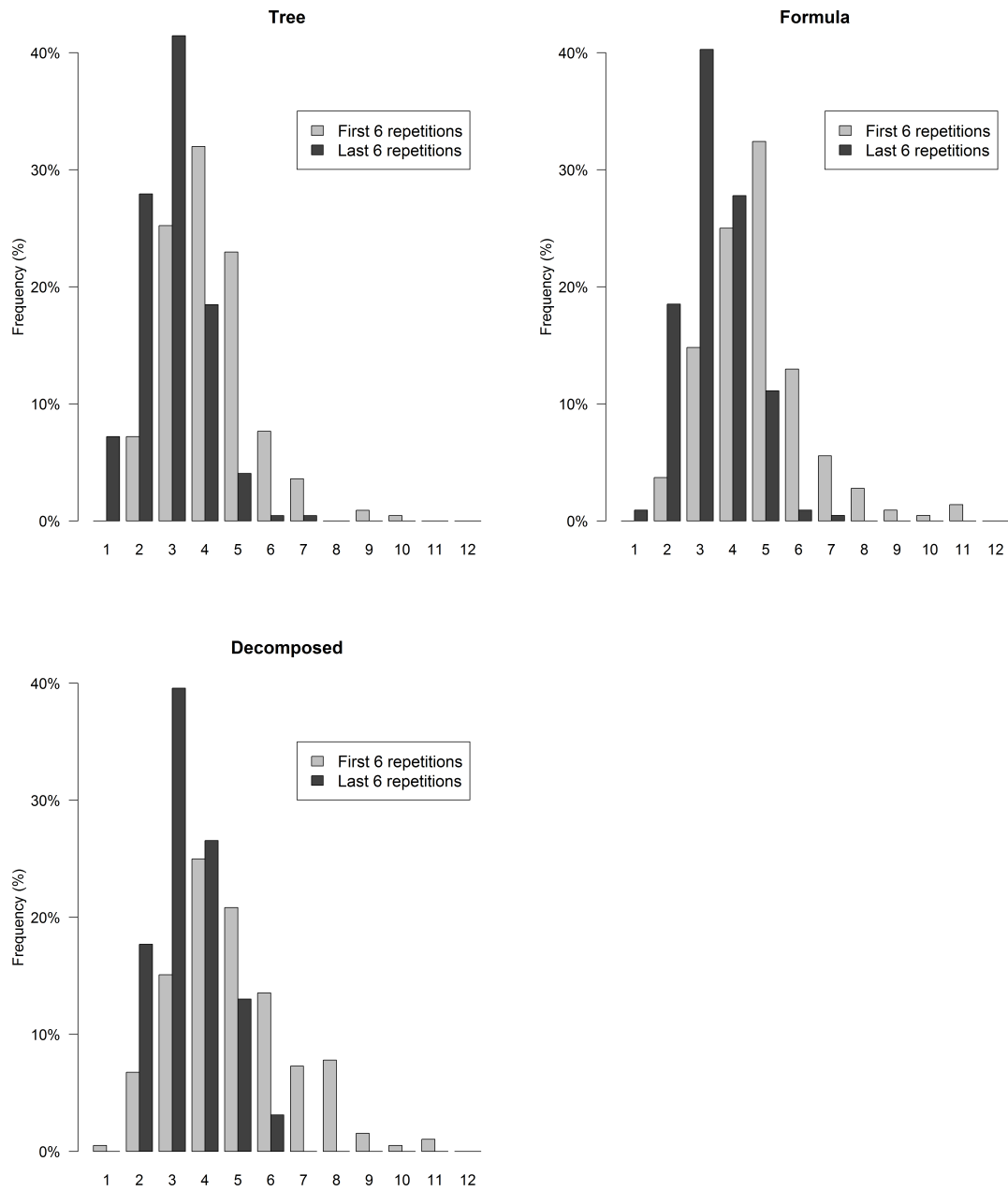


Figure 3: Endnode in the first and second half, by treatment

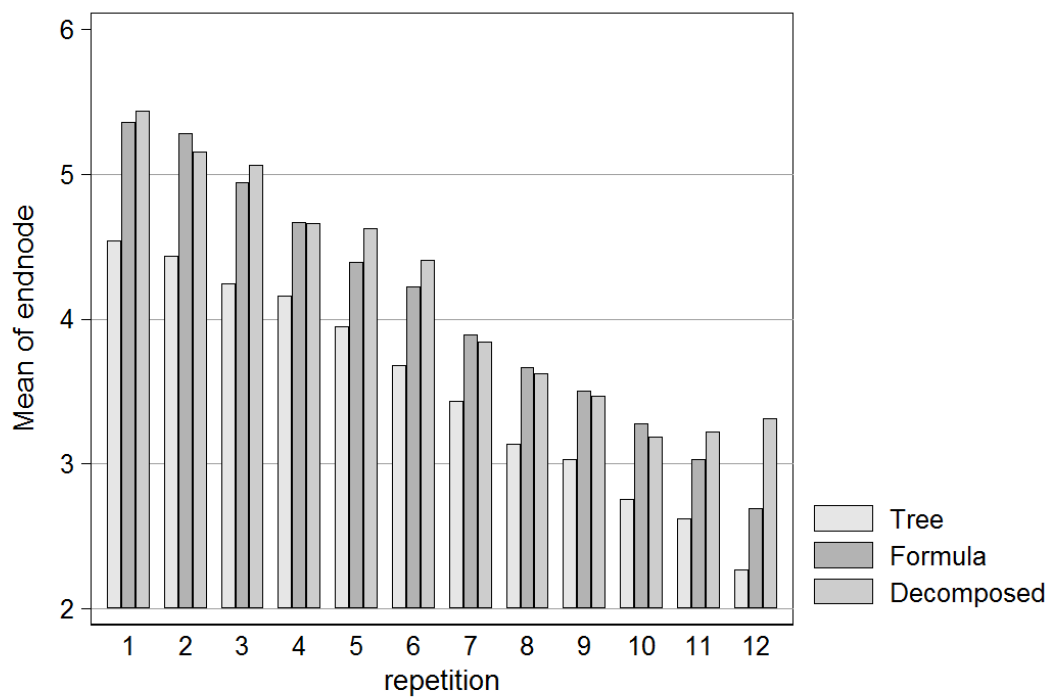


Figure 4: Mean endnode by treatment and repetition

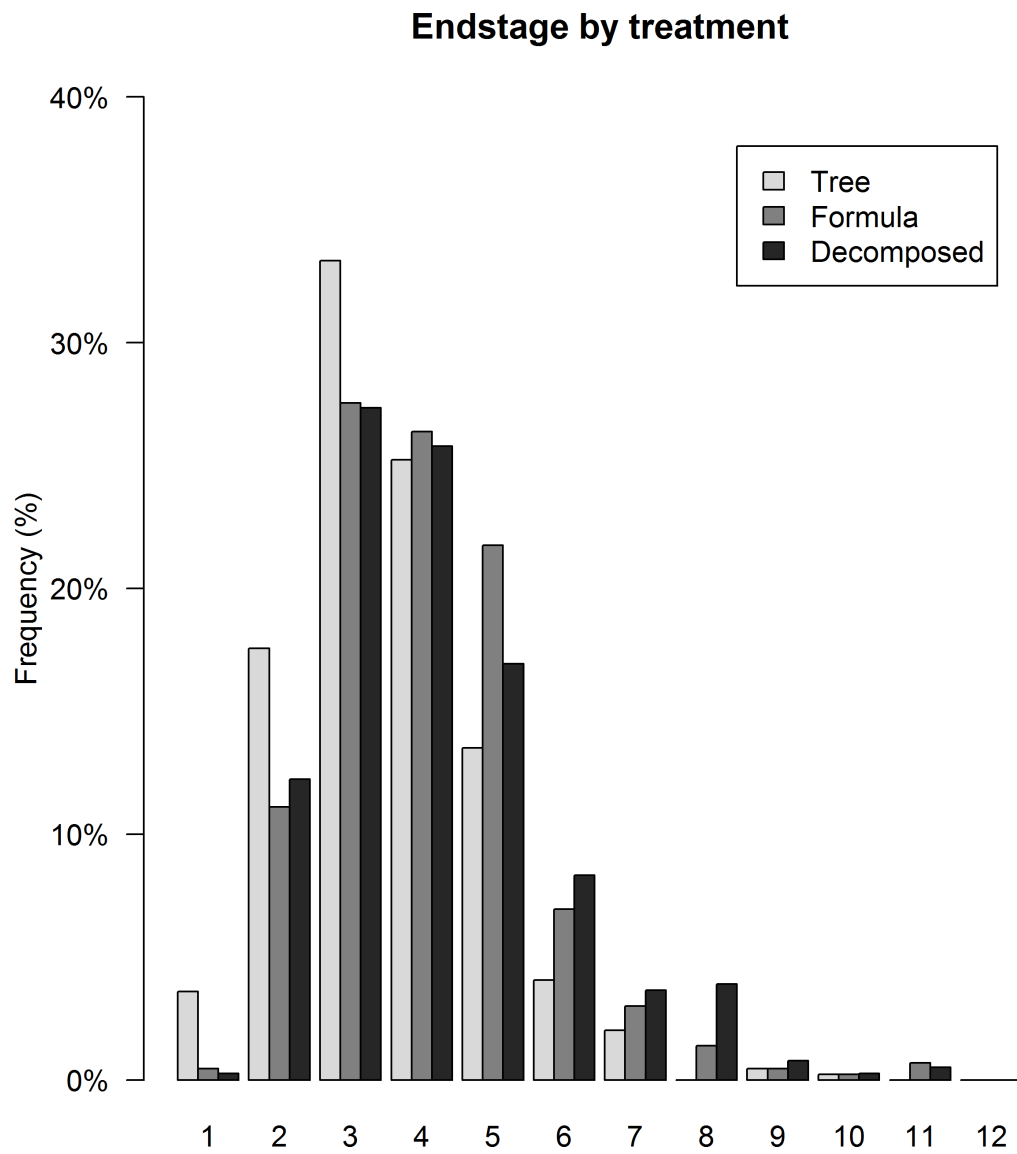


Figure 5: *Tree vs. Formula*

## B Tables

	Repetition											
	1	2	3	4	5	6	7	8	9	10	11	12
<b>Tree</b>	4.54	4.43	4.24	4.16	3.94	3.67	3.43	3.13	3.03	2.76	2.62	2.27
<b>Formula</b>	5.36	5.27	4.94	4.67	4.39	4.22	3.89	3.67	3.5	3.28	3.02	2.69
<b>Decomposed</b>	5.43	5.15	5.06	4.65	4.62	4.41	3.84	3.62	3.46	3.18	3.22	3.31

Table 1: Mean endnode by treatment and repetition

	N	Complexity (0-10)	Errors (num)	Time (sec)
<b>Tree</b>	74	2.32	0.51	104
<b>Formula</b>	72	2.44	0.55	148*
<b>Decomposed</b>	64	2.89**,**	0.95**,**	257**,**

significant with respect to: \* row above; \*\* two rows above

Table 2: Self-reported and objective measures of complexity

## C Experimental Instructions

In the following, the English instructions for condition “Tree” are reported. In brackets are detailed the changes made to adapt the instructions to condition “Formula” (F) and “Decomposed” (D). The original German instructions are available upon request.

### **Introduction: common to all conditions**

Welcome and thanks for your participation to this experiment. Please remain silent and switch off your mobile phone. Please do not talk and raise your hand if there are any specific questions during the experiment: an experimenter will come to assist you at your place and answer your concerns individually. If you violate these rules, we will have to exclude you from the experiment and all payments.

You receive a 2.5 Euro show up fee for taking part in the experiment. Please read the following instructions carefully. Prior to the experiment, you will have to answer a few questions testing your comprehension of these instructions. Please note that the instructions are written in male gender only for convenience, but refer to both genders equally.

During the experiment you are going to use ECU (Experimental Currency Units). At the end of the experiment, earned ECU will be converted into Euros at an exchange rate of

$$1 \text{ Euro} = 1 \text{ ECUs.}$$

You will take part in a game, played by two persons, white and black. You will be randomly assigned the role of white or black and you will keep it for the whole experiment.

The game consists of 12 ordered decision rounds (first round: round=1, ..., last round: round=12). The players play sequentially. Each player, when it is his turn to play, can choose between STOP and CONTINUE.

If a player chooses STOP, the game ends.

If a player chooses CONTINUE, the game continues, and the other player faces the choice between STOP and CONTINUE.

White plays first; if he chooses STOP, the game ends, while if he chooses CONTINUE, black is called to play and decide whether to STOP or CONTINUE. And so on. Thus each player has at most six choices to make, with white choosing at round 1, 3, 5, 7, 9 and 11 and black choosing at round 2, 4, 6, 8, 10 and 12. The sequence of choices continues until one player chooses STOP. If both players choose CONTINUE in every decision round the game ends at round = 13.

### **Payoff information: different across conditions**

#### *Tree*

Below you can see a representation of the game. The game starts from the utmost left. The colour of the circles identifies which player has to decide; the numbers in the circle represent the decision round; the numbers in the brackets represent the final payment, in ECU, obtained by each action. In white you see the payoff of white, in black the payoff of black.

[The image shown to the subjects is reproduced above in Figure 1]

### *Formula*

When a player chooses STOP at round =  $r$ , the value for him is 4 times the current round, that is:

$$V_{STOP} = 4 \cdot r$$

The value for the other player is 1 times the current round, that is

$$V_{OTHER} = 1 \cdot r$$

### *Decomposed*

Below you can see a representation of the game. The game starts from the utmost left. The colour of the circles identifies which player has to decide; the numbers in the circle represent the decision round; the numbers in the brackets represent the change in payments, in ECU, on top of what you have already earned, resulting from each action. The amount you have earned so far will always be visible on your screen. In white you see the payoff of white, in black the payoff of black.

[The image shown to the subjects is reproduced above in Figure 2]

### **Actual play of the game and payment (differences in brackets)**

When it is your turn to play, you will see a screen, that:

1. reminds you of the current round of the game,
2. shows you the amount you and your partner earn if you choose STOP and
3. asks you to choose between STOP and CONTINUE.

You have 30 seconds to reach a decision. You can revise your choice at any time within the 30 seconds. The choice is final when you press OK.

When it is not your turn to play, you will see a screen, that:

1. reminds you of the current round of the game, and
2. shows you the amount you and your partner earn if your partner chooses STOP

Your partner has 30 seconds to make a decision as well. The game continues until one of the player chooses STOP, or if the last decision round *{Tree, Decomposed: on the right of the above representation}* is reached.

*{Tree: When the game finishes, payoffs are assigned according to the values in the picture above. You will be paid according to the values that appear at the point in which the game stops.}*

*{Formula: When the game finishes, payoffs are assigned according to the formula detailed above. You will be paid according to the decision round in which the game stops.}*

*{Decomposed: You start with a payoff of 4 if you are white, 1 if you are black. After each decision, your earnings will be updated according to the values that appear in the picture above. You will be paid what you have earned up to the point in which the game stops.}*

You will play the game 12 times. Each time, you will form a couple with a new player chosen at random from the other participants in this room. You will never face the same person twice. The persons you will play with will never play one another.

Only one game of the 12 you play will be paid. At the end of the experiment, one number between 1 and 12 will be selected at random by the computer, and the corresponding game will be paid.

For the chosen game, the result of you and your partner's action will be shown on the screen, and your final payoff computed.

Should you have any questions, please raise your hand now. An experimenter will come to your desk and answer your questions in private.