

Wolfgang, Ove

**Working Paper**

## Cost-effective abatement of ground-level ozone in cities and for larger regions: Implications of non-monotonicity

Memorandum, No. 2001,30

**Provided in Cooperation with:**

Department of Economics, University of Oslo

*Suggested Citation:* Wolfgang, Ove (2001) : Cost-effective abatement of ground-level ozone in cities and for larger regions: Implications of non-monotonicity, Memorandum, No. 2001,30, University of Oslo, Department of Economics, Oslo

This Version is available at:

<https://hdl.handle.net/10419/63072>

**Standard-Nutzungsbedingungen:**

Die Dokumente auf EconStor dürfen zu eigenen wissenschaftlichen Zwecken und zum Privatgebrauch gespeichert und kopiert werden.

Sie dürfen die Dokumente nicht für öffentliche oder kommerzielle Zwecke vervielfältigen, öffentlich ausstellen, öffentlich zugänglich machen, vertreiben oder anderweitig nutzen.

Sofern die Verfasser die Dokumente unter Open-Content-Lizenzen (insbesondere CC-Lizenzen) zur Verfügung gestellt haben sollten, gelten abweichend von diesen Nutzungsbedingungen die in der dort genannten Lizenz gewährten Nutzungsrechte.

**Terms of use:**

*Documents in EconStor may be saved and copied for your personal and scholarly purposes.*

*You are not to copy documents for public or commercial purposes, to exhibit the documents publicly, to make them publicly available on the internet, or to distribute or otherwise use the documents in public.*

*If the documents have been made available under an Open Content Licence (especially Creative Commons Licences), you may exercise further usage rights as specified in the indicated licence.*

# MEMORANDUM

No 30/2001

**Cost-effective Abatement of Ground-level Ozone in Cities and for  
Larger Regions: Implications of Non-monotonicity**

*By  
Ove Wolfgang*

ISSN: 0801-1117

---

Department of Economics  
University of Oslo

This series is published by the  
**University of Oslo**  
**Department of Economics**

P. O.Box 1095 Blindern  
N-0317 OSLO Norway  
Telephone: + 47 22855127  
Fax: + 47 22855035  
Internet: <http://www.oekonomi.uio.no/>  
e-mail: [econdep@econ.uio.no](mailto:econdep@econ.uio.no)

In co-operation with  
**The Frisch Centre for Economic  
Research**

Gaustadalleén 21  
N-0371 OSLO Norway  
Telephone: +47 22 95 88 20  
Fax: +47 22 95 88 25  
Internet: <http://www.frisch.uio.no/>  
e-mail: [frisch@frisch.uio.no](mailto:frisch@frisch.uio.no)

List of the latest 10 Memoranda:

No 29	Svenn-Erik Mamelund: The Spanish Influenza among Norwegian ethnic minorities 1918-1919. 35 pp.
No 28	Erik Biørn: The Efficiency of Panel Data Estimators: GLS Versus Estimators Which Do Not Depend on Variance Components. 15 pp.
No 27	Qaisar Farooq Akram and Ragnar Nymoen: Employment behaviour in slack and tight labour markets. 34 pp.
No 26	Snorre Kverndokk, Knut Einar Rosendahl and Thomas F. Rutherford: Climate policies and induced technological change: Which to choose the carrot or the stick? 25 pp.
No 25	Olav Bjerkholt: Tracing Haavelmo's steps from Confluence Analysis to the Probability Approach. 33 pp.
No 24	Sverre A.C. Kittelsen, Guri Galtung Kjæserud and Odd Jarle Kvamme: Errors in Survey Based Quality Evaluation Variables in Efficiency Models of Primary Care Physicians. 23 pp.
No 23	Ove Wolfgang: Eco-Correlation in Acidification Scenarios. 52 pp.
No 22	Øystein Kravdal: The High Fertility of College Educated Women in Norway: An Artefact of the 'Piecemeal Approach'. 14 pp.
No 21	Yngve Willassen: On the Economics of the Optimal Fallow-Cultivation Cycle. 19 pp.
No 20	Michael Hoel: Allocating greenhouse gas emissions among countries with mobile populations. 14 pp.

A complete list of this memo-series is available in a PDF® format at:  
<http://www.oekonomi.uio.no/memo/>

# Cost-effective Abatement of Ground-level Ozone in Cities and for Larger Regions: Implications of Non-monotonicity

by

Ove Wolfgang

*Ragnar Frisch Centre for Economic Research,  
Gaustadalléen 21, 0349 Oslo, Norway*

October 29, 2001

**Abstract:** Ground-level ozone concentrations have adverse effects e.g. on human health and crops. Ozone is not emitted, but atmospheric reactions involving nitrogen oxides (NO<sub>x</sub>) and volatile organic compounds (VOCs) cause its formation. However, functions that relate precursor emissions to ozone concentrations are typically neither *convex* nor *monotonic*. Others have shown that corner solutions, where only one emission type is abated, can be cost-effective since the ozone-formation is *non-convex*. This paper shows that the *non-monotonicity* implies an even more radical abatement strategy in some cases: the optimal amount of NO<sub>x</sub> emitted can be larger than the amount emitted in no-control.

**Acknowledgements:** The Research Council of Norway and the Frisch Centre have financed my work. I am indebted to Finn R. Førsund and Rolf Golombek for valuable comments.

**Key words:** Ground-level Ozone, Cost-effective Abatement, Non-monotonicity, Transboundary Air Pollution.

**JEL classification:** Q25, H77

## 1. Introduction

Stratospheric ozone protects the earth against dangerous ultraviolet radiation from the sun. Ground-level ozone, however, is the main component in smog, and it has adverse effects on human health, animals, crops, trees and building materials (Harrison, 1996; Heyes and Schüpp, 1995). Ozone is not emitted, but atmospheric reactions involving nitrogen oxides (NO<sub>x</sub>) and volatile organic compounds (VOCs) cause its formation. However, for a given amount of VOCs, increased NO<sub>x</sub> concentrations have a declining marginal effect on ozone concentrations. This implies that functions that relate the amounts of precursor emissions, of NO<sub>x</sub> and VOCs, to ozone concentrations are *non-convex*.<sup>1</sup>

The practical relevance of different types of non-convexities are discussed in Burrows (1986), while the implications of non-convexities on cost-effective abatement policies are discussed in Repetto (1987). Repetto points out that ozone formation is non-convex in New York, and that contour curves for ozone are convex and almost parallel to the isocosts in the optimal solution. Consequently, many emission vectors are almost optimal and “corner solutions”, where only one emission type is abated, are potentially cost-effective.

This paper shows that the cost-effective abatement strategy can be even more radical in some cases. The reason is that the ozone-function not only is non-convex, it is also *non-monotonic* since increased NO<sub>x</sub> emissions give reduced ozone concentrations in some cases.<sup>2</sup> If the optimal solution also have this local property, then the optimal amount of NO<sub>x</sub> emitted is larger than amount emitted in no-control, implying negative abatement. The purpose of this paper is to

---

<sup>1</sup> Basically, a function  $f(x)$  is convex if, for any two points  $x', x''$  in the domain, the condition  $\theta f(x') + (1-\theta)f(x'') \geq f(\theta x' + (1-\theta)x'')$  is satisfied for all  $0 < \theta < 1$ . See for instance Sydsaeter and Hammond (1995) for an exact definition.

<sup>2</sup> If the value for the function  $f(x)$  always is increased when the value of  $x$  is increased, then  $f(x)$  is a monotonic (or monotonically increasing) function. See for instance Chiang (1984).

illustrate these implications of non-monotonicity formally rather than to formulate actual regulatory strategies.

In USA there has been severe problems with smog in Metropolitan areas, for instance in Los Angeles and New York. Originally ozone was thought of as a local pollutant, and controls focused on reducing hydrocarbon emissions (Farrel *et al.*, 1999), which is a type of VOC. However, ozone is the substance for which national ambient air quality standards (NAAQS), established in title I of the 1990 Clean Air Act Amendments (CAAA), is most widely violated (Repetto, 1987), and the NAAQS for ozone were violated within 27 states in 2001 (EPA, 2001). In such states, certain emission reducing technologies for stationary sources of NO<sub>x</sub> and VOCs are required by title I. In addition, VOC emissions must be reduced by 15%, compared to 1990 levels, within six years (Heninger and Shah, 1998). Some of the regulations within title I also address the long-range transport of ozone and precursors. Krolewski and Mingst (2000) provides an overview of NO<sub>x</sub> regulations in USA, while Henderson (1995) investigates the effects of the non-attainment status on air quality.

In addition to the technological controls on NO<sub>x</sub> in USA, emissions have been traded under the NO<sub>x</sub> budget (title I) among 12 states during the summer season for the last two years, while the Acid Rain Program under title IV in CAAA allows emission averaging. Emission averaging means that NO<sub>x</sub> emissions per unit electricity produced at a plant can be larger than required by the standard, as long as the average emission-factor over all plants owned by the company doesn't violate the standard.

The classic Los Angeles type of urban smog is not experienced in Europe (Harrison, 1996). Still, for 1990 emissions, the WHO health guideline criteria for ozone exposure will typically be exceeded some days over the year in many European Countries (Amann *et al.*, 1998b). The European policy towards ground-

level ozone has followed a dual track of (a) national emission ceilings for NO<sub>x</sub> and VOCs, without any trade between or within<sup>3</sup> countries, and (b) legislation on technological standards. The obligations are signed upon in protocols within the UN/ECE Convention on Long-Range Transboundary Air Pollution (LRTAP), see UN/ECE (1996, 1999a). The parties within LRTAP are well aware of the long-range transport of ozone and precursors, and the RAINS model is used to calculate cost-effective abatement policies for all Europe. See Alcamo and Hordijk (1990) for a documentation of the RAINS model (without ozone module), and Amann *et al.* (1999) for recent scenarios prepared for the convention. However, RAINS cost curves are mainly based on technological abatement strategies, and only for positive abatement. The type of effects considered in this paper is therefore ruled out in RAINS simulations. See Cofala and Syri (1998) for a documentation of NO<sub>x</sub> abatement cost curves used in the RAINS model, and Klimont *et al.* (2000) for a documentation of VOC cost curves.

The rest of this paper is organised as follows. Section 2 gives a brief overview of ground-level ozone formation, while a city model for cost-effective abatement policies, consistent with the early approach towards ground-level ozone in USA, is developed in section 3. A regional model that accounts for long-range transport of ozone and precursors is developed in section 4. Different types of cost-effective solutions are identified for both models, and implications of non-monotonicity are illustrated. Section 5 concludes the analysis.


---

<sup>3</sup> Klaassen and Nentjes (1997) did not find any evidence for trades where permissions to emit were transferred from one party to another in exchange for money within European countries. However, many European countries have used market instruments to reduce emissions (UN/ECE, 1999b).

## 2. Ground-level Ozone Formation

Ozone is not emitted, but atmospheric reactions involving NO<sub>x</sub> and VOCs cause its formation. The following illustration of ozone formation is based on Cleveland and Graedel (1979) and Heyes and Schöpp (1995).

Sunlight ( $\nu$ ) split nitrogen dioxides (NO<sub>2</sub>) into nitrogen monoxides (NO) and a single oxygen atom (O)



where  $h$  is Planck's constant. The single oxygen atom (O) reacts with a oxygen molecule (O<sub>2</sub>) and produces ozone (O<sub>3</sub>)



However, ozone reacts with nitrogen monoxides so that ozone is removed again



and a steady-state ozone concentration in a relatively unpolluted environment is given by the ratio

$$O_3 = k \frac{NO_2}{NO}, \quad (1.4)$$

where  $k$  is a constant. However, volatile organic compounds in effect competes with ozone in (1.3), so that nitrogen monoxides are transformed into nitrogen dioxides without the consumption ozone, and this leads to increased net ozone production. The ozone formation is therefore effective if there are stable concentrations of both NO<sub>x</sub> and VOCs, in addition to sunlight. On the other hand, if the concentration of NO<sub>x</sub> is large, the ozone-generating effect of VOCs is reduced. Increased NO<sub>x</sub> emissions can therefore give reduced ozone formation in cases where the initial concentration of NO<sub>x</sub> is large, see figure 1.

(Figure 1 about here).



Figure 1 is taken from Amann *et al.* (1998a). It shows typical contour curves (isopleths) for mean ozone concentrations in Europe. "Factor" 1 gives 1990 emissions for all European countries, and it is assumed that all countries reduce their emissions by 40% at factor 0.6, etc. The non-monotonic effect of NO<sub>x</sub> emissions on ground-level ozone is illustrated by the upward-sloping parts of contour-curves in the figure at the right.

Similar effects of increased NO<sub>x</sub> emissions are also reported elsewhere, for instance in Cleveland and Graedel (1979), Glasson (1981) and in van Ierland and Schmieman (1999). According to Glasson (1981) there is also considerable evidence to suggest that part of the ozone-reduction experienced in Los Angeles is caused by increased NO<sub>x</sub> emissions. For VOCs, increased emissions give increased ozone values in figure 1. However, others have found a slight non-monotonicity also for hydrocarbons (a type of VOC), see Repetto (1987). The spatial aspect is also important for ground-level ozone. For instance, increased NO emissions give reduced ozone concentrations close to the emitting source, see (1.3). However, since this produces NO<sub>2</sub>, ozone concentrations will typically increase at locations further away from the emitting source, see (1.1) and (1.2). See Cleveland and Graedel (1979) for a discussion of this subject.

### 3. The City Model

A model for reduced ground-level ozone concentrations in a city is developed in this section. Different types of cost-effective solutions, which minimise total abatement costs for NO<sub>x</sub> and VOCs, subject to a constraint on ground-level ozone, will be identified. At first it is assumed that emissions are constrained by their no-control amounts, but this assumption will be relaxed. Since a city has a limited extension and since we only consider abatement possibilities for sources within

the city, the long-range atmospheric transport of ozone and precursors between different regions are not modelled explicitly.<sup>4</sup> Others, for instance Repetto (1987) and Kim *et al.* (1998), have used similar approaches. They study ozone reductions in the New York Metropolitan region and in California's San Joaquin Valley respectively. The concentration of ground-level ozone in the city is given by

$$O_3 = f(e^{nox}, e^{voc}) \quad (2)$$

where  $e^{nox}$  and  $e^{voc}$  are emitted amounts of NOx and VOCs in the city, while  $O_3$  is the concentration of ground-level ozone.<sup>5</sup> The slopes of contour curves, which are combinations of NOx and VOC emissions such that ozone concentrations are constant, are given by

$$\left. \frac{de^{voc}}{de^{nox}} \right|_{dO_3=0} = -\frac{f_n}{f_v}, \quad (3)$$

where  $f_n$  and  $f_v$  are finite partial derivatives of the  $f$ -function with respect on  $e^{nox}$  and  $e^{voc}$  respectively. Based on figure 1, it is assumed that increased VOC emissions always give increased ozone concentrations. However, for a given amount of VOCs, increased NOx emissions are assumed to give increased ozone concentrations only if the emitted amount of NOx is smaller than a certain value,  $\beta(e^{voc})$ , which corresponds to a point where a contour curve is horizontal in figure 1. If the emitted amount of NOx is larger than  $\beta(e^{voc})$ , it is assumed that additional NOx emissions give reduced ozone concentrations, so that

$$f_v > 0, f_n \begin{cases} > 0 | e^{nox} < \beta(e^{voc}) \\ = 0 | e^{nox} = \beta(e^{voc}) \\ < 0 | e^{nox} > \beta(e^{voc}) \end{cases} . \quad (4)$$

<sup>4</sup> The specification in (2), which gives the ozone concentration, allows exogenous long-range transport. Such exogenous terms are, however, suppressed by the notation.

<sup>5</sup> Ozone concentrations can be measured in different units. See for instance Amann *et al.* (1998b) and Kim *et al.* (1998). These differences are, however, not important for the present paper.

The abatement of NOx and VOC emissions are defined by

$$\begin{aligned} r^{nox} &\equiv e_{nc}^{nox} - e^{nox} \\ r^{voc} &\equiv e_{nc}^{voc} - e^{voc}, \end{aligned} \quad (5)$$

where  $e_{nc}^{nox}, e_{nc}^{voc} > 0$  are emitted amounts of NOx and VOCs in no-control, defined by the amounts that would be emitted in a market economy in the absence of governmental controls on NOx and VOC emissions. Minimal abatement cost, over all emitting sources in the city, is given by

$$C = g(r^{nox}, r^{voc}); \quad e_{nc}^{nox} \geq r^{nox} \geq 0, \quad e_{nc}^{voc} \geq r^{voc} \geq 0, \quad (6)$$

while marginal abatement costs for NOx ( $g_n$ ) and VOCs ( $g_v$ ), which are the partial derivatives of (6) with respect on  $r^{nox}$  and  $r^{voc}$  respectively, are given by

$$g_n \begin{cases} = 0 & | & r^{nox} = 0 & \Leftrightarrow & e^{nox} = e_{nc}^{nox} \\ \in (0, \infty) & | & e_{nc}^{nox} > r^{nox} > 0 & \Leftrightarrow & 0 < e^{nox} < e_{nc}^{nox} \\ = \infty & | & r^{nox} = e_{nc}^{nox} & \Leftrightarrow & e^{nox} = 0 \end{cases}, \quad (7.1)$$

$$g_v \begin{cases} = 0 & | & r^{voc} = 0 & \Leftrightarrow & e^{voc} = e_{nc}^{voc} \\ \in (0, \infty) & | & e_{nc}^{voc} > r^{voc} > 0 & \Leftrightarrow & 0 < e^{voc} < e_{nc}^{voc} \\ = \infty & | & r^{voc} = e_{nc}^{voc} & \Leftrightarrow & e^{voc} = 0 \end{cases}. \quad (7.2)$$

It is also assumed that  $g_{nn}$  and  $g_{vv}$  are strictly positive. This implies that marginal abatement costs for NOx are increased if the abated amount of NOx increases partially, while marginal costs for VOCs are increased if VOC abatement increases. In addition, marginal abatement costs are zero for zero abatement, positive for positive abatement and infinite if the emitted amount is zero. Isocosts are combinations of NOx and VOC emissions such that abatement costs are constant, and the slope of an isocosts is given by

$$\left. \frac{de^{voc}}{de^{nox}} \right|_{dC=0} = -\frac{g_n}{g_v} \leq 0. \quad (8)$$

The cost-effective solution for reduced ground-level ozone concentrations is defined by the feasible emission vector  $(e^{nox}, e^{voc})$  that gives least costs among

those feasible emission vectors that doesn't violate the target for ground-level ozone concentrations. The optimisation problem is therefore given by

$$\begin{aligned}
& \min_{e^{nox}, e^{voc}} g(e_{nc}^{nox} - e^{nox}, e_{nc}^{voc} - e^{voc}) \\
& \text{s.t. } f(e^{nox}, e^{voc}) \leq \alpha \\
& \text{s.t. } 0 \leq e^{nox} \leq e_{nc}^{nox}, 0 \leq e^{voc} \leq e_{nc}^{voc},
\end{aligned} \tag{9}$$

where the definitions of abatement are substituted into (a) the arguments of the cost function and (b) the constraints on abatement, and  $\alpha$  is the target for ground-level ozone. The Lagrangian function is given by

$$\begin{aligned}
L = & -g(e_{nc}^{nox} - e^{nox}, e_{nc}^{voc} - e^{voc}) + \lambda(\alpha - f(e^{nox}, e^{voc})) \\
& + \mu_{upper}^{nox}(e_{nc}^{nox} - e^{nox}) + \mu_{lower}^{nox}e^{nox} \\
& + \mu_{upper}^{voc}(e_{nc}^{voc} - e^{voc}) + \mu_{lower}^{voc}e^{voc},
\end{aligned} \tag{10}$$

where  $\lambda$  is the shadow price on the ozone-restriction, while  $\mu_{upper}^{nox}, \mu_{lower}^{nox}, \mu_{upper}^{voc}, \mu_{lower}^{voc}$  are shadow prices for upper and lower restrictions on NOx and VOC emissions respectively. The first-order (Kuhn-Tucker) conditions for an optimal solution are given by<sup>6</sup>

$$g_n - \lambda f_n - \mu_{upper}^{nox} + \mu_{lower}^{nox} = 0, \tag{11.1}$$

$$g_v - \lambda f_v - \mu_{upper}^{voc} + \mu_{lower}^{voc} = 0, \tag{11.2}$$

$$\lambda(\alpha - f(e^{nox}, e^{voc})) = 0, \tag{11.3}$$

$$\mu_{upper}^{nox}(e_{nc}^{nox} - e^{nox}) = 0, \mu_{lower}^{nox}e^{nox} = 0, \tag{11.4}$$

$$\mu_{upper}^{voc}(e_{nc}^{voc} - e^{voc}) = 0, \mu_{lower}^{voc}e^{voc} = 0,$$

$$\alpha \geq f(e^{nox}, e^{voc}), e_{nc}^{nox} \geq e^{nox} \geq 0, e_{nc}^{voc} \geq e^{voc} \geq 0, \tag{11.5}$$

$$\lambda, \mu_{upper}^{nox}, \mu_{lower}^{nox}, \mu_{upper}^{voc}, \mu_{lower}^{voc} \geq 0. \tag{11.6}$$

First we consider the case where the constraint on ozone is non-binding, defined by  $\alpha > f(e^{nox}, e^{voc})$ . Then, by (11.3),  $\lambda = 0$ . Suppose  $g_n > 0$  in this case. Then, by

<sup>6</sup>See for instance Sydsaeter and Hammond (1995).

(11.1) and (11.6),  $\mu_{upper}^{nox} > 0$ , and then  $e^{nox} = e_{nc}^{nox}$  by (11.4). But this is a contradiction since (7.1) implies  $e^{nox} < e_{nc}^{nox}$  when  $g_n > 0$ . Consequently,  $\lambda = 0$  implies  $g_n = 0$  and  $e^{nox} = e_{nc}^{nox}$  from (7.1). By symmetry, VOC emissions are also equal to no-control values if  $\lambda = 0$ . Obviously, resources are not spent on reducing emissions if the emitted amounts in no-control gives ozone-concentrations that doesn't exceed the targeted amount.

In the following it is assumed that no-control emissions violates the restriction on ozone concentration. Consequently,  $\lambda > 0$  and, by (11.3),  $\alpha = f(e^{nox}, e^{voc})$ . It is also assumed that *some* amounts of both NOx and VOCs can be emitted without violation of the restriction.<sup>7</sup> The *optimal* solution is also characterised by strictly positive emitted amounts since marginal abatement costs for a substance is infinite if the emitted amount is zero<sup>8</sup>, and by (11.4) this implies  $\mu_{lower}^{nox} = \mu_{lower}^{voc} = 0$ . Also, since  $f_v > 0$ , it follows from (11.2) and (11.6) that  $g_v > 0$ , implying  $e^{voc} < e_{nc}^{voc}$  from (7.2), which in turn imply  $\mu_{upper}^{voc} = 0$  from (11.4). In total, the first order conditions can be simplified to

$$g_n - \lambda f_n - \mu_{upper}^{nox} = 0, \quad (12.1)$$

$$g_v - \lambda f_v = 0, \quad (12.2)$$

$$\alpha = f(e^{nox}, e^{voc}), \quad \lambda > 0, \quad (12.3)$$

$$\mu_{upper}^{nox} (e_{nc}^{nox} - e^{nox}) = 0, \quad (12.4)$$

$$\mu_{upper}^{nox} \geq 0, e_{nc}^{nox} - e^{nox} \geq 0. \quad (12.5)$$

<sup>7</sup> In the 1980s, several states in the Northeastern USA recognised that it was impossible for them to attain the ozone standard with in-state controls alone (Farrell *et al.*, 1999).

<sup>8</sup> Suppose that zero NOx is emitted in the optimal solution. Then  $g_n$  is infinite by (7.1) and  $\mu_{upper}^{nox} = 0$  by (11.4). Then, by (11.1),  $\lambda f_n = \infty$ . Since  $f_n$  by assumption only takes finite numbers,  $\lambda$  must be infinite. Then, by (11.2),  $g_v$  must be infinite also (the lower constraint can also be positive, but then the emitted amount is zero and  $g_v$  is infinite), implying zero VOC emissions from (7.2). But in this case both NOx and VOC emissions are zero in the optimal solution, and this contradicts the assumption that some amounts of NOx and VOCs can be emitted without violation of the restriction.

First we consider the case where  $\mu_{upper}^{nox} = 0$ . By (12.1) and (12.2) the optimal solution satisfies

$$-\frac{g_n}{g_v} = -\frac{f_n}{f_v}, \quad (13)$$

in this case, and, by (3) and (8), this implies that an isocost and a contour curve for ozone are tangents to each other. This is a standard finding in economics: relative costs are balanced against relative benefits in the optimal solution. Also, by (12.3), the value of the contour curve for ozone that goes through the optimal point is the targeted amount of ozone. Figure 2 illustrates the optimal solution. Isocosts take increasing values from no-control towards the origin, while contour curves take increasing values upwards. The vector  $(e^{nox*}, e^{voc*})$  gives the cost-effective solution.

(Figure 2 about here).

In figure 2, both NOx and VOCs are abated in the optimal solution. It has been shown that VOC abatement always is strictly positive. However, the abated amount of NOx in the optimal solution can be equal to zero even if  $\mu_{upper}^{nox} = 0$ . In that case,  $e^{nox} = e_{nc}^{nox}$  such that  $g_n=0$  by (7.1). But then, by (12.1),  $f_n$  must be zero too. This is a special case where the slope of the contour curve for ozone for the value  $\alpha$  by coincidence is equal to zero exactly at  $e_{nc}^{nox}$ , see figure 3.

(Figure 3 about here).

Now we consider the case where  $\mu_{upper}^{nox} > 0$ . By (12.4) this implies  $e^{nox} = e_{nc}^{nox}$ , and  $g_n=0$  by (7.1). In this case, the abated amount of VOCs in the optimal solution is given implicit by  $\alpha = f(e_{nc}^{nox}, e^{voc})$ . In addition, by (12.1),  $f_n < 0$  since  $g_n=0$  and  $\lambda, \mu_{upper}^{nox} > 0$ . Therefore, from (3), the optimal solution is located on the upward-sloping part of the contour curve for ozone. This case is illustrated in figure 4.

(Figure 4 about here).

The intuition for this result is that costs are increased if we slide down the contour curve for ozone from the optimal point in figure 4, while positions to the right for the optimal point are out of the domain for the cost function. The corner solutions for abatement, illustrated in figures 3 and 4, are possible only because the ozone function is non-convex.<sup>9</sup> Consequently, this analysis supports the informal argument in Repetto (1987): corner-solutions can be optimal as a consequence of the non-convex ozone-function.

However, in Wolfgang (1999) it is shown that it is incorrect to restrict emissions by their no-control values. Firstly, it is obviously technological *feasible* for a firm to emit more than the amounts that are optimal in the absence of

---

<sup>9</sup> See footnote 1 for the definition of a convex function. Let  $x'$  and  $x''$  be two points on the contour curve for ozone for the value of the constraint. Then  $f(x') = f(x'') = \alpha = \theta f(x') + (1-\theta)f(x'')$ . A straight line between two points on the contour curve, for instance in figure 4, gives larger values for ozone since contour curves are convex and increasing upwards. This implies that  $\theta f(x') + (1-\theta)f(x'') < f(\theta x' + (1-\theta)x'')$ , so that the ozone-function is non-convex in this domain. However, consider a hypothetical case where the ozone-function is strictly convex in the whole domain. In this case contour curves must be concave. We also assume that increased NOx emissions gives a partial increase in ozone for low NOx concentrations. The contour curves are therefore falling in their whole domain in this hypothetical case. Suppose now that the optimal amount of NOx emissions is equal to the no-control value in this hypothetical case. Then, since the contour curves for ozone are falling and isocosts are horizontal at no-control emissions for NOx, the contour curve for the value of the constraint crosses an isocost from above in the optimal solution. Consequently, there exist points in-between the isocost and the contour curve that gives fewer costs and less ozone concentrations than the optimal solution, and this is a contradiction. This implies that, given the assumptions about the cost function and the partial effect of increased NOx

governmental controls. Secondly, it can be *optimal* for a profit maximising firm to emit an amount larger than no-control if emissions taxes are negative. From a social point of view negative abatement and emission subsidies are contra-intuitive for most cases. However, in the case of non-monotonic pollution functions, the emitted amounts in the optimal solution can be larger than no-control. It is easy to see this if we prolong the isocost in figure 4 by imagination such that it crosses the contour curve for ozone. Clearly, locations in-between the imaginary line-segment and the contour curve gives less abatement costs and smaller ozone concentrations, compared to the point where the curves cross each other. The optimal amount of NOx emitted is therefore larger than the no-control value in that case.

The restrictions on maximum emissions are dropped in the following. Also, since the global minimum for abatement costs by construction must be located at the no-control emission vector, marginal abatement costs are assumed to be negative for negative abatement. See Wolfgang (1999) for a discussion. In total, marginal abatement costs are assumed to take the same sign as the abated amount so that<sup>10</sup>

$$\begin{aligned} \text{sign}(g_n) &= \text{sign}(e_{nc}^{nox} - e^{nox}) \\ \text{sign}(g_v) &= \text{sign}(e_{nc}^{voc} - e^{voc}). \end{aligned} \tag{14}$$

The new first order condition for NOx is given by

$$g_n - \lambda f_n = 0, \tag{15}$$

and all optimal solutions satisfies (13) and (12.3). Suppose that the optimal solution is located on the upward-sloping part of the contour curve for ozone, implying

---

emissions at low NOx concentrations, corner solutions for abatement are possible only if the ozone-function is non-convex.

<sup>10</sup> An alternative formulation is

$$\begin{aligned} g_n > 0 &\Leftrightarrow e^{nox} < e_{nc}^{nox}, g_n = 0 \Leftrightarrow e^{nox} = e_{nc}^{nox}, g_n < 0 \Leftrightarrow e^{nox} > e_{nc}^{nox}, \\ g_v > 0 &\Leftrightarrow e^{voc} < e_{nc}^{voc}, g_v = 0 \Leftrightarrow e^{voc} = e_{nc}^{voc}, g_v < 0 \Leftrightarrow e^{voc} > e_{nc}^{voc}. \end{aligned}$$



$f_n < 0$  from (3). Then, by (15),  $g_n < 0$ , and from (14) it follows that  $e^{nox} > e_{nc}^{nox}$ .

Consequently, if the optimal solution is located on the upward-sloping part of the contour curve, the amount of NOx emitted in the optimal solution is larger than the no-control value. This case is illustrated in figure 5.

(Figure 5 about here).

In the optimal solution, the isocost and the contour curve for ozone are tangents to each other, and the amount of ozone is exactly the targeted amount. These necessary conditions for optimality are, however, not sufficient for optimality. But if, in addition, the Lagrangian function is concave over the whole domain, then a stationary point for the Lagrangian function is an optimal solution, see Sydsaeter and Hammond (1995). The condition for local maximum is less strict: if the bordered Hessian matrix is positive at the stationary point under consideration, then this is a local maximum. Figure 6 illustrates cases where the necessary conditions for cost minimisation are satisfied even though the stationary points fail to be optimal solutions.

(Figure 6 about here.)

The diamond on the right-hand side in figure 6 is a local cost-minimum. However, the circle at the left gives fewer costs and smaller ozone concentrations. The diamond on the bottom of the contour curve for ozone shows a local cost-maximum since locations in-between the isocost and the contour curve for ozone, in the close neighbourhood of that point, gives fewer costs and smaller ozone concentrations.

## 4. The Regional Model

In this section, a model for reduced ground-level ozone concentrations at several locations within a large region is developed. A cost-effective solution minimises total abatement costs in the region, subject to the constraints on ground-level ozone at all locations under consideration. Obviously, the atmospheric transport of substances must be accounted for in this model. Models for cost-effective abatement policies that account for ozone formation and atmospheric transport of precursors have also been used by others, see for instance Amann *et al.* (1998a) and van Ierland and Schmieman (1999).

Suppose there are  $n$  emitters in total (the units can for instance be states in USA and countries in Europe), while there are restrictions on ozone concentrations at  $m$  locations. Let the index and set of emitters be  $i$  and  $I$  respectively, such that  $i \in I = \{1, \dots, n\}$ , and let the index and set of locations be  $j$  and  $J$  respectively, such that  $j \in J = \{1, \dots, m\}$ . The cost-effective solution for this problem minimise the sum of abatement costs, subject to the constraints on ground-level ozone concentrations,

$$\begin{aligned} \min_{e_i^{nox}, e_i^{voc}} \sum_{i \in I} g_i(e_{nc\ i}^{nox} - e_i^{nox}, e_{nc\ i}^{voc} - e_i^{voc}) \\ \text{s.t. } f_j(e_1^{nox}, e_1^{voc}, \dots, e_n^{nox}, e_n^{voc}) \leq \alpha_j, \quad j = \{1, \dots, m\}, \end{aligned} \quad (16)$$

where  $g_i$  is the cost function for emitter  $i$ ,  $e_{nc\ i}^{nox}$  and  $e_{nc\ i}^{voc}$  are strictly positive no-control emissions of NOx and VOCs respectively for emitter  $i$ ,  $e_i^{nox}$  and  $e_i^{voc}$  are actual emissions,  $f_j$  is the ozone function for location  $j$ , and  $\alpha_j > 0$  is the restriction on the ozone concentration at location  $j$ . First order conditions for NOx and VOCs for an emitter are given by

$$g_{n_i} = \sum_{j \in J} \lambda_j f_{n_i}^j, \quad (17.1)$$

$$g_{v_i} = \sum_{j \in J} \lambda_j f_{v_i}^j, \quad (17.2)$$

where  $g_{n_i}$ ,  $g_{v_i}$  are marginal abatement costs for NOx and VOCs for emitter  $i$ , and  $f_{n_i}^j$ ,  $f_{v_i}^j$  are partial derivatives of the ozone function for location  $j$  with respect on emitter  $i$ 's NOx and VOC emissions respectively,<sup>11</sup> and the shadow prices on ozone restrictions at various locations are given by  $\lambda_j \geq 0$ . It is assumed that the partial derivatives of the cost functions satisfies

$$\begin{aligned} \text{sign}(g_{n_i}) &= \text{sign}(e_{nc\ i}^{nox} - e_i^{nox}) \\ \text{sign}(g_{v_i}) &= \text{sign}(e_{nc\ i}^{voc} - e_i^{voc}) \end{aligned} \quad (18)$$

cf. equation (14).

For locations sufficiently remote from the emitter under consideration, it is assumed that the partial derivatives of the corresponding ozone-functions, with respect on NOx and VOC emissions from this particular emitter, is zero. However, for the remaining locations it is assumed that  $f_{v_i}^j > 0$  while  $f_{n_i}^j$  can take both signs. If all binding constraints on ozone concentrations are sufficiently remote from the emitter under consideration, then, by (17.1), (17.2) and (18), emitted amounts in the optimal solution are given by no-control values for that emitter. In the following it is assumed that all emitters are sufficiently close to influence the concentration of NOx, VOCs and ozone in at least one location  $j$  where  $\lambda_j > 0$ . Then, by (17.2),  $g_{v_i} > 0$ , and by (18),  $e_i^{voc} < e_{nc\ i}^{voc}$ . This means that the emitted amount of VOCs in the optimal solution is less than the no-control value for every emitter.

---

<sup>11</sup> The intended interpretation of the units in  $l$  in this paper is European countries or states in USA. The analysis could, however, easily be generalised to account for the specific location for every emitting source. Little is gained by this in the present paper, and that generalisation would also require an investigation of special cases where single sources emit either NOx or VOCs or both in no-control, and the analysis would be somewhat unfocused. The emitting units are countries in the RAINS model too.

The sign of the right-hand side in (17.1) is ambiguous since  $f_{n_i}^j$  can take both signs. If increased NOx emissions from a particular emitter give increased ozone concentrations at some locations, and the shadow prices for ozone are large enough for these locations, then the right-hand side in (17.1) is strictly positive, implying  $g_{n_i} > 0$  and  $e_i^{nox} < e_{nc\ i}^{nox}$  by (18). However, if increased NOx emissions for the emitter under consideration give reduced ozone concentrations at locations where the shadow prices for ozone are large, so that the right-hand side in (17.1) is negative, then  $g_{n_i} < 0$  and  $e_i^{nox} > e_{nc\ i}^{nox}$  by (18). Consequently, the amount of NOx emitted is larger than the no-control value if the sum of the  $\lambda$ -weighted marginal effects of increased NOx emissions on ozone concentrations is negative, and vice versa. Since the right-hand sides in (17.1) and (17.2) are emitter-specific, the optimal solution can be characterised by reduced NOx emissions (compared to no-control) for some emitters while emissions are increased for other emitters. Also, negative abatement for NOx is most likely to occur for emitters that are close to high-NOx areas where increased NOx concentrations gives reduced ozone concentrations. The reason is that an emitter has relatively larger influence on NOx concentrations at locations close to the emitter compared to locations far away.

Figures 2, 3 and 5 illustrate optimal solutions also for the regional model if the label " $O_3 = \alpha$ " is replaced by the function

$$W_i = \sum_{j \in J} \lambda_j^* f_j \left( e_1^{nox*}, e_1^{voc*}, \dots, e_i^{nox}, e_i^{voc}, \dots, e_n^{nox*}, e_n^{voc*} \right), \quad (19)$$

where each variable in the vector  $\left( \lambda_{j \in J}^*, e_{k \in I}^{nox*}, e_{k \in I}^{voc*} \right)$  is the optimal solution for the variables in the corresponding vector  $\left( \lambda_{j \in J}, e_{k \in I}^{nox}, e_{k \in I}^{voc} \right)$ . Equation (19) can, somewhat inaccurately, be interpreted as the value of ground-level ozone concentrations in the optimal solution, as a function of the emitted amounts for emitter  $i$ . The right-

hand side in (17.1) divided by the right-hand side in (17.2), multiplied by  $-1$ , gives the slope of a contour curve for the  $W_i$ -function. Consequently, in an optimal solution, the isocost curve for an emitter  $i$  has the same slope as a contour curve for the  $W_i$ -function.

## 5. Conclusions

Others have studied implications of *non-convexities* in ozone formation, and it is indicated that corner solutions for abatement are potentially cost-effective. The purpose of this paper has been to illustrate implications of *non-monotonicity* in ozone formation, rather than to formulate actual regulatory strategies. Two models for cost-effective reductions of ground-level ozone have been developed in this paper: a city model and a regional model. However, both models gave the same kinds of cost-effective solutions.

The main findings in this paper are as follows. The optimal amount of VOC emitted is less than the no-control value in the city model. For NO<sub>x</sub>, however, the emitted amount in the optimal solution is less than the no-control value only if the optimal solution is located on the downward-sloping part of the contour curve for ozone. If, on the other hand, the optimal solution is located on the upward-sloping part of the contour curve, the optimal amount of NO<sub>x</sub> emitted is larger than the no-control value. In the regional model, VOC abatement is strictly positive for every emitter, while NO<sub>x</sub> abatement is strictly positive for a particular emitter if the contour curve for the “ozone-value function” is downward-sloping for this emitter in the optimal solution. If, on the other hand, the contour curve for the “ozone-value function” is upward-sloping for a particular emitter, then the emitted amount of NO<sub>x</sub> is larger than the no-control value for this emitter.

It would be trivial to extend the model in this paper and show that the optimal emission vector in principle can be implemented by appropriate emission

taxes under standard assumptions. If the optimal amount of NO<sub>x</sub> emitted is larger than no-control for a unit (country or state), then the optimal emission tax for NO<sub>x</sub> is negative for this unit. For the regional model, such emission taxes must be emitter-specific, for instance country- or state-specific, while only one NO<sub>x</sub> tax rate and one VOC tax rate is required for the city model. If the deposition pattern differs substantially for sources within a country, then the optimal tax structure must of course account for these differences too.

The assumption that marginal abatement costs are zero if the abated amount of the substance under consideration is zero, is important for the outcomes of the analysis. If something else is assumed, then negative abatement does not necessarily imply an optimal solution on the upward-sloping part of the contour curve for ozone, and vice versa. However, unless negative abatement is ruled by an inaccurate assumption, the optimal solution for NO<sub>x</sub> emissions can in general be larger than the emitted amount in no-control.

Both NO<sub>x</sub> and VOC emissions have other adverse effects than the formation of ground-level ozone. For instance, NO<sub>x</sub> emissions have influence on acidification, eutrophication and on the densities of fine particles (Lükewille *et al.*, 2001). In principle, a cost-effective policy must account for all environmental effects and constraints. Positive NO<sub>x</sub> abatement can therefore be optimal when all environmental constraints are accounted for, even if negative NO<sub>x</sub> abatement is optimal in a particular optimisation that only accounts for the constraints on ground-level ozone. Still, the targets for ground-level ozone may dominate the optimal abatement strategies, at least for some emitters.

Suppose, however, that the optimal amount of NO<sub>x</sub> emitted is larger than the no-control value for the short-run target, but less than no-control value for the long-run target. Suppose also that there are additional cost elements for *changed*

emissions due to frictions in the economy. In this case, the optimal dynamic control of NO<sub>x</sub> emissions may imply positive NO<sub>x</sub> abatement even in the short-run.

## References

- Alcamo, J., R. Shaw, and L. Hordijk (eds.) (1990), *The Rains Model of Acidification*. Dordrecht: Kluwer Academic Publishers.
- Amann, M., I. Bertok, J. Cofala, F. Gyarmas, C. Heyes, Z. Klimont, M. Makowski, W. Schöpp, and S. Syri (1998a), 'Cost-effective Control of Acidification and Ground-Level Ozone'. Fourth Interim Report to the European Commission, DG-XI, IIASA, Laxenburg, Austria.
- Amann, M., I. Bertok, J. Cofala, F. Gyarmas, C. Heyes, Z. Klimont, M. Makowski, W. Schöpp, and S. Syri (1998b), 'Emission Reduction Scenarios to Control Acidification, Eutrophication and Ground-level Ozone in Europe', Report prepared for the 22<sup>nd</sup> Meeting of the UN/ECE Task Force on Integrated Assessment Modelling, IIASA, Laxenburg, Austria.
- Amann, M., I. Bertok, J. Cofala, F. Gyarmas, C. Heyes, Z. Klimont, M. Makowski, W. Schöpp, and S. Syri (1999), 'Sensitivity Analyses for a Central Scenario to Control Acidification, Eutrophication and Ground-level Ozone in Europe', Report prepared for the 23<sup>rd</sup> Meeting of the UN/ECE Task Force on Integrated Assessment Modelling, IIASA, Laxenburg, Austria.
- Burrows, P. (1986), 'Nonconvexity Induced by External Costs on Production: Theoretical Curio or Policy Dilemma?', *Journal of Environmental Economics and Management* **13**, 101-128.
- Chiang, A. C. (1984), *Fundamental Methods of Mathematical Economics*, Singapore: McGraw-Hill Book Co.
- Cleveland, W. S., and T. E. Graedel (1979), 'Photochemical Air Pollution in the Northeast United States', *Science*, Vol. **204**, No. 4399, 22 June 1979, 1273-1278.

- Cofala, J. and S. Syri (1998), 'Nitrogen oxides emissions, abatement technologies and related costs for Europe in the RAINS model database', IR-98-88, IIASA, Laxenburg, Austria.
- EPA (2001), 'Green Book: Nonattainment Areas for Criteria Pollutants', <http://www.epa.gov/oar/oaqps/greenbk/anay.html>.
- Farrell, A., R. Carter, R. Raufer (1999), 'The NO<sub>x</sub> Budget: market-based control of tropospheric ozone in the northeastern United States', *Resource and Energy Economics* **21**, 103-124.
- Glasson, W. A. (1981), 'Smog Chamber Simulation of Los Angeles Pollutant Transport', *Journal of the Air Pollution Control Association* **31**(5), 648-650.
- Harrison, R. (ed.) (1996), *Pollution: Causes, Effects, and Control*, UK: The Royal Society of Chemistry.
- Henderson, V. (1995), 'Effects of Air Quality Regulation', NBER working paper No. 5118.
- Heninger, B. T., and F. A. Shah (1998), 'Control of Stationary and Mobile Source Air Pollution: Reducing Emissions of Hydrocarbons for Ozone Abatement in Connecticut', *Land Economics* **74**(4), 497-513.
- Heyes, C., and W. Schöpp (1995), 'Towards a simplified model to describe ozone formation in Europe', WP-95-35, IIASA, Laxenburg, Austria.
- Ierland, E. C. van, and E. C. Schmieman (1999), 'Sustainability and Joint Abatement Strategies under Multiple Pollutants and Multiple Targets: The Case of Tropospheric Ozone and Acidification in Europe', in J. Köhn, J. Gowdy, F. Hinterberger and J. van der Straaten (1999), *Sustainability in Question: the search for a conceptual framework*, Massachusetts, USA: Edward Elgar Publishing, Inc.

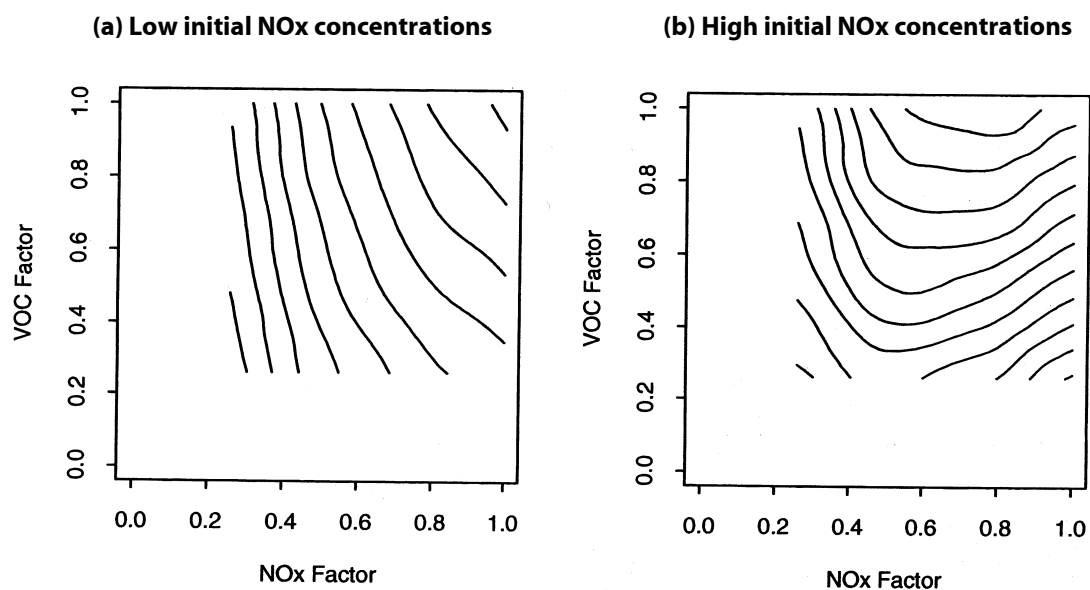


- Kim, H. J., G. E. Helfand, and R. E. Howitt (1998), 'An Economic Analysis of Ozone Control in California's San Joaquin Valley', *Journal of Agricultural and Resource Economics* **23**(1), 55-70.
- Klaassen, G. A. J. and A. Nentjes (1997), 'Creating Markets for Air Pollution Control in Europe and the USA', *Environmental and Resource Economics* **10**, 125-146.
- Klimont, Z., M. Amann, J. Cofala (2000), 'Estimating Costs for Controlling Emissions of Volatile Organic Compounds (VOC) from Stationary Sources in Europe', IR-00-51, IIASA, Laxenburg, Austria.
- Krolewski, M. J., and A. S. Mingst (2000), 'Recent NO<sub>x</sub> Reduction Efforts: An Overview', ICAC Forum 2000, Clean Air Market Division, Office of Atmospheric Programs, U.S. EPA, Washington, D.C.
- Lükewille, A., I. Bertok, M. Amann, J. Cofala, F. Gyarfas, C. Heyes, N. Karvosenoja, Z. Klimont, and W. Schöpp (2001), 'A Framework to Estimate the Potential and Costs for the Control of Fine Particulate Emissions in Europe', IR-01-023, IIASA, Laxenburg, Austria.
- Repetto, R. (1987), 'The Policy Implications of Non-convex Environmental Damages: A Smog Control Case Study', *Journal of Environmental Economics and Management* **14**, 13-29.
- Sydseater, K. and P. J. Hammond (1995), *Mathematics for Economic Analysis*, New Jersey: Prentice-Hall, Inc.
- UN/ECE (1996), *1979 Convention on Long-Range Transboundary Air Pollution*, New York and Geneva: United Nations Publications.
- UN/ECE (1999a), 'Protocol to the Convention on Long-Range Transboundary Air Pollution to abate acidification, eutrophication and ground-level ozone', available at <http://www.unece.org/env/lrtap/welcome.html>.

UN/ECE (1999b), 'Review of experience in applying economic instruments to the abatement of nitrogen oxides, sulphur dioxide, volatile organic compounds and ammonia', Convention on long-range transboundary air pollution. Task force on economic aspects of abatement strategies. Third draft. Prepared by the secretariat with assistance.

Wolfgang, O. (1999), 'Reflections on Abatement Modelling', Memorandum No. 34/99, Department of Economics, University of Oslo, Norway.

Figure 1: Typical patterns of ozone behaviour in Europe.



Source: Amann et al. (1998a).

The explaining text after (a) and (b) is added.

Figure 2: Strictly positive abatement in a cost-effective solution.

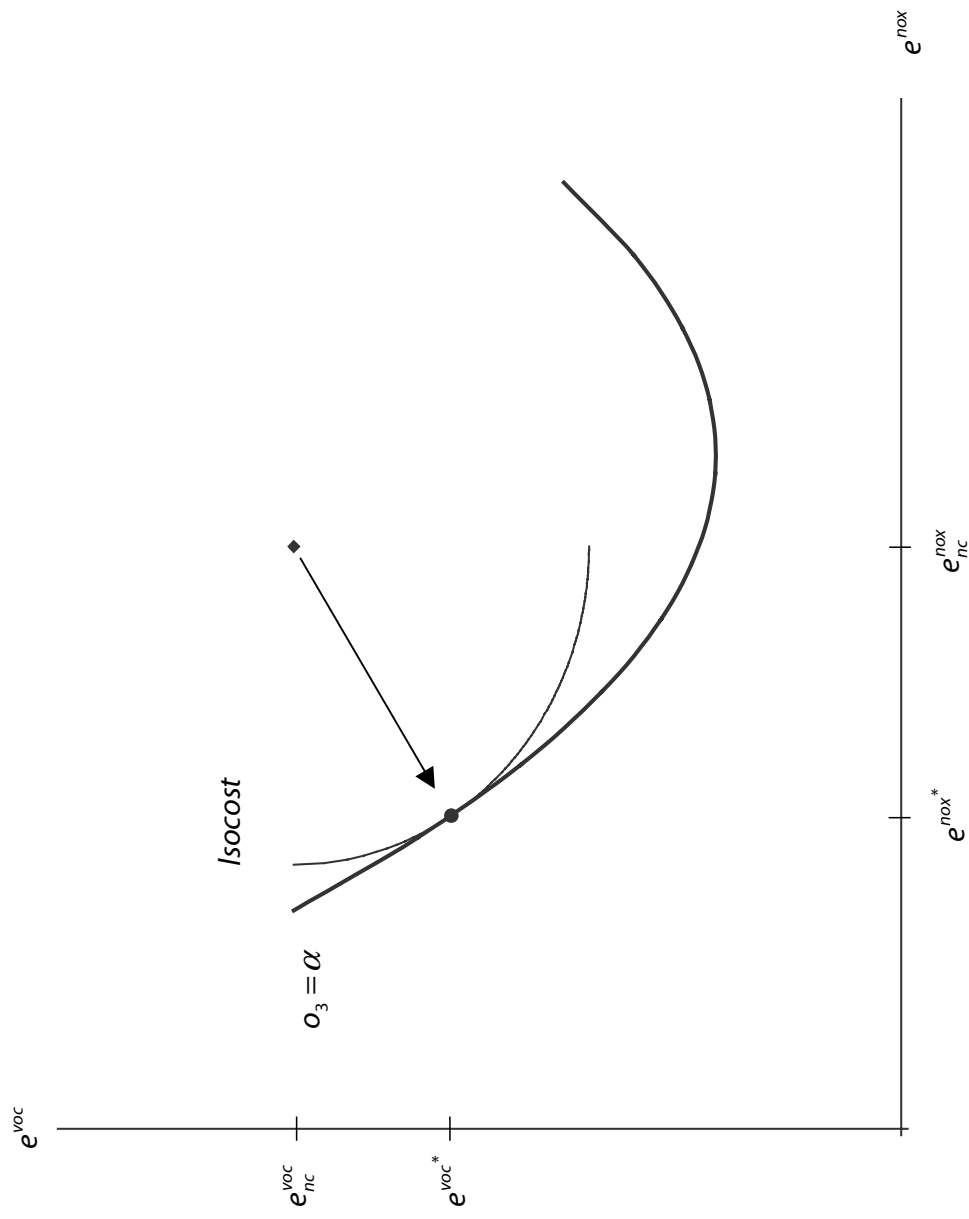


Figure 3: Zero abatement for NOx in a special case where the contour curve for ozone for the value of the constraint by coincidence is horizontal exactly at the no-control amount for NOx.

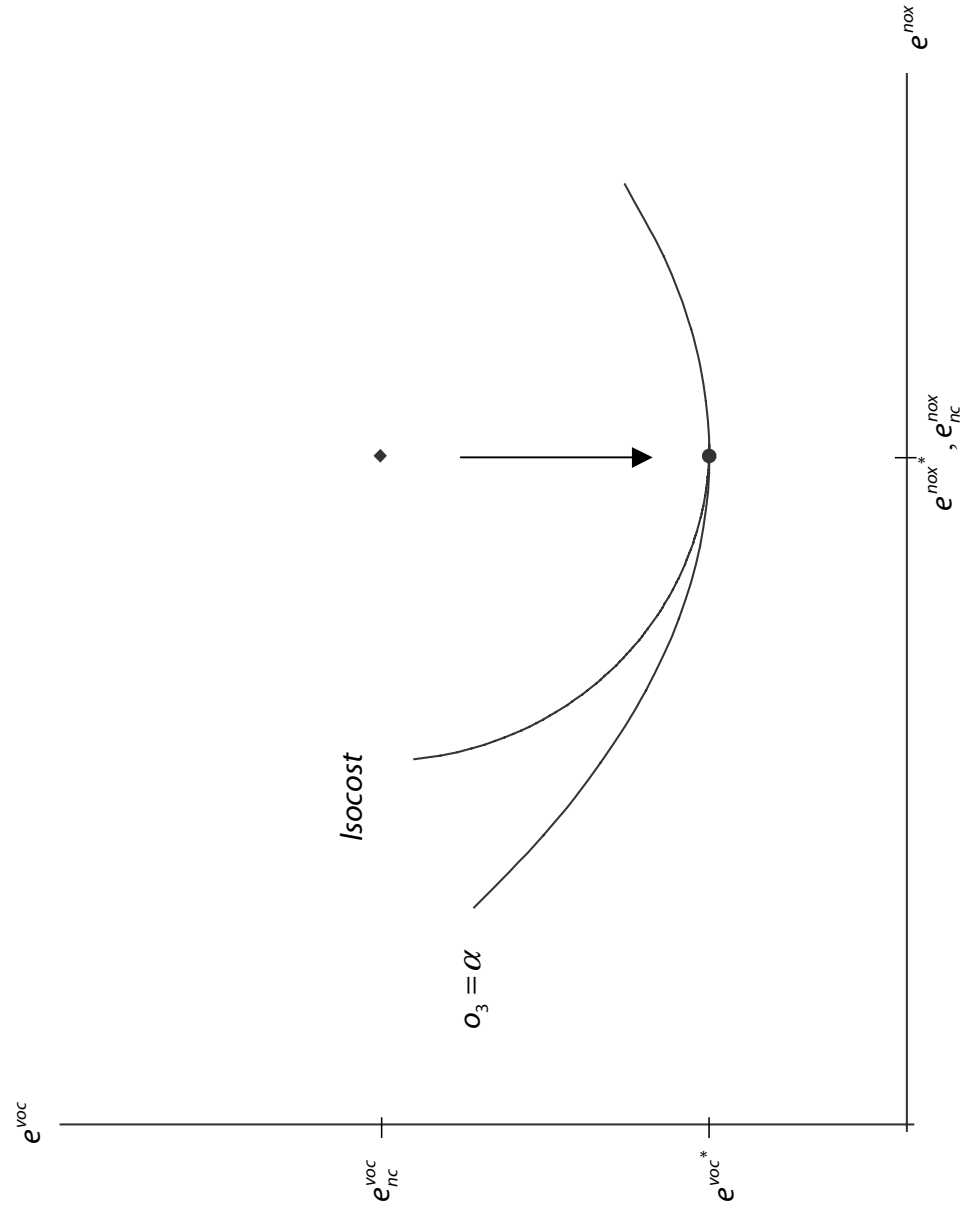


Figure 4: Corner solution for NOx abatement when the upper constraint for NOx emissions is binding.

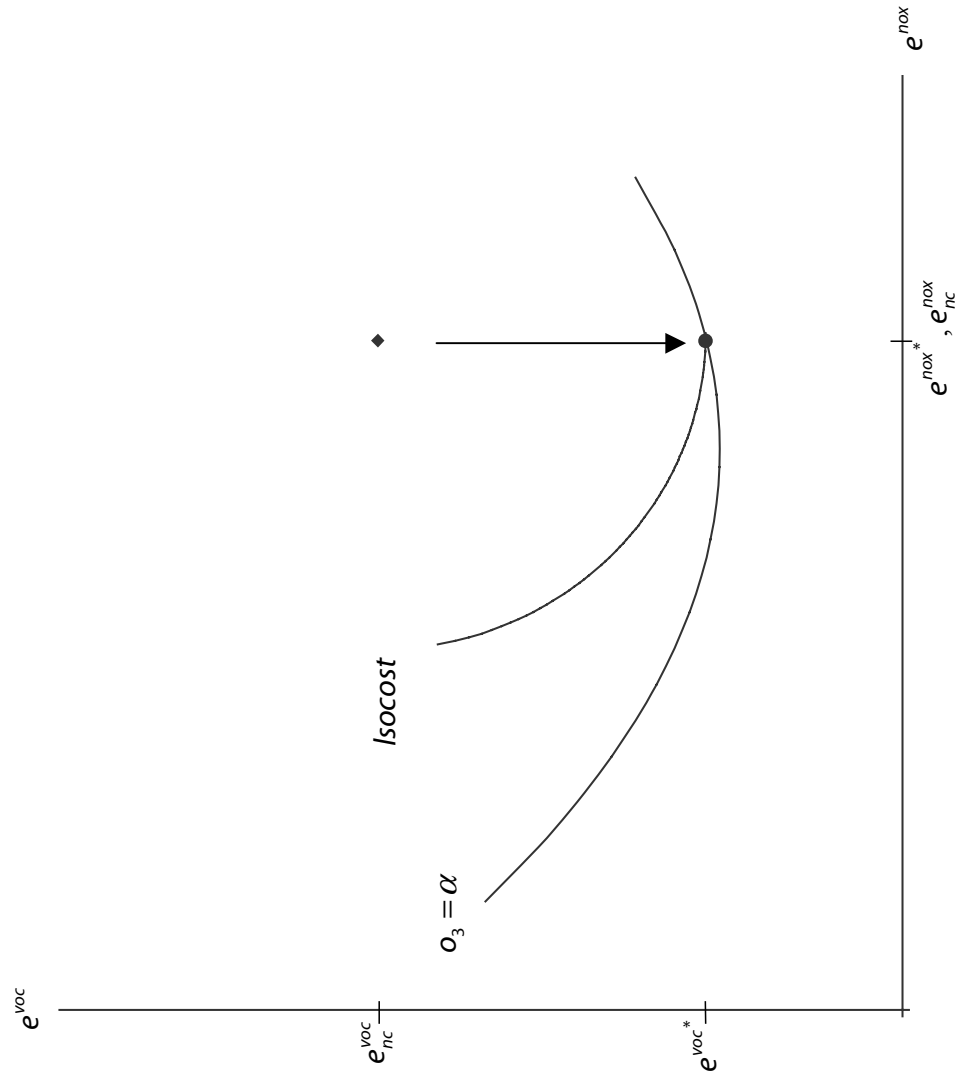


Figure 5: An optimal solution on the upward-sloping part of the contour curve for ozone implies negative NOx abatement.

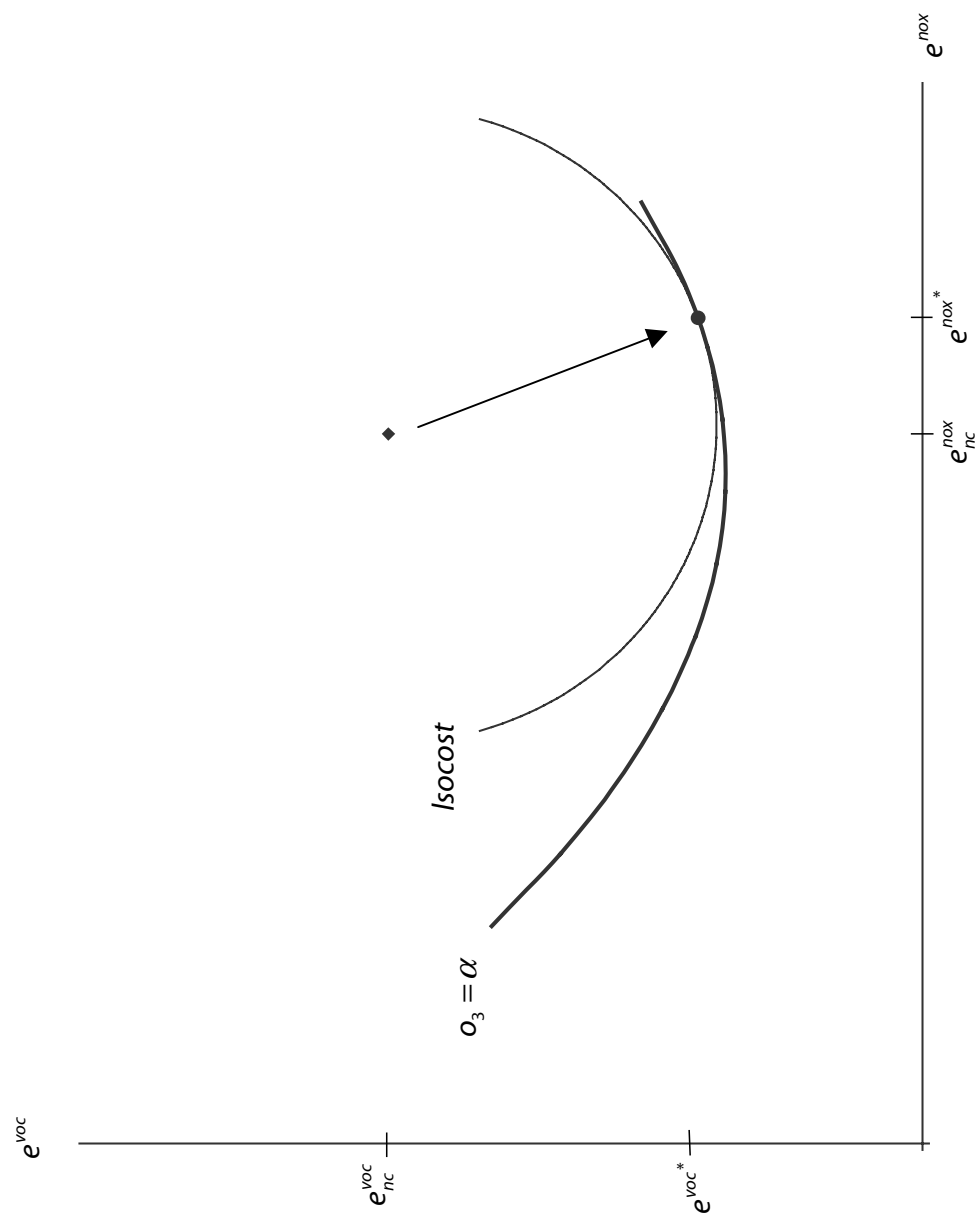


Figure 6: Cases where stationary points fail to be cost-effective solutions.

