

Bartolini, Leonardo; Prati, Alessandro

Working Paper

The execution of monetary policy: A tale of two central banks

Staff Report, No. 165

Provided in Cooperation with:
Federal Reserve Bank of New York

Suggested Citation: Bartolini, Leonardo; Prati, Alessandro (2003) : The execution of monetary policy: A tale of two central banks, Staff Report, No. 165, Federal Reserve Bank of New York, New York, NY

This Version is available at:

<https://hdl.handle.net/10419/60624>

Standard-Nutzungsbedingungen:

Die Dokumente auf EconStor dürfen zu eigenen wissenschaftlichen Zwecken und zum Privatgebrauch gespeichert und kopiert werden.

Sie dürfen die Dokumente nicht für öffentliche oder kommerzielle Zwecke vervielfältigen, öffentlich ausstellen, öffentlich zugänglich machen, vertreiben oder anderweitig nutzen.

Sofern die Verfasser die Dokumente unter Open-Content-Lizenzen (insbesondere CC-Lizenzen) zur Verfügung gestellt haben sollten, gelten abweichend von diesen Nutzungsbedingungen die in der dort genannten Lizenz gewährten Nutzungsrechte.

Terms of use:

Documents in EconStor may be saved and copied for your personal and scholarly purposes.

You are not to copy documents for public or commercial purposes, to exhibit the documents publicly, to make them publicly available on the internet, or to distribute or otherwise use the documents in public.

If the documents have been made available under an Open Content Licence (especially Creative Commons Licences), you may exercise further usage rights as specified in the indicated licence.

Federal Reserve Bank of New York
Staff Reports

The Execution of Monetary Policy:
A Tale of Two Central Banks

Leonardo Bartolini
Alessandro Prati

Staff Report no. 165
April 2003

This paper presents preliminary findings and is being distributed to economists and other interested readers solely to stimulate discussion and elicit comments. The views expressed in the paper are those of the authors and are not necessarily reflective of views at the Federal Reserve Bank of New York or the Federal Reserve System. Any errors or omissions are the responsibility of the authors.

The Execution of Monetary Policy: A Tale of Two Central Banks

Leonardo Bartolini and Alessandro Prati

Federal Reserve Bank of New York Staff Reports, no. 165

April 2003

JEL classification: E43, E52, E58

Abstract

The Eurosystem and the U.S. Federal Reserve System follow quite different approaches to the execution of monetary policy. The former institution adopts a “hands-off” approach that largely delegates to depository institutions the task of stabilizing their own liquidity at high frequency. The latter institution follows a much more “hands-on” approach involving daily intervention to fine-tune the liquidity of the banking system. We review the implications of these contrasting approaches, focusing on their impact on the high-frequency behavior of very short-term interest rates. We also examine interest rate behavior following the Y2K date change and the 9/11/2001 crisis—events that required the two central banks to deviate significantly from their customary style of liquidity management. We find that, despite differences in operational framework, certain elements of the institutions’ styles of day-to-day intervention have caused very short-term interest rates to behave similarly in the euro area and the United States. Significantly, during periods of anticipated or actual crisis, the two institutions have acted very much alike in managing the liquidity of the interbank market in response to shocks.

Bartolini: Research and Market Analysis Group, Federal Reserve Bank of New York (e-mail: leo.bartolini@ny.frb.org); Prati: Research Department, International Monetary Fund (e-mail: Aprati@imf.org). This paper was presented at the 37th Panel Meeting of *Economic Policy*, held in Athens, Greece, on April 11-12, 2003. The authors thank Raymond Guiteras and Mychal Campos for excellent research assistance and Ulrich Bindseil and two referees for useful comments. The views expressed in the paper are those of the authors and do not necessarily reflect those of the Federal Reserve Bank of New York, the Federal Reserve System, or the International Monetary Fund.

1. Introduction

Since the launch of European Monetary Union in January 1999, the central banks of the world's two largest economies—the European System of Central Banks and the U.S. Federal Reserve—have pursued distinct approaches to the execution of monetary policy: a “hands-off” approach for the Eurosystem, centered on delegating to depository institutions the task of managing their own liquidity on a day-to-day basis; and a “hands-on” approach for the Fed, centered on active involvement in the provision of the “right” amount of liquidity to markets. Specifically, the Eurosystem has adopted a framework for monetary policy execution involving:

- a key role for reserve requirements in inducing banks to manage liquidity and stabilize short-term interest rates independently of central bank action;
- an important role for marginal borrowing/deposit facilities, operated at the initiative of banks, in providing liquidity to banks in response to shocks;
- infrequent (i.e., weekly) open-market intervention.

By contrast, the Fed's operational framework involves:

- a small and diminishing role for periodic reserve requirements;
- a very limited role for marginal liquidity-management facilities;
- frequent (usually daily) open market intervention.

How have these different styles of monetary policy execution affected the behavior of interbank markets in the euro area and the United States in recent years? Specifically, have such differences affected the relative success of the two central banks in their day-to-day task of stabilizing short-term interest rates and interbank liquidity? Are recent and ongoing changes in the two banks' policy frameworks likely to soften or deepen observed differences in behavior between the euro area and U.S. interbank markets over the next few years?

In tackling these questions, we will keep our paper's focus firmly on the ‘execution’ aspects of monetary policy, that is, on the set of institutions and procedures that shape central banks' management of money market liquidity at high (typically daily) frequency. From this perspective, themes dear to textbook monetary analysis, such as “What are the long-term goals of monetary policy?” or “How do policy changes transmit to inflation and output over the business cycle?” become of secondary interest. Rather, the key questions in the analysis become: “What

determines daily movements of market interest rates, *given* the long-term goals of monetary policy?” and “How do changes in monetary conditions transmit to financial markets on a *daily* basis?” This perspective is clearly much closer to that of central banks’ open-market desks than to that of their policy boards; closer to the perspective of financial institutions’ money managers than to that of their CEOs; and closer, perhaps, to the perspective of scholars of financial markets than to that of macroeconomists. An implication of this focus is that our study will *not* discuss differences between the Eurosystem and the Fed in terms of broad policy frameworks or governance, for analysis of which we refer to De Nederlandsche Bank (2001) and Ruckriegel and Seitz (2002), among others.

With this caveat in the background, one of the main findings of our analysis is that despite significant differences in operational frameworks between the Eurosystem and the Fed, the interbank markets of the euro area and the United States—the main channels for monetary policy implementation in both areas—have exhibited strikingly similar behavior in recent years, with very short-term interbank interest rates responding very similarly to exogenous liquidity shocks and to anticipated and realized policy changes.

We attribute this similarity in market behavior to two main factors. First, certain ingredients of the two institutions’ style of monetary policy execution—such as the already-strong credibility of the Eurosystem’s commitment to interest stabilization, and asymmetries in both areas in smoothing interest rate behavior in advance of policy changes—have tended to “undo” formal differences in policy frameworks, such as in the frequency of open-market intervention or in the importance of reserve requirements. Second, our two central banks have tended to respond quite similarly to large shocks to market liquidity: when it really matters—i.e., during periods of anticipated or actual crisis—the two institutions have behaved remarkably similarly in managing the liquidity of the interbank market in response to shocks.

2. The interbank market and the Eurosystem’s and the Fed’s operational frameworks

The interbank reserve market plays a key role in the execution of monetary policy in both the euro area and the United States. In this market, depository institutions (“banks”) lend unsecured reserves to each other, mostly at overnight maturity, to satisfy anticipated needs for liquidity—which reflect customer-originated transactions, the banks’ own speculative purposes, and the need to satisfy reserve requirements—and to

offset unanticipated reserve imbalances. The transaction-weighted rate banks charge each other on such loans—the “Euro Over Night Index Average” (EONIA) rate in the euro area and the “effective federal funds rate” in the United States—anchors each area’s term structure of interest rates and is the main focus of policy actions of both the Eurosystem and the Fed. By controlling the liquidity of this market, the two central banks can maneuver overnight rates toward their desired levels—the minimum bid rate on the Eurosystem’s main refinancing operations and the federal funds target rate for the Fed.¹ (See Table 1 for a summary of liquidity management procedures in the two areas.) Changes in policy rates, in turn, are implemented by the two central banks via a change in current liquidity conditions, or via a commitment (a “signal”) to change future conditions to levels supporting a new desired level for market rates.

Table 1. Data and summary of institutional details (at March 2003)

	United States	Euro area
Sample	02/4/94-10/23/02	01/22/99-10/23/02
Data sources	Federal Reserve Bank of New York	European Central Bank
Operating target	O/N rate	O/N rate
Key policy rate	O/N target rate	Minimum repo bid
Intervention frequency	Almost daily	Weekly for main refinancing operations, monthly or only occasionally for other operations
Reserve regime	Lagged average required reserves	Lagged average required reserves
Maintenance period	Two weeks, from the 3 rd Thursday after the beginning of the computation period	One month, from the 24 th of each month to the 23 rd of the following month
Computation period	Two weeks, from Tuesday to the second following Monday	One month, from the 24 th of each month prior to the beginning of the maintenance period, to the 23 rd of the following month
Interest corridor: upper limit	Rates on primary / secondary credit, or target rate + 1 / 1½ %	Marginal lending rate, or minimum bid rate + 1%
Interest corridor: lower limit	--	Marginal deposit rate, or minimum bid rate – 1%

¹ While the Eurosystem has not defined the minimum bid rate on refinancing operations—or the fixed bid rate used until end-June 2000—as a formal target for overnight market rates, in practice both Eurosystem rhetoric and market participants accord in interpreting the minimum bid rate as the “desired” level for market rates, assigning to it a role similar to the Fed’s federal funds target rate. Clearly, we would expect differences between minimum bid rates on Eurosystem auctions and EONIA rates, since the former is defined as a *minimum* rate on *secured term* loans (between a commercial bank and the Eurosystem), while the latter is an *average* rate on *unsecured overnight* loans (between two commercial banks). In practice, in quiet times (i.e., in days away from reserve settlement and target changes), spreads between market and minimum bid rates have hovered around two to five basis points.

Historically, central banks have used three main instruments to stabilize very short-term (overnight) interest rates: reserve requirements, intra-marginal (open-market) intervention, and liquidity provision/absorption at marginal facilities.

Of these instruments, reserve requirements are the one most distinctly on the wane, reflecting a worldwide trend in recent decades towards lower reserve ratios and shrinking liabilities subject to reserve. These requirements are usually implemented on an average periodic basis, whereby banks' *actual* reserves, defined as daily averages over so-called "reserve maintenance periods" (lasting one month in Europe and two weeks in the United States), are required to exceed *required* reserves, also defined as average fractions of "reservable" liabilities over prior "reserve computation periods."

When binding, reserve requirements play a key role in stabilizing interest rates through two interrelated channels. First, by forcing banks to hold a cushion against unforeseen changes in liquidity, they help buffer the market from shocks. Second, they encourage banks to behave in a way that tends to stabilize interest rates with no need for central bank action, since with periodic reserve requirements, reserves held on different days of the same reserve periods are equivalent for the purpose of meeting requirements. Hence, if banks anticipate changes in interest rates within a reserve period, they will try to purchase reserves in days with "low" rates and sell reserves in days with "high" rates, bidding low rates up and high rates down, until rates are expected to remain constant within the reserve period (aside from negligible discounting).

This prediction on the effect of reserve averaging on the behavior of overnight rates, technically known as the "martingale property" of overnight interest rates, is a powerful one and has played a key role, historically, in support of reserve requirements as an ingredient of monetary policy execution. When the martingale property holds in a regime of binding reserve requirements, and banks face no impediment to holding reserves on any day of the reserve period, the central bank need only worry about providing the right amount of liquidity *on a cumulative basis over the reserve period*: interest rates should display no pattern within the period even when reserve flows display systematic patterns (which may reflect predictable Treasury payments, patterns in security settlements, and other systematic features of the payment system). Accordingly, the central bank could sit out the whole reserve period, let banks bid rates in line with the rate expected to prevail on "settlement day" (the last day of the period), and

intervene only once on settlement day, by providing just enough liquidity for the expected settlement-day rate to equal its desired level for that day. This single operation would stabilize rates perfectly, at their desired level, in all days before settlement.

Needless to say, the conditions for the martingale property to hold exactly are rarely met in practice. In particular, reserves play roles other than satisfying reserve requirements (although the fact that banks in most countries tend to hold actual reserves in amounts close to required reserves is *prima facie* evidence of a significant binding role of reserve requirements). Also, banks face a variety of institutional and business-related costs when attempting to shift reserves between days to exploit predictable changes in interest rates. Indeed, several studies of interbank markets have provided strong *statistical* evidence that the martingale property fails in the main industrial countries' money markets.² Nevertheless, deviations from the martingale property tend to be *economically* small in magnitude, and the sophisticated econometrics generally required to identify them is, in a way, proof of how close this property comes to being satisfied in most markets and, therefore, of the potential interest-stabilizing role of reserve requirements.

2.1. The Eurosystem's operational framework

When work on the operational framework of the Eurosystem began in 1994, the interest-stabilizing properties of reserve requirements, which had played a key role in the execution of monetary policy of most EMU legacy countries, were clearly in the mind of EMU designers. Equally pressing were the costs associated with reserve requirements as traditionally designed: by holding unremunerated reserves in their accounts at the central bank, banks forego lending such reserves in the market at a positive rate:³ “Some members found reserve requirements with an averaging mechanism to be an essential part of the framework in order to enlarge the structural liquidity deficit of the banking sector and stabilize the overnight market rate without the need for frequent recourse to open market operations. By contrast, others considered them to be in conflict with the principle of market orientation.” (Hamalainen, 2000).

² See Hamilton (1996) and Balduzzi *et al.* (1998) for the U.S. market, Perez-Quiros and Rodriguez-Mendizabal (2000) and Bindseil and Seitz (2001) for the euro area market, and Prati *et al.* (2002) for multi-country evidence.

³ For instance, Borio (1997) estimates seignorage from reserve requirements in 1996 at 0.01 percent of GDP in France and the United States, 0.04 percent of GDP in Germany, and 0.12 percent of GDP in Italy. In addition, banks face administrative costs of managing reserve requirements and deadweight losses associated with portfolio distortions needed to meet reserve requirements.

Eventually, what had become the thorniest point in the design of EMU's operational framework was resolved by letting the Eurosystem remunerate banks' required reserves at a rate close to market (namely, at the average official repo rate over the reserve period).⁴ By doing so, the *average* cost of holding reserves was reduced essentially to zero, but its *marginal* cost was kept positive (equal to the interbank rate), thus preserving the incentive for banks to act to stabilize rates. In addition, banks were required to maintain non-negative end-of-day reserve accounts—a common requirement for industrial country banks, including U.S. banks.

With reserve requirements established as the first plank of the Eurosystem's framework, the foundation for a hands-off approach to monetary policy execution was laid. The next element in the framework was a schedule of infrequent open-market operations, aimed at steering the overnight interest rate towards its desired level, currently the minimum accepted bid rate (formerly the fixed bid rate) on main refinancing operations.

Eurosystem open-market intervention, executed in decentralized fashion by national central banks under ECB guidance, involves two main types of operations: “main” refinancing operations, normally injecting liquidity into the market, and usually executed every Tuesday via two-week repos with next-day settlement; and “longer-term” operations, normally executed at a monthly frequency with a maturity of three months. As in the operational framework of EMU legacy countries (as well as in the framework of most other industrial countries), these operations carry the burden of managing market liquidity,⁵ and may occasionally be supplemented by other open-market instruments.⁶

The third main ingredient of the liquidity-management framework of the Eurosystem consists of marginal facilities at penalty rates—a deposit facility at below-market rate and a borrowing facility at above-market rate—operated at the initiative of banks without restriction on amounts borrowed or deposited (other than placement of acceptable collateral against borrowed funds). These facilities operate as safety valves against aggregate liquidity shocks occurring too

⁴ By contrast, required reserves did not change much from the pre-EMU level, falling from an average of about 2 percent of GDP (Escrivá and Fagan, 1996) to about 1½ percent of GDP for EMU.

⁵ One measure of such predominance, the ratio of the standard deviation of intra-marginal liquidity flows to the standard deviation of marginal liquidity flows, shows that only Austria and Australia among the main industrial countries have relied more on marginal than on intra-marginal facilities to manage interbank liquidity (Borio, 1997).

⁶ These instruments include “fine-tuning operations,” executed through repos, outright purchases and sales of securities, foreign exchange swaps, and collection of fixed-term deposits, and “structural operations,” also implemented through repos, outright transactions, and issuance of debt certificates.

late in the day or in the reserve period for the central bank to intervene. They also help the Eurosystem in its role of intermediary in settling liquidity imbalances among banks. For instance, banks with negative end-day reserve accounts are automatically referred to the marginal lending facility to cover imbalances. Conversely, banks with excess reserves can deposit funds to limit the cost of an excess reserve position. Because the facilities are unrestricted, and no bank would borrow or lend in the market if it could obtain more favorable rates directly from the central bank, the rates on the marginal facilities provide an effective, symmetric corridor of fluctuation for market rates around the Eurosystem's key policy rate.^{7, 8}

Altogether, this operational framework was certainly consistent with—in the words of Issing *et al.* (2001)—a “European model” of monetary control, the goal of which was to limit the presence of the central bank in the open market by minimizing the need for fine-tuning operations. In designing this regime, the policy regimes of the main pre-EMU central banks clearly worked as the *status quo*, deviations from which required strong justification: “It was agreed that [...] continuity with the current practices of the national central banks should be respected to the extent that this did not conflict with the other participants.” (Hamalainen, 2000).

2.2. The Fed's operational framework

In reaching its current framework for monetary policy execution, the Fed has followed a path that seems, at first glance, to have involved a certain amount of experimentation. For instance, after introducing a regime with fully lagged reserve “maintenance” and “computation” periods in 1968, in 1984 the Fed shifted to a regime of almost-contemporaneous reserve accounting, largely reflecting a view that money aggregates could be controlled better if *required* and *actual* reserves were determined simultaneously. In July 1998 the Fed returned to a regime of lagged reserve accounting, lagging the maintenance period by 30 days (instead of only two days) with respect to the computation period. This time, the change was aimed at reducing the volatility of excess reserves by pre-determining required reserves, even though the major source of variability—Treasury flows affecting actual reserves—was not affected by the reform. In

⁷ In principle, given that transactions in the interbank market are *unsecured*, the overnight rate could exceed the marginal lending rate in the presence of significant counterparty risk in the interbank market.

⁸ In implementing this corridor, the Eurosystem broke partly with the tradition of its EMU precursors. Among these, only the central banks of Austria, Belgium, France, and Italy had implemented some sort of interest rate corridors,

recent times, the Fed has also experimented with different timings for daily intervention, moving from 11:30 to 10:30 a.m. in 1997, and then to 9:30 a.m. in 1999, in an attempt to schedule open market operations at the time of deepest market liquidity. It has also followed, at different times, different strategies for communicating its perceived “bias” or “balance of risk” underlying future policy moves.

In fact, we would characterize the evolution of the Fed’s monetary execution procedures less as a case of trial and error than as a case of adaptation to the evolution of the market and of the Fed’s own philosophy about the goals of monetary policy. The Fed’s decreasing reliance on reserve requirements as an instrument for monetary control since the beginning of the 1990s provides an especially suggestive example. Until 1990, the Fed’s reliance on reserve requirements was comparable—in terms of reserve ratios and eligible liabilities—to those of most other industrial countries (outside the United Kingdom). At the end of 1990, however, the Fed lowered requirements on non-transaction deposits to zero, thereby promoting a major decline in required reserves. Additionally, in January 1994 the Fed clarified its regulation of deposit accounts, effectively sparking a dramatic growth in retail sweep accounts—banks’ practice to “sweep” overnight balances from liabilities subject to reserve requirement, such as checking accounts, to liabilities free of requirement, such as money market accounts (see Figure 1).

As a result of these developments, required reserves in the United States have declined from \$60 billion in 1989 to \$37 billion in 2002.⁹ At the same time, a growing fraction of banks—especially smaller, local banks—has been able to satisfy reserve requirements in full by holding cash,¹⁰ thus becoming effectively unbound by requirements (Bennett and Peristiani, 2002). This situation contrasts sharply with that of the euro area—see the summary in Table 2—where a deposit market of comparable size is associated with an amount of reserve balances a dozen times larger.

although without fully self-enforcing features such as those of the Eurosystem, namely, unconstrained, overnight borrowing and lending at posted rates.

⁹ These amounts exclude “clearing balances,” a reserve-like requirement to which U.S. banks must pre-commit, and for which they are compensated by credits usable to purchase services provided by the Fed.

¹⁰ Unlike in the euro area, cash is admitted as reserve in the United States.

Table 2. Main bank reserves aggregates

(data is for the reserve period ending in November 2002 for the euro area, and for November 2002 for the United States; in billion of local currency)

	Euro area	United States
1. Required reserves	128.7	37.5
2. Applied vault cash	--	29.5
3. Required reserve balances (1.-2.)	128.7	8.0
4. Required clearing balances	--	10.2
5. Total required balances (3.+4.)	128.7	18.2
6. Reserve balances	129.2	9.7
7. Total reserves (2.+6.)	129.2	39.1
9. Excess reserves (7.-1., or 6.-3.)	0.5	1.6

Source: European Central Bank, Monthly Bulletin, and Board of Governors of the Federal Reserve

The Fed's main concern with the declining impact of reserve requirements was that this could cause interest rate volatility to rise (Brunner and Lown, 1993). As banks' demand for reserves would fall, it would become increasingly responsive to shocks, while the incentives for banks to arbitrage away differences in reserve-holding costs over the reserve period would fade.

In fact, no evidence of rising volatility can be detected in recent U.S. funds data (Bennett and Hilton, 1997; Prati *et al.*, 2002), largely because the Fed has countered the declining role of reserve requirements through the 1990s by intensifying the frequency of its daily intervention. Nowadays, Fed fine-tuning through repos is an almost-daily event, occasionally supplemented by outright transactions (usually, purchases) aimed at offsetting persistent liquidity imbalances:

Table 3. U.S. required reserves and frequency of intervention

	average daily required reserve balances	average days with repo operations (per 10-day period)
1/1/89 – 12/31/90	\$60 bn	5.7
1/1/91 – 12/31/95	\$55 bn	6.1
1/1/96 – 10/31/02	\$43 bn	7.8

Source: Board of Governors of the Federal Reserve and authors' calculations.

In contrast with the Eurosystem, the Fed has not relied significantly on marginal facilities to stabilize interbank rates within a corridor over the past fifteen years. The Fed's main emergency lending facility—the discount window—effectively ceased to operate in the late-1980s, when a series of episodes of financial distress, beginning with the crisis of Continental Illinois in 1984, left U.S. banks reluctant to borrow from the window, for fear that borrowing could be perceived as a signal of financial weakness.¹¹ As a result, discount borrowing has been near zero since the late 1980s, except in occasions such as the aftermath of the terrorist attacks of September 2001.¹² Similarly, U.S. banks have been reluctant to use other lines of Fed credit, such as end-day account overdrafts or end-period reserve deficiencies. At the opposite end, the Fed offers no deposit facility to U.S. banks seeking to minimize the cost of excess reserves, beyond limited scope for rolling excess reserves over to subsequent reserve periods. As a result, only the lower bound of *zero* operates effectively as a floor for U.S. interbank rates.

Altogether, the Fed's operational framework displays sharp differences with that adopted by the Eurosystem, emphasizing an active role for the central bank in fine-tuning market liquidity through open-market operations, a minimal role for marginal borrowing at the initiative of banks, and a fading role for reserve requirements. In the next section, we examine how these differences have shaped the behavior of overnight interest rates in the two areas.¹³

3. The behavior of overnight rates in the euro area and in the United States

3.1. The empirical model

We now study the behavior of overnight interest rates in the euro area and the United States, with a view to linking differences in interest rate behavior between the two areas to differences in monetary policy execution between the respective central banks.

¹¹ In administering discount loans, the Fed also displayed a more hands-on approach than the Eurosystem's approach to marginal lending. With a discount rate normally set below market, the Fed has rationed loans and pledged to verify that banks seeking credit had no access to other sources of financing and were not re-lending funds borrowed at the window. By contrast, the Eurosystem—with a marginal lending rate set above market—has relied only on a price-based mechanism, offering funds (against collateral) without rationing, at the sole initiative of banks.

¹² We review later in this paper the reform of credit facilities implemented by the Fed in January 2003.

¹³ Our synopsis overlooks other features, such as differences in the collateral base for lending operations (which is wider for the Eurosystem), and procedures for changing policy rates, including on days away from policy-setting meetings, which are very similar in the two areas. Specifically, the ECB's Governing Council, normally meeting every other Thursday, can consult on short notice to change rates between meetings. Similarly, the FOMC meets

Our empirical model, details of which are provided in Appendix A, is conceptually similar to those adopted in recent research on money markets by Hamilton (1996), Balduzzi *et al.* (1998), and Prati *et al.* (2003), among others. The model assumes that the overnight interest rate in day t , measured as the difference from the current key policy rate, equals its (time-varying) mean plus its (time-varying) volatility multiplied by an error term:

$$\text{rate}(t) = \text{mean rate}(t) + \text{volatility}(t) * \text{error}(t) .$$

The mean rate itself evolves over time as a function of exogenous factors. These include dummy variables for each day of the week; dummies for month-end, quarter-end, and year-end days and for days preceding and following these days; dummies for days preceding and following holidays; dummies for each day of the reserve period (counted backward from settlement day); and past, contemporaneous, and future changes in policy rates to assess the impact of such changes on market rates in the preceding and following days.

The volatility term also evolves in response to its determinants, which include dummies for each week-day, month-end, quarter-end, and year-end days; dummies for days preceding and following holidays; dummies for each day of the reserve period; a dummy for the first day of each period in the euro area (which is independent of the previous dummy, because of varying length of the euro area's reserve period); and a dummy for days in which a policy rate changes. As in standard EGARCH models, we allow volatility to behave stochastically, with an empirically determined speed of reversion to its steady state. We also allow interest rates to respond asymmetrically to positive and negative shocks.

We estimated this model using data on transaction-weighted interbank rates for the euro area and the United States (the EONIA and the effective federal funds rate, respectively) and on the two areas' key policy rates (the minimum bid rate and the fixed rate on main refinancing operations for the euro area, and the target federal funds rate for the United States; see Figure 2 for a plot of the raw data.) The euro area sample begins January 22, 1999 and ends October 23, 2002. (We dropped all data from January 1 to January 21, 1999, during which time the Eurosystem experimented with a narrow 50 basis point corridor for market rates.) The U.S. sample begins on February 4, 1994, when public announcements of federal funds rate targets

eight times per year, but can act to change rates between meetings. In practice, intra-meeting changes in policy rates are infrequent in both areas.

began, and also ends on October 23, 2002. To estimate the model, we assumed the error terms to be distributed as Student t variables, so as to capture the observed fat tails of interest rate distributions, and estimated the model by maximum likelihood using numerical optimization.

3.2. Results

Figures 3 - 5 and Table 4 report the results of our estimation, for which a final specification was obtained by retaining only variables statistically significant at the 10 percent level.¹⁴ Specifically, while Figures 3 - 5 plot our main results, which relate to differences in policy execution between the two areas, Table 4 includes details of secondary and more technical results. These include, among other results, evidence of high rates around holidays and end-quarters in both areas (likely reflecting end-quarter surges in payments and window-dressing effects) and evidence of time-varying and persistent volatility (which, in the United States, we also found to respond asymmetrically to positive and negative shocks).

The most interesting results highlighted by our empirical work pertain to the behavior of market rates around policy rates and over a typical reserve period. It is useful, in this respect, to discuss the behavior of interest rates around dates of policy changes (distinguishing between “anticipation” and “announcement” effects of policy changes on market rates), separately from the behavior of interest rates over a typical reserve maintenance period (“reserve period” effects).

3.2.1 Anticipation effects

The behavior of market rates in days preceding policy changes provides a good starting point to assess a central bank’s commitment to its operational task of stabilizing the interbank rate around its desired level. In general, banks anticipating a change in the policy rate before the end of a reserve period will bid market rates away from the current level towards the new, anticipated level of the policy rate, as they try to hold more reserves before a rate hike than afterwards (and *vice versa* for an anticipated rate cut).

A central bank could respond passively to this behavior by disregarding the intra-period departure of market rates from their desired level and continuing to provide a smooth flow of

¹⁴ Day-of-the-week and day-of-the-maintenance-period dummies were retained if jointly significant at the 10 percent level in Wald tests. We always retained all the EGARCH parameters.

reserves. Alternatively, it could seek to counteract such behavior by skewing reserve provision within the period, e.g., by injecting funds before a rate hike and withdrawing them afterwards. Hence, the extent to which market rates “anticipate” future policy changes will reflect a central bank’s propensity to lean against the wind by altering the time profile of reserve provision, as well as its disposition to show its hand regarding planned policy changes.

Note that periodic reserve requirements play a key role in supporting such “anticipation effects” by linking *current* rates to expected *future* rates via banks’ attempt to take advantage of interest rate gaps over the reserve period. From this viewpoint, differences between Eurosystem and Fed frameworks suggest that anticipation effects should be stronger in the euro area than in the United States. First, given its option to intervene every day, the Fed enjoys ample scope to keep market rates near target, until a target change is actually implemented, by injecting liquidity into the market prior to a target hike and mopping up liquidity afterwards. Second, the shorter (two week) U.S. reserve period eases the Fed’s task of leaning against expected target changes: only changes expected over (up to) the next two weeks cause significant pressure on market rates. The Eurosystem has a tougher task, given its commitment to infrequent intervention and to longer (one month) reserve periods, which let expectations of rate changes up to one month ahead push overnight rates away from their currently-desired level.

To assess the importance of anticipation effects in our data, we estimated our model by including actual policy rate changes as regressors in our mean equations in the days preceding each change. Because policy changes are known in advance only up to a forecast error, these regressors’ estimated coefficients tend to zero the more uncertain are market participants about the policy change and the more the central bank manages liquidity to keep market rates close to the current target in advance of the change. To allow for asymmetric responses, we estimate separate coefficients for phases of policy tightening and policy loosening.

Figure 3 shows the estimated cumulative response of the overnight rate to an upcoming policy change. These estimates confirm significant anticipation effects in both the U.S. and euro area markets. Most interestingly, in both markets anticipation effects are stronger during phases of policy tightening, with a particularly long lead during the tightening phase of 1999-2000 in the euro area. Specifically, in the United States, target rate changes are usually preceded by gradual movements of market rates towards the new target beginning three days before a target hike, and two days before a target cut. Moreover, anticipation of target hikes not only starts earlier but is also stronger: by the time the Fed implements a target hike, 60 percent of the change is usually already reflected in market rates. The corresponding measure for target cuts is only 30 percent.

In the euro area, the asymmetry in behavior between policy tightening and policy loosening is even more acute. As simple inspection of the data indicates (see Figure 2), policy rate hikes have been anticipated with much longer leads than policy rate cuts.¹⁵ As our estimates confirm, only 20 percent of the latter have been typically anticipated in market rates, while the corresponding estimate for rate hikes is about 55 percent, much of which was anticipated as early as the beginning of the reserve period in which the hike took place, with some weak evidence of anticipation effects in the previous reserve period.¹⁶

The significance of anticipation effects in the United States and the euro area reveal that neither the Fed nor the Eurosystem is managing liquidity tightly enough to prevent all deviations of overnight rates from their desired level in the presence of expected policy changes. A policy of this type may reflect the objective of smoothing liquidity provision over time. For instance, a recent study (Ejerskov *et al.* 2003) has concluded that the ECB assigns a significant importance “to providing liquidity in a smooth and neutral manner.” Similarly, the fact that the Fed does not intervene literally *every* day in the market is evidence that liquidity smoothing plays some role in its monetary execution strategy.¹⁷ However, as Table 3 suggests, this inertia has recently declined, suggesting a declining role for liquidity smoothing by the Fed in recent years.

Additionally, the *asymmetric* response of market rates to anticipated policy rate hikes and cuts suggest investigating political-economy considerations that may lead central banks to provide liquidity asymmetrically during policy-tightening and policy-loosening phases. Our estimates show that in both markets the surprise content of rate cuts was more significant than that of rate hikes. This evidence is consistent with a strategy that policy rate hikes already justified by “fundamentals” may be delayed—or smaller rate increases than expected may be implemented—than it is the case for corresponding policy cuts. After all, policy tightening has never been as popular as policy loosening.

¹⁵ In addition, as market participants anticipated rate hikes that did *not* occur in the 1999-2000 period, they had to rebalance reserves on the last day of each reserve period, causing the large down-swings in the EONIA at settlement observed in the 1999-2000 period.

¹⁶ The short euro area sample made individual coefficients for the tightening phase unstable and difficult to estimate. To overcome this difficulty, we estimated a separate coefficient for the day preceding a target change (13 percent) and an *average* coefficient for all the previous days in the same reserve period (1.9 percent per day, implying an anticipation effect of 41 percent). By estimating an average coefficient also for the reserve period preceding a target change, we found a further anticipation effect of 3 percent; this estimate was not statistically significant, however.

¹⁷ An older study of the Fed’s liquidity management strategy (Feinman, 1993) argues that the Fed may have displayed inertia in the 1980s in response to small shocks.

There is, however, a feature of the Eurosystem's monetary framework that can also explain the observed asymmetric response to anticipated policy rate cuts and hikes. This feature reflects the interaction between the Eurosystem's preference for smooth provision of liquidity over time with a specific format for Eurosystem auctions, in an environment of structural deficit reserve position for euro area banks.¹⁸ To understand this interaction, consider first the equilibrium response of rates in Eurosystem auctions to an anticipated policy rate *hike*, when the central bank does not accommodate fully the higher demand for reserves resulting from this anticipation, because that would require excessive skewing of liquidity within the reserve period. In this case, the equilibrium auction rate rises above the current policy rate (either the fixed tender rate used in Eurosystem auctions until June 2000, or the minimum bid rate used afterwards). Scarce liquidity allocated at the auction, in turn, lifts the equilibrium interbank rate up towards the new, anticipated policy rate.

Consider next the response of equilibrium auction and interbank rates to an expected policy rate *cut*. In this case, auction participants would like to bid below the current minimum (or fixed) rate, since that rate is expected to fall and there is no reason to borrow funds now at a rate higher than that expected to prevail later. However, bids below the floor (until June 2000, the fixed bid rate; afterwards, the minimum bid rate) are rejected. Bidders will then respond by under-subscribing the auction to keep the equilibrium auction rate at its minimum. The resulting reduction in liquidity allocated to the interbank market keeps interbank rates from falling in advance of the rate cut. Effectively, the minimum (or fixed) tender rate acts as a floor for market rates. Thus, while anticipated increases in policy rates result mostly in a rise of market rates, anticipated rate cuts result mostly into a decline in reserves and little change in interest rates, in accord with our estimated behavior of interbank rates prior to Eurosystem policy rate changes.

Why has the fixed rate on Eurosystem auctions not acted as a ceiling for market rates in anticipation of rate hikes, in the same way that the minimum bid rate has acted as a floor in anticipation of rate cuts? The answer rests on two facts: i) binding reserve requirements typically place euro area banks in a structural (reserve) deficit position, so that Eurosystem intervention normally involves an *injection* of reserves; and ii) the Eurosystem rationed the reserves injected at the fixed-rate repo auctions. Under these circumstance, euro area banks are

¹⁸ We thank an anonymous referee for calling our attention to the asymmetry induced in market rates by the format of the Eurosystem's refinancing auctions. Detailed studies of the impact of Eurosystem auctions on the euro area

normally able to absorb *less* reserves than the Eurosystem wishes to inject (by underbidding in auctions), but cannot hold *more* reserves than desired by the central bank. (The opposite would be true for a banking system in a structural surplus position.) As a result, while market forces will automatically keep the interbank rate near the (minimum or fixed) tender rate when a rate cut is expected, only sufficient injection of reserves by the central bank will keep market rates near the tender rate when a rate hike is expected.

3.2.2. Announcement effects

The extent to which market rates depart from their desired level in the aftermath of a policy change is also instructive of a central bank's liquidity-management style.

On its own account, a change in a policy (or 'target') rate is only a commitment by the central bank to alter current and future liquidity to levels supporting the new target. For overnight market rates actually to adjust to the new target, market participants must believe that the central bank will validate this new level by providing adequate funds through the end of the reserve period. If the credibility of this commitment is limited, the market rate may fail to adjust—or adjust only partially—to the newly announced policy rate.

To study the response of market rates to changes in policy rates, we included actual changes in policy rates as determinants of mean market rates in days of policy changes and in n subsequent days (including up to all days in the same reserve maintenance period). The estimated coefficients for these regressors ($\alpha_0, \dots, \alpha_n$ in the Appendix) show the fraction of policy rate changes reflected in market rates 0, ..., n days *after* a change, respectively.

In interpreting these estimates, we begin by noting that the fraction α_0 of policy rate changes reflected in effective market rates on the same day of a policy change is not a very informative statistic. Since policy changes in both areas are normally announced in the middle of the trading day, effective rates for these days aggregate both pre-change and post-change transactions, causing policy changes to yield smaller-than-one estimates for α_0 even in the absence of anticipation effects and with instantaneous adjustment of rates to the new target.

It is more interesting to examine how long it takes for market rates to adjust fully to their new desired level. Our estimates indicate that this lag is minimal in both the United States and

interbank market include Bindseil (2002) and Würtz (2003).

the euro area: the only coefficients that we included in the final specification were α_0 and α_1 , since all other α_i ($i > 1$) coefficients were never statistically significant. These results imply that market rates adjust to the new desired level within a day after a policy change in both areas (Figure 3). In the United States, same-day and next-day announcement effects sum to 44 percent during the policy-tightening period and to 73 percent during the policy-loosening period, reflecting the greater role played by anticipation effects in the former period. Similarly, in the euro area, same-day and next-day announcement effects sum to 32 percent during the policy-tightening period and to 72 percent during the policy-loosening period.

Our estimated rapid announcement effects are intuitive for the United States: the Fed usually begins to intervene the morning after a target change and can reinforce its commitment to the new target by intervening every day through the end of the reserve period. The same result is more surprising for the euro area, where policy changes are normally announced on Thursdays, and remain nothing more than a commitment until the following Tuesday's operation. Also, the Eurosystem executes (on average) only a pair of operations between the day of a policy change and settlement day, leaving relatively little scope for experimenting with liquidity injections and withdrawals at the new rate. All said, we consider the rapid adjustment of euro area market rates to policy changes to be the clearest sign of the speed with which the Eurosystem has earned credibility among market participants since its inception in 1999, and of the clear signaling role played by its main policy rate in anchoring and stabilizing market rates.

3.2.3. Reserve period effects

Finally, our estimation allows us to examine the cyclical behavior of euro area and U.S. interest rates over a typical reserve period. Our goal is to identify patterns in interest rates that reveal our two central banks' propensity to lean against shocks from the non-bank sector and against patterns in rates induced, inadvertently, by reserve requirements.

One particular pattern that has attracted attention in previous research is the tendency of overnight rates to rise at the end of reserve periods. This pattern has been documented in data for both the United States (Hamilton, 1996; Bartolini *et al.* 2001; Clouse and Dow, 2002) and the euro area (Perez-Quiros and Rodriguez-Mendizabal, 2000; Bindseil and Seitz, 2001). As with other predictable patterns in mean rates, a systematic rise in rates at settlement is potentially relevant for policy, because it indicates that banks fail to treat reserves held on different days as

perfect substitutes, *and* that the central bank has failed to offset higher demand for funds on specific days of the reserve period. (Higher rates at settlement, in particular, have been interpreted as reflecting frictions such as transaction costs and penalties on overnight overdrafts, leading banks to accumulate the bulk of their reserves at the end of the period.)

Contrasting previous research, our estimates show only weak evidence of reserve-related patterns in mean rates in both areas. Euro area rates tend to fall slightly until the day before settlement, and rise approximately seven basis points at settlement. U.S. rates are somewhat high on the two Mondays of each reserve period (that is, seven and two days before settlement) and on settlement days. This evidence is summarized in the top panels of Figure 4, which display estimates of the reserve period mean coefficients d_{m_t} . (As discussed below, the main reason for the difference between our results and those of previous research can be traced to differences in samples and, in recent years, to more aggressive efforts by the two central banks to offset previously-observed patterns in rates.)

In contrast with the broadly non-cyclical behavior of mean rates, we find that interest volatility displays sharp cyclical patterns in both areas, as documented in the top panels of Figure 5. In the figure, the reserve-period effects on the standard deviation of interest rate shocks (the coefficients d_{m_t} in the Appendix) are plotted as ratios of the standard deviation on settlement day. These estimates show a striking similarity between the qualitative behavior of interest rate volatility over the reserve period in the euro area and in the United States. In both areas, volatility is sharply higher on settlement days than on previous days. In both areas, interest volatility also begins to rise towards its settlement-day level in advance of settlement: 2 days in advance of settlement in the United States and 4 days in advance of settlement in the euro area.

To interpret these findings, recall that high settlement-day volatility is a direct effect of periodic reserve requirements: at settlement, individual banks scramble to unload excess reserves or fill reserve shortages. When the banking sector as a whole shows a reserve imbalance at settlement, interbank rates must adjust to induce banks to absorb such imbalance.

Rising volatility *prior* to settlement, instead, is indicative of a central bank's unwillingness (or inability) to provide unlimited quantities of funds at a fixed price in response to liquidity shocks to the banking sector. Banks need not lay pressure on interest rates prior to settlement, if they expect the central bank to intervene before period-end to eliminate current reserve imbalances. In this case, interest volatility should remain relatively low and constant through the

last-but-one day of the maintenance period, and spike only on settlement day. If, however, the central bank does not fully offset aggregate shocks experienced by banks during the reserve period, then shocks recorded *before* settlement will be partially reflected as end-period imbalances, the more so the closer to settlement they occur. Interest volatility will then rise gradually as settlement approaches, in accord with our estimates for both our sample markets.

There are many reasons why a central bank may be reluctant to offset aggregate liquidity shocks completely.¹⁹ The most relevant issue for us, however, is that the Eurosystem has adopted a schedule of once-per-week intervention, which usually requires executing the last operation of each reserve period several days before settlement. In this case, interest rate volatility is clearly expected to spread from settlement days to previous days.

From this viewpoint, the surprising aspect of our estimation is the absence of even greater differences in volatility behavior between the two areas. Unlike the Eurosystem, the Fed has retained the option of offsetting shocks to banks' liquidity at high frequency. Our analysis reveals that—historically at least—the Fed seems to have been reluctant to use this flexibility fully although, as discussed below, the cyclical behavior of volatility has weakened greatly in recent data. Also, the Fed's frequent intervention schedule helped smooth U.S. interest rate volatility over the reserve period, but—with all obvious caveats in place when conducting cross-country quantitative comparisons—has not led to less volatile interest rates than in the euro area. Indeed, while settlement-day volatility is quantitatively similar in the two areas (the mean absolute median difference of settlement-day interest rate changes is about 25 basis points in both areas), non-settlement-day volatility is less than one-tenth of its settlement-day level in the euro area, but only about half of its settlement-day level in the United States. As a result, away from settlement, euro area rates are less volatile than U.S. rates.

¹⁹ Among these, central banks are often reluctant to undertake very large repos, fearing that the underlying collateral market might be unduly stressed. This is a concern that the Fed had clearly in mind when it rescheduled its operations around the time of deepest liquidity of the Treasury market, and which proved especially relevant in the wake of the large operations executed after September 11, 2001. Central banks are also often reluctant to respond fully to large shocks, fearing the need to take opposite action at a later time, a practice that has been felt could provide mixed signals of the central bank's policy stance. Finally, and perhaps more binding for the Fed in recent years, a central bank may be reluctant to undertake large operations because these may pressure banks against their daily overdrafts limits: a large reserve drain in a single day may tighten the market as banks scramble to avoid daily overdraft limits; a large injection may soften the market, as banks try to avoid excess reserves that may be difficult to unwind before settlement.

4. Crisis, and Ongoing Changes in the Eurosystem's and the Fed's Frameworks

Ultimately, a central bank's behavior during ordinary business days may be less important than its behavior during crises—events with potential for wreaking havoc in a country's payments and financial system. Historically, financial crises have also often spurred changes in central banks' frameworks that have carried well beyond emergency periods and affected central banks' conduct during ordinary business days as well.

For better or worse, during its short life the Eurosystem has already witnessed two landmark crisis episodes, spanning in important ways the taxonomy of emergencies potentially facing a central bank. The first episode, the Millennium (or "Y2K") date change, provides a rare example of a fully anticipated shock that was believed to have the potential to cause major disruption to the world's financial infrastructure. The second episode, the September 11 terrorist attack, provides a textbook example of a completely unanticipated shock, which caused substantial disruption in the global financial system and required prompt central bank action to prevent even more significant damage to the U.S. and euro area's financial structure.

How did the Fed and the Eurosystem flex their policy frameworks to deal with these two episodes? Did they behave in these circumstances in more or less similar fashion than during ordinary business days?

A review of the Eurosystem's and Fed's actions in the periods surrounding the two episodes reveals two key common ingredients in the two institutions' recipes for responding to (threatened or actual) crisis:²⁰ first, the provision of an extraordinary amount of liquidity to markets, as insurance against liquidity shortages to banks and non-banks; and, second, effort to organize and execute policy so as to minimize its potentially destabilizing impact on markets (especially the market for underlying collateral). Interestingly, in combining these ingredients during the unfolding of the Y2K and September 11 episodes, the Eurosystem and the Fed have behaved in remarkably similar fashion. Prompted in part by these same crisis episodes, the two institutions are also implementing changes in their operational frameworks that are likely to lead to even greater similarity in monetary policy execution in the two areas in the next few years.

²⁰ The two institutions have provided detailed information on actions taken to stem the financial impact of both crises. Our main sources of information were various issues of the ECB *Monthly Bulletin* and *Press Releases* for the Eurosystem, and various issues of the Federal Reserve Bank of New York's *Annual Report on Domestic Open Market Operations* for the Fed.

The Y2K date change provides an especially instructive example of the effort undertaken by the two central banks to manage liquidity in (potentially) thin money and collateral markets. In the run-up to the date change, the two institutions' main concern was that Y2K-related bugs could cause widespread information system failures which could prevent execution of payments and settling of accounts, and ultimately lead to drying up of trading and shortage of liquidity for both banks and non-banks. To address this concern, the Fed moved to provide liquidity aggressively in advance of the date change,²¹ and to expand the set of collateral accepted for liquidity-injecting repurchase agreements (notably, to include securities issued by government-sponsored enterprises and other government-backed securities). At the same time, the Fed tried to minimize the risk of a crunch of potentially destabilizing operations in the days surrounding the date change by lengthening the maximum maturity of repos from 60 to 90 days, a move that allowed it to enter, well in advance of year-end, into transactions expiring beyond January 1.

The Eurosystem acted similarly. To avoid conducting operations in the proximity of the date change, it shortened the term of its September 30 longer-term operation, moving its maturity from December 30 to December 23. It also lengthened the term of the December 22, 1999 and December 30, 1999 operations to three weeks, so as to prevent any operation from maturing on the first week of the year, and committed not to launch any main refinancing operation in the first week of 2000. At the same time, the Eurosystem expanded significantly the average size of its December 1999 operations, so that loans outstanding around the date change rose loans by about 40 billion of euros (or about 20 percent) above their September-November 1999 norm.

Liquidity injection was much more dramatic, in both areas, in response to the terrorist attacks of September 2001. The Fed used virtually all channels at its disposal to provide an unprecedented amount of liquidity to the interbank market. Flexible administration of the discount window lifted discount loans from a typical daily amount of a few hundred million dollars to \$18 billion on September 11 and to \$46 billion on September 12. Massive temporary operations, for \$38 billion on September 12, \$70 billion on September 13, and \$81 billion on September 14 (compared to a typical amount of between \$2 and \$6 billion), raised reserve balances to the record level of \$100 billion. The Fed also accommodated an extraordinary

²¹ The Fed stepped up liquidity provision effort beginning in October 1999, when forward rates on contracts expiring after the date change began to rise. By combining standard operations and forward repos (a type of operation rarely used before), the Fed added liquidity until December 31. Outstanding repos rose to \$141

amount of float,²² up to \$47 billion on September 13 and, on September 17, it lowered its target rate by ½ percent to 3 percent.²³

Although the Eurosystem did not face as dramatic a market disruption as the Fed, it acted promptly nonetheless “to support normal functioning of markets” (ECB *Press Release*, September 11, 2001). On September 12, it implemented only the second liquidity-providing fine-tuning operation in its history: a one-day, quick tender at the fixed rate of 4.25 percent without pre-specified allotment amount,²⁴ which provided 69 billion euro to the market. Another one-day quick tender at the fixed 4.25 percent rate was implemented on September 13, injecting 40 billion euro. After following the FOMC and lowering its main refinancing rate from 4.25 percent to 3.75 percent on September 17, the Eurosystem implemented its (regularly scheduled) main refinancing operation on September 19 for 71 billion euro, effectively withdrawing funds, since 82 billion euro were in expiration. By that date, liquidity conditions in the euro area had returned essentially to normal.

What is especially interesting of the two institutions’ liquidity management response to the two crisis episodes is that neither the anticipated (but never occurring) Y2K crisis nor the unanticipated (but tragically occurring) September 2001 crisis were examples of classic “banking crises” induced by a sudden loss of confidence in the solvency of the banking system or of a set of financial institutions. The immediate problem confronting the Fed and the Eurosystem during the Y2K date change, and especially the Fed during the September 2001 crisis, was not one of aggregate liquidity *shortage*, but rather one of liquidity *dislocation*, reflecting (actual or anticipated) breakdown in payments systems and the coexistence of institutions unable to unload excess funds with other institutions awaiting for funds and in need to cover their position. Yet, in both cases, the Fed and the Eurosystem opted for an asymmetric response, assigning a large weight to the risk of liquidity shortage faced by banks in need of funds, and acted to prevent the liquidity squeeze from spilling across banks and to the non-bank sector. The time-honored principle that a central bank’s best response to major tumult is to flood the market with liquidity

billion on the date change (far above the previous \$52 billion record of April 1997), while total liquidity peaked at some \$80 billion above norm.

²² “Float” refers to items in course of processing, and typically causes double counting of items credited to recipient institutions before they are debited to issuing institutions.

²³ On September 13 the Fed also agreed to new or expanded swap lines with the ECB, the Bank of England, and the Bank of Canada. Only the ECB drew on its \$50 billion line, for up to \$19 billion on September 13.

²⁴ Another liquidity-providing quick tender had been implemented on June 21. By contrast, the quick-tender implemented on January 5, 2000, was a liquidity-draining operation.

prevailed on both sides of the Atlantic, despite differences the Eurosystem and the Fed might have displayed in dealing with less dramatic shocks to liquidity in non-emergency days.

Interestingly, some of the changes in policy execution that were implemented (especially in the United States) to cope with the two crises, have since become a more permanent fixture of the liquidity management toolkit of the two institutions.

In the United States, two main changes in monetary framework have occurred since 1999, both of which are bound to help closing the gap with how the Eurosystem executes policy in the euro area. First, after expanding the set of collateral accepted for temporary operations in the run up to Y2K, the Fed has continued to accept a broader pool of collateral for its repos.²⁵ This choice brings the Fed marginally closer to the practice of the Eurosystem, which accepts a very broad class of securities as collateral, including—unlike the Fed—private sector securities.²⁶

Second, and more interesting, after experimenting from October 1999 to April 2000 with the “Century Date Change Special Liquidity Facility,” a lending program that allowed banks to borrow funds in accord with traditional European-style practice (loans were granted at penalty rates, with no limit on banks’ use of borrowed funds nor any requirement for banks to seek funds elsewhere first), a closely related lending program was implemented beginning on January 9, 2003. The new program replaces the Fed’s main discount window program and offers “Primary” and “Secondary” collateralized credit to banks on a “no question asked” basis, at premium rates over the target federal funds rate.²⁷ Like the Eurosystem’s marginal borrowing facility, the new program is expected to act to limit market rate fluctuations above target in times of market tightness. At the time of writing, only a few weeks of loan data have been generated by the new program (showing an average of \$20 million in outstanding loans). Clearly, the new facility’s chances of success hinge on its ability to assuage banks’ reluctance to borrow for fear that such decision may reveal a weak financial condition. A possible concern is that as long as a bank

²⁵ While the Y2K date change provided scope for experimenting with a broader collateral base, the choice to expand such base permanently was in large part aimed to facilitating policy execution in an environment with a shrinking supply of Treasury securities. Meanwhile, the urgency of the latter problem has abated.

²⁶ Two factors seem to explain the acceptance of a broad class of collateral by the Eurosystem (including, currently, about 20,000 marketable securities). First, a desire to smooth the transition from the pool of securities accepted as collateral in pre-EMU countries. Second, a concern parallel to that prevailing in the United States: to assure that “sufficient collateral with the desired characteristics should be available to the Eurosystem’s counterparties in order to allow the Eurosystem to supply the required amount of liquidity in the system” (Mastroeni, 2000).

²⁷ Depository institutions deemed to be financially sound are eligible for primary credit at 1 percent above target; the other institutions are eligible for secondary credit at 1½ percent above target.

perceives a decision to borrow from the Fed as revealing information on its financial conditions, it may be even more reluctant to borrow from the new facility at a penalty rate than it was to borrow from the discount window at a subsidized rate.

Across the ocean, on January 5, 2000 the Eurosystem utilized for the first time a U.S.-style, same-day-settlement fine-tuning measure—a one-week fixed-term collection of deposits—to mop up the liquidity stockpiled in the market in preparation for the date change. In fact, since then, the Eurosystem has used fine-tuning measures in a handful of occasions—a slight change in intervention style that has not required amending the policy framework, which was designed from the outset to allow for a great deal of choice among different intervention tools. This small sample hardly establishes a trend, yet the Eurosystem seems to be growing more comfortable with off-schedule, quick-settlement operations that are in common use in the United States.

Clearly, the most widely-acclaimed change in the Eurosystem's framework since its inception in 1999 has been the switch from a fixed-rate to a variable-rate-with-minimum-bid format for refinancing auctions on June 28, 2000. This switch, as intended, eliminated the severe problems of overbidding that had marred previous Eurosystem auctions.²⁸ As we discuss below, it may also have stabilized the Eurosystem's liquidity provision to the interbank market, although our discussion in Section 3 suggests that problems of interest rate instability in the euro area in advance of policy rate hikes in 1999-2000 were unlikely to reflect the specific fixed-rate format: both fixed-rate and minimum-rate auctions are bound to induce upward drifting of market rates when policy tightening is expected.

In part to address problems of interest rate instability induced by its own operational framework, in January 2003 the ECB announced its plan (to become effective in 2004) to synchronize the beginning of each maintenance period with the settlement of the first main refinancing operation following the policy-setting meeting of the ECB Council (usually held on the first Thursday of each month). This change is intended to mitigate the destabilizing role of expected policy changes, which would become effective only on the first day of the following reserve period. (Our estimation suggests that this goal is likely to be achieved: most policy changes are anticipated within the same maintenance period in which they occur.)²⁹

²⁸ See Ayuso and Repullo (2001) and Oechssler and Nautz (2001) for a detailed analysis of the overbidding phenomenon in Eurosystem fixed-rate auctions.

²⁹ Also, the maturity of the main financing operations will be shortened from two weeks to one week, so as to keep the liquidity impact of each operations within the current reserve period.

Thus, partly in response to episodes of market instability, partly (especially for the Eurosystem) as a manifestation of a process of learning how to operate in a new and rapidly evolving market, both central banks have implemented a number of changes to their operational frameworks in recent years. To provide preliminary evidence on how such changes have affected market behavior in the two areas, we followed a simple event-study methodology, and split our data into “early” and “late” samples to study differences in the behavior of interest rate means and volatilities and in the associated liquidity management strategies between the two samples. We set the break-points for the two samples at the times of the main operating changes in the two areas—the shift from fixed-rate to minimum-bid-rate auctions in June 2000 for the euro area, and the switch from (almost) contemporaneous to lagged reserve requirements in August 1998 for the United States—, knowing well that this split may end up capturing other policy-driven and autonomous changes in market behavior between the two periods as well. We then re-estimated the model separately over each sub-sample, using the same methodology described in the previous section.

The main results from our sample-broken estimations are reported in Figures 4-6.³⁰

The first item highlighted in Figure 4 is that the split-sample estimation allows us to reconcile our findings of essentially acyclical behavior of mean rates, discussed in the previous section, with previous evidence of market-tightening around settlement. Our estimates reveal evidence of a sharp up-turn in rates near settlement for the euro area in the ‘early’ sample (middle panels of Figure 4), consistent with the findings of Perez-Quiros and Rodriguez-Mendizabal (2000) and Bindseil and Seitz (2001), as well as for the U.S. sample, consistent with the findings of Hamilton (1996) and others. Over our ‘late’ samples, however, this evidence has all but disappeared in both areas (bottom panels in Figure 4).

Could this change in interest rate behavior be related to changes in liquidity management by the Fed and the ECB? Liquidity supply data, plotted in Figure 6, shows that both banks—especially the Fed—have moved aggressively in the later sample to skew liquidity supply to offset market tightness around settlement. In the earlier sample, the Fed typically increased its supply of liquidity over the last three days of the period by about six percent of required reserves; in the later sample, the increase in liquidity over the last three days of the period was about 25 percent of required reserves. Similarly, the Eurosystem moved from tightening

³⁰ Detailed results from the sample-split estimations are available from the authors upon request.

liquidity by about two percent of required reserves in the last five days of the period in the earlier sample to increasing liquidity by about four percent of required reserves in the later sample.

Our split-sample analysis also documents interesting changes in interest volatility after the Eurosystem shifted to variable-rate auctions in June 2000. Specifically, while the qualitative behavior of volatility over the reserve period was essentially unchanged from the pre-June 2000 to the post-June 2000 period (see the two bottom-left panels in Figure 5), there was an overall decline in volatility from the earlier to the later sample: the mean absolute median difference of daily interest rate changes fell from 0.077 (about 8 basis points) in the earlier sample to 0.056 in the later sample, suggesting that the change in auction format may have enhanced the Eurosystem's ability to control the liquidity of the interbank market.³¹ As for the U.S. experience, results for which are also plotted in Figure 5, the most interesting feature highlighted by our split-sample estimates is of a substantially weaker cyclical behavior of volatility in the "late" sample, likely reflecting more aggressive and frequent intervention by the Fed and the weakening in reserve requirements from the earlier period discussed in Section 2.

5. Conclusions

We conclude by addressing a question of more general relevance. Why is it important for central banks to stabilize very short-term interest rates, when deviations of such rates from their desired level tend to display little persistence, disappearing in most cases within a few days?

Rather than providing an answer of our own to this question, we queried several open-market officials and received answers that included: i) the interbank market is a major source of funds for many financial institutions, and high-frequency changes in interest rates may have significant repercussions on banks' borrowing costs; ii) open market desks are responsible for keeping market rates near their desired level; failure in this simple endeavor may have negative repercussions for the central bank's reputation in its other roles, such as that of financial supervisor; iii) interest volatility has an adverse effect on the effectiveness of the interbank market as intermediary of funds among banks and the non-bank sector; iv) interest volatility is a symptom of deeper ills, including misallocation of liquidity among financial institutions and

³¹ The decline in volatility is significant at the 0.03 level or less, according to standard non-parametric tests. Needless to say, comparison of overall volatility across samples provides only *prima facie* evidence on the

uncertainty about the future course of monetary policy; v) interest volatility complicates central banks' job by blurring signals sent by the market on its own liquidity conditions.

While no single one of these arguments convinces us entirely, we accept that each has played a role, at different times in recent decades, in causing industrial countries' central banks to tinker with their monetary policy framework, so as to find better ways to stabilize very-short-term interest rates around levels dictated by longer-term monetary objectives. This evolution has led the central banks of the world's two main currency areas—the Eurosystem and the Fed—to adopt two rather different frameworks for their day-to-day execution of policy: a more “hands-off” approach for the Eurosystem, centered on largely delegating to depository institutions the task of stabilizing their own liquidity at high frequency; and a more “hands-on” approach for the Federal Reserve, involving daily intervention to fine-tune the liquidity of the banking system.

Despite these differences in formal frameworks, we find that certain ingredients of the two institutions' style of monetary policy execution have significantly mitigated differences in market behavior between the two areas. For instance, although the Fed has retained fully the option of offsetting shocks to banks' liquidity at high frequency, it has not used this flexibility fully—historically at least—to stabilize pre-settlement interest volatility, nor to keep rates tightly close to their pre-change target before a target change. On the other hand, although the Eurosystem's framework leaves little scope for daily fine-tuning, the quickly-earned credibility of the central bank's commitment to interest rate stabilization and the intertemporal smoothing induced by reserve requirements have allowed the Eurosystem to stabilize interest rates effectively and reap essentially all the ‘announcement effect’ benefits of policy changes. Also, asymmetries in both central banks' provision of liquidity in advance of policy rate hikes and cuts have induced qualitative similarities in the behavior of market rates in advance of policy changes. Most importantly, perhaps, in times of crisis both central banks have displayed a remarkable willingness to make full use of the flexibility offered by their monetary frameworks for day-to-day liquidity management, and behaved in very similar fashion to secure the stability of the domestic financial system.

effect of a policy shift, since it does not separate the volatility effect of the policy shift from possible changes in volatility of autonomous flows across samples.

Appendix. The econometric model

The EGARCH model outlined in the text is essentially in the style of Nelson (1991). We begin by measuring interest rates as differences between daily effective (i.e., transaction weighted) overnight rates and contemporaneous key policy rates, denoting these difference by \tilde{r}_t . We then assume:

$$\tilde{r}_t = \mu_t + \sigma_t \upsilon_t, \quad (1)$$

$$\mu_t = \tilde{r}_{t-1} + d_{m_t} + d_{w_t} + d_{c_t} + \alpha_0 \Delta r_t^* + \dots + \alpha_n \Delta r_{t-n}^* + \phi_1 \Delta r_{t+1}^* + \dots + \phi_m \Delta r_{t+m}^*, \quad (2)$$

$$\ln(\sigma_t^2) = \lambda \ln(\sigma_{t-1}^2) + (1-\lambda L)(d'_{m_t} + d'_{w_t} + d'_{c_t} + d'_{p_t}) + \varepsilon_t. \quad (3)$$

In (2) and (3), $m_t = T, \dots, 1, 0$, counts days until the end of the maintenance period at t ; $w_t = Monday, \dots, Friday$, is a week-day pointer at t ; c_t is a pointer to other calendar days (end months, end quarters, days before and after one, two, and three-day holidays) at t ; d_{m_t} , d_{w_t} , and d_{c_t} in the mean equation, and d'_{m_t} , d'_{w_t} , and d'_{c_t} in the variance equation, are the corresponding dummies for reserve period, weekday, and other calendar effect coefficients;³² d'_{p_t} is a dummy for days in which a policy rate changed; L is the lag operator; υ_t is a mean-zero, unit variance, i.i.d. error term; and $\alpha_0, \dots, \alpha_n$ and ϕ_1, \dots, ϕ_m are coefficients associated with policy rate changes occurring, respectively, $0, \dots, n$ days earlier and $1, \dots, m$ days later, respectively.

Because of limits on banks' ability to carry reserve imbalances to future maintenance periods (some carryover is permitted in the United States but not in the euro area), we must allow for first-day coefficients in the mean equation to differ from other days' coefficients. We do so by interacting the coefficients in (2) with a first-day dummy.

We model the shock in the variance equation as $\kappa |\nu_{t-1}| + \theta \nu_{t-1}$, allowing the effect on the variance of positive and negative shocks to differ when θ is different from zero. In estimation, we approximated the absolute-value function $|\nu_{t-1}|$, as in Andersen and Lund, 1997, by setting $|\nu_t| = |\nu_t|$ for $|\nu_t| > \pi / 2k$ and $|\nu_t| = (0.5\pi - \cos(k\nu_t)) / k$ for $|\nu_t| < \pi / 2k$, setting $k=20$. Analysis of the residuals led us to an EGARCH(1,1) model for both countries.

³² In the United States, maintenance periods always end on Wednesdays, so the coefficients are not separately identified. In the euro area, the maintenance period is linked to calendar months. One linear restriction then suffices to identify both weekday and maintenance period effects (we use $\sum w_t = 0$).

Table 4**Estimated parameters not included in Figures 3-5**

(standard errors in parentheses; ** and * indicate significance at 5% and 10% level)

	Euro area		United States	
	Mean	Variance	Mean	Variance
Monday		2.593 (4.192)		
Tuesday ¹		0.286 (0.208)		
Wednesday ¹		0.720 ** (0.219)		
Thursday ¹		0.084 (0.221)		
Friday ¹		0.422 ** (0.205)		
First day of the maintenance period		5.746 ** (0.517)		
Day in which target rate changes			0.990 ** (0.325)	
End of months 1,2,4,5,7,8,10,11, or the previous and following days		2.196 ** (0.382)		
End of quarter, or the previous and following days		3.709 ** (0.521)	1.838 ** (0.201)	
End of year, or the previous and following days		3.207 ** (0.590)	1.574 ** (0.413)	
Day before end of month			0.013 * (0.007)	
End of month	0.052 ** (0.006)		0.078 ** (0.007)	
Day after end of month	-0.033 ** (0.006)		-0.038 ** (0.008)	
End of quarter	0.088 ** (0.014)		0.167 ** (0.026)	
Day after end of quarter	-0.105 ** (0.014)		-0.095 ** (0.032)	
End of year	0.280 ** (0.134)		-0.788 ** (0.054)	
Day after end of year	-0.322 ** (0.074)		1.162 ** (0.069)	
Day before 1-day holiday				1.273 ** (0.367)
Day after 1-day holiday				1.286 ** (0.394)
Day before 3-day holiday			-0.024 ** (0.008)	
Day after 3-day holiday			0.202 ** 0.011	0.541 ** (0.273)
Degrees of freedom of the t-distribution	2.182 ** (0.201)		2.374 ** (0.167)	
EGARCH parameters:				
α	1.596 ** (0.767)		1.244 ** (0.226)	
δ	0.810 ** (0.029)		0.554 ** (.039)	
χ	0.098 (0.112)		0.434 ** (0.097)	

¹ Mean difference from Monday (basis points).

Figure 1
U.S. transaction balances swept into money market deposits

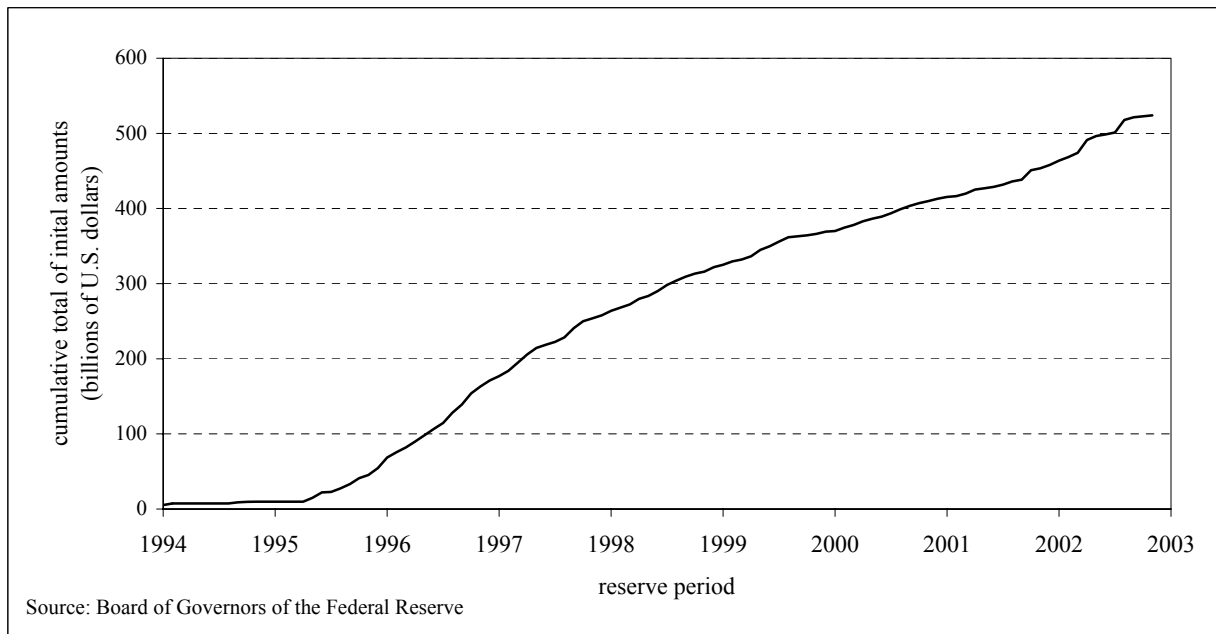


Figure 2
Overnight interbank rates and key policy rates

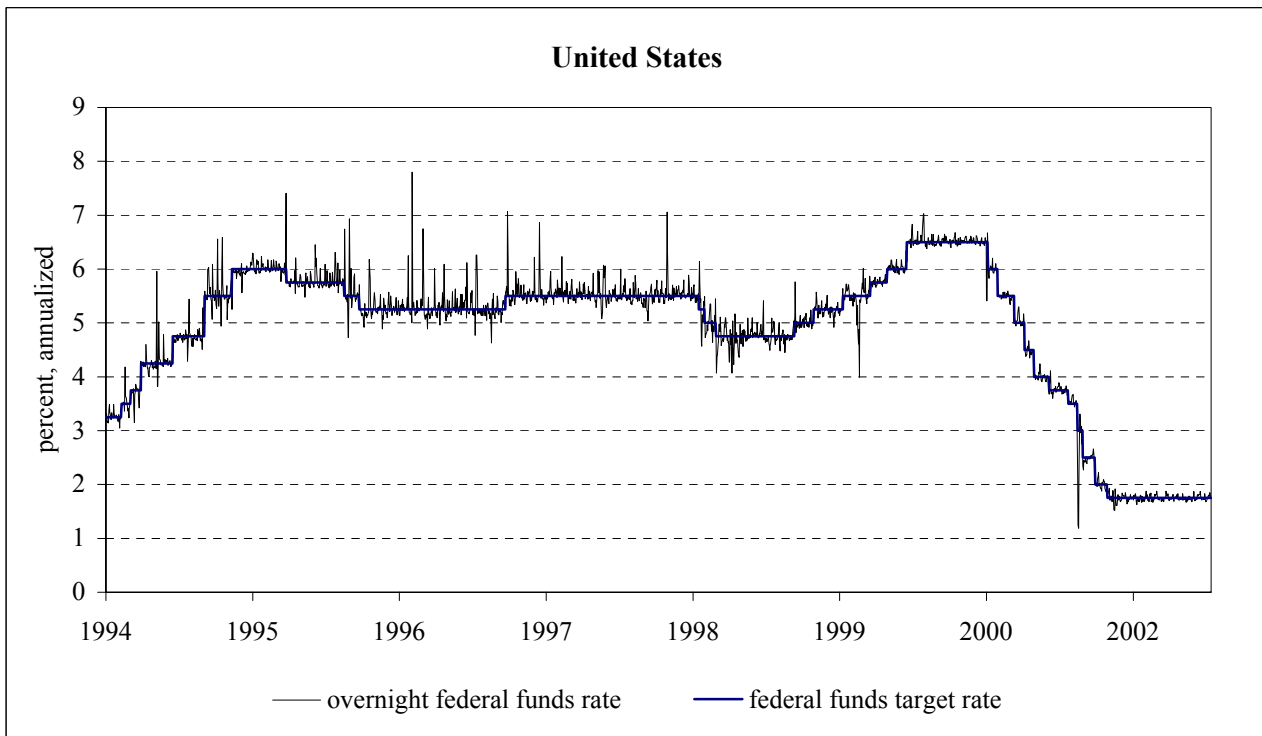
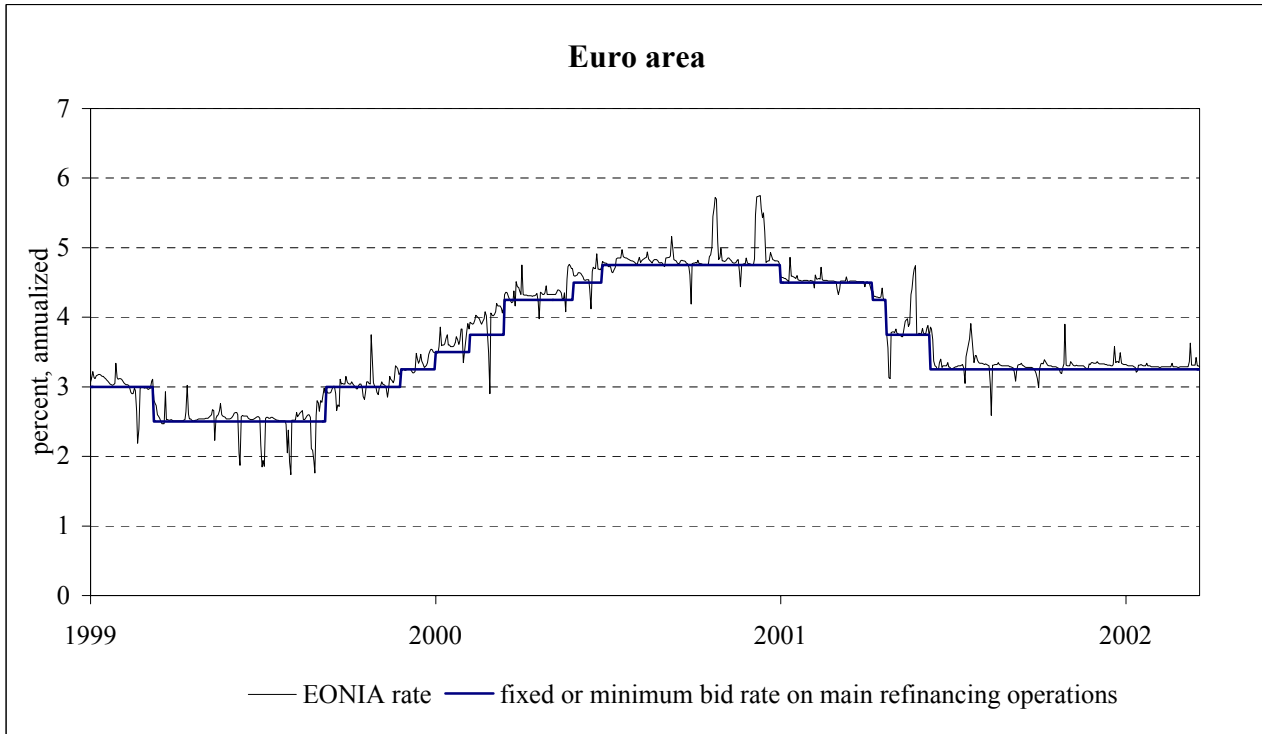


Figure 3
Estimates of anticipation and
announcement effects of policy rate changes

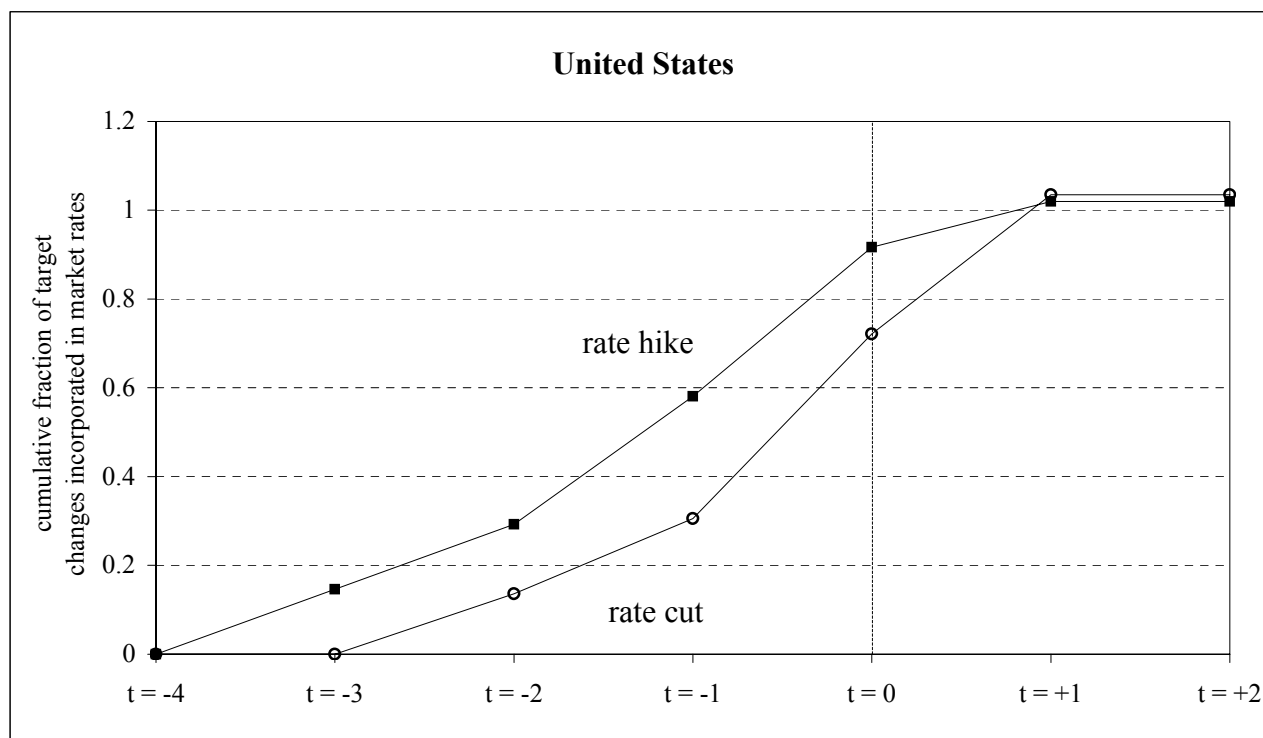
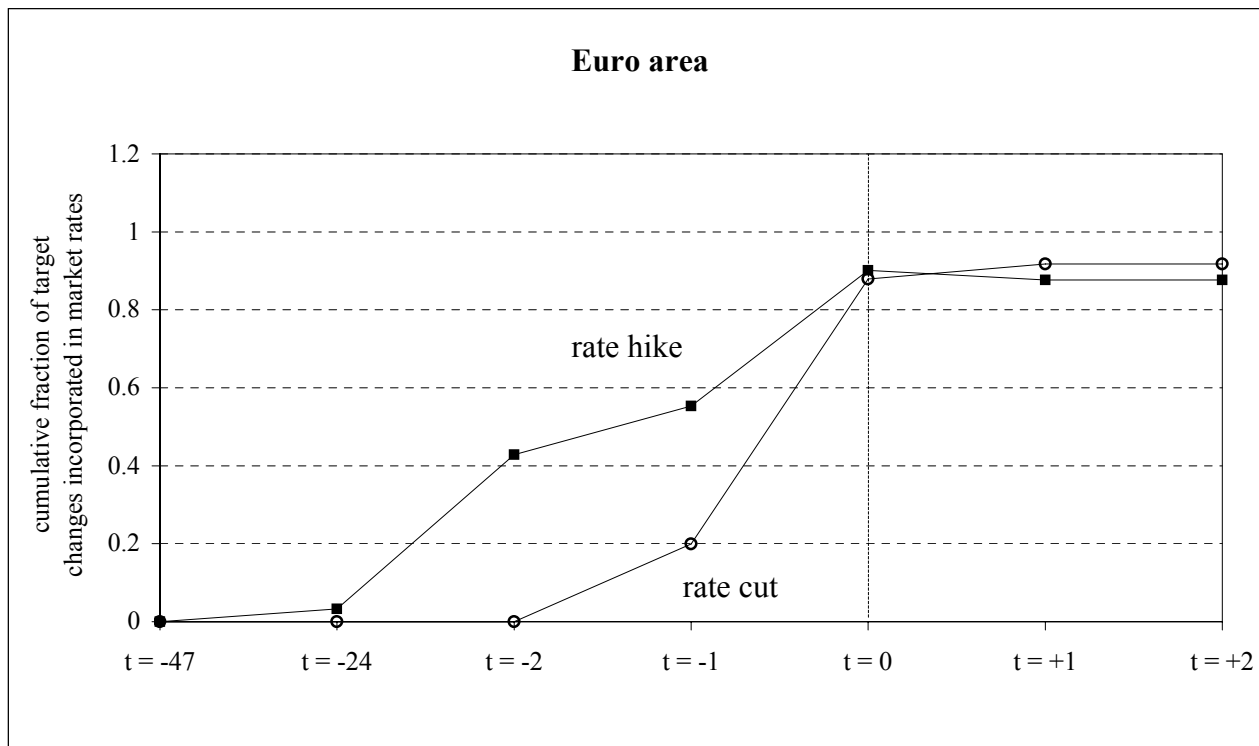


Figure 4
Mean overnight interest rate by day of the reserve period

Euro area

United States

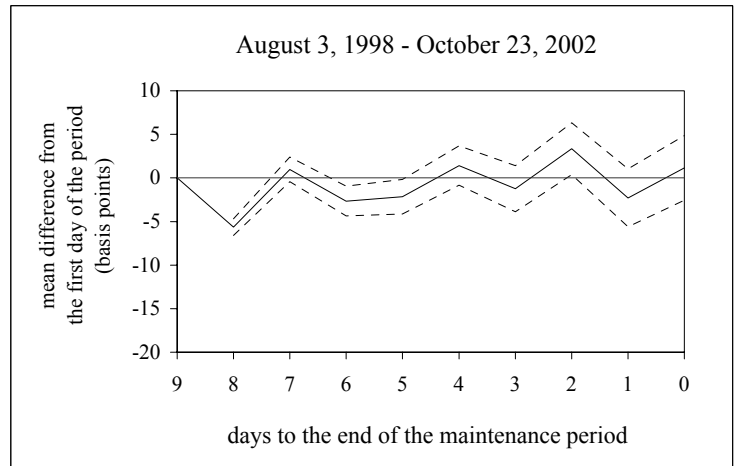
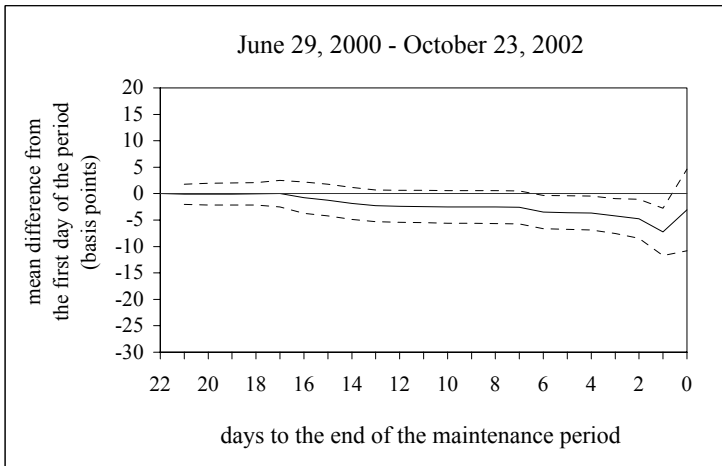
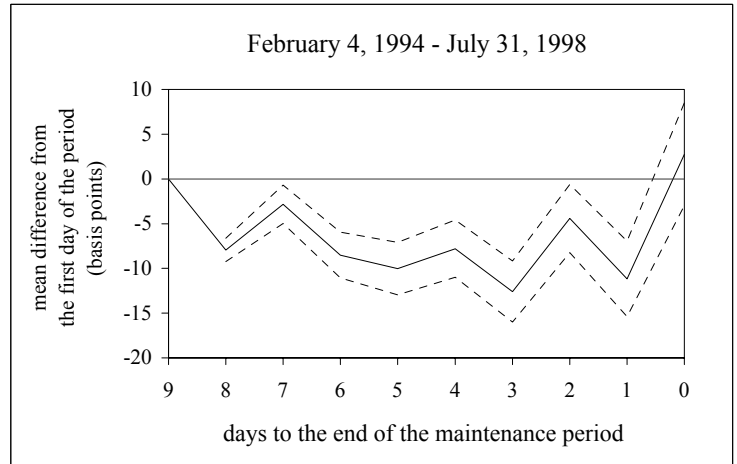
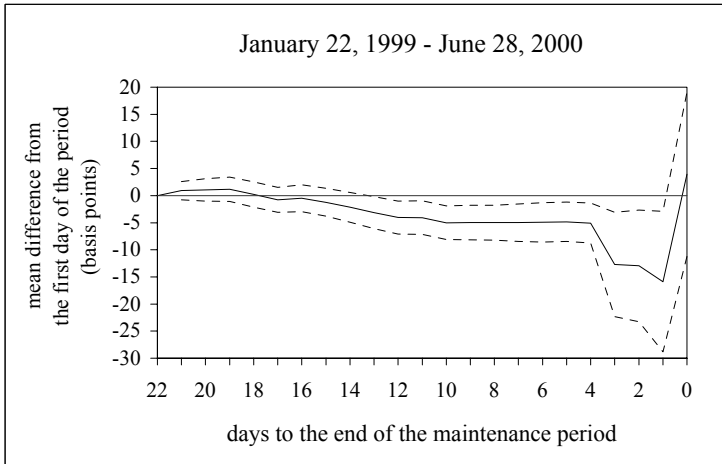
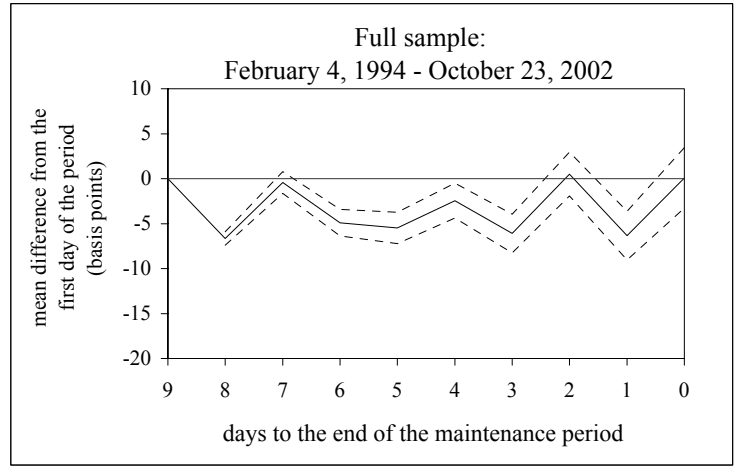
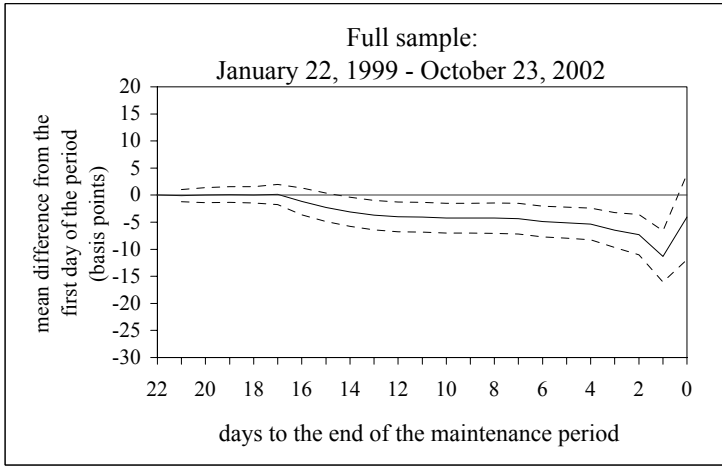


Figure 5
Overnight interest rate volatility by day of the reserve period

Euro area

United States

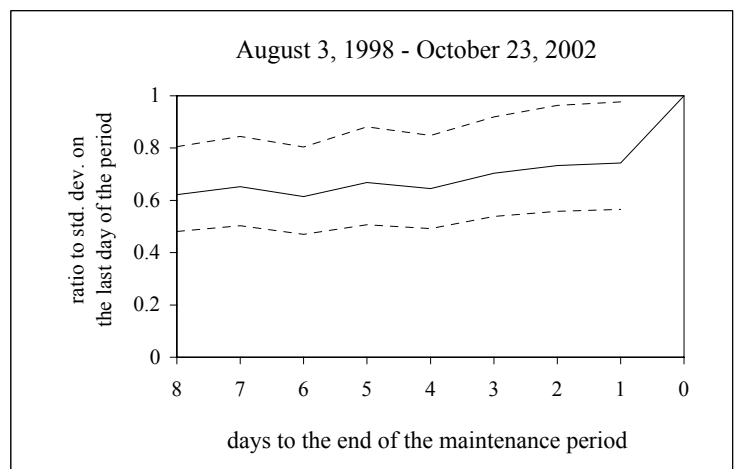
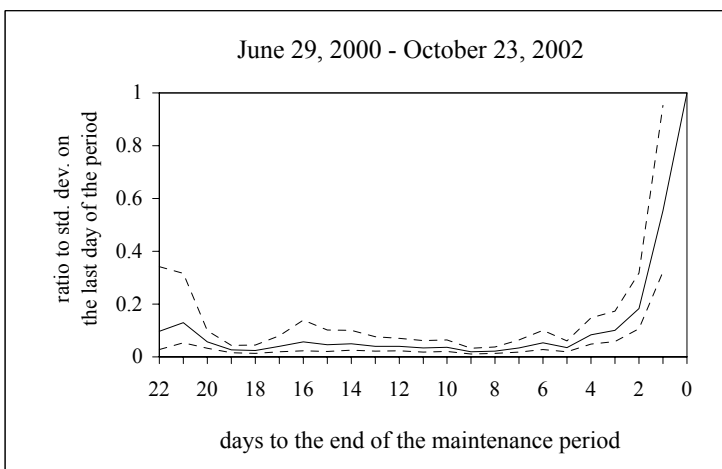
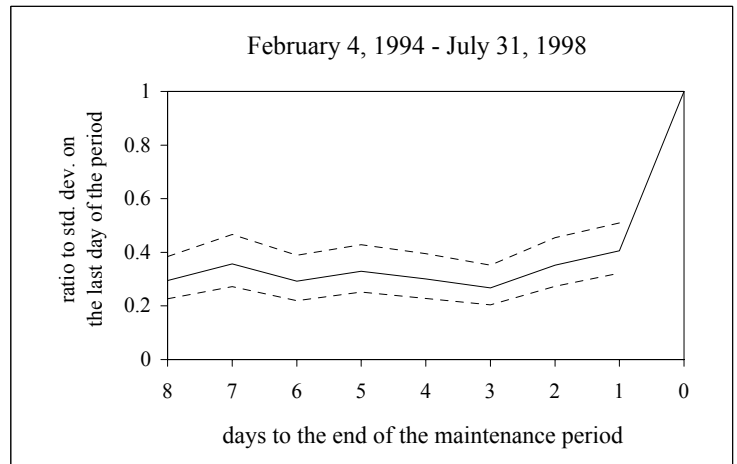
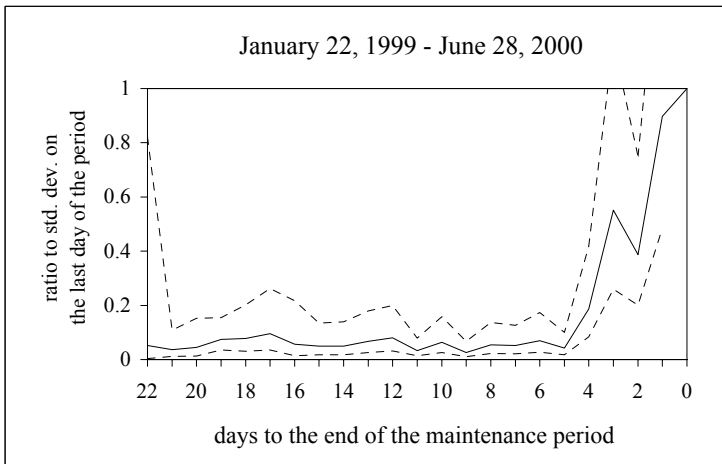
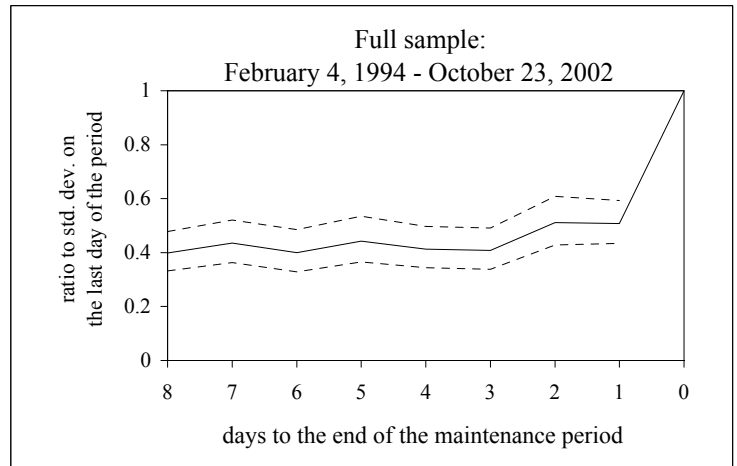
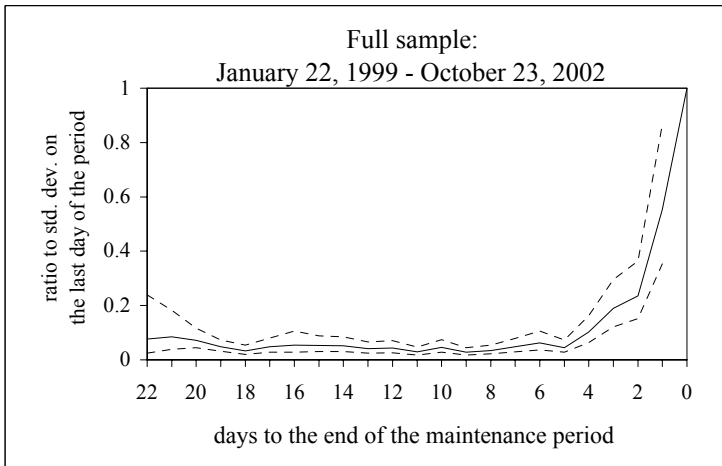
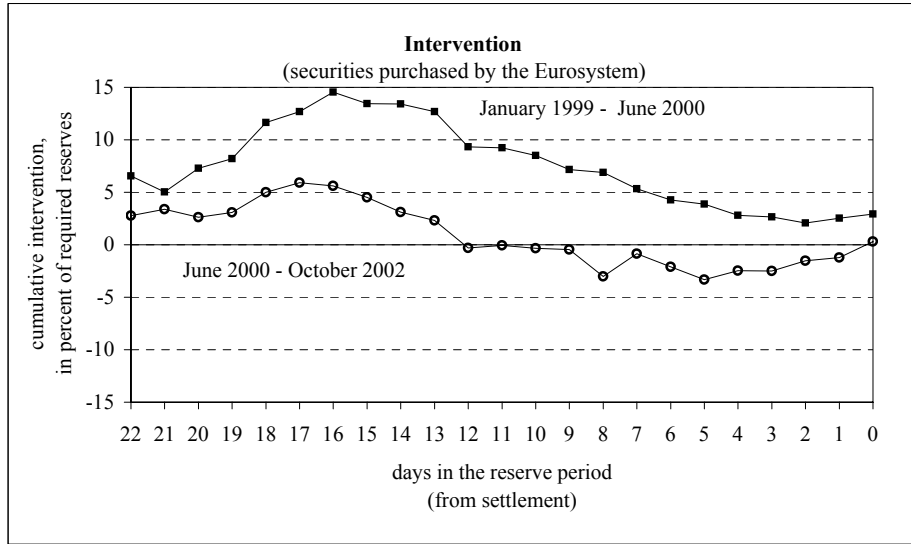


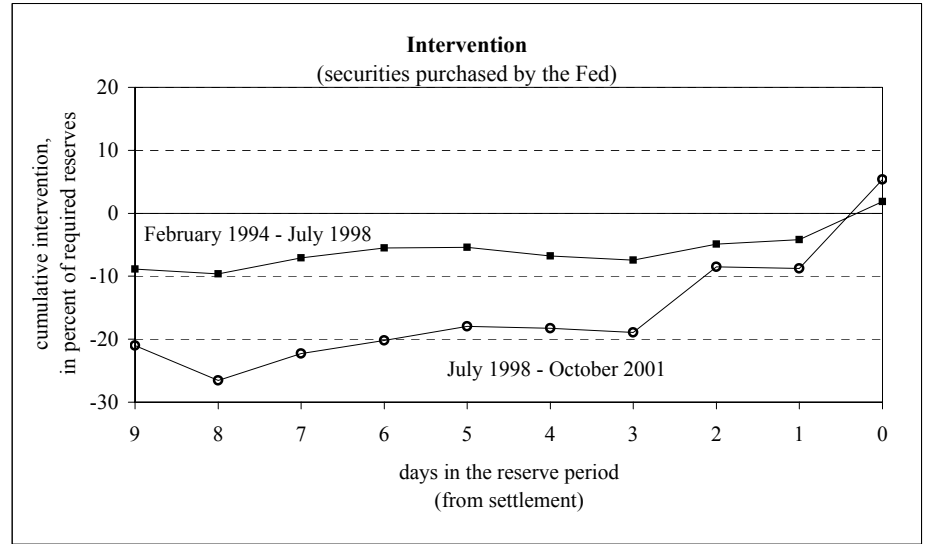
Figure 6

Intervention and excess reserves over the reserve period

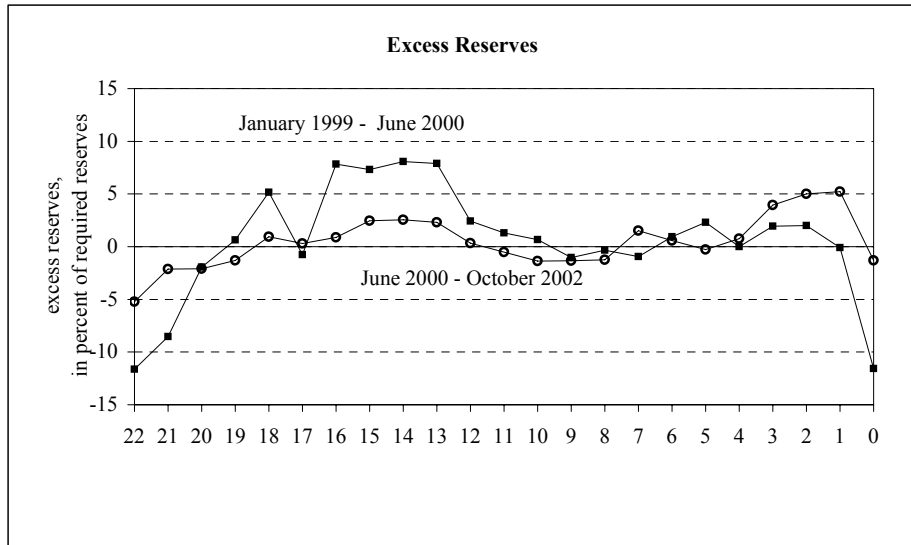
Euro area



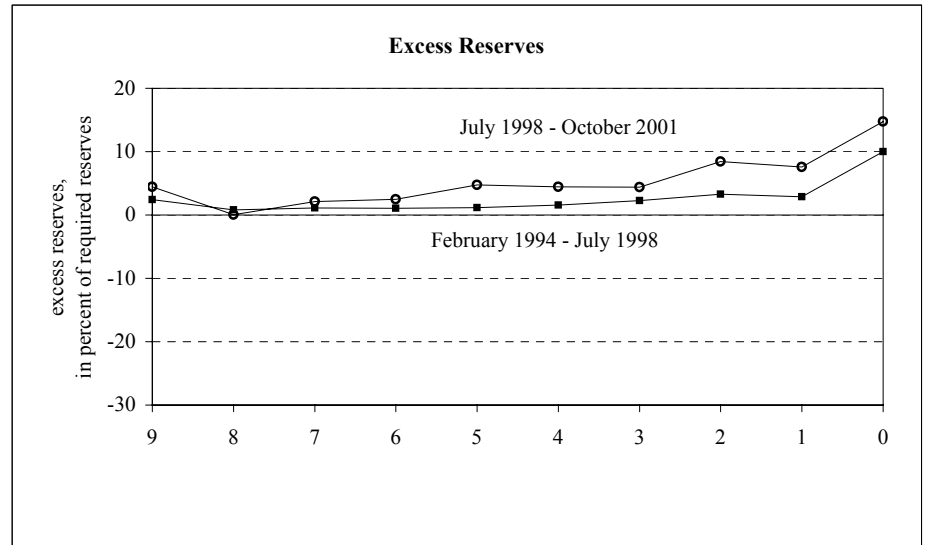
United States



Excess Reserves



Excess Reserves



References

- Andersen, Torben G., and Jesper Lund (1997) "Estimating Continuous-Time Stochastic Volatility Models of the Short-term Interest Rate," *Journal of Econometrics* 77, 343-377.
- Angelini, Paolo (2002), "Liquidity and Announcement Effects in the Euro Area," Banca d'Italia, manuscript.
- Ayuso Juan, and Rafael Repullo (2001), "Why Did the Banks Overbid? An Empirical Model of the Fixed Rate Tenders of the European Central Bank," Banco de Espana, Working Paper No. 0105.
- Balduzzi, Pierluigi, Giuseppe Bertola, Silverio Foresi, and Leora Klapper (1998), "Interest Rate Targeting and the Dynamics of Short-Term Rates," *Journal of Money, Credit, and Banking* 30, 26-50.
- Bennett, Paul, and Spence Hilton (1997) "Falling Reserve Balances and the Federal Funds Rate," Federal Reserve Bank of New York, *Current Issues in Economics and Finance* 3:5.
- Bennett, Paul, and Stavros Peristiani (2002) "Are U.S. Reserve requirements Still Binding?" Federal Reserve Bank of New York Economic Policy Review 8:1, pp. 53-68.
- Bindseil, Ulrich, and Franz Seitz (2001), "The Supply and Demand for Eurosystem Deposits: The First 18 Months," European Central Bank, Working Paper No. 44.
- Bindseil, Ulrich (2002), "Equilibrium Bidding in the Eurosystem's Open Market Operations," ECB Working Paper No. 137.
- Blenck, Denis, Hasko, H., Hilton, Spence, and K. Masaki (2001), "The Main Features of the Monetary Policy Frameworks of the Bank of Japan, the Federal Reserve and the Eurosystem," in *Comparing Monetary Policy Operating Procedures across the United States, Japan, and the Euro Area*, BIS Paper New Series No. 9, December 2001, pp. 23-47.
- Borio, Claudio E. V. (1997), "Monetary Policy Operating Procedures in Industrial Countries," in *Implementation and Tactics of Monetary Policy*, BIS Conference Papers Vol. 3, Basle, pp. 286-368.
- Borio, Claudio E.V. (2001), "A Hundred Ways to Skin a Cat: Comparing Monetary Policy Operating Procedures in the United States, Japan and the Euro Area," in *Comparing Monetary Policy Operating Procedures across the United States, Japan, and the Euro Area*, BIS Paper New Series No. 9, December 2001, pp. 23-47.

- Brunner, Allan D., and Cara S. Lown (1993), "The Effect of Lower Reserve Requirements on Money Market Volatility," *American Economic Review, Papers and Proceedings* 83, 199-205.
- Clouse, James A., and James P. Jr. Dow (2002), "A Computational Model of Banks' Optimal Reserve Management Policy," *Journal of Economic Dynamics and Control* 26, pp. 1787-1814.
- Demiralp, Selva, and Oscar Jordà (2002), "The Announcement Effect: Evidence from Open Market Desk Data," Federal Reserve Bank of New York *Economic Policy Review* 8:1, pp. 29-48.
- De Nederlandsche Bank (2001), "A Comparative Study of the Federal Reserve System and the ESCB," *Quarterly Bulletin*, March, pp. 55-64.
- Ejerskov, Steen, Clara Martin Moss, and Livio Stracca (2003), "Demand and Supply in the ECB's Main Refinancing Operations," European Central Bank, manuscript.
- Escriva, J.L., and G.P. Fagan (1966), "Empirical Assessment of Monetary Policy Instruments and Procedures in EU Countries," EMI Staff Papers No. 2, Frankfurt, May.
- European Central Bank (1988), *The Single Monetary Policy in Stage Three: General Documentation on ESCB Monetary Policy Instruments and Procedures*, Frankfurt, September.
- European Central Bank (1999), "The Role of the Operational Framework of the Eurosystem: Description and First Assessment," in *ECB Monthly Bulletin*, May.
- European Central Bank (1999), "The Institutional Framework of the European System of Central Banks," in *ECB Monthly Bulletin*, July, pp. 55-63.
- European Central Bank (2002), "The Liquidity Management the ECB," in *ECB Monthly Bulletin*, May, pp. 41-53.
- Feinman, Joshua N. (1993), "Estimating the Open Market Desk's Daily Reaction Function," *Journal of Money, Credit, and Banking* 25, pp. 231-427.
- Gaspar, Vitor, P.Jez-Quirós, Gabriel, and Jorge Sicilia (2001), "The ECB Monetary Policy Strategy and the Money Market," *International Journal of Finance and Economics* 4, 325-342.
- Hamalainen, Sirkka (2000), "The Operational Framework of the Eurosystem," address to Conference on the Operational Framework of the Eurosystem and the Financial Markets, Frankfurt, 5-6 May 2000.

- Hamilton, James H. (1996), "The Daily Market for Federal Funds," *Journal of Political Economy* 104, 26-56.
- Hartmann, Philipp, Manna, Michele, and Andrés Manzanares (2001), "The Microstructure of the Euro Money Market," *Journal of International Money and Finance* 20, pp. 895-948.
- Issing, Otmar, Gaspar, Vitor, Angeloni, Ignazio, and Oreste Tristani, *Monetary Policy in the Euro Area, Strategy and Decision-Making at the European Central Bank*, Cambridge, Cambridge University Press, 2001.
- Mastroeni, Orazio (2000), "The Collateral Framework of the Eurosystem: Some Evidence in the First Months of the European Monetary Union," European Central Bank.
- Nelson, Daniel B. (1991), "Conditional Heteroskedasticity in Asset Returns: A New Approach," *Econometrica* 59, pp. 347-370.
- Oechssler, Jörg, and Dieter Nautz (2001), "The Repo Auction of the European Central Bank and the Vanishing Quota Puzzle," University of Bonn, Discussion Paper No. 9/2001.
- Perez- Quiros, Gabriel, and Hugo Rodriguez-Mendizabal (2000), "The Daily Market for Funds in Europe: Has Something Changed with EMU?," ECB working paper No. 67.
- Prati, Alessandro, Leonardo Bartolini, and Giuseppe Bertola (2003), "The Overnight Interbank Market: Evidence from the G-7 and the Euro Zone," forthcoming, *Journal of Banking and Finance*.
- Ruckriegel, Karlheinz, and Franz Seitz (2002), "The Euro System and the Federal Reserve System Compared: Facts and Challenges," Working Paper No. B 02, Center for European Integration Studies, Bonn.
- Würtz, Flemming Reinhardt (2003), "A Comprehensive Model on the Euro Overnight Rate," ECB Working Paper No. 207.