

Kandpal, Eeshani; Baylis, Kathy; Arends-Kuenning, Mary P.

## Working Paper

# Empowering women through education and influence: An evaluation of the Indian Mahila Samakhya program

IZA Discussion Papers, No. 6347

## Provided in Cooperation with:

IZA – Institute of Labor Economics

*Suggested Citation:* Kandpal, Eeshani; Baylis, Kathy; Arends-Kuenning, Mary P. (2012) : Empowering women through education and influence: An evaluation of the Indian Mahila Samakhya program, IZA Discussion Papers, No. 6347, Institute for the Study of Labor (IZA), Bonn, <https://nbn-resolving.de/urn:nbn:de:101:1-201205026130>

This Version is available at:

<https://hdl.handle.net/10419/58722>

### Standard-Nutzungsbedingungen:

Die Dokumente auf EconStor dürfen zu eigenen wissenschaftlichen Zwecken und zum Privatgebrauch gespeichert und kopiert werden.

Sie dürfen die Dokumente nicht für öffentliche oder kommerzielle Zwecke vervielfältigen, öffentlich ausstellen, öffentlich zugänglich machen, vertreiben oder anderweitig nutzen.

Sofern die Verfasser die Dokumente unter Open-Content-Lizenzen (insbesondere CC-Lizenzen) zur Verfügung gestellt haben sollten, gelten abweichend von diesen Nutzungsbedingungen die in der dort genannten Lizenz gewährten Nutzungsrechte.

### Terms of use:

*Documents in EconStor may be saved and copied for your personal and scholarly purposes.*

*You are not to copy documents for public or commercial purposes, to exhibit the documents publicly, to make them publicly available on the internet, or to distribute or otherwise use the documents in public.*

*If the documents have been made available under an Open Content Licence (especially Creative Commons Licences), you may exercise further usage rights as specified in the indicated licence.*

IZA DP No. 6347

**Empowering Women through Education and Influence:  
An Evaluation of the Indian *Mahila Samakhya* Program**

Eeshani Kandpal  
Kathy Baylis  
Mary Arends-Kuenning

February 2012

# **Empowering Women through Education and Influence: An Evaluation of the Indian *Mahila Samakhya* Program**

**Eeshani Kandpal**

*World Bank*

**Kathy Baylis**

*University of Illinois at Urbana-Champaign*

**Mary Arends-Kuenning**

*University of Illinois at Urbana-Champaign  
and IZA*

Discussion Paper No. 6347

February 2012

IZA

P.O. Box 7240  
53072 Bonn  
Germany

Phone: +49-228-3894-0

Fax: +49-228-3894-180

E-mail: [iza@iza.org](mailto:iza@iza.org)

Any opinions expressed here are those of the author(s) and not those of IZA. Research published in this series may include views on policy, but the institute itself takes no institutional policy positions.

The Institute for the Study of Labor (IZA) in Bonn is a local and virtual international research center and a place of communication between science, politics and business. IZA is an independent nonprofit organization supported by Deutsche Post Foundation. The center is associated with the University of Bonn and offers a stimulating research environment through its international network, workshops and conferences, data service, project support, research visits and doctoral program. IZA engages in (i) original and internationally competitive research in all fields of labor economics, (ii) development of policy concepts, and (iii) dissemination of research results and concepts to the interested public.

IZA Discussion Papers often represent preliminary work and are circulated to encourage discussion. Citation of such a paper should account for its provisional character. A revised version may be available directly from the author.

## ABSTRACT

### **Empowering Women through Education and Influence: An Evaluation of the Indian *Mahila Samakhya* Program<sup>\*</sup>**

This paper shows that participation in a community-level female empowerment program in India significantly increases participants' physical mobility, political participation, and access to employment. The program provides support groups, literacy camps, adult education classes, and vocational training. We use truncation-corrected matching and instrumental variables on primary data to disentangle the program's mechanisms, separately considering its effect on women who work, and those who do not work but whose reservation wage is increased by participation. We also find significant spillover effects on non-participants relative to women in untreated districts.

JEL Classification: D13, I24, J16, O15, O17

Keywords: women's empowerment, community-level interventions, impact evaluation, India

Corresponding author:

Mary Arends-Kuenning  
Agricultural and Consumer Economics  
University of Illinois at Urbana-Champaign  
1301 W. Gregory Drive, MC-710  
Urbana, IL 61801  
USA  
E-mail: [marends@illinois.edu](mailto:marends@illinois.edu)

---

<sup>\*</sup> We are grateful to Yusuke Kuwayama, Nolan Miller, Alex Winter-Nelson, Don Fullerton, Alain de Janvry, Thomas Walker, Chris Barrett, Phil Garcia, Laura Schechter, Carl Nelson, Catalina Londoño, Sahan Dissanayake, Ben Wood, and participants of the NEUDC 2010, AAEA 2010, PAA 2011, and AEA 2012 conferences. We thank Sumita Kandpal, Geeta Gairola, Basanti Pathak, Preeti Thapliyal, Ravi Mehta and the entire *Mahila Samakhya* Uttarakhand family for their support. Kandpal acknowledges with gratitude the financial support provided by the Goodman Fellowship and the Due Ferber International Research Award of the WGPP, the College of ACES AYRE Fellowship, and the Survey Research Laboratory's Seymour Sudman Dissertation Award. Baylis thanks the University of Illinois Research Board for the Arnold O. Beckman award.

## 1.1 Motivation

Empowerment allows individuals to reach their full potential, to improve their political and social participation, and to believe in their own capabilities. Gender empowerment also has important ramifications for the rest of the household; empowered women have fewer children and higher child survival rates (Rosenzweig and Schultz, 1982; Dyson and Moore, 1983), healthier and better-fed children (Lundberg, Pollak and Wales, 1997; Kanbur and Haddad, 1994), and a generally greater allocation of resources to children (Thomas, 1990; Handa, 1996). Development programs have aimed to empower women by increasing their control over contraceptive choices, by providing them access to credit, and through education.

Women’s empowerment is particularly hard to achieve within a generation because it is driven not only by information about choices, but also by the acceptability of these choices. Communities are often governed by strict social norms, which can both be driven by and drive the choices traditionally made by women in the village. If the social stigma associated with working outside the home or using contraceptives is prohibitive, then mere access to education or birth control may not change empowerment outcomes. Instead, providing access to women who have made different choices can expand information sets and demonstrate the outcomes associated with these choices. As an alternative to targeting individual women, empowerment for women may be affected by combining learning and influence through community action and peer networks.

In this paper, we use primary data from rural north India to examine the impact of a program called *Mahila Samakhya* on female empowerment outcomes. *Mahila Samakhya* aims to empower women by educating them. The program provides literacy camps, adult education classes, and vocational training. The program also creates support groups on issues of social importance, such as domestic violence and alcoholism. We measure empowerment using (1) the ownership of identification cards for the national government’s rural employment guarantee scheme, which proxies for access to outside employment, (2) the ability to leave the household without permission, which reflects physical mobility, and (3) participation in weekly village council meetings, which measures political participation. The literature identifies access to outside employment, physical mobility,

and political participation as three important components of gender empowerment. These variables represent a wide variety of domains in which a program like *Mahila Samakhya* can empower women: economic, social, and within the household.

*Mahila Samakhya* is an innovative approach to improving female empowerment. While a number of programs aim to improve female empowerment through education, *Mahila Samakhya* combines education with support groups, and has the explicit objective of increasing gender empowerment. We posit that this program affects female bargaining power in two ways. First, education provided by the program directly improves job prospects and increases the reservation wage; the program thus helps empower women to control a greater share of the household's resources and to become more active participants in their communities. Further, the program may have an indirect effect through improved information flows that may change social norms. These social spillovers also empower participants who do not have access to outside employment and thus do not benefit from the direct employment aspect of *Mahila Samakhya* (Montgomery and Casterline, 1996). As a result, even unemployed participants and non-participants may be empowered by *Mahila Samakhya*.

In establishing whether *Mahila Samakhya* has a significant impact on female empowerment, we need to account for two potential sources of endogeneity: (1) the program's choice of communities in which to operate, and (2) the individual's choice of whether then to participate. Hence, we conduct our analysis in four stages: first, we match non-participants in treated districts (referred to hereon as "non-participants") and women in untreated districts (referred to hereon as "the untreated"), in order to examine whether they are significantly different from each other. This step allows us to observe whether the program is targeted in placement over observables. If the program were targeted to communities where women have low initial bargaining power, not controlling for endogenous placement would lead to underestimates of the actual treatment effect. However, if non-participants and the untreated are not significantly different from each other, we can posit that the program is not targeted towards areas of most need and that targeted placement is unlikely to affect estimates.

Second, we test whether program participants are significantly more empowered than similar women from untreated districts to determine whether the program has a significant treatment

effect. We use matching and instrumental variables in this step. Our instrument relies on the roll-out of the program to control for selection in the participation decision. Using both approaches, we find a positive, significant treatment effect of the program on women’s empowerment outcomes; participants are more likely to have access to outside employment, are able to leave the house without permission and are more likely to attend village council meetings, although this last effect is not significant in all specifications. The marginal effects from the IV approach emphasize the potential for large numbers of women to benefit from interventions like *Mahila Samakhya*.

Third, we focus on participants who do not work, comparing them to the untreated who also do not work. Using both instrumental variables and matching, we find that even participants who do not benefit from the enhanced employability from participation are significantly more likely to leave the house without permission. Results also suggest that participants who do not have access to outside employment are more likely than non-participants without access to outside employment to leave the house without permission and to participate in the village council. Fourth, we compare non-participants to untreated women to test for the presence of spillover effects in treated areas. We find that non-participants in treated villages have greater access to outside employment, greater physical mobility and higher attendance of village council meetings than untreated women, which point to the positive spillover effects of *Mahila Samakhya*.

Most studies of program impact analyze interventions targeted at the individual. Only a small number of papers examine community-level interventions because these programs often aim to change outcomes that are difficult to measure and use methods that combine direct individual intervention (education) with the process of the intervention (community meetings). Thus, evaluating community-level programs often poses the dual difficulty of imprecisely-measured outcomes and a “treatment” that is hard to identify. In this paper, we use changes in outcomes and an instrument suggested by detailed field tests to disentangle the mechanisms of the program and identify the effect of the program on female empowerment.

Few other papers study *Mahila Samakhya*; one of these papers focuses on the program’s effect on building village-level social capital and trust rather than studying its intended impact on female empowerment (Janssens, 2010). In other work, Kandpal and Baylis (2013) explore whether *Mahila*

*Samakhya* affects the diversity of participants' peer group, while Kandpal and Baylis (2011) study whether peers' participation improves female bargaining power and child welfare outcomes; neither of these studies explicitly estimates treatment effects of the program's intended impact, which is to empower women through participation.

This paper contributes to the literature in several ways. It is the first to evaluate the impact of *Mahila Samakhya* on empowerment outcomes, and provides robust estimates of the various effects of this program. We decompose the effect of community-level interventions like *Mahila Samakhya* into its three components: (1) a direct treatment effect that works through off-family farm employment opportunities, (2) a direct effect that works through higher reservation wages, and (3) an indirect effect that works through information channels of social influence and learning. We consider the issues arising from truncation in matching participants and untreated, and attempt to correct for truncation. As a result, this paper may provide valuable evidence on the effectiveness of community-level interventions in changing ingrained social outcomes like women's bargaining power. Our results establish that the *Mahila Samakhya* program directly and indirectly increases female empowerment.

## 2 Background on Uttarakhand and *Mahila Samakhya*

Uttarakhand is a small rural state in the Indian Himalayas, comprising less than one percent of the Indian population. Only five cities in the state contain more than 100,000 people. On the surface, Uttarakhandi women may appear to be more empowered than the average. These women led the *Chipko* movement to prevent deforestation<sup>1</sup> as well as the demand for a separate state. However, looking beneath the surface reveals a different story. Although the state has a literacy rate of 72 percent, the Census reports that only 60 percent of all women are literate.<sup>2</sup> A more detailed measure of literacy from a nationally representative household survey finds 43 percent of Uttarakhandi women cannot read at all, while an additional 5 percent can only read parts of a

---

<sup>1</sup>The Hindi word *Chipko* means "to stick". In the *Chipko* movement of the seventies, Uttarakhandi villagers, and women in particular, literally hugged trees to prevent deforestation.

<sup>2</sup>The national literacy rate is 65 percent, and female literacy of 54 percent. The most literate state is Kerala, with a 91 percent overall literacy rate and 88 percent female literacy rate.



sentence (International Institute for Population Studies and Macro International, 2007). Therefore, the effective literacy rate for females may be closer to 50 percent.

Although 43 percent of all Uttarakhandi women work, 64 percent of these women were not paid for their work, and over 70 percent worked in agriculture. These women are likely to work on their family's farmland, which does little to empower them. In addition, 23 percent of Uttarakhandi women have no say over how their household spends money, and almost 43 percent do not have the final say on their own healthcare. Over half (55 percent) did not have the final say on large purchases made by their household (International Institute for Population Studies and Macro International, 2007). Hence, Uttarakhandi women can lead very restricted lives with little say in the household or community.

In 1988, *Mahila Samakhya* was launched in three states of India to empower women through formal, informal, and vocational education. In theory, the community-level program was placed in districts identified by (1) low rates of female education, (2) low school attendance by girls, (3) remoteness, and (4) lack of development and restricted access to infrastructure. In practice, as our results will highlight, the program does not appear to be targeted. Participation in the program is voluntary, and no monetary incentives are offered.<sup>3</sup> The program entered Uttarakhand in 1995 and covers 2,416 villages in six of thirteen of Uttarakhandi districts. More than 42,000 women participate in this program, and over 2,500 girls have been educated in its centers.

*Mahila Samakhya* conducts biweekly literacy camps and provides continuing education to women and girls. The camps and continuing education classes are provided to a cluster of three to five villages, depending on the size of the class and the proximity of the villages. Classes are capped at twenty five women. The program also offers weekly vocational training to enable participants to earn an income. Participants have used the training to become midwives, herbal medicine manufacturers, bakers, grocers, candle makers, and tailors. Such training is intended to improve the participant's employability, giving her access to job opportunities off the family farm, and hence improving her level of empowerment in the household and the community. In addition, the program provides special education on resolving domestic disputes and conflicts within the community.

---

<sup>3</sup>When participants travel to district-meetings, they are housed and fed at the program headquarters, and their travel expenses are reimbursed.

The program also encourages women to participate in village politics as a means of self-empowerment. In field tests, we observed participants hearing about the success women have had in the labor force and the important roles women can play in Indian society. They were also told about the benefits of having a daughter and of not discriminating against her. Groups of participants that meet on a weekly basis provide support on issues like domestic violence, alcoholism, dowry, and female infanticide. These groups vary in size from five to fifteen women, and foster ties between participants. These secondary interventions have the potential to generate significant spillover effects wherein even participants who cannot work outside the home or family farm, and therefore do not benefit directly from improved employability, can be empowered by their participation.

*Mahila Samakhya* enters a village through program workers called *sahayoginis*. The worker first conducts several rounds of talks with local women to determine what their needs are, and what they would like from the program. This process can take up to several weeks, but as a result, the program's activities are tailored to each village. The program often starts with literacy or education camps because these are the most frequently-voiced concerns. Initially, only a few women may participate, but as others see the benefits of participation, they muster up the courage to participate despite family opposition.

The program can meet with resistance from the men in the village, who may see the program as subversive and be unwilling to let their wives participate. In such cases, workers stress the educational rather than empowerment component of the the intervention. Once the men observe the benefits of participation, generally in the form of earnings, they reduce their opposition. Sometimes, as the women become more mobile, men might again oppose participation, but usually the women are sufficiently empowered at this point that the opposition no longer restricts their involvement.

The program is funded by the Indian government and the British Department for International Development. Annual national and state reviews of the program use summary statistics to evaluate its effectiveness in increasing female empowerment, as measured by educational attainment, the regularity of village- and district-level group meetings, and political participation in the village council. Reviews also use information from focus groups to gauge whether the program has raised the level of confidence and the sense of community in participants.

### 3 Literature Review

The literature on female empowerment largely follows two approaches. The first set of studies considers the determinants of female empowerment. The second set of studies examines different proxies for female empowerment. Female empowerment is measured by a woman's ability to make household decisions, relative to her husband's ability to make household decisions. Since this ability cannot be explicitly measured, economists study whether variables such as education, contraceptive use, and asset-ownership are correlated with high female empowerment. These self-reported variables reflect the wide variety of choices and decisions at stake in the household bargain: employment, fertility, and resource allocation. Empowerment itself has been measured by a woman's relative physical mobility, economic security, decision-making ability, freedom from domestic violence, and political awareness and participation.

A large body of literature finds that a woman's access to employment outside the house increases her household bargaining power (for a study in Bangladesh, see Anderson and Eswaran, 2009; for a study in India, see Rahman and Rao, 2004). The ownership of assets, in particular, is one important way through which access to employment helps empower women in developing countries (for example, see Agarwal, 2001, for evidence from India). In addition, several analyses have found that access to credit programs— whether through micro-finance organizations or rotating savings and credit associations (ROSCA)— has a positive effect on female empowerment (for a study in Kenya, see Anderson and Baland, 2002; for a study in Bangladesh, see Hashemi, Schuler and Riley, 1996).

Studies have also found a positive link between empowerment and contraceptive use (for a study in Bangladesh, see Schuler and Hashemi, 1994), as well as between the woman's influence on resource allocation and her family's social status (for a study in Bangladesh, see Quisumbing and de la Brière, 2000). In particular, the more educated she and her father are relative to her husband, the more empowered she is. Relative physical mobility is another important determinant of autonomy, defined as degree of control over microcredit loans, since it reflects the woman's access to outside employment opportunities (Hashemi, Schuler and Riley, 1996). A study of the determinants

of female autonomy in India finds that a better-educated woman has greater bargaining power, as measured by physical mobility and say in household resource allocation, through the channel of increased information (Rahman and Rao, 2004). The same study also finds culture, as measured by state fixed-effects, to significantly increase bargaining power despite controlling for religion and caste. Further evidence from India shows strong positive correlations between female education as a proxy for bargaining power, and freedom of movement and better maternal health as bargaining outcomes (see Malhotra, Pande and Grown, 2003 for a review of this literature).

The literature further agrees that the clearing of marriage markets depends on the number of men and women in the market (for theoretical models, see Becker, 1973*a,b*; Neelakantan and Tertilt, 2008). As a result, the local sex ratio works through the spousal age ratio to influence marriage markets and therefore household bargaining power. Scholars have found that, particularly in the Indian context, women have less bargaining power if their husbands are significantly older (for evidence from India, see Caldwell, Reddy and Caldwell, 1983; Kantor, 2003).

Since empowerment is an unobservable latent variable, economists use its observable characteristics as proxies for empowerment. Women with high values of the proxies, such as a greater spousal age ratio, access to outside employment or a high level of political participation, are also likely to have greater bargaining power. Thus, the indicators of a high level of empowerment include (1) access to outside employment, (2) physical mobility, and (3) political participation (Anderson and Eswaran, 2009; Hashemi, Schuler and Riley, 1996; Rahman and Rao, 2004). The corresponding dependent variables we use to reflect high levels of female autonomy are (1) the ownership of identification cards for the national government's rural employment guarantee scheme, which proxies for access to outside employment, (2) the ability to leave the household without permission, which reflects physical mobility, and (3) participation in weekly village council meetings, which measures political participation. We choose these variables because they represent a diverse set of ways in which the *Mahila Samakhya* program can potentially empower women.

With the exception of analyses of credit extension mechanisms, the studies discussed above focus on interventions targeted at the individual. Only a small number of papers look at community-level interventions. For instance, Imai and Eklund (2008) use survey data on a women's community-

based organization in rural Papua New Guinea to assess the effectiveness of autonomous women’s groups compared to those that receive external support. Their analysis— using a Heckman Selection Model as well as Propensity Score Matching— shows that the autonomous groups are more effective in improving child welfare. Thus, community-level interventions targeted at women can generate significant benefits to children’s well-being.

One of the few analyses of *Mahila Samakhya* uses data from the state of Bihar to evaluate the program’s effect on community-level trust and social capital (Janssens, 2010). The paper uses Propensity Score Matching to calculate Intent-to-Treat estimates of the program. Matching women from treated villages to those from untreated villages, results suggest that the program significantly increases trust and engenders social capital. Participants are more likely to contribute to local educational and infrastructural community projects. Significant spillovers also exist with non-participants; non-participant households in program villages exhibit higher levels of trust and are more likely to engage in community building activities than households in non-program villages.

Other work examines allied aspects of the program without explicitly evaluating it: Kandpal and Baylis (2013) ask whether participation affects the diversity of participants’ peer group, while Kandpal and Baylis (2011) examine whether friends’ participation improves female bargaining power and child welfare outcomes. None of these studies considers the causal model behind the mechanisms of community-level interventions. Next, we present a model that decomposes the effect of program participation in a community-level intervention.

## 4 Decomposing the Effect of Program Participation

Participation in *Mahila Samakhya* can have a direct effect by improving a woman’s job prospects, and an indirect effect that changes perceived social norms through information spillovers. We attempt to decompose the effect of participation in *Mahila Samakhya* into these two effects. Participation in the program directly increases the woman’s educational attainment, which in turn improves her job prospects (Phipps and Burton, 1998), potentially leading her to find employment outside her home. Further, even a participant who does not work may benefit directly from the ed-

education because when bargaining with her husband over household resources, knowing about better job opportunities and having more marketable skills increase her disagreement utility.<sup>4</sup> The direct effect of the program thus works through employability, skills, and reservation wages, which in turn affect bargaining power through outside options. The education gained through this program is therefore expected to raise bargaining power. By contrast, the indirect effect works by expanding the woman’s information set about alternatives, and therefore affecting her perceived social norms.

Following Montgomery and Casterline (1996), we can think of a woman facing an optimization problem in which she chooses a course of action  $c$  in order to maximize her expected utility. Let the set  $\{c_1, \dots, c_N\}$  represent the universe of choices that a woman could potentially make, and let  $\{c_1, \dots, c_K\}$ , where  $K \leq N$ , represent the subset of choices that the woman is aware of as being available to her. The choice that the woman makes as a result of her household bargain leads to one of several possible outcomes, indexed by the variable  $j$ , where each outcome is associated with a vector of the “determinants of the woman’s well-being”,  $\mathbf{Y}_j$  (Montgomery and Casterline, 1996, p. 157). Let  $P(\mathbf{Y}_j|c, \mathbf{I})$  represent the probability of the woman experiencing the vector of determinants  $\mathbf{Y}_j$ , which is conditional on the choice made by her,  $c$ , and her information set,  $\mathbf{I}$ . Then, the vector of determinants  $\mathbf{Y}_1$  occurs with probability  $P(\mathbf{Y}_1|c, \mathbf{I})$ ,  $\mathbf{Y}_2$  occurs with probability  $P(\mathbf{Y}_2|c, \mathbf{I})$ , and so on. The vector  $\mathbf{Y}_j$  thus represents the outcome of the household bargain, given the components of the woman’s information set.

Consider a woman who gets vocational training and then chooses to become a candle maker,  $c_j$ . Her decision to engage in this outside employment affects the amount of her household income she controls,  $\mathbf{Y}_j$ , which is an outcome of her household bargain. The effect of the bargain outcome on her individual utility is denoted by  $U(\mathbf{Y}_j)$ ; thus,  $\mathbf{Y}_j$  is the outcome of the household bargain, facilitated by  $c_j$ , and is a determinant of the woman’s utility. Then, the woman’s expected utility

---

<sup>4</sup>The disagreement utility is simply each spouse’s intertemporal utility if they remained single or if they were non-cooperating in marriage, and depends on the spouse’s own earning potential and the partner’s earning potential as well as on the non-cooperative equilibrium outcome of investment in children (Mas-Colell, Whinston and Green, 1995, p. 839).

maximization problem is given by:

$$\max_{c \in \{c_1, \dots, c_K\}} \sum_j U(\mathbf{Y}_j) P(\mathbf{Y}_j | c, \mathbf{I}). \quad (1)$$

The woman's information set  $\mathbf{I}$  consists of:

$$\mathbf{I} = (\mathbf{p}_t, \mathbf{q}_t, \mathbb{E}(\mathbf{p}_{t+1}), \mathbb{E}(\mathbf{q}_{t+1}), \mathbb{E}(\mathbf{Y}_{t+1} | c), \boldsymbol{\Sigma}^2, \mathbf{Z}), \quad (2)$$

where  $\mathbf{p}_t$  and  $\mathbf{q}_t$  are known current prices and quantities of the goods and services consumed by the woman. Expected future prices and quantities,  $\mathbb{E}(\mathbf{p}_{t+1})$  and  $\mathbb{E}(\mathbf{q}_{t+1})$ , and the expected future vector of private determinants of well-being,  $\mathbb{E}(\mathbf{Y}_{t+1} | c)$ , have associated variances  $\boldsymbol{\Sigma}^2$ .  $\mathbf{Z}$  is a vector of all remaining constraints and costs.

By educating a woman, *Mahila Samakya* improves her household bargaining position and increases her expected lifetime outcomes.<sup>5</sup> We can think of this education as adding a choice  $c_{K+1}$ , where  $K + 1 \leq N$ , to the woman's existing choice set. For example, choice  $c_{K+1}$  may be getting a job that would not have been feasible without the education. We assume that this choice can only be added by *Mahila Samakya* because there is no other opportunity for formal or vocational adult education.

Some women may not select the newly available choice  $c_{K+1}$ . However, the education provided by *Mahila Samakya* gives these women the potential to choose  $c_{K+1}$ , which increases their reservation wage and leads them to directly benefitting from the program. For example, the addition of  $c_{K+1}$  to the woman's choice set can lead to an increase in  $P(\mathbf{Y}_n | c_m, \mathbf{I})$ , where  $c_m$  is a choice that was available before the educational component and  $\mathbf{Y}_n$  is an improved outcome for the woman.

The program's indirect effect works through spillovers from social learning and social influence, as well as social norms. Participants learn about new opportunities and new behaviors from each other, which expands each woman's choice set and can improve her expected utility. So, while participation expands choice sets, it also changes expectations of future employment and empowerment

---

<sup>5</sup>Even in cases where education is an irrelevant alternative, the woman is not worse off than before, hence participation leads to a weak improvement to her household bargaining position.

outcomes, given specific choices.

Changing expectations to reduce the variance of outcomes associated with previously unknown choices can improve individuals' expected utility. Assuming that these women are risk-averse, even if certain choices were available to them, the unknown distribution of outcomes associated with these choices might discourage them from making these choices. For example, if a woman lives in a village where all women only work on the farm, the variance in possible outcomes associated with choosing to work off the family farm may be large. A woman considering working off the farm may be worried that her family will ostracize her or not let her see her children. However, meeting women who do work outside the home may give her a more realistic picture of the outcomes from working outside the home, and may help her realize that the probability of some of the worst outcomes is considerably lower than she had previously thought.

By influencing the behavior of participants, the program also indirectly affects non-participant friends of participants. We can think of this indirect effect as working through the non-participant's information set. Exposure to participant friends may change the non-participant's expectations in two ways: (1) by expanding the set of choices known to her through her network, and (2) by changing her expectation of future distribution of outcomes,  $\mathbb{E}(\mathbf{Y}_{t+1}|c)$  as well as the associated subjective variance,  $\Sigma^2$ , by showing her what happens if she makes a certain choice. Over time, as more and more participants change their behavior (by becoming educated, getting a job, having greater bargaining power in the household), the social norm also changes to become less restrictive on all women, regardless of their participation status. As a result, the program's indirect effect may be substantial.

Now consider the marginal effect of participation in *Mahila Samakhya*. If participation changes the utility-maximizing choice available to a woman from  $c_K$  to  $c_{K+1}$ , then the marginal effect of participation on her utility is as follows:

$$\Sigma_j U(\mathbf{Y}_j) P(\mathbf{Y}_j | c_{K+1}, \mathbf{I}) - \Sigma_j U(\mathbf{Y}_j) P(\mathbf{Y}_j | c_K, \mathbf{I}) \quad (3)$$

Having more choices must make participants at least weakly better off, therefore implying that



$P(\mathbf{Y}_j|c_{K+1}, \mathbf{I})$  first-order stochastically dominates  $P(\mathbf{Y}_j|c_K, \mathbf{I})$ . Corresponding to the marginal effect in equation 3, if spillovers change the information set from  $I$  to  $I'$ , then the marginal effect of participation on utility is as follows:

$$\Sigma_j U(\mathbf{Y}_j)P(\mathbf{Y}_j|c, \mathbf{I}') - \Sigma_j U(\mathbf{Y}_j)P(\mathbf{Y}_j|c, \mathbf{I}) \quad (4)$$

Since *Mahila Samakhya* may expose women to information that certain outcomes are in fact significantly worse than previously thought, first-order stochastic dominance of  $P(\mathbf{Y}_j|c, \mathbf{I}')$  does not always follow. However, assuming that women are risk-averse, the variance-reducing effect of *Mahila Samakhya* on the information set, by itself, would always increase participants' utility.

In summary, via the two direct and one indirect effects discussed above, *Mahila Samakhya* can expand the woman's choice set  $\{c_1, \dots, c_K\}$ , and the newly available choice  $c_{K+1}$  increases the probability of the woman obtaining a more favorable value of  $Y_j$  (and decreases the probability of obtaining an unfavorable  $Y_j$ ). Further, information can adjust expectations and perceived variance so as to also adjust the subjective probability distribution of outcomes.

## 5 Data

### 5.1 Survey description

We use primary data on the participation in *Mahila Samakhya*, measures of female empowerment, child welfare, and social networks of 487 Uttarakhandi women. The survey, described in detail in Kandpal and Baylis (2011), covers six Uttarakhand districts, four with the program and two without. The villages in our sample were randomly chosen from the six districts. The sample size is 487 women. The survey was designed to trace self-reported networks, and hence was implemented using restricted snowball sampling. The survey instrument includes the following key questions to help identify the effect of participation in the *Mahila Samakhya* intervention on an individual's level of empowerment:

- Female Empowerment Dependent Variables:

- Access to Outside Employment: Whether the respondent has an identification card for the National Rural Employment Guarantee Scheme (NREGS).
  - Physical Mobility: Whether the woman can leave the house without permission.<sup>6</sup>
  - Political Participation Whether the woman participates in the local village council.
  - Proxy for Initial Bargaining Power: The woman’s age relative to that of her husband.
- Participation:
    - Whether the woman participates in the *Mahila Samakhya* intervention.
    - How long the program has been in her village.
    - Exposure to the program: the interaction of the number of years the program has been in her village with the woman’s age minus sixteen.<sup>7</sup>
  - Other Socioeconomic Characteristics
    - Literacy and educational attainment.<sup>8</sup>
    - The number of children born to the woman and their ages. The number of boys and girls.
    - The amount of time, in minutes, a woman spends collecting firewood each day.
    - The number of rooms in the house and the primary source of lighting.

The National Rural Employment Guarantee Scheme, NREGS, guarantees at least a hundred days of paid work to the rural poor. Having an identification card (or having their name listed on the household card) gives the women access to outside employment. However, program supervisors

---

<sup>6</sup>Since this variable is difficult to verify, it might suffer from reporting bias: participants know the “correct answer” to this question is that they do not need permission to leave the house, and thus might be systematically more likely to overstate their physical mobility than non-participants. However, in field tests, we observed that participants were significantly more sensitive to their lack of household bargaining power and were likely to underreport the amount of say they had in the household because the program had made them aware of the entire feasible set of outcomes for women. Therefore, if we were to expect a sizable reporting bias by participants, it would be in the downward direction, i.e. participants would be likely to underreport their physical mobility.

<sup>7</sup>We subtract sixteen because women younger than sixteen cannot participate.

<sup>8</sup>We asked participants about literacy and educational attainment prior to participation. Because the program is not viewed as a school, many participants distinguished between their educational attainment and learning via *Mahila Samakhya* even without our asking.

sometimes deny women these cards or refuse to add their names to the existing household card because the work generated by NREGS is of a manual nature, and is thus considered “unsuitable” for a woman. *Mahila Samakhya* officers encourage participants to demand the cards, and where necessary, to report the supervisor to the local administrative officer. As a result, owning NREGS identification cards is positively correlated with participation in *Mahila Samakhya*, and by giving women access to outside employment, it is a proxy for female empowerment.

We distinguish between pre-determined empowerment characteristics, like the spousal age ratio, and characteristics that might be affected by participation, such as owning an NREGS identification card or participation in village council meetings. Since *Mahila Samakhya* targets married women, and none of the women in the sample participated in the program before marriage, the spousal age gap is not affected by program participation. Program officials of the *Mahila Samakhya* intervention in Uttarakhand told us that women married to much older men have little say in the household, because often the age gap arises from a second marriage for the man, or some “undesirable” quality in the woman or her background. Hence, we treat a woman’s spousal age gap as a proxy for her pre-participation level of empowerment. We cannot rule out the possibility that an older relative of the woman, say her mother, is a *Mahila Samakhya* participant and that therefore the respondent’s age at marriage was not completely unaffected by participation. However, program participants tend to be young women, and the program only came into the region in 1995, so the influence of the participation of an older relative on a later participant’s marriage decision is likely to be minimal.

The difference between matched pre-determined empowerment characteristics of participants and untreated women thus provides a baseline level of empowerment for participants. After establishing that matched participants and untreated women do not have significantly different pre-determined levels of empowerment, we use the spousal age ratio to control for differences in initial bargaining power when estimating the effect of participation on characteristics like owning an NREGS identification card.

## 5.2 Summary statistics

As table 1 shows, the average woman in the sample is 32 years old, while her husband is 38 years old. She married at age 19 and has 9 years of education, one less than her husband. Her sons are an average of eight years old, while her daughters average six years of age. In the regressions reported below, we use the number and age of children; only twenty women reported not having any children at all; the average number of children is 1.15, with an average age of 7.42. The average woman's house has three rooms and electricity. Sons and daughters have, on average, equal amounts of education; about three years.

Table 2 indicates that participants are significantly more empowered than non-participants. While on average, 61 percent of the women in the sample said they had NREGS cards, only 49 percent of non-participants did. In contrast, over 68 percent of participants had these cards. Similarly, while 71 percent of the sample said they did not need permission to leave the house, only 59 percent of non-participants but 78 percent of participants did not need permission. Finally, while only 14 percent of non-participants reported attending village council meetings, almost half of all participants did. In summary, whether in the form of access to employment, physical mobility, or political participation, women who participate in *Mahila Samakhya* have higher levels of empowerment. Of course, these statistics do not tell us whether more empowered women are simply targeted by or self-select into the program, or whether participation actually improves female autonomy.

Table 3 shows us key characteristics of the four treated and two untreated districts in the sample. The only two significant differences are in the number of sons and the time spent on collecting firewood. On average, participants have 0.27 sons more than non-participants and spend significantly more time collecting firewood. The magnitude of the difference in the number sons suggests the economic impact, if any, is small. However, the difference in time to collect firewood is large, making it important to control for the differences in time constraints as reflected by this variable. We discuss this variable in further detail in the next section. The rest of table 3 shows that the program does not appear to be targeted in placement because there are no other significant differences between the average characteristics of women in treated and untreated districts. These

data illustrate that the women we sample in treated and untreated districts are largely similar in covariates.

It is possible that untreated districts in our sample are not representative of statewide trends and that women in these districts may be empowered than average, implying that program placement may be targeted. However, when using NFHS-3 (International Institute for Population Studies and Macro International, 2007) and DLHS-3 (Ministry of Health and Family Welfare and International Institute for Population Studies, 2010) data, we find that the women in untreated districts in our sample do not differ significantly from the rest of the state. For instance, the average age at marriage for Uttarkhandi women is 20.6, while in our untreated sample, it is 19.8. Similarly, 43 percent of all Uttarkhandi women work and 45 percent of the untreated women in our sample do. The total fertility rate in the state is 2.6, which corresponds closely to the average family size of one boy and one girl in our untreated sample. Finally, while 84 percent of the state has access to electricity, 90 percent of our untreated sample does. This lack of significant differences suggests that the program is not targeted at districts by levels of female empowerment.

Table 4 indicates the presence of self-selection into *Mahila Samakhya*. The average participant is three percentage points closer in age to her husband than the average non-participant in treated districts, which suggests that women with greater initial bargaining power may self-select into the program. Further, participants tend to have older and more sons than non-participants, although the differences are not significantly different from zero. Participants are less likely to live with their husbands; the difference of 19 percent is highly significant. Participants are also marginally significantly less likely to live with their parents-in-law. And finally, participants are significantly more likely to be Brahmin than non-participants.

Several other characteristics, such as the number and age of daughters, the spousal education ratio, and the woman's time to collect water, are not statistically different for participants and non-participants. Further, none of the wealth indicators, including number of rooms, electrification, improved toilet facilities, materials used in floor and wall construction, are different for these two groups, suggesting that poorer participants neither select into the program nor are they targeted based on indicators of wealth (number of rooms, electrification, access to improved toilet facilities,

and nature of the construction materials used for the floor and walls of the house). Nonetheless, this table highlights the importance of controlling for selection in to the *Mahila Samakhya* program.

## 6 Empirical Analysis

### 6.1 Methodology

We estimate two sets of treatment effects. The first examines whether non-participants in treated and untreated districts are significantly different in terms of female empowerment outcomes. The second estimates the impact of the program on participants relative to untreated women with similar characteristics to account for any issues of self-selection. Although table 3 suggests the lack of any substantial differences between treated and untreated districts on observables, the first estimate more formally tests this assumption.

To account for potential targeted placement of or self-selection into the *Mahila Samakhya* program, first we use Propensity Score Matching (PSM) to match women in treated and untreated districts, and then use both PSM and an instrumental variables approach to control for self-selection. When treatment assignment or participation is not random but determined by observables, PSM allows us to compare treated individuals to untreated individuals (or non-participants to the untreated) using observables such as demographic and economic characteristics to construct the control group. Each individual in the dataset is assigned a propensity score that tells us the likelihood of an individual being treated. That propensity score is a conditional probability measure of treatment participation, given observable characteristics,  $\mathbf{x}$ , and is expressed as follows:

$$P_i(\mathbf{x}) = P[D_i = 1 | \mathbf{X} = \mathbf{x}], \quad (5)$$

We conduct this analysis maintaining the unconfoundedness assumption (Imbens and Wooldridge, 2009):

$$D_i \perp (Y_i(1), Y_i(0)) | P_i(\mathbf{x}) \quad (6)$$

where  $\perp$  signifies independence, given that the balancing condition is satisfied (Cameron and Trivedi, 2005). The unconfoundedness assumption implies treatment assignment,  $D_i$  is independent of empowerment outcomes,  $Y_i$  (corresponding to the  $Y_i$  in section , after controlling for propensity scores. In other words, we assume there are no unobservables that affect empowerment outcomes and the probability of treatment.

Treated and untreated individuals are matched based on proximity of their propensity scores,  $P_i()$ , thus creating a control group. We then estimate treatment effects by comparing the outcome of interest for the treated and control groups. PSM eliminates selection bias if controlling for  $\mathbf{x}$  eliminates selection bias from endogenous placement. Because treated and untreated districts do not differ significantly with respect to observable characteristics (table 3), it is a reasonable assumption that the distribution of individual unobservable characteristics is similar across treated and untreated districts. Because the program appears to have been distributed randomly across districts, and individual selection into the program does not differ by district, a PSM approach will give an unbiased measure of the program impact.

For the treatment effect comparing non-participants and the untreated, each non-participant is matched with replacement an untreated woman based on the closeness of the propensity score. For the treatment effect comparing participants to untreated individuals, each participant is matched with replacement with an individual from an untreated district. We use kernel matching in which all treated observations are matched with a weighted average of the propensity score for all control observations. Weights are inversely proportional to the distance between the propensity scores of treated and control observations (Becker and Ichino, 2002). We conduct this matching in Stata using *psmatch2* (Leuven and Sianesi, 2003).

Truncation may be a concern here because we are matching the full distribution of women in untreated districts to a subset in treated districts that has chosen to be treated. Untreated women

represent the full distribution of outcomes, while participants represent a left-truncated sample of this full distribution. If uncorrected, this truncation could bias our treatment results upward. Hence, after matching the full sample of participants to untreated women, we truncate the sample of untreated to only include women whose propensity to participation is no lower than the lowest participation propensity for participants. Similarly, we also re-estimate the match between non-participants and the untreated only including untreated women whose propensity score is no greater than the highest propensity score for non-participants.

Propensity Score Matching only accounts for selection or targeting on observables. While we have argued above that *Mahila Samakhya* may not be targeted in its placement, women still chose whether to participate, and PSM may not fully control for all the unobservable factors governing a woman's participation decision. To prevent contamination from unobservable characteristics influencing participation, we use two-stage least squares (2SLS) and instrument for participation using exposure to the program. Our instrument for participation in *Mahila Samakhya* is the number of years the program has been in a village interacted with the woman's age minus sixteen. The youngest participant we encountered in our field tests or data collection was sixteen; we subtract sixteen from the age of the woman to accurately reflect the number of years she could have participated in the program. However, older women can send their daughters to the program's girls' education centers. The instrument tells us the years of exposure to the program, and any effect of this variable on female empowerment likely works through participation in the program, rather than directly. This variable is driven by the year the program started in the village as there is little migration among married women in the region. Since women often migrate at the time of marriage, and we do not know whether the woman's natal village had the program, migration at the time of marriage might lead to measurement error, which in turn would bias results downwards. However, unmarried women tend not to participate in the program, so exposure would have to be indirect, and thus the resultant bias would be small.

The dependent variables measuring empowerment are of two kinds: (1) pre-determined characteristics (proxied for by spousal age ratio) which cannot be affected by *Mahila Samakhya*, and (2) characteristics that can be affected by participation, like having an NREGS identification card,



leaving the house without permission, and attending village council meetings. The independent variables on which we conduct the match and the 2SLS regression include observed factors that likely affect both program participation and female empowerment: (1) spousal age ratio, defined as the respondent’s age over her husband’s age, (2) the number and age of her children,<sup>9</sup> (3) her years of education, whether she is literate (in the case of participants, whether she was literate prior to participation), and whether she has less than four years of education (and is thus likely to need the education provided by the program). Time constraints may play an important factor in determining participation and bargaining outcomes, so we also include (4) the time spent each day by the respondent on collecting firewood (reflecting time constraints),<sup>10</sup> and (5) whether she lives with in-laws and the number of sisters-in-law living with her (reflecting whether she can leave her children in someone’s care while participating in the program), (6) whether she is a Brahmin, (7) the number of rooms in her house, and (8) whether her house has electricity. Village fixed effects are also included.

## 6.2 PSM Results

Table 5 presents the two sets of treatment effects discussed above: the first comparing non-participants to the untreated, and the other comparing participants to the untreated. The upper panel of the table shows the results comparing non-participants to the untreated. These results tell us that a non-participant is not significantly more empowered by simply living in a treated district. Without matching, only the NREGS cards variable is significantly different, with non-participants being significantly more likely to own NREGS cards. The decrease in significance in NREGS card ownership after matching highlights the importance of controlling for selection in to the program.

---

<sup>9</sup>To address concerns over whether the spousal age ratio and the age and number of children are truly exogenous, we re-estimated all the results presented below without these three variables. The corresponding results are stronger in significance than the results including these variables, but the signs and magnitudes are similar. If the spousal age ratio and age and number of children are not influenced by participation, but indicate pre-existing levels of empowerment, and if we have self-selection into *Mahila Samakhya*, our estimates of the effect of participation would be biased upward if we excluded these variables.

<sup>10</sup>The variable time spent collecting firewood reflects an exogenous time constraint on the woman because Uttarakhand is exogamous and patrilocal. Sons tend to live with their parents, and the location of a married woman’s house is not chosen by her and is therefore exogenous to the amount of time she spends collecting firewood. The more time a woman spends each day on firewood collection the less time she has to participate in the program. However, it is also possible that participants who spend a large amount of time collecting firewood may feel isolated and may thus be more interested in the social capital building activities of the program.

Indeed, given that treated and untreated districts are very similar, these estimates tell us that *Mahila Samakhya* does not target districts with particularly low (or high) levels of empowerment.

The lower panel of table 5 presents treatment effects of the program on participants. These results show that participants and untreated women have statistically equal spousal age ratios, suggesting that individuals do not choose to participate based on initial bargaining power. Hence, any differences in the other measures of empowerment likely stem from the effect of the program. Evidence suggests that the program significantly increases access to outside employment, as 80.9 percent of participants own NREGS identification cards, compared to only 14.4 percent of untreated, which translates to a difference of 66.5 percentage points. Participants are also significantly more likely to leave the house without permission. However, according to the matched results, participants are not significantly more likely to participate in village council meetings. A woman's ability to participate in village-level politics may depend on a high-stakes bargain with her husband and in-laws, while the decision to get an NREGS card may be the result of a lower-stakes bargain because outside employment will earn the household extra income. Political participation may depend not only on program participation but also on the behavior of peers and support from them; this link is studied in greater detail in Kandpal and Baylis (2011).

Table 5 also shows that program participation increases the likelihood of a woman working, compared to untreated women; the associated t-statistic is 1.52, making this difference short of statistically significant at the ninety percent level. In addition to an effect of the program on empowerment through increased employability, there may also be a sizable effect even on participants who do not work. Since participation in *Mahila Samakhya* does not affect the woman's employment, it must instead work either by increasing the woman's disagreement utility and therefore affecting the household bargain, or through the peer network effects of social learning and social influence. Table 6 presents treatment effects of the program on these women by matching them to the untreated. Participants who do not work are still more likely to have an NREGS card and to participate in village council meetings. They are not, however, more likely to leave the house without permission, perhaps because without working and earning an income, they do not have adequate intrahousehold bargaining power. The fact that women who don't work still own NREGS

cards maybe because NREGS only generates a hundred days of employment; hence participants may not have been working at the time of the interview, but still had access to the NREGS program.

However, simply observing improved outcomes for women who do not work does not let us disentangle the effect of any changes in opportunity cost from an indirect, information-related effect. To do so, we would need to isolate the effect of the program on women whose opportunity cost does not change due to the program. Women who do not own NREGS cards are least likely to have had their opportunity cost changed by the program: they do not work, and also do not have access to outside employment, as represented by NREGS cards. Table 7 presents these treatment effects, and shows that women who do not have NREGS cards are still more likely to participate in village council meetings and to leave the house without permission. Thus, even women who do not face increased opportunity costs from participation are more empowered than non-participants.<sup>11</sup> We tried various specifications as well as matching metrics for the matching process; results are robust.

### 6.3 Results with Truncation Correction

A potential concern related to the use of PSM in comparing participants to women in untreated districts is that our treated sample is truncated by only including those women who participate. The true propensity of having access to *Mahila Samakhya* for women living in the treated districts is one, so the best control-group matches would be women with high propensity scores in the untreated districts. Therefore, by definition, women in villages without the program represent the full distribution of outcomes, while treated women represent a left-truncated sample of this full distribution. However, in the above matching process, we are comparing the full distribution of women in untreated districts to a subset in treated districts that has chosen to be treated, and therefore likely has higher propensity scores. If uncorrected, this truncation could bias our treatment results upward.

---

<sup>11</sup>Further restricting the sample to women who do not work and do not have NREGS cards shrinks the sample to 60 observations for the physical mobility estimation; the resultant treatment effect of 0.409 has an associated standard error of 0.311 (t-statistic of 1.31). The political participation estimation, with 67 observations, yields a treatment effect of 0.391, and a standard error of 0.235 (t-statistic of 1.66).

Thus, we may have a right-truncated distribution of non-participants and a left-truncated distribution of participants in treated districts. The distributions of propensity scores for program participation of treated and untreated women highlight the problem of truncation (figure 1). The distribution of the untreated is bimodal, so we should not compare individuals in or around the lower mode of the untreated distribution to participants. Similarly, comparing non-participants to individuals around the higher mode of the propensity scores for the untreated would also be misleading. We correct for truncation by re-estimating the treatment effects comparing non-participants to the untreated (presented in the upper panel table 5) with the sample of the untreated limited to those whose propensity scores are below the lowest percentile of propensity scores for participants. For the comparison between participants and the untreated, we limit the sample of untreated to women with propensity scores for program participation greater than the lowest percentile of propensity scores for participants. Results presented in table 8 indicate that truncation does not significantly influence the outcomes presented in table 5: the sign, size, and significance of the estimates do not change for either comparison set (non-participants versus untreated, and participants versus untreated).

The only exception is that non-participants are significantly more likely to own an NREGS identification card than the untreated, after controlling for truncation. In our field tests, respondents reported not having known that working outside the home was a possibility for *them* simply because they had never seen anyone in the village do so. As a result of having participant friends, these women may realize that working outside the home is in fact part of their choice set. The increase in significance in the truncation-corrected estimation thus suggests that having participant friends may increase a woman's choice set by showing her that working on NREGS-generated projects is a possibility for her. The access to employment off the family farm and not involving household chores likely increases the woman's intrahousehold bargaining power.

## 6.4 2SLS Results

A second concern with PSM is that while matching can control for observed characteristics, it does not control for unobserved characteristics that may affect women's outcomes. Here we discuss the

results from the 2SLS estimation described above, where we instrumented for participation using women's exposure to the program. The robust first stage results presented in table 9 show that the program exposure instrument is highly significant and positively correlated with participation in the program, validating the use of this instrument to predict participation. The first-stage results also tell us that Brahmin women are significantly more likely to participate, as are women with greater firewood collection times (suggesting that the increased interest in community building activities dominates the time constraint), while women who live with their parents-in-law are less likely to participate. The F-statistic for this first stage is 12.38 for the physical mobility regression, 11.90 for political participation, and 13.55 for the access to outside employment regression. All three values are greater than the rule-of-thumb cutoff of 10 proposed by Staiger and Stock (1997). To test the validity of the instrument in the exactly-identified regression, we used the procedure outlined in Nichols (2007), and added a non-linear transformation of the instrument (non-logged exposure to the program), which allowed us to use Sargan's test for misspecification. Sargan's test results suggest that the instruments are valid.

Robust second-stage results presented in table 10 show that *Mahila Samakhya* participants are significantly more empowered than non-participants in all three ways: participants are more likely to leave the house without permission, to participate in village council meetings, and have NREGS cards. The increase in significance of the physical mobility and political participation dependent variables highlights the importance of correcting for sample selection by instrumenting for participation. Other than program participation, the empowerment outcomes seem to be the result of different data generating processes, with little overlap in significance of explanatory variables across the three regressions. Results tell us that older women are more likely to participate in village council meetings, but that the number and age of children is important in determining whether the woman has an NREGS card—women who have more children and of a younger age are less likely to have NREGS cards, perhaps because the time constraints imposed by raising children do not permit them to work outside the house. Women who live with their sisters-in-law are more likely to leave without permission and to participate in the village council, which may be because having the additional help around the house enables women to leave more easily. Brahmins are less

likely to have NREGS cards, while women whose houses have electricity are more likely to go out without permission.<sup>12</sup>

The predicted outcomes based on 2SLS estimates are presented in figures 2 and 3. These predicted values tell us that while 67.0 percent of non-participants can go out without permission, only 49.4 percent of the untreated can do so. Similarly, 71.3 percent of non-participants have NREGS cards, only 26.6 percent of the untreated do. Predicted political participation is low for both groups; six percent of non-participants attend village council meetings, while 3.9 percent of the untreated do.<sup>13</sup> However, the fact that all predicted outcomes are higher for non-participants than for the untreated suggests that *Mahila Samakhya* generates sizable spillover effects for non-participants living in treated districts. Figure 3 tells us that 78.2 percent of participants can leave the house without permission, 53.7 percent participate in the village council, and 79.7 percent have NREGS cards. Compared to the predicted values for the untreated, these outcomes represent significantly higher levels of empowerment for participants. Participants are 28.8 percent more likely to go out with permission, 49.8 percent more likely to participate in the village council, and 53.1 percent more likely to have access to NREGS cards.

We also estimated the treatment effects for women who do not have NREGS cards or those do not work using 2SLS; robust second-stage results are presented in table 11. The estimates obtained from 2SLS are similar to the treatment effects from matching: for women who do not work, we find that participants are significantly more likely to have NREGS cards than non-participants, although 2SLS does not yield a significant effect of participation on attending village council meetings. For women without NREGS cards, we find a significant effect of participation in *Mahila Samakhya* on

---

<sup>12</sup>To address concerns over the robustness of our standard errors, we also used randomization inference (RI) (Rosenbaum, 2002) to estimate the z-scores for the three empowerment outcomes. Rather than drawing repeated samples of observations from the known full population, RI assumes that the population is restricted to the observed sample. The treatment assignment is assumed to be the only random variable. All observed outcomes and covariates are assumed fixed. Using predicted participation from the first-stage of the 2SLS regression as the continuous treatment for RI, we find participants to be more empowered than non-participants for all three outcomes. The z-scores are 6.53 for owning an NREGS card, 1.56 for going out without permission, and 4.73 for participating in the village council. These results suggest that, with the exception of physical mobility, participants are significantly more empowered than non-participants.

<sup>13</sup>Thirty-six percent of all women in our sample attend village council meetings, but only 8 percent of untreated women do. Fourteen percent of non-participants attend village council meetings, so the predicted outcome of 8 percent is significantly lower. However, this discrepancy may simply highlight the importance of spillover effects generated by *Mahila Samakhya*.

the ability to leave the house without permission. The positive effect of participation on attending village council meetings is significant at the 90 percent level. Thus, again we find that *Mahila Samakhya* improves the bargaining power of not only women who work, but also of those who do not have access to off-family farm employment. We posit that this effect comes from a combination of increasing the woman's reservation wage and increasing her information set about alternative choices. However, as presented in the last row of table 11, all but one of the first-stage F-statistics for these regressions are lower than 10, ranging from 7.27 to 8.54. The only exception is the physical mobility regression for women without NREGS cards, where the F-statistic is 11.75. While we might be concerned about weak instruments in this case, results from the Sargan test indicate that the instruments are exogenous.

Restricting the sample further to those women who do not work *and* do not have NREGS cards, we have 73 observations in the physical mobility regression and 78 in the political participation regression. The first-stage F-statistic for the physical mobility regression is 8.23, but is only 6.33 for the political participation regression; as a result, we do not report the results from this regression. We find that program participation increases a woman's ability to leave the house without permission; the associated t-statistic is 1.83, meaning that the estimate is significant at the 90 percent level. Although the sample is small and weak instruments are a concern, these results suggest that the indirect effect of *Mahila Samakhya*, working through increased reservation wages and expanded information sets, can improve women's physical mobility, and thereby empower them in intrahousehold bargains.

In summary, using both PSM and 2SLS, we find that the *Mahila Samakhya* program empowers women in a variety of ways, via both direct and indirect routes. In addition to directly increasing access to outside employment, political participation, and physical mobility, our results suggest the program generates significant spillovers that allow non-participants to benefit via greater access to outside employment. The program also empowers participants who do not work (and therefore only benefit from an increased reservation wage) to participate in village council meetings. Finally, we find that participants who do not have access to off-farm work are empowered by greater physical mobility and political participation than untreated women.

## 6.5 Interpreting Estimates

The marginal effect estimates obtained from 2SLS cannot be interpreted as average treatment effects, and thus cannot be compared directly to the estimates obtained from PSM. Multiplying 2SLS marginal effect estimates with individual propensity scores for participation gives us the distribution of treatment effects. The average of this interaction is, then, the average treatment effect. In table 12, we present the 2SLS estimates for average treatment effects of participation for the entire sample, participants, non-participants, and the untreated.

The average treatment effects from 2SLS and PSM, presented in figure 4, tell us that 2SLS estimates for the impact of *Mahila Samakhya* are higher than PSM estimates for owning an NREGS identification card and participating in village council meetings. The one exception is that the PSM estimate of the impact on a woman’s ability to leave the house without permission is greater than the 2SLS impact estimate. This discrepancy may suggest that PSM was unable to control for some of the endogeneity in the intrahousehold bargain that determines physical mobility; some women may have intrinsic qualities— for instance, boldness— that lead them to participate and make them more likely to go out of the house without permission and are uncontrolled for by PSM.

The marginal effect estimates point to the significant benefits from program participation. In the untreated districts in our sample, 57.5 percent of all women (69 of 120 women) can go out of the house without permission. If these districts were to be covered by *Mahila Samakhya*, our results suggest that 75 percent (89 of 120 women) would be able to do so. Similarly, only 19 percent of all untreated women (25 of 131 women) participate in village council meetings, whereas if the program covered these districts, 41 percent of these women (55 of 131 women) would participate in village council meetings. Finally, only 19 percent of the women had NREGS cards (27 of 140 women), but if they were to receive the program, 88 percent (122 of 140 women) would have access to outside employment.

Since our sampling strategy relied on networks, we do not have a randomly-selected sample. Statewide data<sup>14</sup> on NREGS show that in 2010, women in untreated districts used an average of 35 percent of the person-days of work generated by NREGS, while in treated districts, they used an

---

<sup>14</sup>District-level data on women’s access to NREGS identification cards are not available for the entire state.



average of 41 percent, which is consistent with *Mahila Samakhya* having a positive effect on access to outside employment, and suggests that our estimates reflect statewide trends.

## 7 Conclusion

This paper uses primary data from the north Indian state of Uttarakhand to study the impact of a community-level program called *Mahila Samakhya*. *Mahila Samakhya* aims to empower women through education and information, taking a grassroots approach to its implementation. We conceptually disentangle the effect of the *Mahila Samakhya* program into a direct component that works through access to outside employment and an increased reservation wage, as well as an indirect component that works through information spillovers. This distinction between direct and indirect effects extends beyond the *Mahila Samakhya* program to other programs operating at the community-level that may have spillover effects.

The empirical evidence presented in this paper indicates that *Mahila Samakhya* both directly and indirectly succeeds in helping empower women. Using PSM, we compare the outcomes of participants to those of untreated women. We also use 2SLS to instrument for the decision to participate using the roll-out of the program. By comparing participants to untreated women and using 2SLS to control for self-selection in the participation decision, we provide accurate estimates of the impact of the *Mahila Samakhya* program on women’s economic, social, and intrahousehold empowerment. Had we directly compared participants to non-participants within the same district or failed to control for selection, we would have misestimated the true effect of participation.

We find that the program has resulted in significant increases in women’s access to outside employment, their ability to leave home without permission, and their political participation, all of which are associated with higher levels of bargaining power. We also find that participants who do not work are still more able to leave the house without permission and have more access to outside employment. Matching non-participants to untreated women, we find little evidence of significant differences in empowerment levels, suggesting that the higher empowerment outcomes of participants are due to *Mahila Samakhya*. After correcting for truncation in the distribution of

participants, we find that non-participants are significantly more likely to own NREGS cards than untreated women. We suggest that this result is evidence of positive spillover effects of the program on non-participating neighbors.

The marginal effects of the impact of *Mahila Samakhya* on empowerment translate to significant increases in the number of women with higher empowerment outcomes. If the untreated districts in our sample were to be covered by *Mahila Samakhya*, 17 percent more women (an increase of 20 out of 120 women) would be able to go out without permission, 33 percent more (an increase of 30 out of 131 women) would participate in village council meetings, and 58 percent more (an increase of 95 out of 140 women) would have NREGS cards. These numbers highlight the potential of *Mahila Samakhya* in effecting significant social change.

Results also show that even participants who do not have access to outside employment are more empowered than untreated women. One could envision criticism of the program for spending scarce resources on individuals who do not then use their new-found skills to find employment, but we show that the increased reservation wage is beneficial in and of itself. Further, we find evidence that *Mahila Samakhya* had an indirect effect generating empowerment outcomes for non-participating women that were higher than untreated women, implying the program has a spillover effect. This indirect effect likely works through either increasing access to information such as with a demonstration effect, or by changing social norms within the village. Understanding these indirect effects calls for further research.

The *Mahila Samakhya* intervention adopts a slow and careful grassroots approach to rolling out its activities. Thus, our results cannot be generalized to programs following a faster, more individual-focused, or a top-down approach. Further, these results should be interpreted with some caution if selection on unobservables is a serious concern. That said, any bias from unaccounted-for program placement would likely be in the downward direction because the program would target women with low levels of empowerment. Thus, women in treated districts would, by design, have worse empowerment outcomes than the untreated, leading to the results being lower bounds on the true treatment effect.

The *Mahila Samakhya* program is unique, but it may be fruitfully replicated elsewhere in the

developing world because it attempts to harness local peer networks to empower women. The success of this program has encouraging implications not just for female empowerment goals, but also for the other factors affected by empowerment, such as child welfare. By empowering women to have greater say in their households and communities and to engage in income-generating activities, the program may generate significant benefits to the rest of the participant's household.

## References

- Agarwal, B.** 2001. "Gender Inequality, Cooperation, and Environmental Sustainability." In *Economic Inequality, Collective Action, and Environmental Sustainability.* , ed. P. Bardhan, S. Bowles and J.M. Baland. Princeton University Press.
- Anderson, S., and J.-M. Baland.** 2002. "The Economics of Roscas and Intrahousehold Resource Allocation." *The Quarterly Journal of Economics*, 117(3): 963–995.
- Anderson, S., and M. Eswaran.** 2009. "What Determines Female Autonomy? Evidence from Bangladesh." *Journal of Development Economics*, 90(2): 179 – 191.
- Becker, G.** 1973a. "A Theory of Marriage: Part I." *The Journal of Political Economy*, 81(4): 813–846.
- Becker, G.** 1973b. "A Theory of Marriage: Part II." *The Journal of Political Economy*, 82(2): S11–S26.
- Becker, S., and A. Ichino.** 2002. "Estimation of Average Treatment Effects Based on Propensity Scores." *The Stata Journal*, 2(4): 358–377.
- Caldwell, J., P. Reddy, and P. Caldwell.** 1983. "The Causes of Marriage Change in South India." *Population Studies*, 37(3): 343–361.
- Cameron, A. C., and P. Trivedi.** 2005. *Microeconometrics*. Cambridge University Press.
- Dyson, T., and M. Moore.** 1983. "On Kinship Structure, Female Autonomy, and Demographic Behavior in India." *Population and Development Review*, 9(1): 35–60.
- Handa, S.** 1996. "Expenditure behavior and children's welfare: An analysis of female headed households in Jamaica." *Journal of Development Economics*, 50(1): 165 – 187.
- Hashemi, S., S. Schuler, and A. Riley.** 1996. "Rural Credit Programs and Women's Empowerment in Bangladesh." *World Development*, 24(4): 635 – 653.

- Imai, K., and P. Eklund.** 2008. "Women's Organizations and Social Capital to Reduce Prevalence of Child Malnutrition in Papua New Guinea." *Oxford Development Studies*, 36(2): 209–233.
- Imbens, G., and J. Wooldridge.** 2009. "Recent Developments in the Econometrics of Program Evaluation." *Journal of Economic Literature*, 47(1): 5–86.
- International Institute for Population Studies and Macro International.** 2007. *National Family and Health Survey (NFHS-3), 2005-06: India: Volume 1*. Mumbai: IIPS.
- Janssens, W.** 2010. "Women's Empowerment and the Creation of Social Capital in Indian Villages." *World Development*, 38(7): 974–988.
- Kanbur, R., and L. Haddad.** 1994. "Are better off households more equal or less equal?" *Oxford Economic Papers*, 46(3): 445–58.
- Kandpal, E., and K. Baylis.** 2011. "Standing Together: Peer Networks, Female Empowerment, and Child Welfare." Working Paper.
- Kandpal, E., and K. Baylis.** 2013. "Expanding Horizons: Can Women's Support Groups Diversify Peer Networks in Rural India?" *American Journal of Agricultural Economics*. Forthcoming.
- Kantor, P.** 2003. "Women's Empowerment Through Home-based Work: Evidence from India." *Development and Change*, 34(3): 425–445.
- Leuven, E., and B. Sianesi.** 2003. "PSMATCH2: Stata Module to Perform Full Mahalanobis and Propensity Score Matching, Common Support Graphing, and Covariate Imbalance Testing." *Statistical Software Components, Boston College Department of Economics*.
- Lundberg, S., R. Pollak, and T. Wales.** 1997. "Do husbands and wives pool their resources? Evidence from the United Kingdom child benefit." *Journal of Human Resources*, 32(3): 463–480.
- Malhotra, A., R. Pande, and C. Grown.** 2003. "Impacts of Investments in Female Education on Gender Equality." International Center for Research on Women.

- Mas-Colell, A., M. Whinston, and J. Green.** 1995. *Microeconomic Theory*. Oxford University Press.
- Ministry of Health and Family Welfare and International Institute for Population Studies.** 2010. *District Level Household and Facility Survey, 2007-2008*.
- Montgomery, M., and J. Casterline.** 1996. "Social Learning, Social Influence, and New Models of Fertility." *Population and Development Review*, 22: 151–175.
- Neelakantan, U., and M. Tertilt.** 2008. "A note on marriage market clearing." *Economics Letters*, 101(2): 103 – 105.
- Nichols, A.** 2007. "Causal Inference with Observational Data." *The Stata Journal*, 7(4): 507–541.
- Phipps, S., and P. Burton.** 1998. "What's Mine is Yours? The Influence of Male and Female Incomes on Patterns of Household Expenditure." *Economica*, 65(260): 599–613.
- Quisumbing, A., and B. de la Brière.** 2000. "Women's Assets And Intrahousehold Allocation In Rural Bangladesh: Testing Measures Of Bargaining Power." International Food Policy Research Institute (IFPRI) FCND Discussion Paper 86.
- Rahman, L., and V. Rao.** 2004. "The Determinants of Gender Equity in India: Examining Dyson and Moore's Thesis with New Data." *Population and Development Review*, 30(2): 239–268.
- Rosenbaum, P.** 2002. *Observational Studies*. Springer Series in Statistics.
- Rosenzweig, M., and T. P. Schultz.** 1982. "Market Opportunities, Genetic Endowments, and Intrafamily Resource Distribution: Child Survival in Rural India." *The American Economic Review*, 72(4): 803–815.
- Schuler, S., and S. Hashemi.** 1994. "Credit Programs, Women's Empowerment, and Contraceptive use in Rural Bangladesh." *Studies in Family Planning*, 25(2): 65–76.
- Staiger, D., and J. Stock.** 1997. "Instrumental Variables Regression with Weak Instruments." *Econometrica*, 65(3): 557–586.

**Thomas, D.** 1990. "Intra-Household Resource Allocation: An Inferential Approach." *The Journal of Human Resources*, 25(4): 635–664.

## 8 Tables and Figures

Table 1: Descriptive Statistics

Variables	Observations	Mean	Std. Dev	Min	Max
Respondent's Age	472	32.18	8.11	20	65
Husband's Age	437	37.89	9.25	23	80
Respondent's Age at Marriage	463	19.25	3.34	1	30
Average age of sons	487	8.09	7.79	0	36
Average age of daughters	487	6.20	6.70	0	30
Respondent's Years of Education	483	7.19	5.02	0	17
Husband's Years of Education	415	10.11	3.71	0	17
Sons' Years of Education	487	3.766	4.45	0	17
Daughters' Years of Education	487	3.11	4.29	0	17
Number of Rooms	487	3.33	2.12	0	19
Electrification	487	0.89	0.31	0	1



Table 2: Dependent Variables

Dependent Variables	Percent Yes	Observations
<i>Has NREGS ID Card</i>		
All	60.62	485
Non-participants	48.94	188
Participants	68.02	297
<i>Can Leave House Without Permission</i>		
All	70.89	454
Non-participants	58.82	170
Participants	78.17	284
<i>Participates in Village Council Meetings</i>		
All	36.36	473
Non-participants	14.20	176
Participants	49.49	297

Table 3: Treated and Untreated Districts

Variables	Untreated	Treated	Difference	t-test	Observations
<i>Demographics</i>					
Spousal Age Ratio	0.85 (0.01)	0.85 (0.01)	-0.03 (0.02)	-0.17	487
Age at Marriage	19.76 (0.05)	18.69 (0.54)	1.08 (0.81)	1.33	487
Age of Sons	6.96 (0.84)	9.03 (0.76)	-2.07 (1.25)	-1.66	487
Age of Daughters	5.45 (0.46)	6.98 (0.84)	-1.52 (1.29)	-1.78	487
Number of Sons	1.09 (0.04)	1.38 (0.08)	-0.29 (0.13)	-2.27*	487
Number of Daughters	0.99 (0.05)	1.13 (0.07)	-0.14 (0.11)	-1.29	487
Own-to-husband's education	0.65 (0.12)	0.61 (0.04)	0.03 (0.09)	0.35	487
Lives with Husband <sup>‡</sup>	0.83 (0.09)	0.76 (0.09)	0.07 (0.04)	0.42	449
Lives with In-laws <sup>‡</sup>	0.56 (0.11)	0.45 (0.04)	0.11 (0.09)	1.18	487
Works <sup>‡</sup>	0.45 (0.07)	0.65 (0.12)	-0.08 (0.18)	-1.11	454
Brahmin <sup>‡</sup>	0.21 (0.21)	0.14 (0.06)	0.07 (0.16)	0.45	487
LN(Firewood Collection Time)	3.65 (3.43)	4.66 (3.18)	-1.02 (5.63)	-5.3***	487
<i>Wealth Indicators</i>					
Number of Rooms	3.58 (0.49)	3.07 (0.29)	0.51 (0.53)	0.96	487
House has Electricity <sup>‡</sup>	0.90 (0.004)	0.88 (0.05)	0.02 (0.08)	0.21	487
Improved Toilet <sup>‡</sup>	0.18 (0.07)	0.21 (0.07)	0.04 (0.05)	-0.30	487
Floor <sup>†</sup>	1.41 (0.41)	1.55 (0.14)	-0.14 (0.33)	-0.43	487
Walls <sup>†</sup>	1.39 (0.18)	1.76 (0.11)	-0.37 (0.19)	-1.85	487

<sup>‡</sup> No=0; Yes=1. <sup>†</sup> Impermeable=1; semi-permeable=2; permeable=3

Standard errors in parentheses

\*  $p < 0.05$ , \*\*  $p < 0.01$ , \*\*\*  $p < 0.001$

Table 4: Participants and Non-participants in Districts with *Mahila Samakhya*

Variables	Non-part.	Part.	Difference	t-test	Observations
<i>Demographics</i>					
Spousal Age Ratio	0.84 (0.01)	0.86 (0.01)	-0.03 (0.01)	-2.53**	303
Age at Marriage	18.48 (0.38)	19.17 (0.21)	-0.69 (0.42)	1.63	327
Age of Sons	7.26 (0.77)	8.97 (0.50)	-1.71 (0.95)	-1.81	345
Age of Daughters	6.33 (0.73)	6.54 (0.44)	-0.21 (0.84)	-0.25	345
Number of Sons	1.16 (0.09)	1.37 (0.06)	-0.21 (0.11)	-1.87	345
Number of Daughters	0.98 (0.08)	1.14 (0.07)	-0.16 (0.12)	-1.31	345
Own-to-husband's education	0.66 (0.05)	0.58 (0.03)	0.07 (0.05)	1.38	345
Low Education <sup>‡</sup>	0.29 (0.05)	0.31 (0.03)	-0.14 (0.06)	-0.26	345
Lives with Husband <sup>‡</sup>	0.85 (0.04)	0.67 (0.03)	0.19 (0.06)	3.10**	312
Lives with In-laws <sup>‡</sup>	0.55 (0.05)	0.44 (0.03)	0.12 (0.06)	1.90	345
Works <sup>‡</sup>	0.52 (0.05)	0.59 (0.03)	-0.06 (0.06)	-1.02	336
Brahmin <sup>‡</sup>	0.05 (0.02)	0.21 (0.03)	-0.16 (0.04)	-3.51***	347
LN(Firewood Collection Time)	3.91 (0.22)	4.91 (0.11)	-0.99 (0.23)	-4.39***	347
<i>Wealth Indicators</i>					
Number of Rooms	3.09 (0.21)	3.30 (0.13)	-0.21 (0.26)	-0.81	345
House Has Electricity	<sup>‡</sup> 0.89 (0.03)	0.89 (0.02)	0.00 (0.04)	0.01	345
Improved Toilet <sup>‡</sup>	0.28 (0.03)	0.26 (0.05)	0.02 (0.06)	0.35	345
Floor <sup>†</sup>	1.63 (0.08)	1.86 (0.11)	-0.23 (0.14)	-1.71	345
Walls <sup>†</sup>	1.77 (0.08)	1.81 (0.10)	-0.03 (0.13)	-0.25	345

<sup>‡</sup>No=0; Yes=1. <sup>†</sup>Impermeable=1; semi-permeable=2; permeable=3

Standard errors in parentheses.

\*  $p < 0.05$ , \*\*  $p < 0.01$ , \*\*\*  $p < 0.001$

Table 5: Does Participation in *Mahila Samakhya* Empower Women? (PSM Results)

<i>Non-Participants vs. the Untreated</i>					
Unmatched	Spousal Age Ratio	Has NREGS Card	Can Go Out W/o Permission	Council Meetings	Respondent Works
Non-participants	0.835	0.719	0.671	0.152	0.641
Untreated	0.849	0.256	0.578	0.0986	0.523
Difference	-0.015 (0.014)	0.463 (0.071)***	0.093 (0.081)	0.053 (0.055)	0.118 (0.097)
Matched	Spousal Age Ratio	Has NREGS Card	Can Go Out W/o Permission	Council Meetings	Respondent Works
Non-participants	0.835	0.719	0.671	0.152	0.641
Untreated	0.839	0.634	0.747	0.089	0.297
Difference	-0.004 (0.033)	0.085 (0.213)	-0.076 (0.221)	0.063 (0.148)	0.344 (0.031)
Observations	160	160	143	150	108
<i>Participants vs. the Untreated</i>					
Unmatched	Spousal Age Ratio	Has NREGS Card	Can Go Out W/o Permission	Council Meetings	Respondent Works
Participants	0.862	0.809	0.793	0.502	0.581
Untreated	0.850	0.177	0.654	0.205	0.440
Difference	0.0119 (0.009)	0.632 (0.044)***	0.139 (0.052)**	0.297 (0.06)***	0.141 (0.06)**
Matched	Spousal Age Ratio	Has NREGS Card	Can Go Out W/o Permission	Council Meetings	Respondent Works
Participants	0.862	0.809	0.793	0.502	0.581
Untreated	0.848	0.144	0.361	0.414	0.321
Difference	0.014 (0.026)	0.665 (0.142)***	0.433 (0.158)**	0.088 (0.142)	0.261 (0.172)
Observations	341	339	312	332	315

Standard errors in parentheses.

\*  $p < 0.05$ , \*\*  $p < 0.01$ , \*\*\*  $p < 0.001$

Table 6: Does Participation in *Mahila Samakhya* Empower Women Who Do Not Work? (PSM Results)

<i>Participants vs. the Untreated</i>			
Unmatched	Has NREGS Card	Can Go Out W/o Permission	Council Meetings
Participants	0.730	0.667	0.416
Untreated	0.179	0.708	0.315
Difference	0.552 (0.072) <sup>***</sup>	-0.042 (0.085)	0.101 (0.084)
Matched	Has NREGS Card	Can Go Out W/o Permission	Council Meetings
Participants	0.730	0.667	0.416
Untreated	0.101	0.500	0.146
Difference	0.629 (0.118) <sup>***</sup>	0.167 (0.184)	0.269 (0.132) <sup>*</sup>
Observations	145	132	143

Standard errors in parentheses.

\*  $p < 0.05$ , \*\*  $p < 0.01$ , \*\*\*  $p < 0.001$

Table 7: Does Participation in *Mahila Samakhya* Empower Women Who Do Not Have NREGS Cards? (PSM Results)

<i>Participants vs. the Untreated</i>		
Unmatched	Can Go Out W/o Permission	Council Meetings
Participants	0.821	0.525
Untreated	0.675	0.189
Difference	0.146 (0.087)	0.336 (0.081)***
Matched	Can Go Out W/o Permission	Council Meetings
Participants	0.821	0.525
Untreated	0.308	0.025
Difference	0.513 (0.263)*	0.500 (0.144)***
Observations	122	135

Standard errors in parentheses.

\*  $p < 0.05$ , \*\*  $p < 0.01$ , \*\*\*  $p < 0.001$

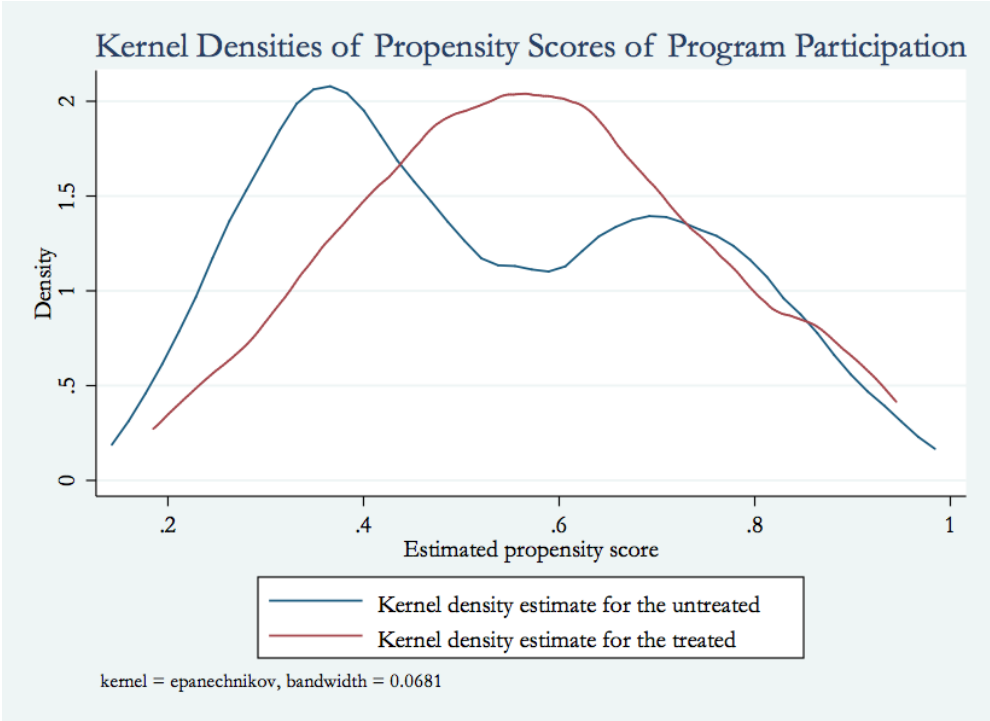


Figure 1: Propensity Scores for Program Participation

Table 8: Does Participation in *Mahila Samakhya* Empower Women Who Do Not Work? (Truncation-corrected PSM Results)

<i>Non-Participants vs. the Untreated</i>					
Unmatched	Spousal Age Ratio	Has NREGS Card	Can Go Out W/o Permission	Council Meetings	Respondent Works
Non-participants	0.822	0.667	0.722	0.130	0.579
Untreated	0.824	0.147	0.629	0.100	0.440
Difference	-0.003 (0.029)	0.519 (0.110)***	0.093 (0.146)	0.030 (0.089)	0.139 (0.060)***
Matched	Spousal Age Ratio	Has NREGS Card	Can Go Out W/o Permission	Council Meetings	Respondent Works
Non-participants	0.822	0.667	0.722	0.130	0.579
Untreated	0.729	0.125	0.611	0.000	0.341
Difference	0.093 (0.075)	0.54 (0.254)**	0.111 (0.213)	0.130 (0.072)	0.238 (0.168)
Observations	58	58	45	53	44
<i>Participants vs. the Untreated</i>					
Unmatched	Spousal Age Ratio	Has NREGS Card	Can Go Out W/o Permission	Council Meetings	Respondent Works
Participants	0.861	0.808	0.797	0.505	0.582
Untreated	0.851	0.177	0.654	0.205	0.427
Difference	0.01 (0.009)	0.631 (0.044)***	0.143 (0.052)**	0.299 (0.06)***	0.155 (0.061)**
Matched	Spousal Age Ratio	Has NREGS Card	Can Go Out W/o Permission	Council Meetings	Respondent Works
Participants	0.861	0.808	0.797	0.505	0.582
Untreated	0.846	0.131	0.367	0.407	0.647
Difference	0.015 (0.025)	0.678 (0.132)***	0.429 (0.156)**	0.098 (0.142)	-0.066 (0.192)
Observations	340	338	311	331	314

Standard errors in parentheses.

\*  $p < 0.05$ , \*\*  $p < 0.01$ , \*\*\*  $p < 0.001$



Table 9: Robust First Stage Estimates

	(1) Program Participation
Participation Instrument	0.035*** (6.82)
Own Age	0.002 (0.55)
Spousal Age Ratio	0.216 (0.83)
Literate	0.039 (0.56)
Less Than Four Years of Education	-0.022 (-0.26)
Own Years of Education	-0.003 (-0.49)
Number of Children	0.063 (1.61)
Age of Children	-0.005 (-1.07)
Brahmin	0.296*** (5.66)
Lives with In-laws	-0.106** (-2.10)
Lives with Sister-in-law	-0.443 (-1.03)
LN(Firewood Collection Time)	0.041*** (3.78)
Number of Rooms	0.003 (0.24)
House Has Electricity	-0.085 (-1.37)
Constant	0.008 (0.03)

*t* statistics in parentheses

\*  $p < 0.05$ , \*\*  $p < 0.01$ , \*\*\*  $p < 0.001$

Table 10: Does Participation in *Mahila Samakhya* Empower Women? (Robust 2SLS Estimates)

	(1) Can Go Out W/o Permission	(2) Village Council Participation	(3) Has NREGS Card
Participation	0.367** (2.37)	0.487*** (3.44)	1.475*** (5.60)
Own Age	-0.002 (-0.66)	0.006* (1.97)	-0.005 (-0.81)
Spousal Age Ratio	-0.499 (-1.81)	-0.224 (-0.85)	-0.026 (-0.06)
Less than Four Years of Education	-0.057 (-0.64)	0.058 (0.62)	-0.015 (-0.10)
Literate	-0.092 (-1.46)	0.005 (0.07)	-0.116 (-0.94)
Own Years of Education	-0.008 (-1.00)	-0.002 (-0.22)	0.002 (0.18)
Number of Children	0.009 (0.94)	-0.028 (-0.61)	-0.122 (-1.69)
Age of Children	0.004 (0.94)	0.003 (0.61)	0.016 (1.90)
Brahmin	-0.032 (-0.44)	-0.065 (-0.95)	-0.588*** (-5.11)
Lives with In-laws	-0.044 (-0.73)	0.015 (0.28)	0.172 (1.88)
Lives with Sister-in-law	1.012** (2.30)	0.905 (1.94)	0.902 (1.19)
LN(Firewood Collection Time)	-0.015 (-1.09)	0.008 (0.63)	-0.034 (-1.40)
Number of Rooms	-0.018 (-1.25)	0.001 (0.09)	0.007 (0.34)
House Has Electricity	0.239*** (3.25)	0.077 (1.07)	0.147 (1.38)
Constant	1.068*** (3.92)	-0.082 (-0.32)	-0.099 (-0.24)
Observations	391	411	421
First-stage F-stat	12.38	11.90	13.55
p-value for Sargan's test	0.242	0.803	0.579

*t* statistics in parentheses

\*  $p < 0.05$ , \*\*  $p < 0.01$ , \*\*\*  $p < 0.001$

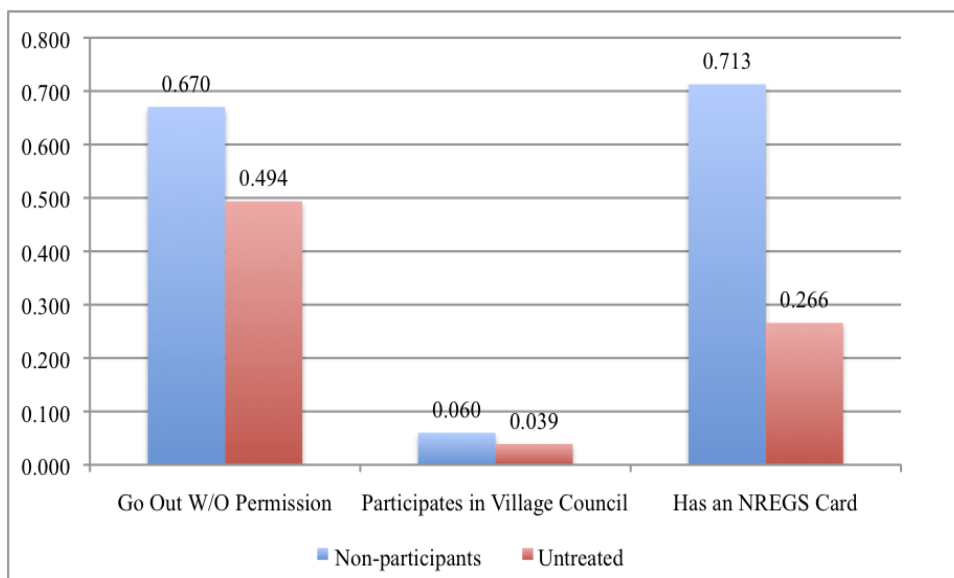


Figure 2: Predicted Outcomes from 2SLS: Non-participants versus Untreated

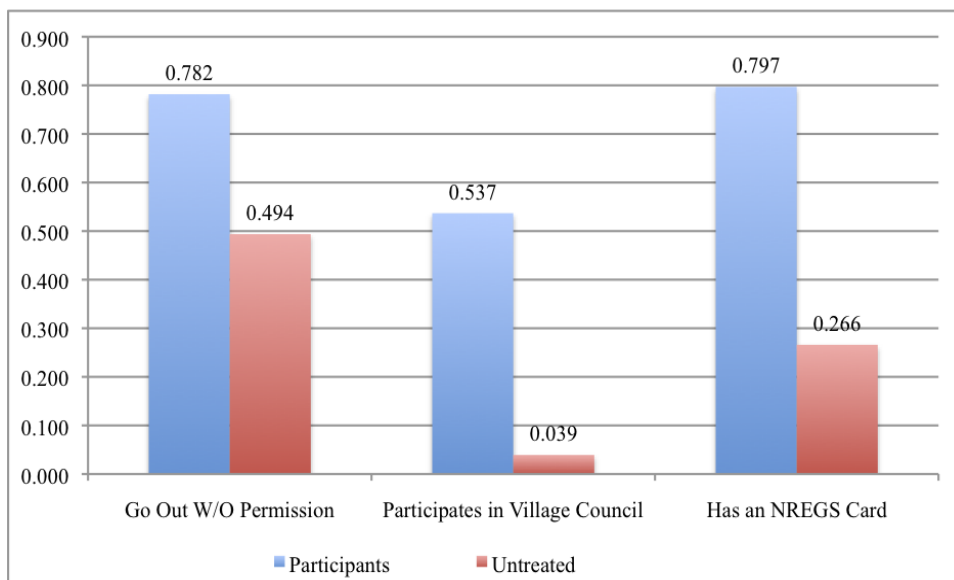


Figure 3: Predicted Outcomes from 2SLS: Participants versus Untreated

Table 11: Does Participation in *Mahila Samakhya* Increase Reservation Wages? (Robust 2SLS Estimates)

	<i>Women Who Do Not Work</i>			<i>Women Without NREGS Cards</i>	
	(1) Can Go Out W/o Perm.	(2) Village Council Part.	(3) Has NREGS Card	(4) Can Go Out W/o Perm.	(5) Village Council Part.
Participation	0.034 (0.08)	-0.082 (-0.24)	2.220** (2.55)	1.134** (2.40)	0.638 (1.66)
Own age	-0.0002 (-0.03)	0.018*** (3.14)	-0.012 (-0.85)	-0.008 (-0.95)	0.002 (0.38)
Spousal Age Ratio	-0.642 (-1.34)	-0.731 (-1.65)	-0.430 (-0.47)	-1.011 (-1.55)	-0.231 (-0.54)
<4 Years of Ed.	0.059 (0.35)	0.011 (0.06)	0.397 (0.97)	-0.150 (-0.68)	0.087 (0.49)
Literate	-0.098 (-0.90)	0.070 (0.51)	-0.210 (-0.60)	0.169 (0.87)	-0.147 (-0.98)
Own Years of Ed.	0.0004 (0.02)	-0.006 (-0.42)	0.039 (1.34)	-0.015 (-1.09)	0.004 (0.37)
Number of Children	0.046 (0.55)	-0.016 (-0.24)	-0.175 (-1.17)	-0.034 (-0.54)	-0.074 (-1.16)
Age of Children	0.003 (0.30)	0.019** (2.28)	0.007 (0.32)	0.009 (0.84)	0.014 (1.94)
Brahmin	-0.032 (-0.15)	0.196 (1.11)	-1.215*** (-2.87)	-0.371 (-1.71)	-0.227 (-1.50)
Lives with In-laws	-0.057 (-0.64)	0.081 (0.93)	0.393** (2.00)	0.195 (1.27)	0.136 (1.21)
Lives with Sis.-in-law	1.504** (2.01)	0.442 (0.51)	2.166 (1.21)	0.925 (1.09)	0.407 (0.64)
LN(Firewood Time)	-0.008 (-0.33)	0.020 (0.90)	-0.064 (-1.06)	-0.069** (-2.03)	0.002 (0.09)
Number of Rooms	-0.012 (-0.55)	-0.017 (-0.99)	0.062 (1.68)	-0.044 (-1.24)	-0.028 (-1.24)
House Has Electricity	0.290** (2.38)	0.138 (1.37)	0.119 (0.55)	0.480*** (2.73)	0.087 (0.67)
Constant	1.107** (2.51)	0.072 (0.17)	-0.473 (-0.48)	1.376 (1.91)	0.029 (0.07)
Observations	163	175	178	144	157
First-stage F-stat	8.54	8.03	8.54	11.75	7.27
p-value for Sargan's test	0.391	0.818	0.908	0.511	0.569

*t* statistics in parentheses

\*  $p < 0.05$ , \*\*  $p < 0.01$ , \*\*\*  $p < 0.001$

Table 12: Average Treatment Effects from 2SLS Estimates

<i>Average Treatment Effect</i>	
NREGS	0.818
Can Go Out W/O Permission	0.204
Village Council	0.269
<i>Average Treatment Effect on Participants</i>	
NREGS	0.893
Can Go Out W/O Permission	0.222
Village Council	0.295
<i>Average Treatment Effect on Non-participants</i>	
NREGS	0.643
Can Go Out W/O Permission	0.159
Village Council	0.212
<i>Average Treatment Effect on Untreated</i>	
NREGS	0.621
Can Go Out W/O Permission	0.155
Village Council	0.205

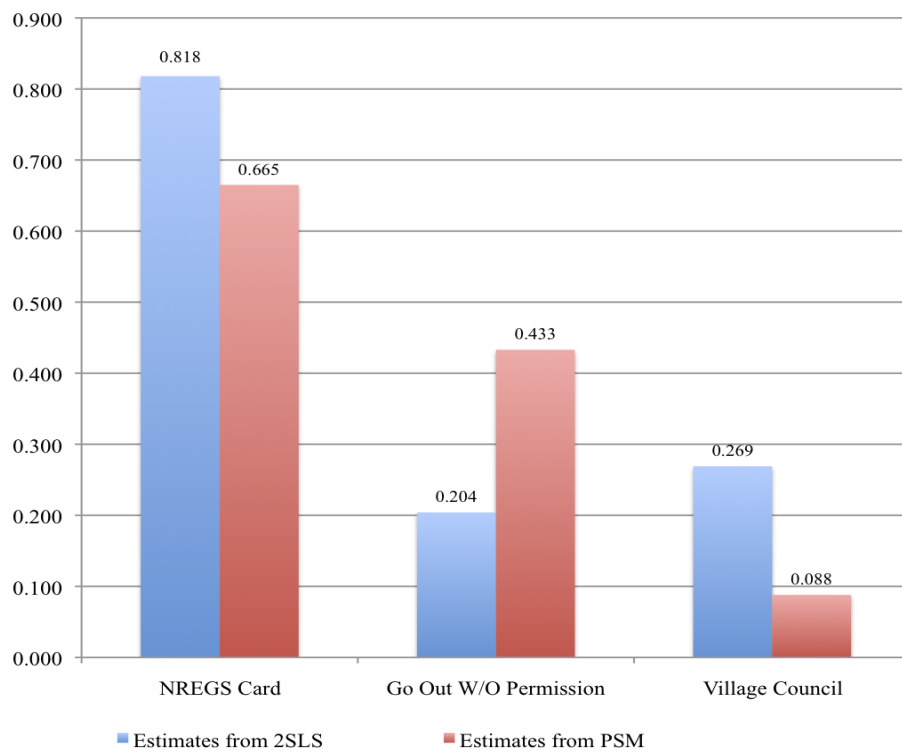


Figure 4: Estimated Treatment Effects from 2SLS and PSM