

Quaas, Martin F.; van Soest, Daan; Baumgärtner, Stefan

Working Paper

Complementarity, impatience, and the resilience of natural-dependent economies

Working Paper Series in Economics, No. 220

Provided in Cooperation with:

Institute of Economics, Leuphana Universität Lüneburg

Suggested Citation: Quaas, Martin F.; van Soest, Daan; Baumgärtner, Stefan (2011) : Complementarity, impatience, and the resilience of natural-dependent economies, Working Paper Series in Economics, No. 220, Leuphana Universität Lüneburg, Institut für Volkswirtschaftslehre, Lüneburg

This Version is available at:

<https://hdl.handle.net/10419/57164>

Standard-Nutzungsbedingungen:

Die Dokumente auf EconStor dürfen zu eigenen wissenschaftlichen Zwecken und zum Privatgebrauch gespeichert und kopiert werden.

Sie dürfen die Dokumente nicht für öffentliche oder kommerzielle Zwecke vervielfältigen, öffentlich ausstellen, öffentlich zugänglich machen, vertreiben oder anderweitig nutzen.

Sofern die Verfasser die Dokumente unter Open-Content-Lizenzen (insbesondere CC-Lizenzen) zur Verfügung gestellt haben sollten, gelten abweichend von diesen Nutzungsbedingungen die in der dort genannten Lizenz gewährten Nutzungsrechte.

Terms of use:

Documents in EconStor may be saved and copied for your personal and scholarly purposes.

You are not to copy documents for public or commercial purposes, to exhibit the documents publicly, to make them publicly available on the internet, or to distribute or otherwise use the documents in public.

If the documents have been made available under an Open Content Licence (especially Creative Commons Licences), you may exercise further usage rights as specified in the indicated licence.

**Complementarity, impatience, and the resilience
of natural-resource-dependent economies**

by

Martin F. Quaas, Daan van Soest,
and Stefan Baumgärtner

University of Lüneburg
Working Paper Series in Economics

No. 220

November 2011

www.leuphana.de/institute/ivwl/publikationen/working-papers.html

ISSN 1860 - 5508

Complementarity, impatience, and the resilience of natural-resource-dependent economies

MARTIN F. QUAAS^{a*}, DAAN VAN SOEST^b and STEFAN BAUMGÄRTNER^c

^a Department of Economics, University of Kiel, Germany

^b VU University Amsterdam and Tilburg University, The Netherlands

^c Department of Sustainability Sciences and Department of Economics,
Leuphana University of Lüneburg, Germany

November 14, 2011

Abstract: We study how human preferences affect the resilience of economies that depend on more than one type of natural resources. In particular, we analyze whether the degree of substitutability of natural resources in consumer needs may give rise to multiple steady states and path dependence even when resources are managed optimally. This is a major shift in the interpretation and analysis of resilience, from viewing (limited) resilience as an objective property of the economy-environment system to acknowledging its partially subjective, preference-based character. We find that society tends to be less willing to buffer exogenous shocks if resource goods are complements in consumption than if they are substitutes. Hence, the stronger the complementarity between the various types of resource goods, the less resilient the economy is.

JEL-Classification: C62, O13, Q01, Q20.

Keywords: Resilience; substitutes and complements; discounting; multiple steady states; natural resources; path dependence; regime shifts; tipping points.

*Corresponding author: Department of Economics, University of Kiel, Wilhelm-Seelig-Platz 1, D-24118 Kiel, Germany. Email: quaas@economics.uni-kiel.de.

1 Introduction

Resilience is typically viewed as a property of natural systems and is defined as the extent to which they can buffer exogenous shocks [1]. Natural systems, whether they are ecosystems, species populations or climate systems, tend to be robust to small perturbations. But if shocks are large enough that a system crosses a threshold or tipping point, its dynamics may be such that it collapses to an undesired state. Examples of natural systems characterized by limited resilience include populations with a minimum population size below which extinction is inevitable (e.g., [2, 3, 4]), ecological systems with complex interactions between the various components of the system such as shallow lakes and semi-arid rangelands (e.g., [5, 6]), and the Earth's climate system, where events like melting of the Greenland ice sheet or of the permafrost in the Northern Hemisphere might cause the Earth's climate to change dramatically (e.g., [7, 8, 9]).

The extent to which a natural system is resilient against exogenous shocks is not just a function of the underlying ecological processes; it also crucially depends on the way in which the system is managed. An example in point is the stock of cod in the North-East Arctic which collapsed in the late 1980s due to very high harvesting pressure combined with a sudden shortage of its main prey species, capelin [10]. Poorly managed natural resource systems, including so-called open-access resources, are generally less resilient to shocks than optimally managed systems. This does not mean, however, that optimally managed systems never collapse. Optimal policy making in an uncertain world requires comparing the benefits and costs of pre-shock precaution and post-shock system restoration – if restoration is physically possible at all. Hence, resilience is not just an intrinsic feature of natural resources; institutions and preferences are likely to play an important role, too [11].

In this paper, we explore the impact of human preferences on the resilience of optimally managed economies that depend on more than one type of renewable natural

resource. We find two characteristics of preferences to be of key importance. The first is – not surprisingly – the discount rate used by the social planner. For a given amount of time needed for natural resources to return to their good state in the wake of a negative shock, system restoration is less likely to be optimal the higher the social discount rate – even if this leads to the demise of one or more resources. The second key characteristic of preferences is more surprising: it is the extent to which the various types of natural resources are substitutes or complements in the consumers’ utility function. While intuition would suggest that society’s willingness to protect a natural resource from collapse would be larger the more dependent it is on its output (that is, when natural resources are complements rather than substitutes in consumption), we find the exact opposite. The reason is that if restoring the resource requires a moratorium on its exploitation, it is less costly to do so if there are good substitutes available so that postponing exploiting the resource does not reduce consumer welfare by much. While we pay most attention to the impact of the discount rate and the degree of complementarity in resource consumption on the resilience of the resource-dependent economy, we analyze the impact of other factors too, including the rate of resource regeneration and the opportunity costs of harvesting.

Over the past decade, many papers have tried to provide explanations for the collapse of historic societies as diverse as those of Easter Island, the Anasazi, and the Maya [12], as better insights into the fate of previous civilizations may help the current one to better cope with today’s major environmental crises such as climate change or biodiversity loss [13, 14]. For example, Taylor [14] and Brander and Taylor [15] develop models to explain the disappearance of the civilization on Easter Island, suggesting that its demise may have been due to a nonlinear interaction between population growth and the dynamics of natural resources, especially forest resources, resulting in feast-and-famine cycles. While lack of property rights and myopia are most likely the underlying causes of the collapse of the Easter Island civilization, our paper suggests that depletion of the forest

resource is not necessarily suboptimal. To feed the population, fish need to be caught, and hence trees need to be logged continuously to produce boats. Timber consumption and catching fish are thus complements, and the instantaneous costs of reduced fishing activity to restore forest stocks may have been too large compared to the long-run benefits of recovered timber resources.

Modern society is admittedly much more complex than that of Easter Island, but our model still provides important insights for the challenges we face today. For example, because good substitutes are scarcer the higher the level of physical aggregation (e.g., protein intake from wild deer can easily be replaced by farmed beef, but no good substitutes are available for the Earth's climate system), dealing with the large-scale environmental challenges posed today may even be more difficult than previously thought. Our results have important implications for sustainable resource policy especially when natural resources are complements in consumption, as it is obviously the case for e.g. clean drinking water and fertile soil which is needed for food production. Our analysis sheds light on the circumstances under which exogenous temporary negative shocks, e.g. storms, floods or other hazards,¹ may eventually lead to resource depletion. It also sheds light on the optimal management of the resource system before it is hit by such a shock.

The paper is organized as follows. In section 2, we present a stylized model of an economy that depends on the use of two types of renewable natural resources. In section 3, we derive the conditions for dynamically optimal resource use. In section 4, we use this information to analyze the steady states and path dependence of the resource-dependent economy. In particular, we study how the number of optimal steady states and their stability properties depend on the degree of complementarity of the two re-

¹Here we focus on the impact of exogenous shocks on the level of individual resource stocks, assuming that their dynamic properties are unaffected. For an analysis of the case in which climate change affects resource regeneration functions, see [16].

sources in consumption and on the social discount rate, providing both analytical results and numerical examples. We use the results to determine the consequences for optimal resilience management of a resource-dependent economy in section 5, taking into account the possibility that the stocks may be hit by a negative shock. We conclude by discussing the implications of our model for the management of global natural resources in section 6.

2 Model of a natural-resource-dependent economy

Consider a representative agent who derives utility from the consumption of a (composite) manufactured good, $y(t)$, and from the consumed quantities of two different natural resource goods, $h_1(t)$ and $h_2(t)$. The agent's instantaneous utility function is specified as

$$u(y(t), h_1(t), h_2(t)) = y(t) + \gamma \ln \left[\sum_{j=1,2} h_j(t)^{1-\kappa} \right]^{\frac{1}{1-\kappa}}, \quad (1)$$

where $\gamma > 0$ is the weight the agent attaches to consumption of natural resources, and $1/\kappa$ is the elasticity of substitution between the two natural resource goods.

The quasi-linear utility function (1) captures some stylized facts about preferences on natural resources and manufactured goods. Natural resources typically satisfy basic needs. This is captured by equation (1) because marginal utility goes to infinity (zero) as the consumption of resources goes to zero (infinity). Marginal utility of the manufactured good, in contrast, is constant. Hence, this good is not essential: marginal utility does not go to infinity as consumption goes to zero. Next, utility function (1) is flexible in that it allows the two natural resource goods to be complements in consumption or substitutes, depending on the value of κ . Resources are perfect substitutes in consumption if $\kappa \rightarrow 0$ and perfect complements if $\kappa \rightarrow \infty$, with $\kappa = 1$ as the special case where the sub-utility from resource consumption is the Cobb-Douglas function. Hence, κ measures the degree of complementarity of the two resource goods in consumption:

the higher κ , the stronger the complementarity between the two. Finally, note that in case $\kappa > 1$, depletion of one or more resources (implying that $h_1(t)$ and/or $h_2(t)$ equals zero) results in instantaneous utility being equal to minus infinity. This suggests that it is never optimal to deplete either resource in finite time – but see section 4.

The representative agent inelastically supplies one unit of labor on a competitive labor market. Labor is allocated between the three activities of producing the manufactured good, y , and harvesting of the two natural resource stocks to produce resource goods, h_1 and h_2 . We assume that all markets always clear, so that quantities consumed of each of the three commodities equal the quantities supplied. Regarding the production of the manufactured good, we assume that the quantity produced is a linear function of just one input, labor, with constant marginal productivity equal to $\omega > 0$. Using $e_1(t)$ and $e_2(t)$ to denote effort allocated to respectively harvesting of resource goods 1 and 2 at time t , the aggregate output of the manufactured good produced thus equals

$$y(t) = \omega \left(1 - \sum_{j=1,2} e_j(t) \right). \quad (2)$$

Normalizing the sales price of the manufactured good to unity, linearity of the manufacturing production function (2) implies that the general equilibrium wage rate equals ω – as long as manufacturing is still taking place. To ensure that this is the case, we assume that $\omega > \gamma$ (see Appendix A.1), that is, the marginal product of manufacturing should be larger than the weight the representative agent attaches to the consumption of natural resource goods.

Regarding the natural resource sectors, we assume that resource goods are harvested according to the standard Schaefer function [17, 18]:

$$h_j(t) = q_j x_j(t) e_j(t), \quad j = 1, 2, \quad (3)$$

where $x_j(t)$ is the size of the resource stock j at time t , and q_j is a technology parameter reflecting what share of the resource stock j can be harvested per unit of effort. Note

that the marginal product of labor, $e_j(t)$, allocated to harvesting resource j is larger the larger the size of the resource stock, $x_j(t)$.

Regarding the dynamics of the resource stocks, current harvesting $h_j(t)$ reduces the remaining stock $x_j(t)$, but there is also natural regeneration. The change in the stock size of resource j at time t , $\dot{x}_j(t) \equiv dx_j(t)/dt$, equals the net natural growth of the resource stock, $f_j(x_j(t))$, minus the quantity harvested, $h_j(t)$:

$$\dot{x}_j(t) = f_j(x_j(t)) - h_j(t), \quad j = 1, 2, \quad (4)$$

where we assume that both resources regenerate according to the standard logistic growth function [19]:²

$$f_j(x_j(t)) = r_j x_j(t) \left(1 - \frac{x_j(t)}{K_j} \right), \quad j = 1, 2. \quad (5)$$

Here r_j denotes the intrinsic (or maximum) growth rate of resource j , and K_j its carrying capacity (or the maximum stock the ecosystem can sustain). Substituting (5) into (4), our model implies that net natural growth of resource j is a function of just the size of its stock and of the rate at which it is being harvested – there is no physical interaction between the two resource stocks. We thus assume that the only interaction between the two is via consumer preferences (see also [20, 21, 22, 23]).

We assume that a social planner maximizes the representative household’s present value of utility

$$\int_0^{\infty} u(y(t), h_1(t), h_2(t)) e^{-\delta t} dt, \quad (6)$$

where $\delta > 0$ is the social discount rate. This discount rate is assumed to reflect the representative household’s impatience to consume, but possibly also the limited perma-

²We assume resource regeneration to be subject to logistic growth, and hence we do not impose any inherent non-linearities in their regeneration. Hence, we abstract from “regime shifts” within the resource system (but see [16]). Moreover, we would like to note that our qualitative results do not depend on the specific form (5). Similar results can be obtained for other specifications of $f_j(x_j)$.

nence of society's institutions. With a positive probability, the current institutions may cease to exist at any given point in time by forces beyond the planner's control.

To maximize (6), the social planner chooses the quantity harvested of each of the two resources, $h_1(t)$ and $h_2(t)$, in every period as well as the amount of the manufactured good produced, $y(t)$, taking into account constraints (1)–(5) as well as the initial stock sizes ($x_j(0) = x_{j0}, j = 1, 2$).³

3 Conditions for optimal resource use

The conditions for dynamically optimal resource use are derived as the necessary first-order conditions for the social planner's maximization problem. In the following, we use π_j to denote the shadow price of consuming resource j . This shadow price is equal to the direct marginal costs of harvesting, i.e., the cost of effort needed to harvest an extra unit of resource j , plus the opportunity costs of reducing the current resource stock with one unit, which are given by the shadow price of the stock of resource j , μ_j .

Using (4) and the conditions for optimal resource (see Appendix A.1), we obtain the following system of differential equations ($i, j = 1, 2, j \neq i$):

$$\dot{x}_j = f_j(x_j) - h_j = f_j(x_j) - \gamma \frac{\pi_i^{-\frac{1}{\kappa}}}{\sum_{j=1,2} \pi_j^{1-\frac{1}{\kappa}}}, \quad (7)$$

$$\dot{\pi}_j = [\delta - f'_j(x_j)] \left[\pi_j - \frac{\omega}{q_j x_j} \right] - \frac{\omega f_j(x_j)}{q_j x_j^2}, \quad (8)$$

that governs the optimal dynamics of the resource-dependent economy together with the initial conditions, $x_j(0) = x_{j0}$, and the transversality conditions, $e^{-\delta t} \mu_j x_j \xrightarrow{t \rightarrow \infty} 0$, for both resources $j = 1, 2$. The interaction between the two resources is captured by the harvesting term in equation (7). Equation (8), in contrast, depends only on the stock and shadow price of the resource $j = 1, 2$ itself.

³ From here on, we omit the time indicators, unless it may cause confusion to do so.

The resilience of the resource-dependent economy is determined by the number of optimal steady states, and their stability properties. A steady state is characterized by $\dot{x}_1 = \dot{x}_2 = 0$ and $\dot{\pi}_1 = \dot{\pi}_2 = 0$. Using these conditions in (7) and (8) we obtain (for $i, j = 1, 2$ and $j \neq i$):

$$\pi_j = \pi_i \left[\frac{\gamma}{\pi_i f_i(x_i)} - 1 \right]^{\frac{\kappa}{\kappa-1}}, \quad (9)$$

$$\pi_j = \frac{\omega}{q_j x_j} \left[1 + \frac{f_j(x_j)}{x_j [\delta - f'_j(x_j)]} \right]. \quad (10)$$

Note that in equation (10) the shadow price of consuming resource j is just a function of the size of stock j , while the interaction between the two resources is captured in equation (9). Using (5), we can rewrite (10) as

$$x_j(\pi_j) = \frac{K_j}{4} \left[\sqrt{\frac{8 \delta \omega}{r_j q_j K_j \pi_j} + \left[\frac{\delta - r_j}{r_j} - \frac{\omega}{K_j q_j \pi_j} \right]^2} - \frac{\delta - r_j}{r_j} + \frac{\omega}{K_j q_j \pi_j} \right], \quad (11)$$

while combining (9) and (10) yields:

$$\pi_j(x_i) = \frac{\omega}{q_i x_i} \frac{\delta + r_i \frac{x_i}{K_i}}{\delta - r_i + 2 r_i \frac{x_i}{K_i}} \left[\frac{\gamma q_i}{\omega r_i} \frac{\delta - r_i + 2 r_i \frac{x_i}{K_i}}{\left[\delta + r_i \frac{x_i}{K_i} \right] \left[1 - \frac{x_i}{K_i} \right]} - 1 \right]^{\frac{\kappa}{\kappa-1}}. \quad (12)$$

Together, equations (11) and (12) give the optimal steady-state stock x_j of resource j as a function of the steady-state stock x_i of resource i , the $x_j(x_i)$ -isocline.

4 Steady states and path dependence of optimal resource management

To be able to derive clear-cut analytical results, we assume in the following that the two natural resources are governed by the same dynamic processes. That is, the parameters of the biological growth functions are the same, and so are the parameters of the harvesting functions: $r_1 = r_2 = r$, $K_1 = K_2 = 1$, and $q_1 = q_2 = q$. Furthermore,

because $(x_1, x_2) = (0, 0)$ is an absorbing state (see equation 5), we assume throughout the analysis that at least one of the resource stocks is initially strictly positive.

We aim to analyze the number of steady states in the system, as well as their stability properties. It is easy to show that under mild parameter conditions and assuming that the two resource stocks are driven by the same dynamic processes, there always exists a symmetric steady state in which the stocks of both resources are strictly positive. This is stated more formally in the following lemma.

Lemma 1. *For symmetric resources, and if and only if $\max\{2r\omega - \gamma q, r\gamma q - \delta(\gamma q - 2r\omega)\} > 0$, there is one (and only one) symmetric steady state $(x_1^S, x_2^S) = (x^S, x^S)$, where*

$$x^S = \frac{1}{2r} \left[r - \delta - \frac{\gamma q}{\omega} + \sqrt{(\delta + r)^2 + \left(\frac{\gamma q}{\omega}\right)^2} \right] > 0. \quad (13)$$

Proof: see Appendix A.2. ■

The resource stocks in the symmetric interior steady state do not depend on the degree of complementarity, κ , as both resources are used in equal quantities. Of course, the sizes of the resource stocks do depend on the social discount rate, δ : the higher the discount rate, the smaller the optimal resource stocks. If the condition $2r\omega > \gamma q$ is met, however, the steady state stocks are positive even for $\delta \rightarrow \infty$. Higher weights on resource consumption (γ), higher harvesting productivities (q) and lower productivity levels in manufacturing (ω) make instantaneous resource harvesting more attractive – especially if society does not care much about the future (i.e., if $\delta \rightarrow \infty$). In that case, stock depletion can still be avoided, but only if the intrinsic growth rate of the resource (r) is sufficiently high.

We are interested in how the number of steady states depends on society's preferences, including the degree of complementarity of resources in consumption. The following proposition yields a first result.

Proposition 1. *The symmetric steady state is locally stable independent of the degree of complementarity κ if either $\gamma q < r\omega$ or $\delta < r^2\omega / (2(\gamma q - r\omega)) \equiv \delta_{MSY}$.*

Proof: see Appendix A.3. ■

Combined with Lemma 1, Proposition 1 states that the steady-state level of x^S is independent of κ if $\min\{r\omega - \gamma q, \delta_{MSY} - \delta\} > 0$. The reason is that if this condition is met, the steady-state resource stock x^S – as defined in (13) – is larger than the maximum sustainable yield stock, x_{MSY} .⁴ If $\gamma q < r\omega$, demand for the resources (captured by γ) and productivity of resource extraction (q) are so low relative to resource productivity (r) and opportunity costs of harvesting (ω) that even under full myopia ($\delta \rightarrow \infty$, or equivalently: open access) the symmetric steady-state stocks are larger than the stocks that would generate the maximum sustainable yield (see Appendix A.2). If $\gamma q > r\omega$, one has $x^S = x_{MSY}$ if $\delta = r^2\omega / (2(\gamma q - r\omega)) \equiv \delta_{MSY}$, and hence the symmetric steady-state levels are smaller than x_{MSY} if and only if $\min\{r\omega - \gamma q, \delta_{MSY} - \delta\} > 0$.

Lemma 1 states that there is no interior symmetric steady state if $\max\{2r\omega - \gamma q, r\gamma q - \delta(\gamma q - 2r\omega)\} < 0$, and Proposition 1 states that if $\max\{r\omega - \gamma q, \delta_{MSY} - \delta\} > 0$, the symmetric steady-state stocks are positive and stable independent of κ . Having established these results, we now move on to analyzing the case where the symmetric steady state is in the interior (because $(x_1^S, x_2^S) = (0, 0)$ is not very interesting if one wants to study resilience), and where $x_j^S < x_{MSY}$ (because the system is always perfectly resilient if $x_j^S \geq x_{MSY}$). That means that for the rest of the paper we explore all cases for which the following condition holds:

Condition 1: $r\omega < \gamma q < 2r\omega$ and $\delta > \delta_{MSY}$.

For all cases in which Condition 1 holds, the steady state stocks are in between 0

⁴ The maximum sustainable yield stock is the stock size at which the amount that can be harvested without reducing the stock, is maximal. For any x harvesting is sustainable if $h_j \leq f(x_j)$, and the largest quantity that can be harvested sustainably is at the stock level where net resource regeneration is largest. Solving $f'(x_j) = 0$ and using the equation of motion (5), we have $x_{MSY} = K/2 = 1/2$.

and the maximum sustainable yield stock, and preferences may affect both the number of steady states and their stability. Therefore, we now turn to analyzing the situations in which resources are either substitutes (section 4.1) or complements (section 4.2) for all cases in which Condition 1 is met.

4.1 Optimal dynamics when resources are substitutes

Let us now analyze the case where Condition 1 holds and where the degree of complementarity of the two resources in consumption is such that they are substitutes in consumption (i.e., $\kappa < 1$).

Proposition 2. *When resources are substitutes ($\kappa < 1$) the following holds.*

2a. *The system has three steady states if*

$$\delta < r \frac{\gamma q}{\gamma q - \omega r} \equiv \delta_0 : \quad (14)$$

the symmetric steady state $(x_1^S, x_2^S) = (x^S, x^S)$ with $x^S > 0$, and two asymmetric steady states $(x^A, 0)$ and $(0, x^A)$, with

$$x^A = \frac{1}{2r} \left[r - \delta - \frac{2\gamma q}{\omega} + \sqrt{(\delta + r)^2 + \left(\frac{2\gamma q}{\omega}\right)^2} \right] > 0. \quad (15)$$

2b. *Independent of (14), the symmetric steady state (x^S, x^S) is globally stable.⁵*

Proof: see Appendix A.4. ■

Any optimal steady state, whether or not we assume that resources are identical, is determined by the solution of the fixed-point equation $x_1(x_2(x_1)) = x_1$, where $x_1(x_2)$ and $x_2(x_1)$ are determined by equations (11) and (12) (for $i, j = 1, 2$ and $j \neq i$). When resources are substitutes the isoclines are upward-sloping over the entire domain (see Appendix A.4), and hence they only intersect once. These results are illustrated in

⁵By “global” we mean the entire state space, with the exception of the axes $(x_1, 0)$ with $x_1 \geq 0$ and $(0, x_2)$ with $x_2 \geq 0$ – which is a subset of measure zero in the entire state space.

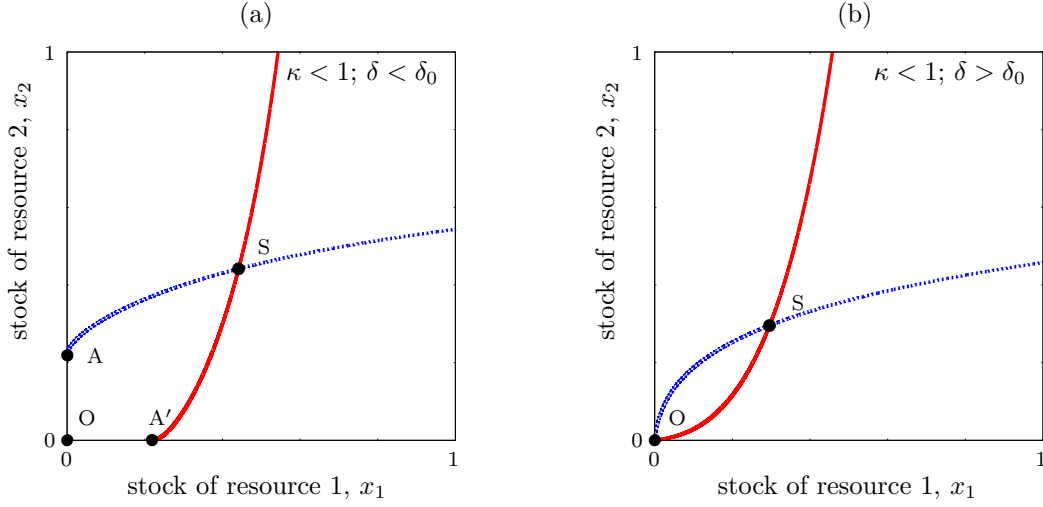


Figure 1: Phase diagrams for (a) low ($\delta < \delta_0$) and (b) high ($\delta > \delta_0$) social discount rates for the case when resources are substitutes, $\kappa < 1$.

Figure 1.⁶ Proposition 2 states that if $\kappa < 1$, (x^S, x^S) is the only optimal steady state, as the asymmetric ones are unstable. That means that $x_j = x^A$, $x_{-j} = 0$ is achieved only if $x_{-j}(0) = 0$.

We will refer to the case where $\delta < \delta_0$ (see 14) as the case of a *low discount rate* and to $\delta > \delta_0$ as the case of a *high discount rate*.⁷ Figure 1(a) shows the case of a low discount rate, where there are two asymmetric steady states $(x^A, 0)$ and $(0, x^A)$ with $x^A > 0$ (cf. Proposition 2). For the case of a high discount rate, shown in Figure 1(b), (x^S, x^S) is the only non-trivial steady state. In short, if $\kappa < 1$, the optimal steady state stocks of both resources are strictly positive; corner solutions are only optimal if and only if one of the two resource stocks is initially equal to zero.

⁶ For our numerical analyses that we use to construct all figures, we choose $r = 0.04$, $\omega = 0.1$ and $q = 0.1$. We set the weight of resources in utility at $\gamma = 0.0667 = 0.667\omega$, which means that two thirds of the available effort is spent harvesting resources. In Figure 1, we further use $\delta = 0.05$, $\kappa = 0.625$ in panel (a), and $\delta = 0.17$, $\kappa = 0.625$ in panel (b).

⁷Subscript 0 in δ_0 refers to the result that $x^A = 0$ for all $\delta > \delta_0$ (cf. Proposition 2).

4.2 Optimal dynamics when resources are complements

Let us now check whether the interior steady state is still globally stable if the two resource goods are relative complements in consumption, $\kappa > 1$ (taking into account Condition 1). Trivially, $(0, 0)$ is a steady state, and from Lemma 1 we know that there always is an interior symmetric steady state $((x_1^S, x_2^S) = (x^S, x^S))$. However, it is easy to see that in case resources are complements, there are two additional asymmetric steady states: $(0, 1)$ and $(1, 0)$. With $\kappa > 1$ we have $x_j \xrightarrow{t \rightarrow \infty} 1$ if $x_{-j}(0) = 0$: if one resource has been depleted, harvesting the other one does not yield any utility, and hence the latter stock grows to its carrying capacity (recall we set $K = 1$). Below we also prove that we may also have $x_j \xrightarrow{t \rightarrow \infty} 1$ if $x_{-j}(0)$ is positive but close to zero, but only if the discount rate is sufficiently high or the degree of complementarity sufficiently large. If this is the case, $(1, 0)$ and $(0, 1)$ are locally stable and hence the economy does not necessarily end up in (x^S, x^S) .

Before we can state this formally in Proposition 3, we first state two Lemmas:

Lemma 2. *When resources are complements ($\kappa > 1$), the symmetric interior steady state is locally stable if $\kappa < \hat{\kappa}(\delta)$ and locally unstable if $\kappa > \hat{\kappa}(\delta)$, where $\hat{\kappa}(\delta) > 1$ is defined by*

$$\hat{\kappa}(\delta) \equiv -\frac{\pi'(x^S)}{\pi(x^S)} \frac{f(x^S)}{f'(x^S)} \quad (16)$$

with $\pi(x^S) = \frac{\omega}{q x^S} \frac{\delta + r x^S}{\delta - r + 2r x^S}$ and x^S is given by (13).

Proof: see Appendix A.5. ■

We will refer to the case $1 < \kappa < \hat{\kappa}(\delta)$ as the resources being *mild complements* and to the case $\kappa > \hat{\kappa}(\delta)$ as the resources being *strong complements*.⁸

⁸ Note that because $\hat{\kappa}$ is a function of δ (because x^S is a function of δ), the definitions of mild and strong complementarity depend on the level of the discount rate. A specific degree of complementarity, κ , may be considered ‘mild’ for some values of δ , and ‘strong’ for others – depending on whether κ is smaller than $\hat{\kappa}(\delta)$, or not. We will come back to this at the end of this subsection.

Lemma 2 indicates that the degree of complementarity may crucially affect the stability of steady states, including the symmetric one. We next use this result to derive conditions under which other interior steady states exist and to characterize their respective stability properties.

Lemma 3. *When resources are complements ($\kappa > 1$),*

3a. for a low discount rate ($\delta < \delta_0$) and strong complementarity ($\kappa > \hat{\kappa}(\delta)$) there are two locally stable asymmetric interior steady states (x_1^A, x_2^A) and $(x_1^{A'}, x_2^{A'}) = (x_2^A, x_1^A)$ with $x_1^A > 0$, $x_2^A > 0$ and $x_1^A \neq x_2^A$.

3b. for a high discount rate ($\delta > \delta_0$) and mild complementarity ($\kappa < \hat{\kappa}(\delta)$) there are two unstable asymmetric interior steady states (x_1^A, x_2^A) and $(x_1^{A'}, x_2^{A'}) = (x_2^A, x_1^A)$ with $x_1^A > 0$, $x_2^A > 0$ and $x_1^A \neq x_2^A$.

Proof: see Appendix A.6. ■

Combined with Lemma 1, Lemma 3 indicates that there can be multiple interior steady states. This may come as a surprise, as the resource dynamics are given by logistic growth equations and thus perfectly convex. The objective function, however, depends on the stock sizes of the two resources, as the costs of harvesting resource j depend on x_j , and hence the economy may be characterized by multiple steady states (see also [24]).⁹

Note that δ_0 is lower the higher are γ and q , and the lower is ω (see 14). If several interior steady states exist (i.e., if $\kappa > \hat{\kappa}(\delta)$ and $\delta < \delta_0$ or if $1 < \kappa < \hat{\kappa}(\delta)$ and $\delta > \delta_0$), none of them can be globally stable. This gives rise to the following proposition:

Proposition 3. *3a. for mild complements ($1 < \kappa < \hat{\kappa}(\delta)$) and a low discount rate ($\delta < \delta_0$), there are three steady states, (x^S, x^S) , $(1, 0)$ and $(0, 1)$, of which (x^S, x^S) is locally stable;*

⁹For a more general discussion of how multiple equilibria and tipping points can materialize in concave optimization problems with one state variable, see [25].

3b. for strong complements ($\kappa > \hat{\kappa}(\delta)$) and a low discount rate ($\delta < \delta_0$), there are five steady states, (x^S, x^S) , $(1, 0)$, $(0, 1)$, (x_1^A, x_2^A) and (x_2^A, x_1^A) , of which (x_1^A, x_2^A) and (x_2^A, x_1^A) are locally stable;

3c. for mild complements ($1 < \kappa < \hat{\kappa}(\delta)$) and a high discount rate ($\delta > \delta_0$), there are five steady states, (x^S, x^S) , $(1, 0)$, $(0, 1)$, (x_1^A, x_2^A) and (x_2^A, x_1^A) , of which (x^S, x^S) , $(1, 0)$ and $(0, 1)$ are locally stable;

3d. for strong complements ($\kappa > \hat{\kappa}(\delta)$) and a high discount rate ($\delta > \delta_0$), there are three steady states, (x^S, x^S) , $(1, 0)$, $(0, 1)$, of which $(1, 0)$ and $(0, 1)$ are locally stable.

Proof: a) and d) follow from Lemma 2; b) and c) follow from Lemma 3. ■

Proposition 3 states that, unlike in the case of resources being substitutes, the symmetric steady state is locally stable if and only if both the discount rate and the degree of complementarity are sufficiently low. This is because the present value of the benefits of building up the relatively small stock are larger the lower is the discount rate, while the costs of doing so are larger the stronger the complementarity between the two resources. Building up a stock requires reducing per-period extraction, and using little of the relatively scarce resource implies that utility during the transition phase is quite low – as the reduced use of the relatively scarce resource can hardly be compensated by a more intensive use of the relatively abundant one. Therefore, the higher the degree of complementarity, the less likely it is that society is willing to invest in building up stocks, and the more so the more impatient it is.

Let us now look at Proposition 3 in more detail; see Figure 2.¹⁰ If the two resources are complements ($\kappa > 1$) and the discount rate is sufficiently small ($\delta < \delta_0$), Proposition 3 states that there are three steady states in the system's interior (case 3b) – unless complementarity is fairly weak ($1 < \kappa < \hat{\kappa}(\delta)$; see case 3a). Proposition 3a is illustrated

¹⁰ In addition to the parameter values given in footnote 6, we use $\delta = 0.09$, $\kappa = 1.667$ in panel (a) of Figure 2, $\delta = 0.09$, $\kappa = 5.0$ in panel (b), $\delta = 0.17$, $\kappa = 1.667$ in panel (c), and $\delta = 0.17$, $\kappa = 2.5$ in panel (d).

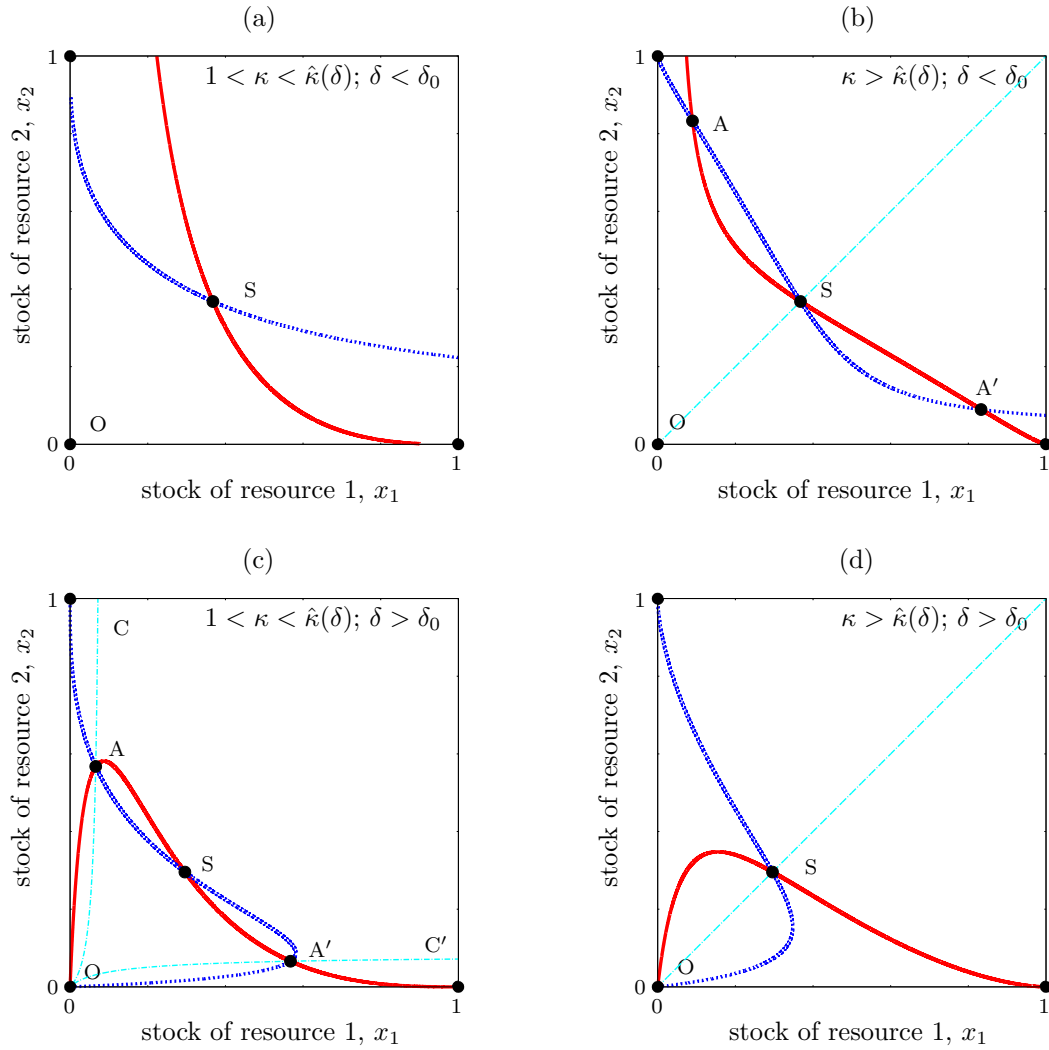


Figure 2: Phase diagrams for different degrees of complementarity $\kappa > 1$ of the resources and different social discount rates δ .

in Figure 2 (a); whatever the initial steady state stocks, society is sufficiently patient to be willing to invest in building up the relatively small stock – because the degree of complementarity is not very strong so that during the transition phase the decrease in welfare can be kept limited by using more of the relatively abundant stock. Hence, the symmetric steady state, S, is the only optimal steady state of the system. In case 3b, illustrated in Figure 2 (b), society is patient enough to ensure the existence of an interior stable steady state, but this is not the symmetric steady state (S), which is

unstable, but rather two locally stable asymmetric steady states exist, A and A'. The high degree of complementarity between the two resources limits the attractiveness to build up both resource stocks, and this leads to a path dependency of the economy. For any initial relative stock size $((x_1(0), x_2(0)), x_1(0) \neq x_2(0))$, the steady state stock of the initially scarce resource is relatively small, while the steady state stock of the initially abundant resource is relatively large. So if $x_1(0) < (>)x_2(0)$, the system ends up in the asymmetric steady state A (A'); only if $x_1(0) = x_2(0)$, the system ends up in S – as indicated by the dashed saddle path.

If the two resources are complements ($\kappa > 1$) and the discount rate is sufficiently large ($\delta > \delta_0$), Proposition 3 states that there are three steady states in the system's interior (case 3c) – unless complementarity is too strong ($\kappa > \hat{\kappa}(\delta)$; see case 3d). Figure 2 (c) illustrates case 3c with $\delta > \delta_0$ and $1 < \kappa < \hat{\kappa}(\delta)$. The two asymmetric steady states A and A' are saddle-point stable. The dashed lines C and C' depict the saddle point trajectories that would lead to these steady states. Thus, if $\delta > \delta_0$ and $1 < \kappa < \hat{\kappa}(\delta)$, the initial stocks determine which steady state is optimal – (x^S, x^S) , $(1,0)$, or $(0,1)$. For all initial states in between C and C' the optimal paths lead to the symmetric steady state S. For initial states to the west (south) of the saddle path C (C'), it is optimal to continue harvesting both resources at reasonably high rates until the initially scarcest resource is depleted in the limit $t \rightarrow \infty$, while the initially most plentiful stock grows logistically until it reaches, in the limit, its carrying capacity $K = 1$. In the limit, the level of well-being would be minus infinity (cf. the utility function (1)), but with a sufficiently impatient society (condition $\delta > \delta_0$ holds) the discount factor would tend to zero faster than the current level of well-being would decrease.

Finally, the two (saddle point stable) interior asymmetric steady states (x_1^A, x_2^A) and (x_2^A, x_1^A) vanish if $\delta > \delta_0$ and $\kappa > \hat{\kappa}(\delta)$, and moreover (x^S, x^S) loses its (local) stability; see Proposition 3d and Figure 2 (d). Here, the complementarity of resources and the rate of discount are so high that the collapse of the resource-dependent economy is

	low discount rate	high discount rate
	$\delta < \delta_0$	$\delta > \delta_0$
substitutes $\kappa < 1$	(x^S, x^S)	(x^S, x^S)
mild complements $1 < \kappa < \hat{\kappa}(\delta)$	regime I (x^S, x^S)	regime II $(x^S, x^S), (1, 0), (0, 1)$
strong complements $\kappa > \hat{\kappa}(\delta)$	regime III $(x_1^A, x_2^A), (x_2^A, x_1^A)$	regime IV $(0, 1), (1, 0)$

Table 1: Summary of locally stable steady states.

optimal for almost any set of initial conditions. The only exception is the case where the economy initially is on the saddle path to the symmetric steady state, i.e. where $x_1(0) = x_2(0)$ holds exactly. So, if society starts harvesting in the Garden of Eden (where both $x_1(0)$ and $x_2(0)$ are equal to 1 – their maximum levels), the symmetric steady state may eventually be reached – but only if neither of the two resources are hit by even the tiniest shock.

We summarize all results in Table 1. If resources are substitutes ($\kappa < 1$) and if resource j is relatively abundant ($x_j(0)/x_{-j}(0)$ is relatively large), the costs of building up resource $-j$ are relatively small because the reduced use of resource $-j$ can at least partly be compensated by a more intensive use of resource j . Indeed, we find that the welfare costs associated with system restoration in the transition phase are always smaller than the net present value of the benefits of eventually having $x_1 = x_2 = x^S$ – that is, for the relevant case where $\max\{2r\omega - \gamma q, r\gamma q - \delta(\gamma q - 2r\omega)\} > 0$; see Lemma 1.¹¹ If the resources are complements ($\kappa > 1$), it may still be optimal to build up the relatively scarce resource stock towards its symmetric steady state level x^S , but

¹¹Note that this holds a fortiori if $\min\{r\omega - \gamma q, \delta_{MSY} - \delta\} > 0$ also holds, because then the symmetric steady state is interior as well as locally stable for all values of κ anyway – see Proposition 1.

not if the degree of complementarity is too high (that is, if $\kappa > \hat{\kappa}(\delta)$). For high levels of complementarity the economy tends towards asymmetric steady states, which are located in the interior if and only if the benefits of partially building up the relatively scarce resource are sufficiently high – that is, if the discount rate is sufficiently low.

Before we turn to the analyzing the economy’s resilience in more detail, it is important to note that the conditions on δ and κ (cf. 14 and 16) are not independent – as already suggested in footnote 8. The following lemma characterizes this relationship in more detail.

Lemma 4. *$\hat{\kappa}(\delta)$ is monotonically decreasing from $\hat{\kappa}(\delta_{MSY}) = +\infty$ to $\lim_{\delta \rightarrow \infty} \hat{\kappa}(\delta) = \gamma q / (2(\gamma q - r\omega)) \equiv \underline{\kappa} > 1$.*

Proof: see Appendix A.5. ■

The properties of $\hat{\kappa}(\delta)$ are illustrated in Figure 3.¹² Lemma 4 states that $\hat{\kappa}$ is decreasing in δ : for any given $\kappa > 1$, the higher the discount rate, the more likely it is that two resources are being labeled ‘strong complements’, and hence the less likely it is that society is willing to invest in building up the initially relatively scarce one.

Lemma 4 thus implies an alternative definition for ‘mild’ and ‘strong’ complementarity. Using $\hat{\delta}$ to denote the level of the discount rate that implicitly solves $\hat{\kappa}(\delta) = \kappa$, resources with a degree of complementarity equal to κ are defined to be mild (strong) complements if $\delta < \hat{\delta}(\kappa)$ ($\delta > \hat{\delta}(\kappa)$). Hence, in reference to Table 1, we can identify four regimes for $\kappa > 1$ where Regime I is the case of low discount rates ($\delta < \delta_0$) combined with mild complementarity ($\kappa < \hat{\kappa}(\delta)$), Regime IV is the case of high discount rates and strong complementarity ($\delta > \delta_0$ and $\kappa > \hat{\kappa}(\delta)$), etc. So, for (x^S, x^S) to be stable for a pair of resources with degree of complementarity equal to κ (that is, for Regimes I or II to apply), the discount rate should be smaller than $\hat{\delta}(\kappa)$ (so that the resources are

¹² In addition to the parameter values given in footnote 6, we use $\kappa_A = 5.0$ and $\kappa_B = 1.667$ in Figure 3 as well as in Figure 4 below.

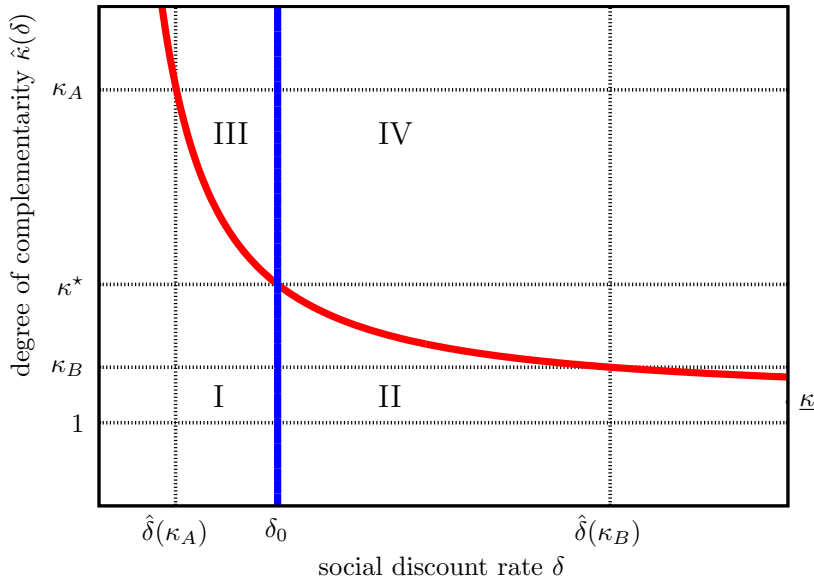


Figure 3: Threshold degree of complementarity as a function of the social discount rate (for $\delta > \delta_{\text{MSY}}$).

mild complements; $\kappa < \hat{\kappa}(\delta)$). Furthermore, the corner steady states $(1, 0)$ and $(0, 1)$ are stable for $\delta > \delta_0$ (Regimes II and IV) and unstable for $\delta < \delta_0$ (Regimes I and III). Hence, Regime I applies if $\delta < \min\{\delta_0, \hat{\delta}(\kappa)\}$. Regarding the issue of which of the two conditions ($\delta < \delta_0$, or $\delta < \hat{\delta}$) is more stringent, let us denote with κ^* the value of κ for which the conditions (14) and (16) coincide.¹³ This is represented in Figure 3 as follows. For a specific level $\kappa = \kappa_A > \kappa^*$, $\hat{\delta}(\kappa_A) < \delta_0$, while for $\kappa = \kappa_B < \kappa^*$, $\hat{\delta}(\kappa_B) > \delta_0$. That is, defining $\kappa^* = \hat{\kappa}(\delta_0)$, we have $\hat{\delta} > \delta_0$ ($\hat{\delta} < \delta_0$) for all $\kappa < \kappa^*$ ($\kappa > \kappa^*$).

4.3 Bifurcation diagrams

Having established the dynamics of the resource stocks for various levels of δ and $\kappa > 1$, let us now turn to the question how these two key parameters affect the economy's resilience. Suppose that the economy is in steady state and that it is hit by an exogenous

¹³ Note that this value κ^* exists and is unique, as $\delta_0 > \delta_{\text{MSY}}$ (recall that $\gamma q > r\omega$; see Condition 1).

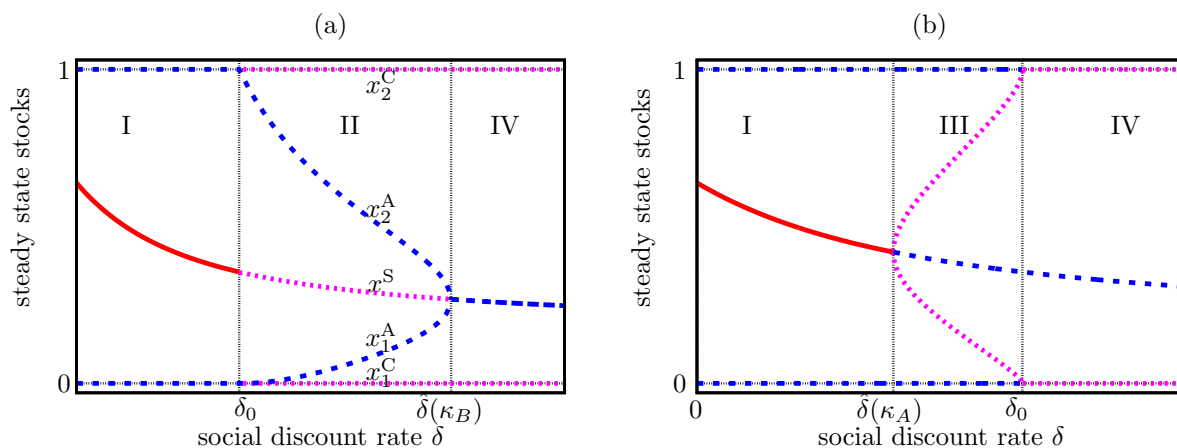


Figure 4: Bifurcation diagrams: steady state stock sizes as function of discount rate for (a) mild and (b) strong complements. Red solid lines depict an (almost) globally stable equilibrium, magenta dotted lines locally stable equilibria and blue dashed lines (almost) unstable equilibria. Roman numbers I–IV refer to the regimes identified in Table 1.

shock, does the economy return to its original steady state? In Figure 4 we depict the steady states of the economy as a function of δ (with $\kappa > 1$). In Figure 4(a) κ is sufficiently close to 1 that we have $\delta_0 < \hat{\delta}(\kappa)$ (that is, $\kappa < \kappa^*$), while Figure 4(b) is drawn for a larger κ such that $\hat{\delta}(\kappa) < \delta_0$ (i.e., $\kappa > \kappa^*$). The bifurcation diagrams summarize the resilience properties of the various cases as identified in Proposition 3, and Roman numbers I–IV indicate the regime the economy is in, where the regimes are defined in Table 1; see also Figure 3.

Figure 4(a) shows how the stability properties depend on the discount rate for $\kappa < \kappa^*$ so that $\delta_0 < \hat{\delta}$. At low levels of δ ($\delta < \min\{\delta_0, \hat{\delta}\}$), the economy is in Regime I, so there is just one optimal steady state. This steady state is globally stable, and hence the economy will return to it as long as the exogenous shock perturbing the system does not directly exhaust any of the two resources. For larger δ such that $\delta_0 < \delta < \hat{\delta}$, consumers are more impatient or society’s institutions are of limited permanence ($\delta > \delta_0$), but given the actual degree of complementarity (κ), the discount rate is still sufficiently

small ($\delta < \hat{\delta}$) that the resources can still be labeled mild complements ($1 < \kappa < \hat{\kappa}(\delta)$). That means that the economy is in Regime II, and the relevant phase diagram is now Figure 2(c). Hence, there are three interior steady states, two of which are unstable (A and A', depicted as the upper and lower branches in Figure 4(a)), and one locally stable one (S, in the middle between A and A'). If a shock moves the system outside the region bounded by the unstable equilibria A and A', it is optimal for society to ultimately deplete one of the resources because the (instantaneous) costs of regenerating the scarcest resource are smaller than the benefits. Finally, for even higher levels of δ such that $\delta > \hat{\delta}$, the discount rate is sufficiently high that the resources can now be labeled strong complements (see Regime IV) and hence the economy loses its resilience altogether – the basin of attraction for S has shrunk to zero, as it has become an unstable steady state itself. The relevant phase diagram is now Figure 2 (d): the two saddle-point stable branches disappear, and any shock, however small, will result in the ultimate depletion of one of the resources.

Figure 4(b) is drawn for $\kappa > \kappa^*$ so that $\hat{\delta} < \delta_0$. For discount rates close to 0 (so that $\delta < \min\{\hat{\delta}, \delta_0\}$), the symmetric steady state is globally optimal, and the economy is in Regime I. For levels of δ such that $\hat{\delta} < \delta < \delta_0$, the discount rate itself is still ‘low’, but it is sufficiently high that the resources can now be labeled ‘strong complements’. That means that the economy is in Regime II, and the relevant phase diagram is Figure 2(b): the two asymmetric interior steady states are locally stable. And if the discount rate is even higher (that is, $\delta > \delta_0 > \hat{\delta}$), the economy is in Regime IV, and only the corner steady states are stable.

5 Optimal resilience management of the resource-dependent economy

In section 4 we have studied the (multiple) steady states and path dependence of the optimally managed resource-dependent economy, answering the question whether, for given δ , κ and all other parameters of the economy, society is willing to invest in building up the initially relatively scarce resource, yes or no, for specific levels (and ratios) of $x_1(0)$ and $x_2(0)$. Clearly, this is relevant in itself, but it also provides the necessary input for the analysis of the optimal management of the resource-dependent economy (see also [16] for a similar analysis). If a shock to the economy results in a specific ratio of $x_1/x_2 \neq 1$, is it optimal for society to bring the economy back to the state where $x_1 = x_2 = x^S$, or not?

In this section we build on the previous two sections' results to analyze the consequences a one-time random shock $\Delta = (\Delta_1, \Delta_2)$ hitting the resource stocks at time T , such that the stock variables shift from the current state $(x_1(T), x_2(T))$ to another, disturbed state $(x_1(T + dt), x_2(T + dt)) = (x_1(T) - \Delta_1, x_2(T) - \Delta_2)$ an infinitesimal time increment dt later. The random shock Δ is distributed over some bounded support Ω . After such a disturbance, the social planner re-optimizes its harvesting and production plans to maximize (6) given the post-shock stock sizes (and taking into account equations (1)–(5)). We will focus on parameter values where $\kappa > 1$ and the economy is in Regime II, as this is the most interesting case with one stable steady state with positive stock sizes (the symmetric steady state (x^S, x^S)) and two stable steady states where one stock is depleted (the corners $(0, 1)$ and $(1, 0)$); see Figure 2(c).

The social planner's optimization problem at time $t = 0$ before the resource stocks are hit by the random shock at time T is

$$\max_{y(t), h_1(t), h_2(t)} \int_0^T u(y(t), h_1(t), h_2(t)) e^{-\delta t} dt + e^{-\delta T} E \{V(x_1(T) - \Delta_1, x_2(T) - \Delta_2)\} \quad (17)$$

subject to (2)–(5) and using $(x_1(0), x_2(0)) = (x^S, x^S)$ as initial stocks. We use E to denote the expectation operator over the random disturbance at time T . Furthermore, the value function $V(x_1, x_2)$ is defined as

$$V(x_1, x_2) = \max_{y(t), h_1(t), h_2(t)} \int_0^{\infty} u(y(t), h_1(t), h_2(t)) e^{-\delta t} dt \quad (18)$$

subject to (2)–(5) with initial state (x_1, x_2)

The first-order conditions that determine the optimal development of the economy before the shock are identical to those given in Appendix A.1, except for the transversality conditions at T . These transversality conditions require that the shadow price μ_j of resource stock $j = 1, 2$ must equal the expected marginal value of the stock after T , i.e. $\mu_j(T) = E\{V_{x_j}(x_1(T) - \Delta_1, x_2(T) - \Delta_2)\}$.

We numerically study the optimal development of the economy before the shock assuming $\delta = 0.17$, and for two different degrees of complementarity, $\kappa = 1.5$ and $\kappa = 1.8$. Given the other parameter values as specified in footnote 6, we have $1 < \kappa < \hat{\kappa}(\delta)$ and $\delta > \delta_0$ for both values of κ , and hence the economy is in Regime II as identified in Table 1. The corresponding phase diagrams are drawn in Figure 5(a) and (b). For initial states to the west (south) of the saddle path C (C'), it is optimal to continue harvesting both resources at reasonably high rates until the initially scarcest resource is depleted in the limit $t \rightarrow \infty$, while the initially most plentiful stock grows until it reaches, in the limit, its carrying capacity $K = 1$. The range of post-shock values of x_1 and x_2 for which (0,1) or (1,0) are optimal, is clearly larger for $\kappa = 1.8$ than for $\kappa = 1.5$. So how does this difference in resilience affect the society's optimal management plans?

We proceed as follows. First, we numerically compute the value function $V(x_1, x_2)$ using the collocation method for solving the Bellman equation corresponding to the planner's optimization problem [26].¹⁴ The resulting value functions are shown in Fig-

¹⁴ Programming codes are available from the authors. We use Matlab (version 7.11.0) with the CompEcon toolbox provided by [26]. For the collocation method, we use two-variate Chebychev polynomials

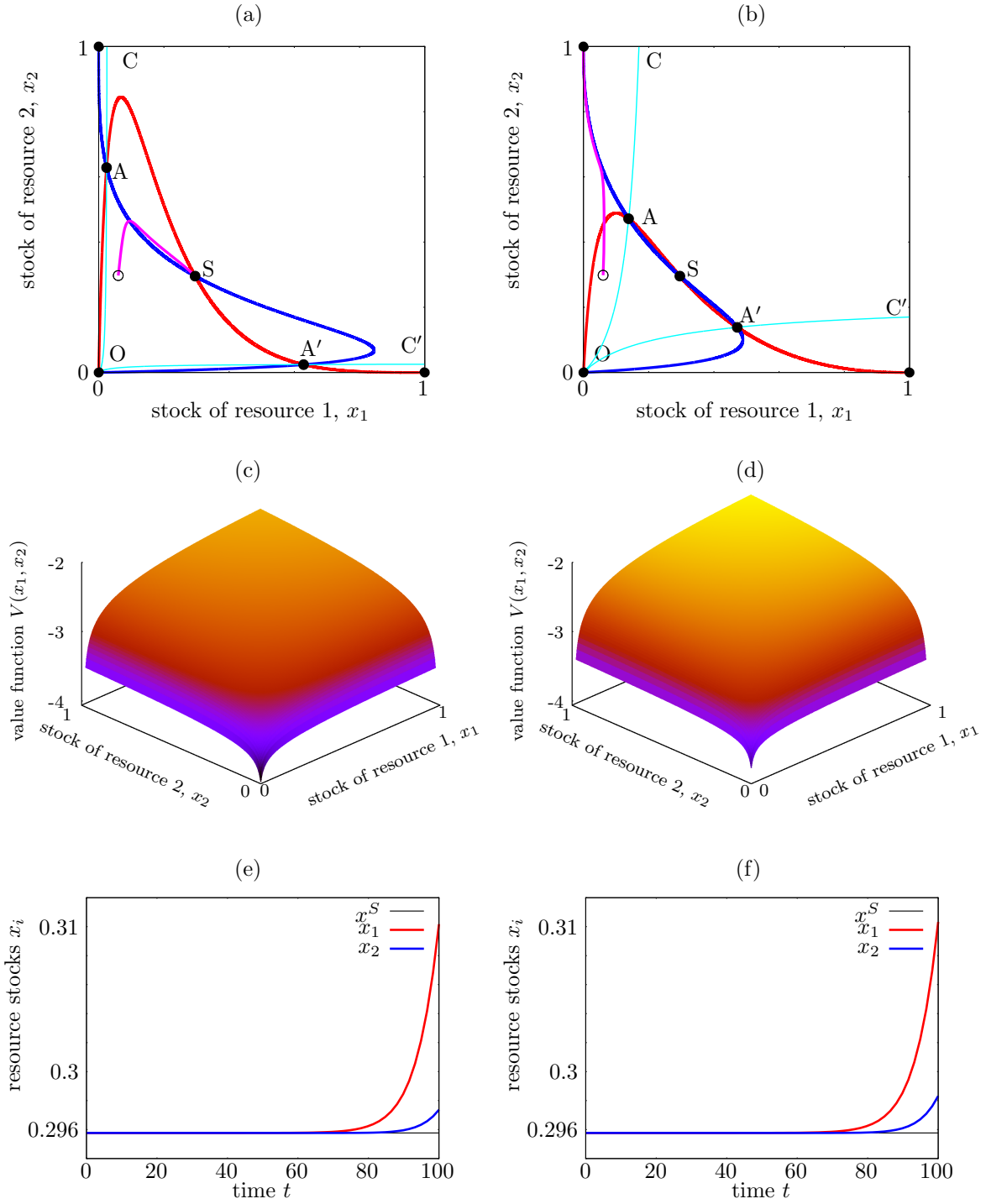


Figure 5: Phase diagrams (top), value functions (middle), and optimal paths of resource stocks before a shock at time $T = 100$ (bottom) for a degree of complementarity of $\kappa = 1.5$ (left) and $\kappa = 1.8$ (right).

ure 5(c) and (d). They are smooth over the whole domain. We further assume that the economy initially is in the symmetric steady state (x^S, x^S) . At time $T = 100$, the stock of resource 1 is reduced by $\Delta_1 = 0.25$ with probability $p = 0.5$, while there is no shock to the stock of resource 2 ($\Delta_2 = 0$ with probability $p = 1$). Next, we derive the optimal time path before the shock by numerically solving the open-loop optimization problem (17), using the previously computed value function $V(x_1, x_2)$ to determine the appropriate transversality conditions.¹⁵ The resulting time paths for the two resource stocks are shown in Figure 5(e) and (f).

Consistent with intuition, the optimal stock size of resource 1 increases over time to insure against the potential shock at $T = 100$. To increase the stock of resource 1, harvest has to be reduced. As a consequence, harvest of the complementary resource 2 decreases as well, and the stock of resource 2 also increases. Still, two additional results are surprising. First, the anticipated effect of the shock starts affecting the optimal management plan only a relatively short period before the negative shock hits (with a 50% probability) at time $T = 100$; for $t \lesssim 75$, the optimal steady state is still the symmetric steady state (x^S, x^S) . Second, the optimal trajectories of x_1 are very similar for the two values of κ . The considerably lower resilience of the economy for $\kappa = 1.8$ has hardly any influence on optimal management before a shock hits the economy.

These results are surprising, especially because Polasky et al. [16] conclude that the impact on optimal management of the probability of a regime shift can be quite substantial. However, our paper differs from theirs in that we focus on the role of consumer preferences regarding two resources, whereas Polasky et al. analyze the case where a negative disturbance affects the parameters of the growth function of a specific resource. In their analysis, the system switching to a bad state reduces the profits of

of degree 70 in the domain $[0.01, 0.99] \times [0.01, 0.99]$. Approximation residuals are below 10^{-7} over the whole domain.

¹⁵We use Matlab's built in solver for boundary value problems, `bvp5c`.

resource harvesting substantially, and hence it pays to invest to prevent the system flip taking place. In our case, however, the benefits of preventing collapse are increasing in the extent to which society is dependent on resource conservation, but so are the costs of preventing collapse. If the degree of complementarity is large (small), the benefits of preventing the resources to jump into the basin of attraction of the bad equilibria are large (small), but the costs of doing so (in terms of reduced instantaneous welfare) are large (small) too.

For illustration, we also compute the optimal path of the economy for an initial state $(x_1(T) - \Delta_1, x_2(T))$, using the closed-loop solution to the optimization problem given by the value function. The resulting trajectories are also shown in Figure 5(a) and (b). For the lower degree of complementarity, $\kappa = 1.5$, the symmetric steady state is ultimately approached again after the shock. For the higher degree of complementarity, $\kappa = 1.8$, by contrast, the optimal steady state after the shock is the corner steady state $(0, 1)$.

6 Conclusion

In this paper we analyzed how consumer preferences affect the resilience of optimally managed, natural-resource-dependent economies. We focused on two characteristics of preferences, the degree of complementarity of resources in the satisfaction of human needs, and the social discount rate. We derived conditions on the degree of complementarity and on the discount rate for which the optimal dynamics of resource use features multiple optimal steady states and path dependence. We did so assuming symmetric resources – there are two different stocks, but they share the same biological characteristics. In this setting, we established that if parameters are such that the symmetric steady state stocks are larger than the maximum sustainable yield ones, this symmetric steady state is always stable, independent of whether the two resources are substitutes in consumption, or complements. If the symmetric steady state stocks are positive but

smaller than the maximum sustainable yield levels (the more relevant case), the degree of complementarity crucially affects the stability of the symmetric steady state.

The results are surprising. While one may expect that society is more willing to invest in regenerating relatively scarce resources if they are complements in consumption than if they are substitutes, we find the exact opposite. If resources are substitutes in consumption, the optimally managed economy always ends up in the symmetric steady state – independent of the initial stocks. If resources are complements in consumption, however, the economy is characterized by limited resilience; alternative steady states exist that are locally stable, and the symmetric steady state may even become unstable – if the discount rate is sufficiently high. The intuition behind these results is the following. Regeneration of the relatively small stock requires reducing the rate at which it is being harvested. Such a reduction reduces instantaneous welfare, but more so if the two resources are complements in consumption than if they are substitutes – the higher the degree of complementarity, the less feasible it is to compensate the reduced use of one resource by increased use of the other. Hence, the benefits of moving the system to its symmetric steady state are larger the higher the degree of complementarity, but so are its costs. And if society is sufficiently impatient, it may even be optimal to always deplete the initially least abundant resource.

So, we find that society’s willingness to invest in regenerating stocks is smaller the stronger the complementarity between the two resources, and hence one would expect that anticipating this, society would be willing to apply more stringent ‘safe minimum standards’ in the face of a random shock if it considers resources to be complements rather than substitutes. Surprisingly, and in contrast to [16], we find very little evidence for this; in anticipation of negative shocks society is willing to invest in larger stocks to better buffer the economy against them, but numerical analyses suggest that this willingness is not very sensitive to the degree of complementarity. Again, the benefits of investing in greater stocks are larger the more dependent society is on these resources,

but the costs of building up stocks are larger too. The higher the degree of complementarity, the smaller the basin of attraction of the symmetric steady state, but the propensity to invest in larger buffers is not much greater.

Modern societies are admittedly more complex than the one in our model, if only because they exploit more than two resources. These resources may be pairwise complements, or substitutes. The higher the level of aggregation of the analysis (e.g., at the ecosystem level or even at the level of the Earth's climate system), the higher the degree of complementarity tends to be. This paper shows that the fact that society is more dependent on the conservation of the higher-level resources such as clean drinking water, fertile soil, or the Earth's climate system, does not necessarily guarantee their sustainable use.

Appendix

A.1 Conditions for optimal resource use

Rewriting (3) as $e_j = h_j / (q_j x_j)$, the current-value Hamiltonian is as follows:

$$H = \frac{\gamma}{1 - \kappa} \ln \left[\sum_{j=1,2} h_j^{1-\kappa} \right] + \omega \left(1 - \sum_{j=1,2} \frac{h_j}{q_j x_j} \right) + \sum_{j=1,2} \mu_j [f_j(x_j) - h_j] \quad (19)$$

where μ_j is the shadow price of the resource stock j ; $j = 1, 2$. The first-order conditions of the social planner's optimization problem are

$$\gamma h_j^{-\kappa} \left[\sum_{i=1,2} h_i^{1-\kappa} \right]^{-1} = \frac{\omega}{q_j x_j} + \mu_j \equiv \pi_j \quad j = 1, 2 \quad (20)$$

$$\frac{\omega h_j}{q_j x_j^2} = [\delta - f'_j(x_j)] \mu_j - \dot{\mu}_j \quad j = 1, 2 \quad (21)$$

together with the transversality conditions $e^{-\delta t} \mu_j x_j \xrightarrow{t \rightarrow \infty} 0$ and for given initial sizes of the resource stocks $x_j(0) = x_{j0}$ for $j = 1, 2$. For the following analysis, it is more convenient to use the shadow price of resource consumption, π_j (as defined in Equation 20) than the shadow price of the resource stock, μ_j .

From Equation (20) we obtain harvest as a function of the shadow prices,

$$h_j = \gamma \frac{\pi_j^{-\frac{1}{\kappa}}}{\sum_{i=1,2} \pi_i^{1-\frac{1}{\kappa}}}. \quad (22)$$

Equation (22) shows that a positive consumption of the numeraire commodity is guaranteed because $\sum_{j=1,2} \frac{\omega}{q_j x_j} h_j \leq \sum_{j=1,2} \pi_j h_j = \gamma < \omega$, where the last inequality holds by assumption.

A.2 Proof of Lemma 1

In a symmetric steady state $x_1^S = x_2^S = x^S$, which implies that $\pi_1^S = \pi_2^S = \pi^S$; see (10). From (9) we infer that x^S is implicitly determined by $2\pi^S f(x^S) = \gamma$. Using (10) and (5), this condition can be rewritten as

$$\left(2r x^S + \delta - r + \frac{\gamma q}{\omega}\right)^2 = (\delta + r)^2 + \left(\frac{\gamma q}{\omega}\right)^2.$$

Solving for x^S yields the unique positive solution given in Equation (13) provided

$$\begin{aligned} r - \delta - \frac{\gamma q}{\omega} + \sqrt{(\delta + r)^2 + \left(\frac{\gamma q}{\omega}\right)^2} &> 0 \\ \Leftrightarrow \delta (\gamma q - 2r\omega) &< \gamma q r. \end{aligned}$$

A.3 Proof of Proposition 1

(i) We will use in the following that $\pi'(x^S) < 0$. To prove this, note first that any real-valued solution to (9) requires that π_j , $j = 1, 2$ is positive, which means that $\delta > f'(x_j)$ for both resource stocks in steady state. Differentiating (10) with respect to x_j and using (5) yields

$$\pi'_j(x_j) = -\frac{\omega}{q} \frac{2(r x_j)^2 + \delta(\delta - r + 4r x_j)}{x_j^2 (\delta - r + 2r x_j)^2} < 0$$

as $x_j > (r - \delta)/(2r)$. In a similar way, it is easily verified that $\pi''_j(x_j) > 0$.

(ii) We now analyze the local stability of the symmetric steady state by considering the Jacobian matrix of the dynamic system (7) and (8). Using $2\pi^S f(x^S) = \gamma$, in symmetric steady state the Jacobian is equal to

$$J^S = \begin{pmatrix} f'(x^S) & 0 & \frac{\kappa+1}{\kappa} \frac{f(x^S)}{2\pi(x^S)} & \frac{\kappa-1}{\kappa} \frac{f(x^S)}{2\pi(x^S)} \\ 0 & f'(x^S) & \frac{\kappa-1}{\kappa} \frac{f(x^S)}{2\pi(x^S)} & \frac{\kappa+1}{\kappa} \frac{f(x^S)}{2\pi(x^S)} \\ -(\delta - f'(x^S)) \pi'(x^S) & 0 & \delta - f'(x^S) & 0 \\ 0 & -(\delta - f'(x^S)) \pi'(x^S) & 0 & \delta - f'(x^S) \end{pmatrix} \quad (23)$$

where x^S is stock size and $\pi(x^S)$ is the shadow price of harvest in the symmetric steady state, both of which are independent of κ (see Lemma 1). The four eigenvalues of the Jacobian are

$$\lambda_{1,2} = \frac{1}{2} \left[\delta \pm \sqrt{(\delta - 2f'(x^S))^2 - 4 \frac{\pi'(x^S)}{\pi(x^S)} f(x^S) (\delta - f'(x^S))} \right] \quad (24)$$

$$\lambda_{3,4} = \frac{1}{2} \left[\delta \pm \sqrt{(\delta - 2f'(x^S))^2 - 4 \frac{\pi'(x^S)}{\kappa \pi(x^S)} f(x^S) (\delta - f'(x^S))} \right]. \quad (25)$$

All four eigenvalues are real valued, as $\pi(x^S) > 0$, $f(x^S) > 0$, $\pi'(x^S) < 0$, and $\delta > f'(x^S)$. It follows directly that $\lambda_1 > 0$ and $\lambda_3 > 0$. (x^S, x^S) is always stable (independent of κ) if both λ_2 and λ_4 are negative. The last eigenvalue λ_4 is negative if

$$\begin{aligned} \delta^2 &< (\delta - 2f'(x^S))^2 - 4 \frac{\pi'(x^S)}{\kappa \pi(x^S)} f(x^S) (\delta - f'(x^S)) \\ \Leftrightarrow \quad 0 &> f'(x^S) \left(\kappa + \frac{\pi'(x^S)}{\pi(x^S)} \frac{f(x^S)}{f'(x^S)} \right) \end{aligned} \quad (26)$$

and similarly the condition for $\lambda_2 < 0$ is

$$0 > f'(x^S) \left(1 + \frac{\pi'(x^S)}{\pi(x^S)} \frac{f(x^S)}{f'(x^S)} \right). \quad (27)$$

If $x^S > 1/2 \equiv x_{\text{MSY}}$, we have $f'(x^S) < 0$, so that conditions (26) and (27) are always met.

(iii) The stock sizes in the symmetric steady state are larger than the maximum

sustainable yield stocks $x_{\text{MSY}} = 1/2$ if and only if

$$\begin{aligned}
& r - \delta - \frac{\gamma q}{\omega} + \sqrt{(\delta + r)^2 + \left(\frac{\gamma q}{\omega}\right)^2} > r \\
\Leftrightarrow & (\delta + r)^2 + \left(\frac{\gamma q}{\omega}\right)^2 > \left(\delta + \frac{\gamma q}{\omega}\right)^2 \\
\Leftrightarrow & \delta \left(1 - \frac{\gamma q}{r \omega}\right) + \frac{r}{2} > 0
\end{aligned}$$

which holds if either $\gamma q < r \omega$ or $\delta < r^2 \omega / (2(\gamma q - r \omega)) \equiv \delta_{\text{MSY}}$.

A.4 Proof of Proposition 2

We shall first show that for $\kappa < 1$ we have $x'_j(x_i) > 0$ for all x_i . Total differentiation of (9) leads to

$$\pi'_j(x_j) \frac{dx_j}{dx_i} = \pi'_i(x_i) \left[\frac{\gamma}{\pi_i f(x_i)} - 1 \right]^{\frac{\kappa}{\kappa-1}} - \frac{\gamma \left[\frac{\gamma}{\pi_i f(x_i)} - 1 \right]^{\frac{1}{\kappa-1}}}{\frac{\kappa-1}{\kappa} f(x_i)} \left[\frac{\pi'_i(x_i)}{\pi_i} + \frac{f'(x_i)}{f(x_i)} \right] \quad (28)$$

The first term on the right hand side is negative because $\pi'_i(x_i) < 0$ (cf. Appendix A.3) and because $\gamma > \pi_i f(x_i)$; see (9). The last factor (in brackets) of the second term on the right hand side is negative, too:

$$\begin{aligned}
\frac{\pi'_i(x_i)}{\pi_i} + \frac{f'(x_i)}{f(x_i)} &= -\frac{2[r x_i]^2 + \delta[\delta - r + 4r x_i]}{[\delta + r x_i][\delta - r + 2r x_i]} + \frac{1 - 2x_i}{x_i[1 - x_i]} \\
&= -\frac{\delta[\delta + 2r x_i] + r^2[1 - 2x_i][1 - x_i]}{[1 - x_i][\delta + r x_i][\delta - r + 2r x_i]} < 0. \quad (29)
\end{aligned}$$

We use this to show that for $\kappa < 1$ any steady state must be symmetric. Let $(x_1, x_2) = (x^S, x^S)$ be a symmetric steady state. Since $x_j(x_i)$ is monotonically increasing, it may be inverted, such that a steady state is determined by $x_2(x^S) = x_1^{-1}(x^S)$. For symmetric resources, we have $x_2(x) = x_1(x)$ for all x . Assume without loss of generality that $x'_j(x^S) > 1$. Then, $x'_i(x^S) = 1/x'_j(x^S) < 1$. Thus, no asymmetric steady state is possible. Furthermore, only one symmetric steady state with $x^S > 0$ exists (Lemma 1).

For $\kappa < 1$, the problem is also well-defined if one of the resource stocks is zero from the very beginning. In this case, the first-order conditions for the optimal the

steady-state stock of the resource with positive stock reads

$$\frac{\omega h_j}{q x_j^2} = [\delta - f'_j(x_j)] \left[\frac{\gamma}{h_j} - \frac{\omega}{q x_j} \right] \quad (30)$$

$$\frac{\omega}{\gamma q} r^2 (1 - x^A)^2 = [\delta - r(1 - 2x^A)] \left[1 - \frac{\omega}{\gamma q} r(1 - x^A) \right]. \quad (31)$$

Solving for x^A leads to (15). It is straightforward to verify that this steady state is at a positive stock level if (14) holds.

A.5 Proofs of Lemmas 2 and 4

By Condition 1, we have $f'(x^S) > 0$. With this, the eigenvalue λ_4 of the Jacobian at the symmetric steady state (see Appendix A.3) is negative if $\kappa < \hat{\kappa}(\delta)$ and positive if $\kappa > \hat{\kappa}(\delta)$, as is easily verified using (26).

Next, we show that $\hat{\kappa}$ is monotonically decreasing with δ and that $\hat{\kappa}(\delta) > 1$. This shows that the eigenvalue λ_2 of the Jacobian at the symmetric steady state (see Appendix A.3) is always negative. Hence, the symmetric steady state is stable if $\kappa < \hat{\kappa}(\delta)$ and unstable if $\kappa > \hat{\kappa}(\delta)$.

As $f'(x^S) \xrightarrow{\delta \rightarrow \delta_{\text{MSY}}} 0$, we have $\hat{\kappa}(\delta) \xrightarrow{\delta \searrow \delta_{\text{MSY}}} +\infty$. By differentiating (16) with respect to δ for $\delta > \delta_{\text{MSY}}$ (Condition 1), we obtain

$$\hat{\kappa}'(\delta) = \hat{\kappa}(\delta) \left(\frac{\pi''(x^S)}{\pi'(x^S)} - \frac{\pi'(x^S)}{\pi(x^S)} + \frac{f(x^S)}{f'(x^S)} - \frac{f''(x^S)}{f'(x^S)} \right) \frac{dx^S}{d\delta}$$

which is negative, as $dx^S/d\delta < 0$ (cf. Lemma 1); $\pi(x^S) > 0$, $\pi'(x^S) < 0$, and $\pi''(x^S) > 0$ (cf. Appendix A.4); and as $f(x^S) > 0$, $f'(x^S) > 0$ (because $\delta > \delta_{\text{MSY}}$) and $f''(x^S) < 0$.

By Condition 1 and according to Lemma 1 the minimal x^S is

$$\lim_{\delta \rightarrow \infty} x^S = 1 - \frac{\gamma q}{2r\omega} > 0.$$

Under Condition 1, we thus obtain

$$\lim_{\delta \rightarrow \infty} \hat{\kappa}(\delta) = \frac{\frac{\gamma q}{2r\omega}}{\frac{\gamma q}{r\omega} - 1} = \frac{\gamma q}{2(\gamma q - r\omega)} = \frac{\gamma q}{\gamma q - (2r\omega - \gamma q)} > 1.$$

A.6 Proof of Lemma 3

We shall consider the $x_j(x_i)$ isoclines, as given by Equations (11) and (12). With $r_1 = r_2 = r$, $K_1 = K_2 = 1$, and $q_1 = q_2 = q$, these two equations become

$$x_j(\pi_j) = \frac{1}{4} \left[\sqrt{\frac{8\delta\omega}{rq\pi_j} + \left(\frac{\delta-r}{r} - \frac{\omega}{q\pi_j}\right)^2} - \frac{\delta-r}{r} + \frac{\omega}{q\pi_j} \right] \quad (32)$$

$$\pi_j(x_i) = \frac{\omega}{qx_i} \frac{\delta + rx_i}{\delta - r + 2rx_i} \left[\frac{\gamma q}{\omega r} \frac{\delta - r + 2rx_i}{(\delta + rx_i)(1 - x_i)} - 1 \right]^{\frac{\kappa}{\kappa-1}}. \quad (33)$$

First, from Equation (33) we have $\pi_j(x_i) \xrightarrow{x_i \rightarrow 1} +\infty$ and hence $x_j(x_i) \xrightarrow{x_i \rightarrow 1} 0$ from Equation (32).

We shall secondly show that for $\delta > \delta_0$ we have $x_j(x_i) \xrightarrow{x_i \searrow 0} 0$, while for $\delta < \delta_0$ a $\underline{x}_i > 0$ exists such that $x_j(x_i) \xrightarrow{x_i \searrow \underline{x}_i} +\infty$. Consider the expression in brackets in Equation (33). For the case $\delta < \delta_0$ it is zero when

$$x_i = \sqrt{\left(\frac{\delta+r}{2r}\right)^2 + \left(\frac{\gamma q}{r\omega}\right)^2} - \left(\frac{\delta-r}{2r} + \frac{\gamma q}{r\omega}\right) \equiv \underline{x}_i > 0.$$

Hence, $\pi_j(\underline{x}_i) = 0$ and $x_j(x_i) \xrightarrow{x_i \searrow \underline{x}_i} +\infty$ by Equation (32).

For $\delta > \delta_0$, the expression in brackets in Equation (33) is positive even for $x_i = 0$. Thus, $\pi_j(x_i) \xrightarrow{x_i \searrow 0} +\infty$ and $x_j(x_i) \xrightarrow{x_i \searrow 0} 0$ by Equation (32).

These two arguments together imply that for $\delta > \delta_0$, we have $x_2(x_1(x)) < x$ for x sufficiently close to 1, while for $\delta < \delta_0$, we have $x_2(x_1(x)) > x$ for x sufficiently close to 1.

Third, for $\kappa < \hat{\kappa}(\delta)$ the symmetric steady state is locally stable (Lemma 2) which implies that $x_2(x_1(x^S + \epsilon)) > x^S + \epsilon$ for some small $\epsilon > 0$ (put differently, we have $x'_j(x^S) < -1$). For $\kappa > \hat{\kappa}(\delta)$ the symmetric steady state is locally unstable (Lemma 2) which implies that $x_2(x_1(x^S + \epsilon)) < x^S + \epsilon$ for some small $\epsilon > 0$ (put differently, we have $x'_j(x^S) > -1$).

Now for 3a), we have $x_2(x_1(x^S + \epsilon)) < x^S + \epsilon$ for some small $\epsilon > 0$ and $x_2(x_1(x)) > x$ for some x sufficiently close to 1. Since $x_2(x_2(\cdot))$ is continuous, the equation $x_2(x_1(x^A)) = x^A$

must have a solution $x^A > x^S$. As the symmetric steady state is unstable, the asymmetric steady states are stable [24].

As for 3b), we have $x_2(x_1(x^S + \epsilon)) > x^S + \epsilon$ for some small $\epsilon > 0$ and $x_2(x_1(x)) < x$ for some x sufficiently close to 1. Since $x_2(x_2(\cdot))$ is continuous, the equation $x_2(x_1(x^A)) = x^A$ must have a solution $x^A > x^S$. As the symmetric steady state is stable, the asymmetric steady states are unstable [24].

References

- [1] M. Scheffer, S. Carpenter, J. Foley, C. Folke, B. Walker, Catastrophic shifts in ecosystems, *Nature* 413 (2001) 591–596.
- [2] J. Gould, Extinction of a fishery by commercial exploitation: a note, *Journal of Political Economy* 80 (5) (1972) 1031–1038.
- [3] P. Berck, Open access and extinction, *Econometrica* 47 (4) (1979) 877–882.
- [4] E. Bulte, G. van Kooten, Economic science, endangered species, and biodiversity loss, *Conservation Biology* 14 (2000) 113–119.
- [5] K.-G. Mäler, A. Xepapadeas, A. de Zeeuw, The economics of shallow lakes, *Environmental and Resource Economics* 26 (2003) 603–624.
- [6] J. M. Anderies, M. A. Janssen, B. H. Walker, Grazing management, resilience and the dynamics of a fire-driven rangeland system, *Ecosystems* 5 (2002) 23–44.
- [7] O. Tahvonen, S. Salo, Nonconvexities in optimal pollution accumulation, *Journal of Environmental Economics and Management* 31 (2) (1996) 160–177.
- [8] W. Gough, A. Leung, Nature and fate of Hudson Bay permafrost, *Regional Environmental Change* 2 (4) (2002) 177–184.

- [9] J. Ridley, J. Gregory, P. Huybrechts, J. Lowe, Thresholds for irreversible decline of the Greenland ice sheet, *Climate Dynamics* 35 (6) (2010) 1049–1057.
- [10] B. Hersoug, P. Holm, S. R. nes, The missing T. path dependency within an individual vessel quota system – the case of Norwegian cod fisheries, *Marine Policy* 24 (4) (2000) 319–330.
- [11] R. Horan, E. Fenichel, K. Drury, D. Lodge, Managing ecological thresholds in coupled environmental-human systems, *Proceedings of the National Academy of Sciences* 108 (18) (2011) 7333–7338.
- [12] J. Diamond, *Collapse: How societies choose to fail or succeed*, Penguin Group, New York, 2005.
- [13] K. Arrow, B. Bolin, R. Costanza, P. Dasgupta, C. Folke, C. S. Holling, B. Jansson, S. Levin, K. Mäler, C. Perrings, D. Pimentel, Economic growth, carrying capacity, and the environment, *Science* 268 (1995) 520–521.
- [14] M. S. Taylor, Environmental crises: past, present, and future, *Canadian Journal of Economics/Revue canadienne d'économique* 42 (4) (2009) 1240–1275.
- [15] J. Brander, M. Taylor, The simple economics of Easter Island: A Ricardo-Malthus model of renewable resource use, *American Economic Review* 88 (1) (1998) 119–138.
- [16] S. Polasky, A. de Zeeuw, F. Wagener, Optimal management with potential regime shifts, *Journal of Environmental Economics and Management* 62 (2011) 229–240.
- [17] H. Gordon, The economic theory of a common-property resource: The fishery, *Journal of Political Economy* 62 (1954) 124–142.
- [18] M. Schaefer, Some considerations of population dynamics and economics in relation to the management of marine fisheries, *Journal of the Fisheries Research Board of Canada* 14 (1957) 669–681.

- [19] P. Verhulst, Notice sur la loi que la population suit dans son accroissement, *Correspondance Mathematique et Physique* 10 (1838) 113–121.
- [20] A. Halsema, C. Withagen, Managing multiple fishery pools: property right regimes and market structures, *Environment and Development Economics* 13 (2008) 775–794.
- [21] M. F. Quaas, T. Requate, Sushi or fish fingers? Seafood diversity, collapsing fish stocks and multi-species fishery management, *Scandinavian Journal of Economics*.
- [22] S. Baumgärtner, S. Derissen, M. Quaas, S. Derissen, Consumer preferences determine resilience of ecological-economic systems, *Ecology and Society* 16 (4) (2011) Article 9.
- [23] S. Derissen, M. Quaas, S. Baumgärtner, The relationship between resilience and sustainability of ecological-economic systems, *Ecological Economics* 70 (6) (2011) 1121–1128.
- [24] K. J. Arrow, M. Kurz, *Public Investment, The Rate of Return, and Optimal Fiscal Policy*, Resources for the Future, John Hopkins Press, Baltimore, 1970.
- [25] F. Wirl, G. Feichtinger, History dependence in concave economies, *Journal of Economic Behavior and Organization* 57 (2005) 390–407.
- [26] M. Miranda, P. Fackler, *Applied Computational Economics and Finance*, MIT Press, Cambridge, MA, 2002.

Working Paper Series in Economics

(recent issues)

- No.219: *Joachim Wagner*: The German Manufacturing Sector is a Granular Economy, November 2011
- No.218: *Stefan Baumgärtner, Stefanie Glotzbach, Nikolai Hoberg, Martin F. Quaas, and Klara Stumpf*: Trade-offs between justices , economics, and efficiency, November 2011
- No.217: *Joachim Wagner*: The Quality of the KombiFiD-Sample of Enterprises from Manufacturing Industries: Evidence from a Replication Study, November 2011
- No.216: *John P. Weche Gelübcke*: The Performance of Foreign Affiliates in German Manufacturing: Evidence from a new Database, November 2011
- No.215: *Joachim Wagner*: Exports, Foreign Direct Investments and Productivity: Are services firms different?, September 2011
- No.214: *Stephan Humpert and Christian Pfeifer*: Explaining Age and Gender Differences in Employment Rates: A Labor Supply Side Perspective, August 2011
- No.213: *John P. Weche Gelübcke*: Foreign Ownership and Firm Performance in German Services: First Evidence based on Official Statistics, August 2011 [forthcoming in: The Service Industries Journal]
- No.212: *John P. Weche Gelübcke*: Ownership Patterns and Enterprise Groups in German Structural Business Statistics, August 2011 [forthcoming in: Schmollers Jahrbuch / Journal of Applied Social Science Studies]
- No.211: *Joachim Wagner*: Exports, Imports and Firm Survival: First Evidence for manufacturing enterprises in Germany, August 2011
- No.210: *Joachim Wagner*: International Trade and Firm Performance: A Survey of Empirical Studies since 2006, August 2011
- No.209: *Roland Olbrich, Martin F. Quaas, and Stefan Baumgärtner*: Personal norms of sustainability and their impact on management – The case of rangeland management in semi-arid regions, August 2011
- No.208: *Roland Olbrich, Martin F. Quaas, Andreas Haensler and Stefan Baumgärtner*: Risk preferences under heterogeneous environmental risk, August 2011
- No.207: *Alexander Vogel and Joachim Wagner*: Robust estimates of exporter productivity premia in German business services enterprises, July 2011 [forthcoming in: Economic and Business Review]
- No.206: *Joachim Wagner*: Exports, imports and profitability: First evidence for manufacturing enterprises, June 2011
- No.205: *Sebastian Strunz*: Is conceptual vagueness an asset? Resilience research from the perspective of philosophy of science, May 2011
- No.204: *Stefanie Glotzbach*: On the notion of ecological justice, May 2011
- No.203: *Christian Pfeifer*: The Heterogeneous Economic Consequences of Works Council Relations, April 2011
- No.202: *Christian Pfeifer, Simon Janssen, Philip Yang and Uschi Backes-Gellner*: Effects of Training on Employee Suggestions and Promotions in an Internal Labor Market, April 2011
- No.201: *Christian Pfeifer*: Physical Attractiveness, Employment, and Earnings, April 2011

- No.200: *Alexander Vogel*: Enthüllungsrisiko beim Remote Access: Die Schwerepunkteigenschaft der Regressionsgerade, März 2011
- No.199: *Thomas Wein*: Microeconomic Consequences of Exemptions from Value Added Taxation – The Case of Deutsche Post, February 2011
- No.198: *Nikolai Hoberg and Stefan Baumgärtner*: Irreversibility, ignorance, and the intergenerational equity-efficiency trade-off, February 2011
- No.197: *Sebastian Schuetz*: Determinants of Structured Finance Issuance – A Cross-Country Comparison, February 2011
- No.196: *Joachim Fünfgelt and Günther G. Schulze*: Endogenous Environmental Policy when Pollution is Transboundary, February 2011
- No.195: *Toufic M. El Masri*: Subadditivity and Contestability in the Postal Sector: Theory and Evidence, February 2011
- No.194: *Joachim Wagner*: Productivity and International Firm Activities: What do we know?, January 2011
- No.193: *Martin F. Quaas and Stefan Baumgärtner*: Optimal grazing management rules in semi-arid rangelands with uncertain rainfall, January 2011
- No.192: *Institut für Volkswirtschaftslehre*: Forschungsbericht 2010, Januar 2011
- No.191: *Natalia Lukomska, Martin F. Quaas and Stefan Baumgärtner*: Bush encroachment control and risk management in semi-arid rangelands, December 2010
- No.190: *Nils Braakmann*: The causal relationship between education, health and health related behaviour: Evidence from a natural experiment in England, November 2010
- No.189: *Dirk Oberschachtsiek and Britta Ulrich*: The link between career risk aversion and unemployment duration: Evidence of non-linear and time-depending pattern, October 2010
- No.188: *Joachim Wagner*: Exports and Firm Characteristics in German Manufacturing industries, October 2010
- No.187: *Joachim Wagner*: The post-entry performance of cohorts of export starters in German manufacturing industries, September 2010
- No.186: *Joachim Wagner*: From estimation results to stylized facts: Twelve recommendations for empirical research in international activities of heterogenous firms, September 2010 [published in: *De Economist*, 159 (2011), 4, 389-412]
- No.185: *Franziska Dittmer and Markus Groth*: Towards an agri-environment index for biodiversity conservation payment schemes, August 2010
- No.184: *Markus Groth*: Die Relevanz von Ökobilanzen für die Umweltgesetzgebung am Beispiel der Verpackungsverordnung, August 2010
- No.183: *Yama Temouri, Alexander Vogel and Joachim Wagner*: Self-Selection into Export Markets by Business Services Firms – Evidence from France, Germany and the United Kingdom, August 2010
- No.182: *David Powell and Joachim Wagner*: The Exporter Productivity Premium along the Productivity Distribution: First Evidence from a Quantile Regression for Fixed Effects Panel Data Models, August 2010
- No.181: *Lena Koller, Claus Schnabel und Joachim Wagner*: Beschäftigungswirkungen arbeits- und sozialrechtlicher Schwellenwerte , August 2010 [publiziert in: *Zeitschrift für Arbeitsmarktforschung* 44(2011), 1-2, 173-180]

- No.180: *Matthias Schröter, Markus Groth und Stefan Baumgärtner*: Pigous Beitrag zur Nachhaltigkeitsökonomie, Juli 2010
- No.179: *Norbert Olah, Thomas Huth and Dirk Löhr*: Monetary policy with an optimal interest structure, July 2010
- No.178: *Sebastian A. Schütz*: Structured Finance Influence on Financial Market Stability – Evaluation of Current Regulatory Developments, June 2010
- No.177: *Franziska Boneberg*: The Economic Consequences of One-third Co-determination in German Supervisory Boards: First Evidence from the German Service Sector from a New Source of Enterprise Data, June 2010
[forthcoming in: Schmollers Jahrbuch / Journal of Applied Social Science Studies]
- No.176: *Nils Braakmann*: A note on the causal link between education and health – Evidence from the German short school years, June 2010
- No.175: *Torben Zülsdorf, Ingrid Ott und Christian Papilloud*: Nanotechnologie in Deutschland – Eine Bestandsaufnahme aus Unternehmensperspektive, Juni 2010
- No.174: *Nils Braakmann*: An empirical note on imitative obesity and a puzzling result, June 2010
- No.173: *Anne-Kathrin Last and Heike Wetzel*: Baumol's Cost Disease, Efficiency, and Productivity in the Performing Arts: An Analysis of German Public Theaters, May 2010
- No.172: *Vincenzo Verardi and Joachim Wagner*: Productivity premia for German manufacturing firms exporting to the Euro-area and beyond: First evidence from robust fixed effects estimations, May 2010 [forthcoming in: The World Economy]
- No.171: *Joachim Wagner*: Estimated capital stock values for German manufacturing enterprises covered by the cost structure surveys, May 2010
[published in: Schmollers Jahrbuch / Journal of Applied Social Science Studies 130 (2010), 3, 403-408]
- No.170: *Christian Pfeifer, Simon Janssen, Philip Yang and Uschi Backes-Gellner*: Training Participation of an Aging Workforce in an Internal Labor Market, May 2010
- No.169: *Stefan Baumgärtner and Martin Quaas*: Sustainability Economics – general versus specific, and conceptual versus practical, May 2010
[forthcoming in: Ecological Economics]
- No.168: *Vincenzo Verardi and Joachim Wagner*: Robust Estimation of Linear Fixed Effects Panel Data Models with an Application to the Exporter Productivity Premium, April 2010
[published in: Jahrbücher für Nationalökonomie und Statistik 231 (2011), 4, 546-557]
- No.167: *Stephan Humpert*: Machen Kinder doch glücklich? April 2010
- No.166: *Joachim Wagner*: Produktivität und Rentabilität in der niedersächsischen Industrie im Bundesvergleich. Eine Benchmarking-Studie auf der Basis vertraulicher Firmendaten aus Erhebungen der amtlichen Statistik, April 2010
[erschienen in: Statistische Monatshefte Niedersachsen, Sonderausgabe "Kooperation Wissenschaft und Statistik - 20 Jahre Nutzung von amtlichen Mikrodaten", S. 30 - 42]
- No.165: *Nils Braakmann*: Neo-Nazism and discrimination against foreigners: A direct test of taste discrimination, March 2010
- No.164: *Amelie Boje, Ingrid Ott and Silvia Stiller*: Metropolitan Cities under Transition: The Example of Hamburg/ Germany, February 2010
- No.163: *Christian Pfeifer and Stefan Schneck*: Relative Wage Positions and Quit Behavior: New Evidence from Linked Employer-Employee-Data, February 2010

(see www.leuphana.de/institute/ivwl/publikationen/working-papers.html for a complete list)

Leuphana Universität Lüneburg
Institut für Volkswirtschaftslehre
Postfach 2440
D-21314 Lüneburg
Tel.: ++49 4131 677 2321
email: brodt@leuphana.de

www.leuphana.de/institute/ivwl/publikationen/working-papers.html