

Bracht, Jürgen; Lach, Saul; Winter, Eyal

Working Paper

Modeling oligopolistic price adjustment in micro level panel data

WZB Discussion Paper, No. FS IV 02-24

Provided in Cooperation with:

WZB Berlin Social Science Center

Suggested Citation: Bracht, Jürgen; Lach, Saul; Winter, Eyal (2002) : Modeling oligopolistic price adjustment in micro level panel data, WZB Discussion Paper, No. FS IV 02-24, Wissenschaftszentrum Berlin für Sozialforschung (WZB), Berlin

This Version is available at:

<https://hdl.handle.net/10419/51038>

Standard-Nutzungsbedingungen:

Die Dokumente auf EconStor dürfen zu eigenen wissenschaftlichen Zwecken und zum Privatgebrauch gespeichert und kopiert werden.

Sie dürfen die Dokumente nicht für öffentliche oder kommerzielle Zwecke vervielfältigen, öffentlich ausstellen, öffentlich zugänglich machen, vertreiben oder anderweitig nutzen.

Sofern die Verfasser die Dokumente unter Open-Content-Lizenzen (insbesondere CC-Lizenzen) zur Verfügung gestellt haben sollten, gelten abweichend von diesen Nutzungsbedingungen die in der dort genannten Lizenz gewährten Nutzungsrechte.

Terms of use:

Documents in EconStor may be saved and copied for your personal and scholarly purposes.

You are not to copy documents for public or commercial purposes, to exhibit the documents publicly, to make them publicly available on the internet, or to distribute or otherwise use the documents in public.

If the documents have been made available under an Open Content Licence (especially Creative Commons Licences), you may exercise further usage rights as specified in the indicated licence.

discussion papers

FS IV 02 – 24

**Modeling Oligopolistic Price Adjustment in
Micro Level Panel Data**

Jürgen Bracht *
Saul Lach **
Eyal Winter **

* University of Bristol

** The Hebrew University of Jerusalem

Dec 2002

ISSN Nr. 0722 - 6748

**Forschungsschwerpunkt
Markt und politische Ökonomie**

**Research Area
Markets and Political Economy**

Zitierweise/Citation:

Jürgen Bracht, Saul Lach, and Eyal Winter, **Modeling Oligopolistic Price Adjustment in Micro Level Panel Data**, Discussion Paper FS IV 02-24, Wissenschaftszentrum Berlin, 2002.

Wissenschaftszentrum Berlin für Sozialforschung gGmbH,
Reichpietschufer 50, 10785 Berlin, Germany, Tel. (030) 2 54 91 – 0
Internet: www.wz-berlin.de

ABSTRACT

Modeling Oligopolistic Price Adjustment in Micro Level Panel Data*

by Jürgen Bracht, Saul Lach, and Eyal Winter

Consumer prices in many markets are persistently dispersed both across retail outlets and over time. While the cross sectional distribution of prices is stable, individual stores change their position in the distribution over time. It is a challenge to model oligopolistic price adjustment to capture these features of consumer markets. In belief based models of price adjustment stores react to expected profits. The expectations are based on the observed vector of market prices in the previous periods. In a reinforcement model of price adjustment, if a strategy has proven fruitful in the past, it is apt to be the strategy relied upon at the present. We collect price data on a homogeneous consumer product in Israel. We estimate the structural parameter of the models. We find that the reinforcement model describes the data better than the belief based models.

Keywords: Experiments; Information; Learning

JEL Classification: C72, C91, D83

ZUSAMMENFASSUNG

Modellierung des Preisverhaltens in oligopolistischen Märkten mit Paneldaten

Preise für viele Konsumgüter sind weit verteilt. Dies gilt sowohl für die Verteilung über die Zeit als auch für die Verteilung zwischen den Verkaufsstellen. Während die Querschnittsverteilung der Preise stabil ist, wechseln die einzelnen Verkaufsstellen ihre Position in der Verteilung über die Zeit. Es stellt eine Herausforderung dar, diese Merkmale der Märkte für Konsumgüter zu modellieren. Im Vermutungslernen bilden die Verkaufsstätten Erwartungen über das zukünftige Preissetzungsverhalten der Konkurrenz. Die Erwartungen basieren auf dem vorherigen Entscheidungsverhalten der Konkurrenz. Im Bekräftigungslernen werden erfolgreiche Strategien gerne wiederholt. Preisdaten eines homogenen Gutes in Israel werden erhoben. Die strukturellen Parameter der Modelle werden geschätzt. Bekräftigungslernen beschreibt das tatsächliche Entscheidungsverhalten besser als Vermutungslernen.

* Juergen Bracht thanks Rajiv Sarin for encouragement. We thank the Central Bureau of Statistics in Israel for making the price data available for research. Juergen Bracht acknowledges financial support from the Center for Rationality, The Hebrew University of Jerusalem.

1 Introduction

Prices of consumption goods in Israel are dispersed, both across vendors at a point of time and across time at a vendor. The distribution of prices across vendors is stable, however vendors change their position in the distribution over time (Lach (2002)).

In this paper, we model the process of price adjustment of vendors. We estimate two families of adaptive models. We intend to capture the feature "persistent price dispersion", observed in each of the markets analyzed in Lach (2002).

Imagine an industry with a small number of vendors, each selling an undifferentiated good. Consumers do not care from which vendor they purchase the good. The lower a vendor's price, the more consumers will buy the product at the vendor. The vendors are rivals, and the actions (prices) of the rivals affect how well a vendor does.

In the first kind of model, each vendor makes a conjecture about the course of action of the rivals in the next period. Given this conjectures, each vendor calculates the expected profits he would obtain had he chosen prices from his choice set. The higher the expected profit of an action, the more frequently the vendor will choose that action.

In the second kind of model, each vendor assesses how profitable an action has been in the past. Profitable actions are more frequently repeated than unprofitable ones. Action similar to actions both chosen and profitable are also repeated frequently.

Heterogeneity emerges in response to the history from the way vendors dynamically update.

We estimate the structural parameters of the models. We are able to obtain reasonable estimates of the models. We find that a single reinforcement model describe behavior better than a family of belief based models.

2 Traditional models of oligopoly and a novel approach

In this section, we review standard approaches in microeconomic theory. Standard theory models individual actors, firms or consumers, and describes the behavior of the actor which is traditionally utility maximization by consumers and profit maximization by firms. An institutional framework is described: what are the options the actors have; what outcomes do the actors receive as a function of the actions of others; traditionally the price mechanism and equilibrium analysis.

In standard models of oligopoly, a finite number of firms optimize i.e. they take into account how their actions affect the prices they face both directly and, through possible reactions of their rivals, indirectly.

Various classic models of oligopoly are differentiated by conjectures that each participant makes concerning the actions of its rival. One makes assumptions about the

conjectures and then finds the corresponding equilibrium outcome. An equilibrium is a point at which neither firm in the pursuit of maximal profit wishes to change its own action, given the actions that it supposes others will take if it changes its own action.

Equilibrium analysis does not specify how the equilibrium is achieved. This is a caveat as one might suspect that the actors do not have complete information about the demand of consumers and the cost structure of their competitors. Thus, it is natural to look at models of adaptation to describe and predict pricing. We model firms (vendors) and consumer. We describe a single model of consumer choice and we define two families of models of vendor choice. The two kinds of models are distinguished by the way vendors respond to historical information. In both models, vendors do not necessarily act in a way that can be described as maximizing anything at all. The vendor searches hazardously for ways in which to change. We describe the options the actors have. We describe the outcomes the actors receive as a function of the actions of others. We embed vendors in an environment where the vendors will act, interact, and change according to the behavioral models posed. In both models, vendors are not necessarily "in equilibrium".

3 Price data

The data are monthly retail price quotations for a homogeneous product obtained from the Central Bureau of Statistics in Israel; the Consumer Price Index (CPI) is computed using those kind of quotations.

The good is a durable good - a refrigerator. The good has a precise label (Amcor) and physical attributes (model, size etc.) that make it easy for the person which collects the price data at the store to identify it. We are able to ensure that the prices over time correspond to the same physical product. The product is homogeneous as far as the physical characteristics are concerned.

The data was collected in 3 cities in Israel: Haifa, Tel Aviv and Jerusalem. 348 observations were sampled over 48 months; 179 observations in 2000 and 169 in 2001. The minimum number of observation in a month is 13 and the maximum number of observations is 16¹.

115 observations were collected at 5 vendors in city 11 (Jerusalem), 121 observations were collected at 6 vendors in city 31 (Tel Aviv) and 112 observations were collected at 5 vendors in city 71 (Haifa)². Vendors that are out of stock when visited by the surveyor are assigned a missing value.

The data set has 5 variables: retail price in NIS, year, month, city identification and vendor identification.

¹In the year 2000, the sequence of the number of observations starting in January and ending in December is: 16, 15, 15, 14, 14, 14, 15, 15, 14, 16, 16, 15

In the year 2001, the corresponding sequence is: 15, 15, 15, 14, 13, 15, 15, 13, 13, 13, 14, 14

²In city 11, the number of observations by store is: 20, 23, 24, 24, 24

In city 31, the corresponding number by store is: 19, 19, 20, 20, 20, 21

In city 71, the corresponding number by store is : 19, 22, 23, 24, 24

We collect descriptive statistics of the variable data in the following table:

Time Range	2000-1	2000	2001
Minimum price	3800	4200	3800
Maximum price	9926	9926	5470
Mean price	4992	5248	4720
St. deviation of price	565	593	377
25% Percentile of price	4700	4890	4500
50% Percentile of price	4963	5170	4700
75% Percentile of price	5200	5490	4992

The observation with price equals to 9926 is an outlier. We will exclude this observation when graphing the data and when estimating the behavioral models.

Figure 1 in the appendix graphs the variables price and month, for the complete set of data. It is evident that Lach's (2002) finding is upheld for our data set. Substantial dispersion of the price of a homogeneous good exists and persists. Figure 2 graphs the variables price and month sorted by the three cities. Note that the general finding of substantial and persistent price dispersion is confirmed for the three subsets. Figure 3 graphs the variables price and month sorted by each store identification. Note that Lach's (2002) finding that stores do change their position in the distribution of prices over time appears to be upheld. Note also that there is habit: The probability of observing a particular price does depend in a positive fashion on whether that price has been chosen in the previous period. Figure 4 graphs the variables price and store. Note, once again, that there is substantial price dispersion across time, for each of the sixteen stores.

Figures 5-8 graph the kernel density estimates of multivariate probability, for the complete data set and for each of the three cities. These pictures collectively make the point that there is a dependency between the price and the lagged price. The paper attempts to discover the nature of the dependence.

4 Models of oligopolistic price adjustment

Vendors post prices in each period t . We denote by s_j^i the price j set by vendor i . In this section, we present two kinds of models of vendor choice: Belief based models of price adjustment and reinforcement models of price adjustment. Both kinds of models share a common model of consumer choice. We first describe consumer choice. Second, we describe belief based price adjustment. Third, we describe adjustment of profit assessments.

4.1 Consumer choice

Let I be the set of vendors. Let S^i denote the pure strategy set of vendor $i \in I$. Let J be the finite number of strategies. Note that s_j^i is an element in S^i . Let $s(t) = (s^1(t), s^2(t), \dots, s^i(t), \dots, s^m(t))$ be the strategy profile actually played by the m vendors in period t .

There are n consumers with reservation prices $c_l \in C$. Consumer l chooses among the vendors whose posted price is lower than the consumer's reservation price. Consumer l 's probability of shopping at a particular vendor is proportional to his surplus. Formally, if the actually posted prices in period t are given by $s(t)$, then the probability, $q_{li}(t)$, that consumer l shops at vendor i in period t is given by

$$q_{li}(t) = 0 \text{ if } c_l < s^i(t)$$

$$q_{li}(t) = \frac{c_l - s^i(t)}{\sum_{k \in L} c_l - s^k(t)} \text{ otherwise; where } L = \{i : s^i(t) \leq c_l\}.$$

Note that the system of equations implies that the consumer shops at cheaper vendors with (equal or) higher probability.

4.2 Vendor choice

4.2.1 Belief based models of oligopolistic price adjustment

In this subsection, we describe how vendors form conjectures about the pricing behavior of the competition in the next period. Each vendor predict the price of each of his competitors. After each repetition of the game, the expectations are updated. We describe how vendors adjust their choice behavior according to their expectations.

Expected prices Each vendor i forms expectations about the prices vendors $-i$ (i.e. $i = 1, 2, 3, \dots, i-1, i+1, \dots, m$) will charge in the next period. Denote the vector of expected prices by $p^{-i}(t) = (p^1(t), p^2(t), \dots, p^{i-1}(t), p^{i+1}(t), \dots, p^m(t))$. The expectations are based on observed prices in the past ($t = 1, 2, 3, \dots, t-1$).

We illustrate how expectations about vendor $i+1$'s pricing behavior are formed. Note that the remaining vendors hold the same expectations. Let $N^{i+1}(t)$ denote a counter of vendor $i+1$'s play. Initialize $N^{i+1}(t) = N(0)$. Let $N^{s_j^{i+1}}(t)$ denote a counter of vendor $i+1$'s play of action s_j^{i+1} . Set $N^{i+1}(t) = \sum_{s_j^{i+1} \in S^{i+1}} N^{s_j^{i+1}}(t), \forall t$. The updating equations of the counters are

$$N^{i+1}(t) = \rho N^{i+1}(t-1) + 1, \text{ for } t \geq 1, \text{ and,}$$

$$\text{for each } s_j^{i+1}, N^{s_j^{i+1}}(t) = \rho N^{s_j^{i+1}}(t-1) + I(s_j^{i+1}(t), s_j^{i+1}), \text{ for } t \geq 1.$$

where $s_j^{i+1}(t)$ denotes the action actually chosen by vendor $i+1$ in period t , where ρ denotes the discount factor of experience and $I(a, b) = 1$ if $a = b$ and 0 otherwise.

The expected frequency of play of action s_j^{i+1} by vendor $i+1$, after period t , is given by

$$k^{s_j^{i+1}}(t) = \frac{N^{s_j^{i+1}}(t)}{N^{i+1}(t)}.$$

Then, the expected price of vendor $i+1$ in period $t+1$, $p^{i+1}(t)$, is given by

$$p^{i+1}(t+1) = \sum_{s_j^{i+1} \in S^i} k^{s_j^{i+1}}(t) \cdot s_j^{i+1}.$$

Note that Cournot conjectures are a special case i.e. if $\rho = 0$, then $p^{i+1}(t+1) = s_j^{i+1}(t)$ i.e. vendor $i+1$ is expected to maintain the price posted in the previous period.

Choice behavior We denote by $s_j^i(p^{-i}) = (s_j^i, p^{-i})$ the price vector in which vendor i posts a price s_j^i and he predicts vendors $-i$'s prices to be given by p^{-i} . Let $D^i(s_j^i(p^{-i}))$ be the expected number of consumers purchasing at vendor i posting price s_j^i , given the price vector $p^{-i} = (p^1, \dots, p^{i-1}, p^{i+1}, \dots, p^m)$. Vendor i 's expected profit is given by $w^i(s_j^i(p^{-i})) = D^i(s_j^i(p^{-i})) \cdot s_j^i$. The probability, $\pi_j^i(t+1)$, of vendor i playing action s_j^i in period $t+1$ is somewhat proportional to the performance of each action s_j^i with respect to period t prices. Formally,

$$\pi_j^i(t+1) = \frac{\exp(\beta \cdot w(s_j^i(p^{-i})))}{\sum_{s_k^i \in S^i} \exp(\beta \cdot w(s_k^i(p^{-i})))}$$

where β is a payoff sensitivity parameter.

Set of estimated parameters We estimate demand by determining reservation prices. Specifically, we obtain an estimate of the maximum of reservation prices. Formally, let the set of reservation prices be given by $C = \{\alpha, \alpha - g, \alpha - 2 \cdot g, \alpha - 3 \cdot g, \dots\}$ where $g = \alpha/n$. We assume $n = 100$. We estimate α .

We determine the way in which expectations are formed by estimating the initial counter $N(0)$ and the discount factor of experience ρ . The initial counters for each strategy are the same for each vendor i such that

$$N^{s_j^i}(0) = N^{s_k^i}(0), \quad \forall s_j^i, \forall s_k^i, \forall i.$$

Finally, we estimate the payoff sensitivity parameter β .

4.2.2 Reinforcement model of oligopolistic price adjustment

We present a reinforcement model of vendors' pricing behavior. The vendor associates with each of his strategies a subjectively assessed profit. The subjectively assessed profit represents the profit the vendor anticipates he will receive from the choice of the strategy. After each repetition of the game, vendors receive profits and update assessments of strategies. The assessments with greater similarity are updated in a more similar manner. The labelling of the strategies provides some information about the similarity among the strategies.

Let $u_j^i(t)$ be the subjective assessment of player i for his strategy j , s_j^i , at repetition t . Let $u^i(t)$ be the vector of subjective profit assessments for each of a vendor's strategies. Let $\mu_j^i(t)$ be the actual profit, given $s(t)$. To update assessments, the vendor takes a weighted average of his assessment and the profit he receives :

$$u_j^i(t+1) = u_j^i(t) + \lambda \cdot f \cdot (\mu_j^i(t) - u_j^i(t)), \quad 0 < \lambda < 1, \quad \forall s_j^i \in S^i$$

λ denotes an updating parameter. $f : S \times S \rightarrow \mathfrak{R}$ denotes a similarity function³ such that, whenever the function value equals 1, the player sees the two strategies as identical, and, whenever the function value equals 0, the player sees no similarity. Specifically, $\forall s_k^i \in S^i$,

$$\begin{aligned} f(s_j^i(t), s_k^i; h) &= 1 - \frac{|s_j^i(t) - s_k^i|}{h} \text{ if } |s_j^i(t) - s_k^i| \leq h \\ &= 0 \text{ otherwise.} \end{aligned}$$

h denotes the window width. Note that we assume that the similarity function does not change over time and it is the same for each vendor.

The probability, $\omega_j^i(t)$, of vendor i playing strategy s_j^i in period t is somewhat proportional to the assessment of each strategy s_j^i . Formally,

$$\omega_j^i(t) = \frac{\exp(u_j^i(t))}{\sum_{s_k^i \in S^i} \exp(u_k^i(t))}$$

Set of estimated parameters We estimate the maximum of reservation prices, α . We assume $n = 100$. Let the set of reservation prices be given by $C = \{\alpha, \alpha - g, \alpha - 2 \cdot g, \alpha - 3 \cdot g, \dots\}$ where $g = \alpha/n$.

We estimate the updating parameter λ and the parameter h , the window width.

We assume that the initial assessments are given by

$$u_j^i(0) = 0, \quad \forall i.$$

4.2.3 Specification of the strategy space of the vendors

In estimation, we specialize to the set of strategies $S^i = \{2025, 2050, 2075, \dots, 7000\}$, $\forall i$.

5 Estimation technique and result

5.1 Technique

One way to view the models of price adjustment is as forecasting rules that, given information from previous rounds, predict vendors' choices in the current round. We describe the maximum likelihood estimation procedure that minimizes the error of the period to period transitions. These transitions are based on the observed data on prices in the current rounds. Vendors' predicted probabilities are obtained as discussed above.

The maximum likelihood method uses a measure of closeness of predictions to actual choices: log likelihood. Each player has 200 actions. Let $D^{s_j^i}(t) = 1$ if action s_j^i is chosen

³This particular function is employed by Sarin and Vahid (2001).

Table 1: Reinforcement learning, Data from 3 cities in Israel, 2000-2001

City 11				
n	$-LL$	α	λ	h
115	4.7283e+02	1.1364e+04	9.5700e-06	1.6726e+01
City 31				
n	$-LL$	α	h	λ
121	4.7056e+02	8.5715e+03	9.9817e-04	2.1578e+03
City 71				
n	$-LL$	α	h	λ
112	4.8305e+02	4.0417e+04	1.5467e-05	4.8305e+02

by vendor i in period t , otherwise zero. Let $prob_j^i(t)$ denote the probability that vendor i choose action s_j^i in period t . Let T denote the length of the repeated game. Let I denote the number of vendors.

The likelihood function, the formula for the joint probability distribution of the data, is

$$L(\theta) = \prod_{i=1}^I \prod_{t=1}^T \prod_{j=1}^{200} prob_j^i(t)^{D^{s_j^i}(t)} (1 - prob_j^i(t))^{1 - D^{s_j^i}(t)}.$$

In estimating the reinforcement model, let $prob_j^i(t) = \omega_j^i(t)$. In estimating the belief based model, let $prob_j^i(t) = \pi_j^i(t)$.

5.2 Estimation results

We estimate the three parameters of the reinforcement model using the maximum likelihood technique. We use MATLAB R13's optimization procedure `fminsearch`. 1 reports the estimation results of the reinforcement learning model on the data from the three cities in Israel during the years 2000-2001. The model fits the data equally well on data from each of the three cities. The estimates of the maximum of reservation prices in NIS are reasonable. The estimates of the updating parameter λ have the correct sign. We are most interested in the estimates of the parameter h , the window width. The parameter estimates informs us whether the vendors in the three cities see two strategies which are 'close' as similar.

For Jerusalem, the estimate of h is 16.73. The value means that assessments of all strategies which are very close (in a range of 400 NIS) to the strategy actually chosen are updated. For Tel Aviv and Haifa, the estimates of h indicate that all strategies in the strategy set are updated after each repetition of the game.

We estimate the four parameters of the family of belief based models using the maximum likelihood technique. We use MATLAB R13 procedure `fminsearch`. The data is fit poorly by the belief based models; convergence of the optimization procedure is very slow such that some doubt is cast on the reliability of the results obtained. Nevertheless, 2 reports the estimation results of the model on the data from the two cities in Israel during the years 2000-2001.

Table 2: Belief based learning, Data from 3 cities in Israel, 2000-2001

City 11					
n	$-LL$	α	λ	ρ	$N(0)$
115	5.8180e+02	1.8157e+04	1.3228e-05	5.7129e-01	9.9220
City 31					
n	$-LL$	α	λ	ρ	$N(0)$
121	6.0172e+02	1.9656e+04	1.70821e-05	1.2850e+00	-1.9912

With the caveat in mind, we note that estimates of the maximum of reservation prices are reasonable. The estimates of the payoff sensitivity parameter β have the correct sign. The estimates of the initial counter $N(0)$ for city 11 indicates that little weight is given to experience obtained prior to play. The estimates of $N(0)$ for city 31 has the wrong sign. The estimates of the factor ρ for city 11 indicate that experience is discounted at a rate somewhat between Cournot ($\rho = 0$) and Fictitious Play ($\rho = 1$). The estimates of ρ for city 31 indicates that as play progress more and more weight is give to prior experience.

6 Conclusion

There is a growing literature in experimental economics on models of adaptation in game situations. Collectively, these paper make the point that models of adaptation go a good way describing human behavior in laboratory game situations. To name just three papers, research in this direction is reported in Erev and Roth (1998), Feltovich (2000) and Sarin and Vahid (2001).

In this paper, we model human behavior observed in the field. Note that we, as econometricians, do not know the structure of the game, but we have to estimate the structure of the game being played. Consequently, our task is more complicated than the task of an econometrician analyzing typical laboratory data. This paper explores a new domain; there is very little research upon which to build an empirical model of pricing behavior.

The econometrician might not be able to know the true structure of the game, but neither might the players themselves. For instance, the players might have very little or no information about the strategy set and payoff function of their competitors.

Our behavioral models do not require that players have much information. This is an appealing feature. In the reinforcement model, players need to know their strategy set and the actual profit realized by chosen strategies. In the belief learning models, players need to know their strategy set, the actual choices of their competitors and their own payoff function.

Our results while preliminary indicate that actual play is in accordance with reinforcement learning.

References

- EREV, I., AND A. ROTH (1998): “Predicting How People Play Games: Reinforcement Learning in Experimental Games With Unique, Mixed Strategy Equilibria,” *American Economic Review*, 88, 848–881.
- FELTOVICH, N. (2000): “Reinforcement-Based vs. Belief-Based Learning Models in Experimental Asymmetric-Information Games,” *Econometrica*, 68, 605–642.
- LACH, S. (2002): “Existence and Persistence of Price Dispersion: an Empirical Analysis,” *Review of Economics and Statistics*, 68, 433–444.
- SARIN, R., AND F. VAHID (2001): “Strategy Similarity and Coordination,” *Working Paper*, 8, –.

Appendix 1: Figures

February 4, 2003

Figure 1: Graph of variables price and month

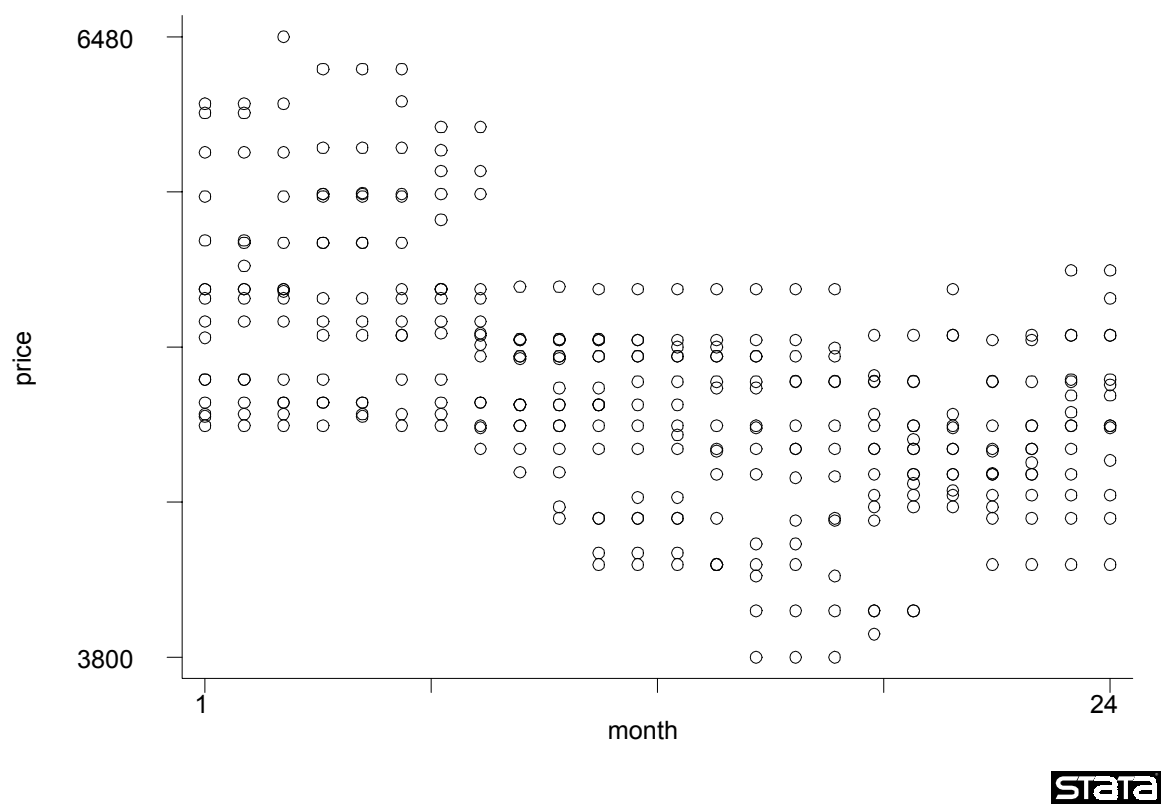
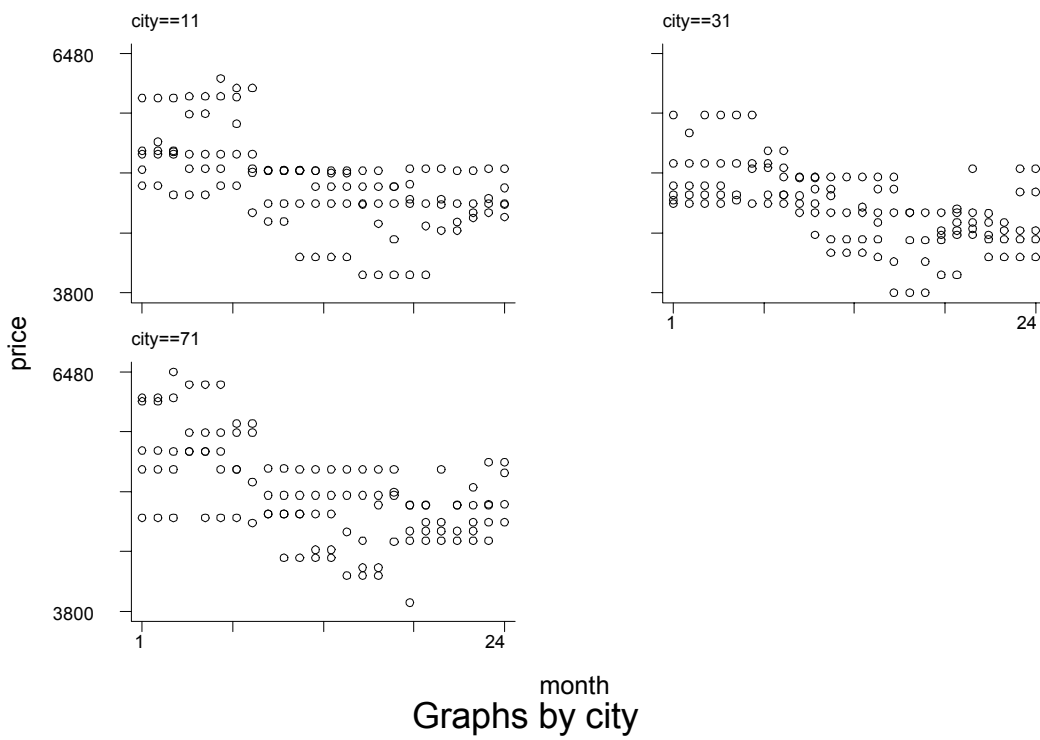


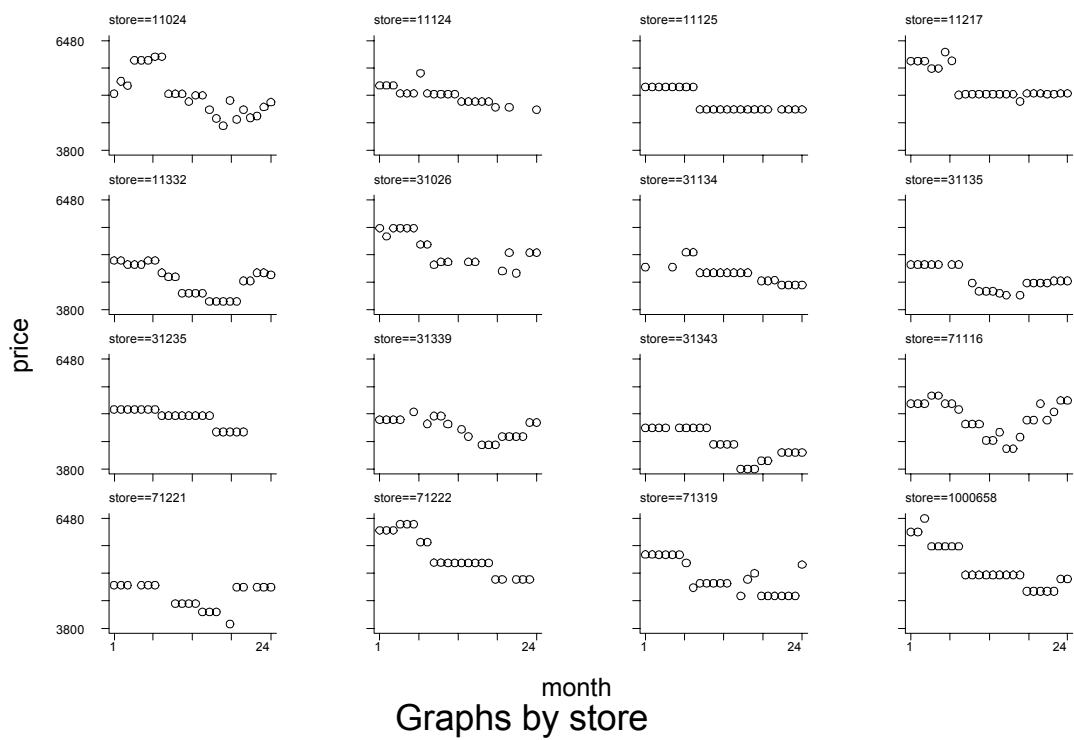
Figure 2: Graph of variables price and month by city



month
Graphs by city



Figure 3: Graph of variables price and month by store



month
Graphs by store



Figure 4: Graph of variables price and store

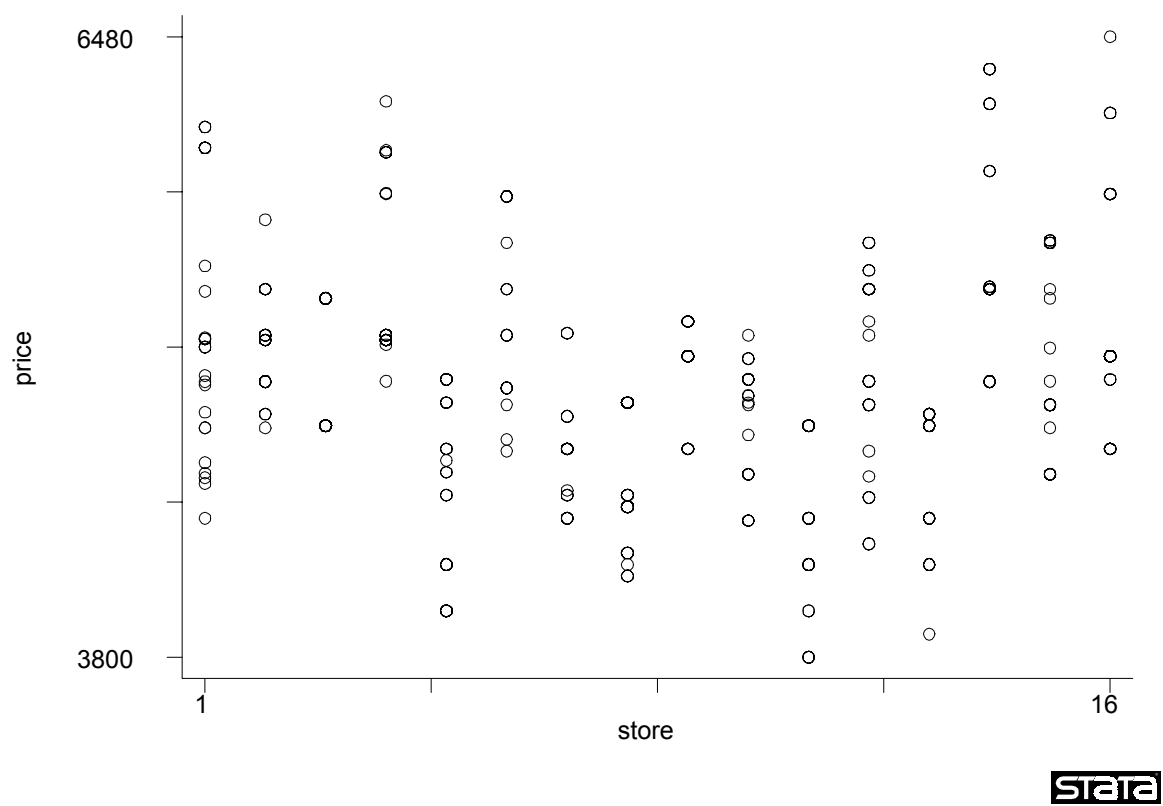


Figure 5: Graph of kernel density estimates of multivariate probability

GAUSS Tue Feb 04 12:19:57 2003

Kernel Funct.: Gaussian, h = 100.00

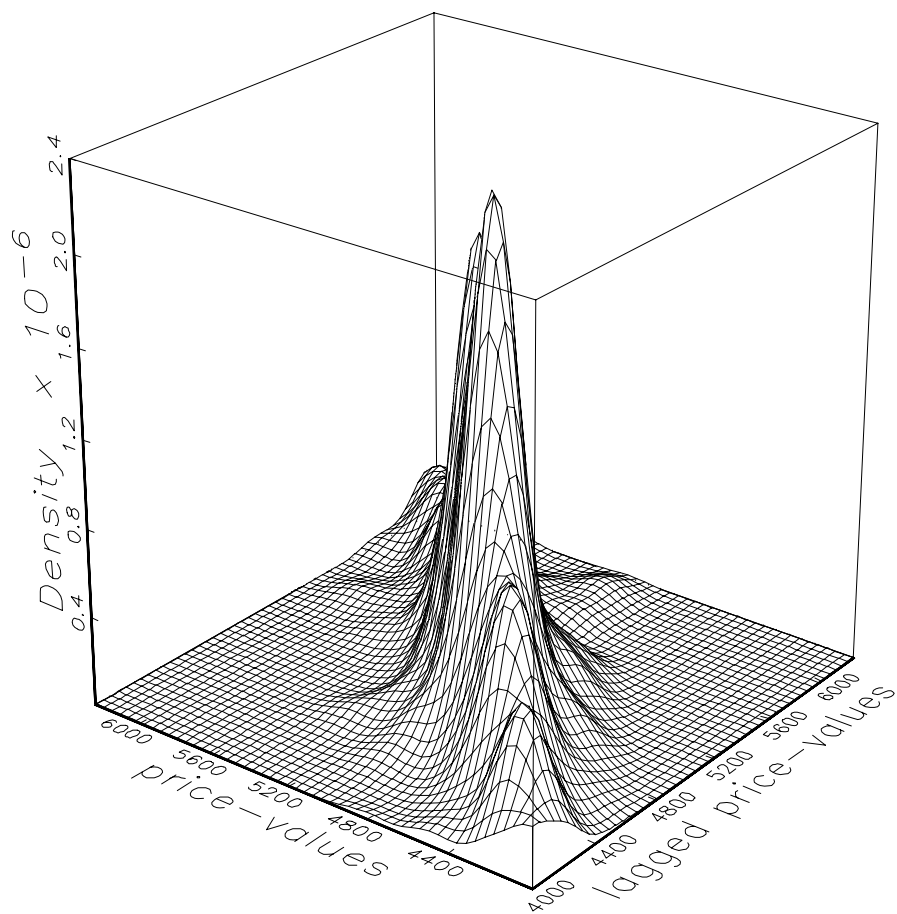


Figure 6: Graph of kernel density estimates of multivariate probability

GAUSS Tue Feb 04 12:17:05 2003

City 11; Kernel Funct.: Gaussian, $h = 100$

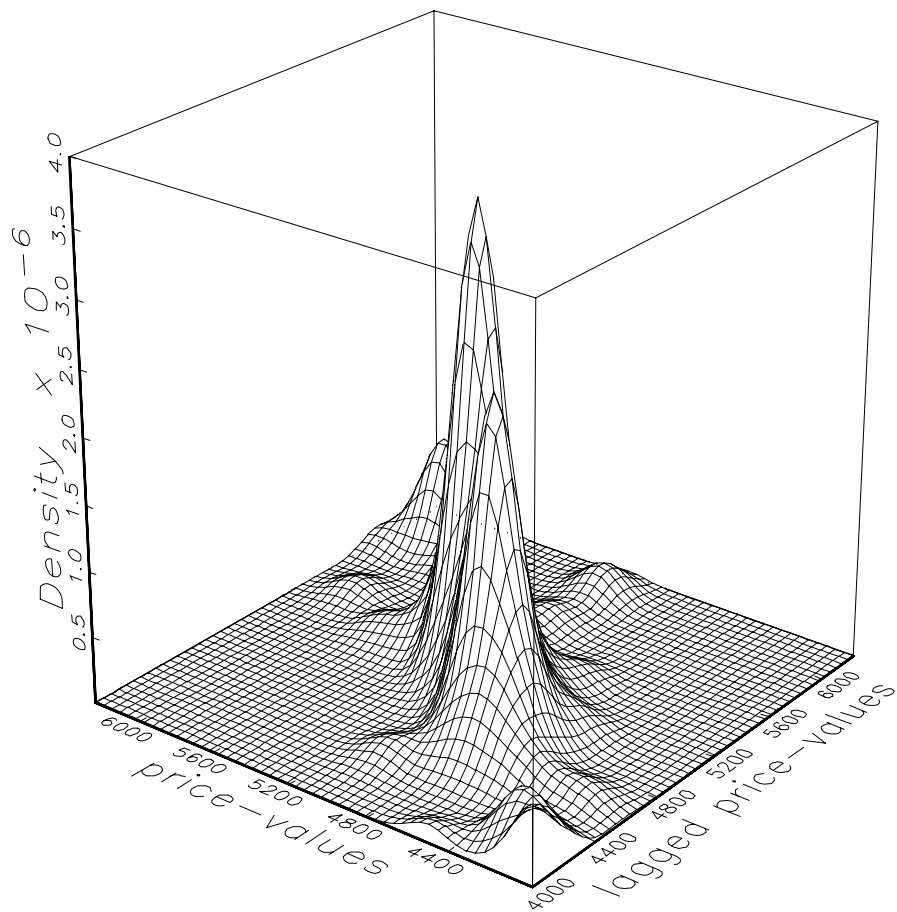


Figure 7: Graph of kernel density estimates of multivariate probability

GAUSS Tue Feb 04 12:18:19 2003

City 31; Kernel Funct.: Gaussian, $h = 100$

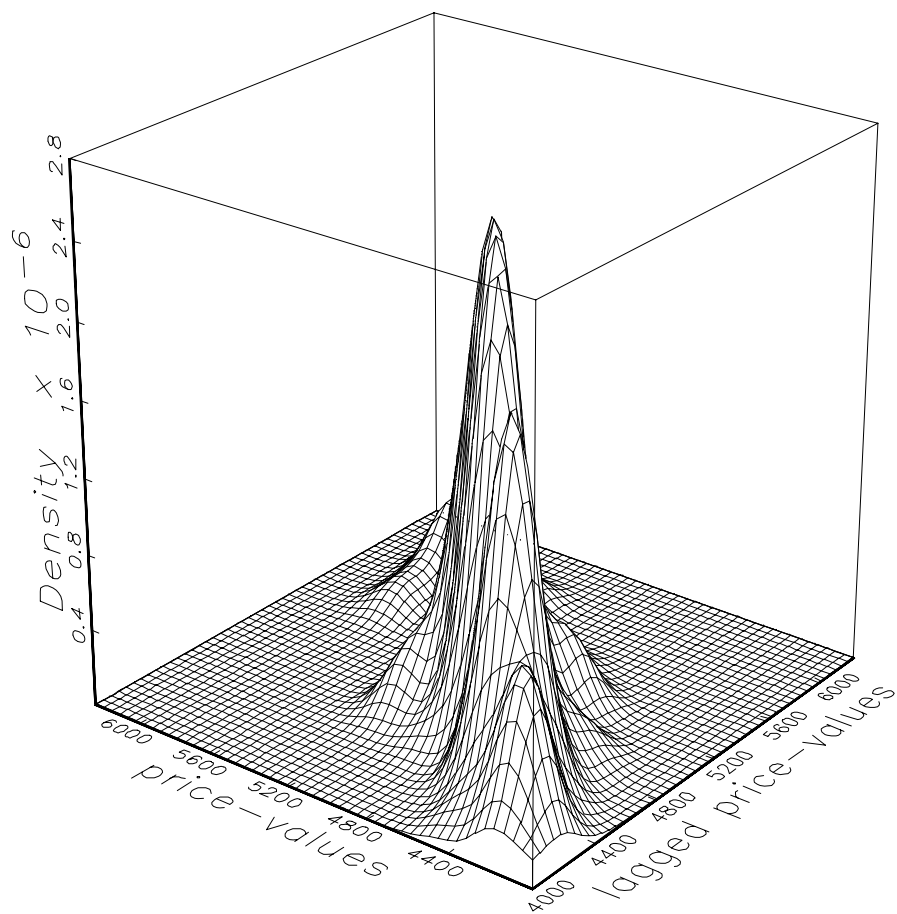
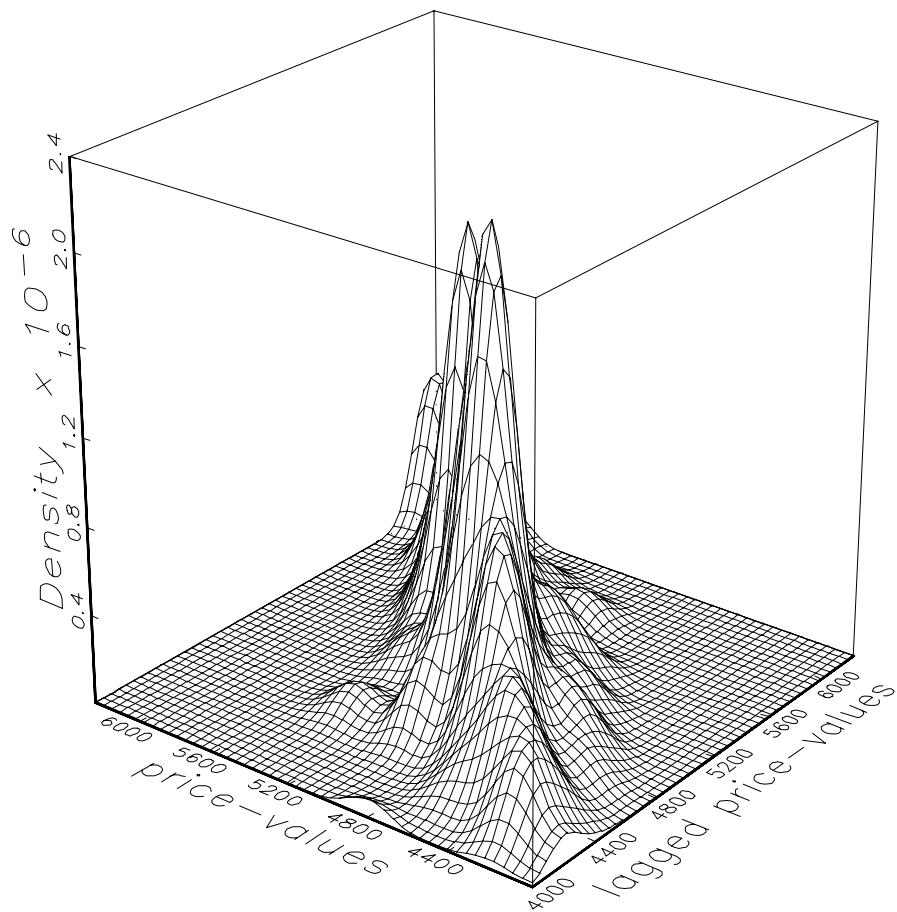


Figure 8: Graph of kernel density estimates of multivariate probability

GAUSS Tue Feb 04 12:28:50 2003

City 71; Kernel Funct.: Gaussian, $h = 100$



Bücher des Forschungsschwerpunkts Markt und politische Ökonomie
Books of the Research Area Markets and Political Economy

- Andreas Stephan
Essays on the Contribution of Public Infrastructure to Private: Production and its Political Economy
2002, dissertation.de
- Hans Mewis
Essays on Herd Behavior and Strategic Delegation
2001, Shaker Verlag
- Andreas Moerke
Organisationslernen über Netzwerke – Die personellen Verflechtungen von Führungsgremien japanischer Aktiengesellschaften
2001, Deutscher Universitäts-Verlag
- Silke Neubauer
Multimarket Contact and Organizational Design
2001, Deutscher Universitäts-Verlag
- Lars-Hendrik Röller, Christian Wey (Eds.)
Die Soziale Marktwirtschaft in der neuen Weltwirtschaft, WZB Jahrbuch 2001
2001, edition sigma
- Michael Tröge
Competition in Credit Markets: A Theoretic Analysis
2001, Deutscher Universitäts-Verlag
- Tobias Miarka
Financial Intermediation and Deregulation: A Critical Analysis of Japanese Bank-Firm-Relationships
2000, Physica-Verlag
- Rita Zobel
Beschäftigungsveränderungen und organisationales Lernen in japanischen Industriegesellschaften
2000, Humboldt-Universität zu Berlin
<http://dochost.rz.hu-berlin.de/dissertationen/zobel-rita-2000-06-19>
- Jos Jansen
Essays on Incentives in Regulation and Innovation
2000, Tilburg University
- Ralph Siebert
Innovation, Research Joint Ventures, and Multiproduct Competition
2000, Humboldt-Universität zu Berlin
<http://dochost.rz.hu-berlin.de/dissertationen/siebert-ralph-2000-03-23/>
- Damien J. Neven, Lars-Hendrik Röller (Eds.)
The Political Economy of Industrial Policy in Europe and the Member States
2000, edition sigma
- Jianping Yang
Bankbeziehungen deutscher Unternehmen: Investitionsverhalten und Risikoanalyse
2000, Deutscher Universitäts-Verlag
- Christoph Schenk
Cooperation between Competitors – Subcontracting and the Influence of Information, Production and Capacity on Market Structure and Competition
1999, Humboldt-Universität zu Berlin
<http://dochost.rz.hu-berlin.de/dissertationen/schenk-christoph-1999-11-16>
- Horst Albach, Ulrike Görtzen, Rita Zobel (Eds.)
Information Processing as a Competitive Advantage of Japanese Firms
1999, edition sigma
- Dieter Köster
Wettbewerb in Netzproduktmärkten
1999, Deutscher Universitäts-Verlag
- Christian Wey
Marktorganisation durch Standardisierung: Ein Beitrag zur Neuen Institutionenökonomik des Marktes
1999, edition sigma
- Horst Albach, Meinolf Dierkes, Ariane Berthoin Antal, Kristina Vaillant (Hg.)
Organisationslernen – institutionelle und kulturelle Dimensionen
WZB-Jahrbuch 1998
1998, edition sigma
- Lars Bergman, Chris Doyle, Jordi Gual, Lars Hultkrantz, Damien Neven, Lars-Hendrik Röller, Leonard Waverman
Europe's Network Industries: Conflicting Priorities - Telecommunications
Monitoring European Deregulation 1
1998, Centre for Economic Policy Research
- Manfred Fleischer
The Inefficiency Trap
Strategy Failure in the German Machine Tool Industry
1997, edition sigma
- Christian Göseke
Information Gathering and Dissemination
The Contribution of JETRO to Japanese Competitiveness
1997, Deutscher Universitäts-Verlag

DISCUSSION PAPERS 2001

Fredrik Andersson Kai A. Konrad	Globalization and Human Capital Formation	FS IV 01 – 01
Andreas Stephan	Regional Infrastructure Policy and its Impact on Productivity: A Comparison of Germany and France	FS IV 01 – 02
Tomaso Duso	Lobbying and Regulation in a Political Economy: Evidence from the US Cellular Industry	FS IV 01 – 03
Steffen Huck Kai A. Konrad Wieland Müller	Merger and Collusion in Contest	FS IV 01 – 04
Steffen Huck Kai A. Konrad Wieland Müller	Profitable Horizontal Mergers without Cost Advantages: The Role of Internal Organization, Information, and Market Structure	FS IV 01 – 05
Jos Jansen	Strategic Information Revelation and Revenue Sharing in an R&D Race <i>(A revision of FS IV 99-11)</i>	FS IV 01 – 06
Astrid Jung	Are Product Innovation and Flexible Technology Complements?	FS IV 01 – 07
Jonas Björnerstedt Johan Stennek	Bilateral Oligopoly	FS IV 01 – 08
Manfred Fleischer	Regulierungswettbewerb und Innovation in der chemischen Industrie	FS IV 01 – 09
Karl Wärneryd	Rent, Risk, and Replication – Preference Adaptation in Winner-Take-All Markets	FS IV 01 – 10
Karl Wärneryd	Information in Conflicts	FS IV 01 – 11
Steffen Huck Kai A. Konrad	Merger Profitability and Trade Policy	FS IV 01 – 12
Michal Grajek	Gender Pay Gap in Poland	FS IV 01 – 13
Achim Kemmerling Andreas Stephan	The Contribution of Local Public Infra-structure to Private Productivity and its Political-Economy: Evidence from a Panel of Large German Cities	FS IV 01 – 14
Suchan Chae Paul Heidhues	Nash Bargaining Solution with Coalitions and the Joint Bargaining Paradox	FS IV 01 – 15
Kai A. Konrad Harald Künemund Kjell Erik Lommerud Julio R. Robledo	Geography of the Family	FS IV 01 – 16
Tomaso Duso Lars-Hendrik Röller	Towards a Political Economy of Industrial Organization: Empirical Regularities from Deregulation	FS IV 01 – 17

Kai A. Konrad	Investment in the Absence of Property Rights – The Role of Incumbency Advantages	FS IV 01 – 18
Roman Inderst Christian Wey	Bargaining, Mergers, and Technology Choice in Bilaterally Oligopolistic Industries	FS IV 01 – 19
Kai A. Konrad Helmut Seitz	Fiscal Federalism and Risk Sharing in Germany: The Role of Size Differences	FS IV 01 – 20
Klaus Gugler Dennis C. Mueller B. Burcin Yurtoglu Christine Zulehner	The Effects of Mergers: An International Comparison	FS IV 01 – 21
Kjell Erik Lommerud Odd Rune Straume Lars Sørgaard	Downstream Merger with Oligopolistic Input Suppliers	FS IV 01 – 22
Andreas Blume Paul Heidhues	Tacit Collusion in Repeated Auctions	FS IV 01 – 23
Roman Inders Christian Wey	The Incentives for Takeover in Oligopoly	FS IV 01 – 24
Klaus Gugler Dennis C. Mueller B. Burcin Yurtoglu	Corporate Governance, Capital Market Discipline and the Returns on Investment	FS IV 01 – 25
Sven-Olof Fridolfsson Johan Stennek	Why Mergers Reduce Profits and Raise Share Prices: A Theory of Preemptive Mergers	FS IV 01 – 26

DISCUSSION PAPERS 2002

Fredrik Andersson Kai A. Konrad	Human Capital Investment and Globalization in Extortionary States	FS IV 02 – 01
Lars-Hendrik Röller Christian Wey	Merger Control in the New Economy	FS IV 02 – 02
Talat Mahmood Klaus Schömann	Die Determinanten der Migrationsentscheidung von IT-Hochschulabsolventen aus Pakistan – Empirische Befunde zur Ausgestaltung der deutschen „Green Card“	FS IV 02 – 03
Jos Jansen	The Effects of Disclosure Regulation on Innovative Firms: Common Values	FS IV 02 – 04
Jos Jansen	The Effects of Disclosure Regulation on Innovative Firms: Private Values	FS IV 02 – 05
Günter Franke Harris Schlesinger Richard C. Stapleton	Multiplicative Background Risk	FS IV 02 – 06
Tomaso Duso	On the Politics of the Regulatory Reform: Econometric Evidence from the OECD Countries	FS IV 02 – 07
Johan Lagerlöf Paul Heidhues	On the Desirability of an Efficiency Defense in Merger Control	FS IV 02 – 08
Olivier Cadot Lars-Hendrik Röller Andreas Stephan	Contribution to Productivity or Pork Barrel? The Two Faces of Infrastructure Investment	FS IV 02 – 09
Justus Haucap Christian Wey	Unionization Structures and Firms' Incentives for Productivity Enhancing Investments	FS IV 02 – 10
Heidrun C. Hoppe Emre Ozdenoren	Intermediation in Innovation	FS IV 02 – 11
Rainer Nitsche	On the Effectiveness of Anti-Predation Rules	FS IV 02 – 12
Daniel Krähmer	Entry and Experimentation in Oligopolistic Markets for Experience Goods	FS IV 02 – 13
J. Peter Murmann	The Coevolution of Industries and National Institutions: Theory and Evidence	FS IV 02 – 14
Kai A. Konrad	Terrorism and the State	FS IV 02 – 15
Robert Nuscheler	Physician Reimbursement, Time-Consistency and the Quality of Care	FS IV 02 – 16
Fredrik Andersson Kai A. Konrad	Taxation and Education Investment in the Tertiary Sector	FS IV 02 – 17
Jan Boone	'Be nice, unless it pays to fight': A New Theory of Price Determination with Implications for Competition Policy	FS IV 02 – 18

Kai A. Konrad	Altruism and Envy in Contests: An Evolutionarily Stable Symbiosis	FS IV 02 – 19
Helmut Bester Kai A. Konrad	Delay in Contests	FS IV 02 – 20
Kjell Erik Lommerud Bjørn Sandvik Odd Rune Straume	Good Jobs, Bad Jobs and Redistribution	FS IV 02 – 21
Steffen Huck Vicki Knoblauch Wieland Müller	On the Profitability of Collusion in Location Games	FS IV 02 – 22
Ralph Siebert	Learning by Doing and Multiproduction Effects over the Life Cycle: Evidence from the Semiconductor Industry	FS IV 02 – 23
Jürgen Bracht Saul Lach Eyal Winter	Modeling Oligopolistic Price Adjustment in Micro Level Panel Data	FS IV 02 – 24

Bei Ihren Bestellungen von WZB-Papers schicken Sie bitte unbedingt einen an Sie adressierten Aufkleber mit sowie je paper eine Briefmarke im Wert von 0,51 Euro oder einen "Coupon Reponse International" (für Besteller aus dem Ausland)

Please send a self addressed label and postage stamps in the amount of 0.51 Euro or a "Coupon-Reponse International" (if you are ordering from outside Germany) for each WZB-paper requested

Bestellschein

Order Form

Absender / Return Address:

Wissenschaftszentrum Berlin
für Sozialforschung
Presse- und informationsreferat
Reichpietschufer 50

D-10785 Berlin-Tiergarten

**Hiermit bestelle ich folgende(s)
Discussion paper(s):**

**Please send me the following
Discussion paper(s):**

Bestell-Nr. / Order no.	Autor/in, Kurztitel /Author(s) / Title(s) in brief