

Bargain, Olivier; González, Libertad.; Keane, Claire; Özcan, Berkay

**Working Paper**

## Female labour supply and divorce: New evidence from Ireland

ESRI Working Paper, No. 346

**Provided in Cooperation with:**

The Economic and Social Research Institute (ESRI), Dublin

*Suggested Citation:* Bargain, Olivier; González, Libertad.; Keane, Claire; Özcan, Berkay (2010) : Female labour supply and divorce: New evidence from Ireland, ESRI Working Paper, No. 346, The Economic and Social Research Institute (ESRI), Dublin

This Version is available at:

<https://hdl.handle.net/10419/50153>

**Standard-Nutzungsbedingungen:**

Die Dokumente auf EconStor dürfen zu eigenen wissenschaftlichen Zwecken und zum Privatgebrauch gespeichert und kopiert werden.

Sie dürfen die Dokumente nicht für öffentliche oder kommerzielle Zwecke vervielfältigen, öffentlich ausstellen, öffentlich zugänglich machen, vertreiben oder anderweitig nutzen.

Sofern die Verfasser die Dokumente unter Open-Content-Lizenzen (insbesondere CC-Lizenzen) zur Verfügung gestellt haben sollten, gelten abweichend von diesen Nutzungsbedingungen die in der dort genannten Lizenz gewährten Nutzungsrechte.

**Terms of use:**

*Documents in EconStor may be saved and copied for your personal and scholarly purposes.*

*You are not to copy documents for public or commercial purposes, to exhibit the documents publicly, to make them publicly available on the internet, or to distribute or otherwise use the documents in public.*

*If the documents have been made available under an Open Content Licence (especially Creative Commons Licences), you may exercise further usage rights as specified in the indicated licence.*



## Working Paper No. 346

June 2010

# Female Labour Supply and Divorce: New Evidence from Ireland

**Olivier Bargain, Libertad González,  
Claire Keane and Berkay Özcan**

***Abstract:*** If participation in the labour market helps to secure women's outside options in the case of divorce/separation, an increase in the perceived risk of marital dissolution may accelerate the increase in female labour supply. This simple prediction has been tested in the literature using time and/or spatial variation in divorce legislation (e.g., across US states), leading to mixed results. In this paper, we suggest testing this hypothesis by exploiting a more radical policy change, i.e., the legalization of divorce. In Ireland, the right to divorce was introduced in 1996, followed by an acceleration of marriage breakdown rates. We use this fundamental change in the Irish society as a natural experiment. We follow a difference-in-difference approach, using families for whom the dissolution risk is small as a control group. Our results suggest that the legalization of divorce contributed to a significant increase in female labour supply, mostly at the extensive margin. Results are not driven by selection and are robust to several specification checks, including the introduction of household fixed effects and an improved match between control and treatment groups using propensity score reweighting.

*Key Words :* divorce law, natural experiment, labour supply, fixed effects, propensity score.

*Corresponding Author:* [olivier.bargain@ucd.ie](mailto:olivier.bargain@ucd.ie)

***Acknowledgements:*** Bargain is affiliated to University College Dublin (UCD), the Geary Institute and IZA. González is affiliated to the Universitat Pompeu Fabra. Keane is affiliated to UCD and the ESRI. Özcan is affiliated to Yale University. We are grateful to participants at IZA and ESRI seminars for useful advice.

ESRI working papers represent un-refereed work-in-progress by researchers who are solely responsible for the content and any views expressed therein. Any comments on these papers will be welcome and should be sent to the author(s) by email. Papers may be downloaded for personal use only.

# **Female Labour Supply and Divorce: New Evidence from Ireland**

## **1. Introduction**

If participation in the labour market helps to secure women's outside options in the case of divorce/separation, an increase in the perceived risk of marital dissolution can be expected to accelerate the increase in female labour supply. This simple prediction has been tested in the literature, notably by using cross-sectional variation in divorce laws (e.g. across US states). In this paper, we suggest exploiting an even more radical change, the mere legalization of divorce, in order to test this hypothesis.

The right to divorce was introduced in Ireland in 1996. We first show that divorce legalization was followed by a sharp increase in marital breakdown rates (including both separations and newly allowed divorces). Then we use this fundamental change in the Irish society as a natural experiment.<sup>1</sup> Following a difference-in-difference approach, we focus on the effect of divorce legalization on female labour supply within intact couples. To account for other possible factors affecting labour supply over the period, we use families at a "low risk" of marital breakdown as a control group. The separation/divorce risk is proxied by a measure of religiosity based on church attendance or, alternatively, a direct estimation of the individual-specific probability of marital breakdown, i.e., a flexible function of individual characteristics and information on religiosity. We use the Living in Ireland Survey, which spans from 1994 to 2001 and hence provides data pre and post divorce legalization.

We show that female labour supply significantly increased as a result of the exogenous increase in the risk of marital dissolution, and that this response occurred mainly at the extensive margin. Thus, building outside options seems to depend crucially on keeping *some* attachment to the labour market. Results are robust to different specification checks.

---

<sup>1</sup> González and Özcan (2008) use the same reform to examine the impact of the risk of divorce on the savings behaviour of married couples in Ireland.

In particular, differences between the treatment and control groups are addressed by propensity score reweighting. Also, since non-random attrition from the survey may cause a selection issue, we account for (time-invariant) unobserved heterogeneity by estimating a household fixed-effects model. Further results show that increased female labour supply was not compensated by either a decrease in domestic time spent on childcare or an increase in childrearing by fathers. There is no compelling evidence that male labour supply has increased with divorce risk. Hence our results suggest that a decrease in specialization within households did not necessarily occur and that women who secured their outside options by increasing labour market participation may have done so, at least in the short-run, at the expense of their leisure time and welfare.

The outline of the paper is as follows. Section 2 briefly reviews the literature while section 3 presents the institutional background. Section 4 describes the empirical approach, the data and the definition of the control groups. Section 5 presents the main results and robustness checks. Section 6 concludes.

## **2. Literature**

The impact of divorce laws has received a lot of attention. The first type of question studied in the literature was how divorce laws affect divorce rates, and notably the impact of unilateral divorce, which fundamentally changes the nature of the marriage contract by allowing either party to end it at will. Several authors have exploited time and/or spatial variation in legislation but evidence is mixed. Peters (1986, 1992), using a cross-section of data on women, finds no effect. Allen (1992) and Friedberg (1998) obtain the opposite result using an alternative model specification and panel data recording all the divorces by state and year respectively. Wolfer (2006) finds only a small long run effect of unilateral divorce regulations. González and Viitanen (2009) exploit time and cross-country variations in Europe and find that unilateral divorce had a sizeable effect on the divorce rate.

Closer to our concern, the literature has also examined the impact of divorce legislation on household behaviour. Precisely, legal reforms leading to "easier divorce" and subsequent increases in divorce rates are suspected to affect the *perceived* risk of marital

dissolution and therefore, potentially, household decisions<sup>2</sup>. In particular, specialization within households may have declined and female labour supply increased<sup>3</sup>. Previous evidence tends to confirm this hypothesis. Using cross-sectional comparisons, Peters (1986) and Parkman (1992) suggest that unilateral divorce led to a two percentage point rise in female labour force participation in the US. These results were argued to be erroneous in Gray (1998) who found that unilateral divorce laws had very different effects depending on the underlying property division laws. Stevenson (2008) revisits the question by taking a long run perspective and adding important controls that were missing in previous studies. She finds that women seeking both insurance against divorce and greater bargaining power within the marriage are more likely to engage in market work when states allow unilateral divorce, irrespective of the underlying property division laws.

The direction of the relationship between women's work and divorce is ambiguous. The rise in women's labour force participation is often seen as responsible for increasing divorce rates (Becker, 1981). However, recent evidence points to the effect emphasized in the present paper. That is, women may take up a job as a form of insurance in case of divorce, or in anticipation of divorce. Evidence of anticipatory behaviour has been found in sociological studies (see for instance Poortman, 2005). Recent economic studies also stress the importance of this effect. Using the Michigan Panel Study of Income Dynamics

---

<sup>2</sup> Several important outcomes have received some attention. Unilateral divorce laws have been shown to decrease domestic violence, spousal homicide, and suicide (Stevenson and Wolfers 2006), to affect fertility (Alesina and Giuliano, 2007) and marriage specific investments (Stevenson, 2007). Divorce also seems to have long-term adverse effects on children (Gruber 2004, González and Viitanen, 2008). Chiappori et al. (2002) find substantial evidence of a change in intrahousehold bargaining associated with a change in the laws.

<sup>3</sup> The traditional division of labor between husbands and wives is commonly argued to be an important gain associated with marriage. Spouses efficiently concentrate on activities in which each of them has a relative advantage so that family utility is maximized (Becker, 1973). The supposed female comparative advantage in domestic production is often attributed to the gender gap in market wages and - less consensually - to a productivity advantage in household activities (such as childcare). However, couples can engage in an efficient degree of specialization only if the relationship is stable and the working spouse can commit to compensate the partner in charge of domestic production. In effect, moving from cohabitation to marriage may lead to increased specialization, as shown by El Lahga and Moreau (2007). Inversely, an increase in the perceived risk of marital breakdown - or the mere possibility to divorce - makes intertemporal commitment more problematic and is likely to reduce the level of specialization within marriage. Indeed, spouses who specialize in home production may be disadvantaged in the case of a divorce compared with their partners, and may want to secure their outside options by increasing labor market participation (see Lundberg, 2002, for an enlightening discussion).

(PSID), Johnson and Skinner (1986) showed that, while the effect of wives' labour market participation on the divorce risk is insignificant, a rising probability of divorce faced by married women increases their labour supply, *whether they ultimately separate or not*. They estimate that up to one-third of the unexplained increase in female labour market participation in the U.S. between 1960--1980, a period during which divorce rates doubled, may be attributed to this effect. Lundberg and Rose (1999) also used the PSID and found that a higher divorce risk is associated with decreased specialization. Gray (1995) found that women's labour force participation increased two to three years prior to divorce.<sup>4</sup>

In this paper, we analyze the effect of an arguably stronger shock to the risk of divorce than the introduction of unilateral divorce: the legalization of divorce in a setting where it was previously banned. We show that the legalization was followed by higher rates of marital breakdown, and exploit the heterogeneity in the risk of divorce across the population to analyze the effect of the reform on the labour supply of married women. We also consider the effect on men's labour supply, which has received less attention and for which the existing evidence is mixed. Among these studies, Kapan (2008) finds no change in husbands' labour supply in response to changes in the divorce law in the UK. Chiappori et al. (2002) argue that men would increase their labour supply only if the laws favour them, while Mueller (2005) finds an increase in the work hours of Canadian men in anticipation of divorce.

### **3. Institutional Background**

The Republic of Ireland was one of the last Western countries not to have any legal provision for divorce, the Irish Constitution of 1937 having put a ban on the dissolution

---

<sup>4</sup>Further evidence is provided by alternative methodologies. Papps (2006) calculated divorce probability using a Cox proportional hazard model and data from the National Longitudinal Survey of Youth 1979 and found that married women work more when they face a higher probability of divorce. Using aggregated time series data, Bremmer and Kesselring (2004) found that an increase in the divorce rate results in a long-run increase in the participation rate. Note also that Sen (2000) found different patterns for older and younger cohorts. In the former, women who foresaw a high probability of divorce were likely to work more than their low divorce-risk counterparts; in the latter, labour supply patterns for high and low divorce-risk women were relatively similar.

of marriage. A referendum on the subject took place in 1986 in which two-third of the electorate rejected a change in the law. In the wake of the referendum, however, legal separation was introduced<sup>5</sup>; by 1995, 75,000 Irish couples had become legally separated. On 25 November 1995, the question was again put to the Irish electorate. At the beginning of the referendum campaign opinion polls suggested that there would be a clear, if not comfortable, majority in favour of divorce. The margin declined as polling day approached and in the last month before the referendum, the Irish Government placed advertisements in favour of a yes vote in a large number of national and regional newspapers. The result was a very narrow majority (50.28 percent) in favour of the legislation of divorce. The turnout of eligible voters was 61.9 per cent compared to 59.6 per cent in the June 1986 referendum on the same issue. The narrowness of the 1995 vote necessitated a recount (Irish Times, 1995). Based on these facts, we argue that the result of the referendum was largely unexpected and that the introduction of divorce was unanticipated prior to November 1995.

The removal of the ban was incorporated into the Constitution in June 1996, and the new divorce law became effective in February 1997. Divorce in Ireland is not unilateral, i.e., even if the separation requirement is met a divorce is not automatically granted if one of the partners is opposed. The economic consequences of divorce for the spouses are broadly at the discretion of the courts. The law states the factors to be taken into consideration, including the contributions made by the two spouses (both pecuniary and non-pecuniary), but there is no explicit policy of equal division of assets. The calculation of actual maintenance payments is up for the courts to decide and is based on the financial resources and needs of the spouses.

The top panel of Figure 1 shows the trend in the number of divorces and judicial separations since the late 1980s according to Census data. Obviously the number of divorces granted rose sharply immediately after it came in to law in 1997. This could

---

<sup>5</sup>Judicial separation was possible since 1989. An application can be made in case of adultery or if the spouses have lived apart or have not had a normal marital relationship for at least one year.

simply be a reflection of a 'backlog' being cleared, i.e., separated couples who wished to divorce prior to 1996 were now availing of divorce as it became legally possible. Nonetheless, the number of separated persons did not decrease - even if it progressed less rapidly in the second half of the 1990s than in the first half, as some substitution with divorce may have occurred. The important aspect for our purpose is that the legalization of divorce increased the *overall* rate of marital dissolution (divorces, separations and remarriages).<sup>6</sup> Figure 1 (top panel) confirms that the stock of broken marriages rose sharply from around 40,000 in 1986 to 200,000 twenty years later, and that the progression is much more rapid following the legalization of divorce.<sup>7</sup> We show in what follows that these average figures hide contrasted patterns for different subgroups of the population.

## 4. Empirical Strategy

### 4.1 *Difference-in-Difference Approach*

The possibility of divorce and a rising rate of marital breakdown may encourage married women to increase their labour market participation and strengthen their outside options. We test this simple prediction using a difference-in-difference approach. Denote  $Y_i$  the outcome of interest for household  $i$ , and  $X_i$  a vector of controls. The sample comprises of married couples observed in the pre-divorce period ( $Post_i = 0$ ) as well as following the introduction of divorce ( $Post_i = 1$ ). The variable  $Treat_i$  denotes the intensity of treatment for household  $i$ , i.e., the degree of exposure to an increased risk of marital breakdown. As discussed in detail below, it is proxied by either the degree of non-religiosity or a direct, individual-level estimation of the probability of separation/divorce. When using

---

<sup>6</sup>It is noticeable that the number of separations had already started to increase prior to divorce legalization. Several authors discuss how the rise in divorce rates can occur before the introduction of new divorce laws due to a prior change in social norms (Fella et al., 2004, Allen, 1998, Hiller and Recoules, 2009).

<sup>7</sup>The number of married people is also rising over the period but not to the extent as to negate the increase in marital breakdown. According to Census information, a ratio of 14:1 married people to separated/divorced people existed in 1996. This ratio had dropped to 9:1 by 2002 and fell again to 8:1 by 2006. Note also that the legalization of divorce did not absorb previous marriage annulments (the annulment rate remained very small, around the 1% mark, over the whole period under consideration).



religiosity as a binary variable, with  $Treat = 0$  for a religious household (control group) and 1 otherwise (treatment group), the estimation goes as follows:

$$Y_i = \alpha Post_i + \beta Treat_i + \gamma Post_i \times Treat_i + \delta X_i + \epsilon_i \quad (1)$$

In the case of a binary treatment, the interpretation is standard. That is,  $\alpha$  captures the time trend, i.e., the average difference in outcome between the pre- and post-treatment periods, as identified on the non-treated;  $\beta$  captures the average difference in outcome between the treated and the non-treated;  $\gamma$  is the coefficient of interest, i.e., the difference-in-difference estimator. Covariates  $X$  may improve the precision of the model but also control for the differences in observables between treated and control groups. Note that the treatment effect  $\gamma$  may be (wrongly) driven by differing trends in observables between the treated and control groups as captured by the  $Treat_i$  variable. We purge the estimation of this effect by introducing interactions between the Post variable and the controls  $X$ .<sup>8</sup>

The main outcome  $Y_i$  is married women's labour supply as a continuous variable, i.e., their weekly work hours, so that model (1) can be estimated by OLS. We consider two cases, with or without zeros, in order to verify if divorce had an effect at both the extensive and the intensive margin. Also, the participation decision can be estimated by a linear probability model, to ease the interpretation of the coefficients in difference-in-difference analyses, or by a logit model in which (1) represents the propensity to participate in the labour market. We also consider male labour supply in the last section, as well as time spent on childcare by both husbands and wives. Below, we present the data and discuss in detail two essential dimensions that may crucially affect the results: the definition of the pre and post-treatment periods and the choice of the control group.

---

<sup>8</sup>At this stage, we ignore the panel dimension and cluster standard errors at the individual level when estimating model (1) on data pooled over a number of years (see section 4.2). Accounting for selection on observables only and doing so in a linear way may not be enough. To improve on both accounts, we shall also allow for (time-invariant) unobservables using panel information and perform propensity score reweighting (see section 5.2).

## **4.2 Data**

Our core results are based on samples drawn from the Living in Ireland Survey (LII). This is a longitudinal survey that was conducted on an annual basis between 1994 and 2001. It is based on a representative sample of the Irish population and contains information on demographics, work duration, social situation, living standards and financial circumstances of Irish families. The original sample consisted of just over 4,000 households and nearly 15,000 individuals per year. For the main difference-in-difference estimations, we use (separately) the subsamples of married women and married men. Since the legalization of divorce may well affect the incentives to marry, we exclude couples whose marriages took place in 1996 or later in order to avoid potential selection into marriage effects (30 observations). Since retirement decisions may interfere with the labour supply response that we aim to capture, we exclude couples above 60 (26% of the initial sample).

Additionally, we use a sample of separated/divorced individuals together with married people to estimate the probability of divorce, as explained below. We also use the Irish Household Budget Survey (HBS) for one of our robustness checks. The HBS is carried out at five-year intervals and contains information on household income sources and expenditure as well as demographic and socio-economic variables. The sample size is around 8,000 households for each wave and the most recent data available are for the years 1987, 1994, 1999 and 2005.

## **4.3 Sensitivity to Timing**

The definition of pre- and post-treatment periods may crucially affect the results and necessitates an extensive sensitivity check. For the main difference-in-difference analysis using the LII, we pool years 1994 and 1995 (until referendum day, the 25th of November 1995) to obtain the pre-divorce group. We make use of different post-divorce introduction periods. Once people knew that divorce was going to be introduced presently, they might have adjusted their behaviour there and then. Hence the first "post" group is simply obtained by pooling observations from voting day until 2001. Since the first Irish divorce was passed in 1997 -- with substantial media coverage -- we use the

period 1997-2001 as an alternative "post" group. As one may argue that it took time for the increased rate of divorce/separation to affect the perceived risk of marital breakdown, we also use a later period 1998-2001.

We also provide a "check" difference-in-difference estimation based on pre- and post-periods which do not surround the legalization of divorce, namely 1998-99 and 2000-01. This can be seen as a 'placebo' test, the aim of which is to verify whether the approach may be picking up a general trend rather than the effect of divorce introduction.

A specific issue is related to the fact that 1,515 households were added to the survey in 2000 because of some attrition over the life of the survey and to ensure that a representative sample was maintained. There may be bias in the original sample because of attrition, but the refreshment sample may also cause bias because of possible differences from the original sample. The fixed effects estimation presented below is a partial check on that issue. We also present results both with and without the refreshment sample for years 2000-2001.

Finally, when using the HBS, we simply choose the two available waves which most closely surround divorce legalization (1994 and 1999) and compare with LII estimations based on the very same years.

#### **4.4 Control Groups**

We suggest control groups that are subject to similar economic conditions as the treated but did not experience, or were much less affected by, the increase in the perceived risk of divorce following the law change. Firstly, we identify the risk of marital dissolution using the degree of religiosity (see also González and Özcan, 2008). We then carry out a direct, individual-level estimation of the risk of marital breakdown using the LII survey and a number of covariates.<sup>9</sup>

---

<sup>9</sup>Note that we refrain from using single individuals as a control group for several reasons. Firstly, there is possibly an important lack of "common support" between the two groups (especially with respect to age). Also, the labour supply behaviour of singles is fundamentally different from the joint decision of partners

## *Religiosity*

While most European countries had a legislative basis for divorce from the first half of the 20th century, three countries had a ban on divorce in place until relatively recently: Italy (divorce was legalized in 1970), Spain (1981) and Ireland (1996). These three countries are also predominantly Roman Catholic.<sup>10</sup> Since divorce is banned by the Catholic Church, it is plausible to think that religious couples would be less responsive to the legalization of divorce. Our first treatment variable therefore relies on proxies for the degree of (non-)religiosity.

Studies on the economics of religion typically use church attendance as a measure of religiosity at the individual level when self-reported religiosity is not available, as it is the case in our data (Iannaccone, 1998). In the LII survey, respondents are asked 'Apart from weddings, funerals and christenings, about how often do you attend religious services?'. The response takes a value of between 1 (attends religious services more than once a week) and 7 (never attends religious services).<sup>11</sup> For the main results, we use the answer either as a continuous variable ( *Treat* is increasing with the degree of non-religiosity) or as binary, where the control group (*Treat*=0 ) is composed of households where the wife *attends church at least once a week*. This threshold is found to be the relevant one as discussed in the estimations of the risk of marital breakdown below.

As in González and Özcan (2008), we believe that this is a robust control group for the difference-in-difference estimation. Firstly, and most importantly, there is clear evidence that "religious women", so defined, do have a much lower rate of marital dissolution (around 4 times less than non-religious couples prior to divorce legalization and around 6

---

in a couple. In our data, labour supply patterns of the two groups are very different, not only in level but also in trend. Finally, even though evidence for Ireland does not point to a radical change in the marriage rate, the decision to marry is potentially affected by the legalization of divorce (since there is a change in the value of marriage).

<sup>10</sup> In Ireland, out of 21,355 marriages in 2005, 74.3% were celebrated as a Catholic marriage, 3.4% under other religious denominations (93% of which were Church of Ireland or Presbyterian) and 22.3% as civil marriages.

<sup>11</sup> There is very little variation in reported church attendance over time but we nonetheless fix the response to this question equal to the response given the first time the individual appears in the survey.

times less by the end of the 1990s). This can be seen in the lower panel of Figure 1 where we plot the rates of separation and marital breakdown (separations plus divorces) for religious and non-religious households. We also point to the fact that religious couples were not affected by the new law: the rate of separation remains constant and the number of actual divorces is marginal. Secondly, we do not believe that church attendance reflects only a compliance with social norms in such a religious country as Ireland. The 2002 European Social Survey asks about both church attendance and self-reported religiosity (on a scale from 0 to 10). Around 89% of those who attend church at least once a week also report to be religious or very religious (values 5-10), versus 34% for those who attend less than once a week.<sup>12</sup> Finally, church attendance typically occurs at times where it does not interfere with work choices (Saturday evenings, Sunday mornings), and hence should not conflict with our estimates of female labour supply.

Nonetheless, it is important to check for potential differences between religious and non-religious women. This is taken care of by the inclusion of  $X_i$  and  $Post_i \times X_i$  interactions terms in the regression. Moreover, we focus on married couples and may have to account also for spouses' religiosity. Clearly, the main treatment, as defined above, uses own religiosity, i.e., we use the church attendance of the wives (husbands) in the regressions on female (male) labour supply/participation. Yet we have also experimented with alternative measures based on both spouses' church attendance (e.g.,  $Treat = 0$  if both attend at least once a week) or constructed as a religiosity "score" based on both spouses' answers, as explained in the sub-section on robustness checks.

In addition, we use another question from the LII survey concerning confidence in the church (answers are 1-great deal, 2-quite a lot, 3-not very much and 4-none at all) and the amount of donations to the church reported in the HBS (and calculated as a proportion of household total disposable income). Contrary to the question on church attendance, it is difficult to decide on a cut-off to create a binary treatment, so we simply use the level of

---

<sup>12</sup>Inversely, among those who report to be very religious (values 8, 9 or 10), 82% also report attending church at least once a week.

donation as a continuous proxy for religiosity. Only for the purpose of reporting descriptive statistics (see below) do we create a binary variable where religious households are defined as those with positive amounts of donation to the church.

### *Risk of Marital Breakdown*

The control groups previously defined require some assumptions, for instance the choice of a threshold for the binary variable, the cardinality assumption when using religiosity in a continuous way or the definition of particular scores. Alternatively, we can estimate and predict directly the individual probability of marital breakdown using church attendance and other controls, then use it as a continuous variable for the risk of marital dissolution (*Treat*) in the difference-in-difference estimation. This way, we "let the data speak" about the influence of the different church attendance levels on the propensity of marital breakdown. To do so, we run a probit regression on the sample of all women (married, separated or divorced) where the dependent variable takes a value of one if a woman is separated/divorced.

Estimates and marginal effects are reported in Table 1. The first specification includes a single dummy for religiosity and shows that attending church at least once a week is associated with a smaller risk of being divorced/separated. The magnitude (-4.2 percentage points) reduces the probability of being divorced/separated to almost zero compared to the average predicted probability for married women. The second estimation uses the complete set of dummies for the different answers to the church attendance question and is used to predict divorce probability for married women hereafter. Results with this flexible specification show that church attendance less than once a week increases significantly the probability of marital breakdown ("more than once a week" is the omitted category and the coefficient for "once a week" is not significant). This lends support to our choice of "at least once a week" as the relevant cutoff for the binary treatment variable previously defined.<sup>13</sup>

---

<sup>13</sup>Other controls show that age has an inversed U-shape effect on the risk of divorce/separation while the presence of young children and the number of children decrease it. Urban dwellers, those with low educational levels or with university degrees are more at risk. A third specification (not reported) includes

#### 4.5 Descriptive Statistics

Before turning to the estimation results, we report the descriptive statistics of our sample of married women in Table 2. We first describe our full LII sample, then present statistics for both LII and HBS for the only two years available in the HBS (1994 and 1999). We distinguish between religious and non-religious couples using the church attendance definition ('at least once a week') for the LII, and using positive donations for the HBS. Interestingly, the two definitions give relatively similar proportions of religious families (76% and 72% in LII and HBS respectively, for the pre-divorce legalization period). Note that the proportion of religious persons is larger than the proportion of voters against divorce legalization, but religious people may well accept that others need to divorce.

Not surprisingly, both LII and HBS datasets show that religious couples are older, with less children (perhaps due to the difference in age structure), more highly concentrated in rural areas and have less university degree qualifications. The most likely reason for these differences is a cohort effect. Table 2 shows that religious women work less than non-religious ones in general. Again, this may reflect the slightly older makeup of religious women. Importantly, our estimations control for characteristics such as age and education in  $X_i$  and  $Post \times X_i$  terms. In section 5.2, we control more specifically for the (observed) differences between treatment and control groups using propensity score reweighting. Notice that both religious and non-religious women increased their labour supply over the time period in question, which translates secular trend in increased participation and the more specific context of the "Celtic tiger" economic upturn. The important observation is that non-religious women have increased their participation by a greater extent, i.e., we find a crude effect of around 5 points when using the whole LII sample to compare pre- and post-divorce legalization (see Table 2). This can be visualized clearly in Figure 1, where the time trends in female labour market participation is depicted by religiosity

---

political views but does not improve the fit much. It only shows that those close to the Workers' Party are also more at risk. A limitation of these estimations is that for those who are divorced or separated, information on their previous marriage is not available. That is, we cannot use information on their former husband (e.g., their religiosity, the age gap, etc.) or marriage (age at marriage, length of marriage, etc.).

group. Both groups show an increasing trend but the rise is more rapid for non-religious women. This is very suggestive of a positive effect of divorce legalization on the participation rate of women affected by the increased risk of marital breakdown. The rest of the paper aims to move beyond these average trends (and crude difference-in-difference measures) by controlling for individuals characteristics.

## 5. Results

### 5.1 *Main Difference-in-Difference Estimations*

We firstly present our difference-in-difference estimations based on the LII survey and for the three main treatment variables as explained above: (1) a binary variable taking a value of 1 if the wife attends church at least once a week, (2) the continuous religiosity variable based on the wife's church attendance and (3) the continuous risk of separation as predicted using the LII data. Several other treatment options have also been experimented with and are discussed below. The alternative pre- and post-divorce introduction periods and the different outcomes are those defined in the previous section. In the various tables described below, we simply report the coefficient on the *Post* x *Treat* variable, i.e., the average treatment effect on the treated.<sup>14</sup> The sign and significance of this coefficient  $\hat{\epsilon}$  is indeed the relevant information for all the models at use, including the probit of participation.<sup>15</sup>

Table 3 shows that coefficients are all significant for the participation model and for labour supply (work hours including zeros), for the four alternative "post" periods and the

---

<sup>14</sup>The set of estimation tables for all the scenarios (different treatment definitions, pre and post periods definitions and outcomes) is not included due to lack of space but is available from the authors. Results are relatively standard concerning the determinants of female labour supply: the presence of young children and the number of children decrease female participation, as does the level of household income other than female labour income (capital income and husband's earnings); participation increases with education levels and varies with age according to an inverted U-shape. The R<sup>2</sup> (for OLS estimations) and pseudo-R<sup>2</sup> (for logit estimations) are at conventional levels for the work hour equation (including zeros) and the participation model, but small for the estimation of work hours excluding zeros.

<sup>15</sup>Concerns about the interpretation of interaction terms in non-linear models have been raised by Ai and Norton (2003). However, Puhani (2008) demonstrates that these concerns are not relevant for the treatment effect in non-linear difference-in-difference models.



three main treatment variables. None of the estimates are significant for work hours excluding zeros. This indicates that the response to the introduction of divorce occurred at the extensive margin. That is, for those married women who already worked, there seem to be no significant response to the legalization of divorce. This provides an interesting insight into the bargaining mechanisms possibly at work within married couples. Precisely, what seems to matter for women who want to build up outside options is to keep *some* attachment to the labour market rather than to increase hours of work. Having a job, whether it is part- or full-time, may be enough to maintain human capital levels, access to a social network, access to a potential remarriage market, etc. Other studies, and in particular Johnson and Skinner (1988), confirm that women's increase in labour supply in anticipation of divorce is mostly on account of an increase in participation rather than in work hours.

Several checks have been performed. We find that excluding the  $Post \times X_i$  interaction terms does not affect the estimates much (not reported). Also, omitting the refreshment sample (896 observations, 9% of our total sample) does not change the results fundamentally when 1997-2001 is used as the "post" period (see the fourth row in panels of table 3). Finally, it is reassuring to see that the coefficients obtained with our placebo test, i.e., when the "pre" and "post" periods follow the divorce introduction, are not significant (see fifth and sixth rows in panels of table 3). This conveys that the effect is not due to general differences in labour supply trends between religious and non-religious women.

We now look at the magnitude of the effect, first considering the participation model with treatment 1 (the binary variable for religiosity). When using a linear probability model, the effect is directly given by coefficient  $\epsilon$  (top left panel of table 3, first row), ranging within a narrow .07 - .08 interval over the different "post" scenarios. We have also calculated the marginal (rather, incremental) effect when using a logit for participation (top right panel of table 3). In that case, the treatment effect is slightly larger, around .10,

but does not vary significantly between the different timing scenarios.<sup>16</sup> This means that, following the legalization of divorce, the participation rate of non-religious married women increased by around 10 percentage points, relative to religious married women. Expressed as a proportion of the average participation rate of non-religious women prior to divorce introduction (40%), this points to a 25% increase. Remaining with treatment 1, the coefficient for the work-hour model (including zeros) shows that post divorce introduction, the work duration of non-religious married women increased by around 2.2 - 2.7 hours per week relative to religious married women (see bottom left panel of table 3). Using treatment 3, we obtain coefficients of around 25 in the case of work hours (incl. zeros). Dividing these coefficients by 100 gives an intuitive interpretation: a one percent increase in the risk of marital breakdown leads to an increase in labour supply of around 0.25 hours per week. It also leads to an increase in participation of around 1.1 points according to the logit model (top right panel of table 3) and .8 points according to the linear probability model (not reported).

## 5.2 *Robustness Checks and Additional Results*

The results described in the previous sub-section convey that female labour supply amongst groups at a higher risk of divorce has significantly increased following the legalization of divorce in Ireland. We now suggest several robustness checks and additional results.

### *Propensity Score Reweighting*

Descriptive statistics (Table 2) have shown that religious and non-religious women have relatively different characteristics, likely indicative of a cohort effect. We have accounted in a linear way for observed differences in  $X$ , and how these characteristics affect labour supply in the post-divorce introduction period. It is possible, however, to use matching techniques to relax the linearity assumption and to check (or impose) common support. In

---

<sup>16</sup>As said above, the concern raised by Ai and Norton (2003) does not apply here, and this effect can be calculated simply as the incremental effect of the coefficient  $\hat{\epsilon}$  of the interaction term in the logit estimation (see Puhani, 2008).

the case where the treatment variable is binary (treatment 1 in our previous results), a simple approach consists in estimating the propensity of being treated and using the inverse propensity score to reweight the data. Denoting  $\hat{P}_{treat_i}$  as the estimated probability of treatment for observation  $i$ , we use the weights suggested by Firpo (2007) in a more general (non-linear) framework, that is  $1/\hat{P}_{treat_i}$  and  $1/\hat{P}_{treat_i}$  for non-treated and treated observations respectively.<sup>17</sup>

According to Table 4, results are relatively robust to this sensitivity check in terms of significance. The inclusion of the  $X_i$  and  $Post_i \times X_i$  interaction terms in our regressions was already quite successful in controlling for differences in characteristics between the treated and control groups. Yet we can observe that coefficients of the participation logit are slightly larger when reweighting is used, and so are the standard errors. The coefficients of the linear model in hours (including zeros) increase by around a third (a half for the first timing scenario).

#### *Selection and Fixed Effects Model*

A potential bias in the preceding results stems from the fact that we focus on married couples. Yet it is possible that the stock of marriages that survive post-1996 may not be comparable to the pre-1996 ones, as the "worst marriages" may drop out of our selected sample upon divorce introduction, particularly for the non-religious. To deal with this issue, we have replicated our estimations while excluding all women that are observed getting separated or divorced at any point during the survey -- that is, they are no longer in both our pre- and post-divorce samples. This excludes only 121 observations so that the results with the remaining "stable marriages" are not fundamentally different from the baseline estimates. In any case, this does not solve the problem of non-random attrition due to couples who disappear from the original dataset following a separation/divorce.

---

<sup>17</sup>We have checked that the mean of each covariate in  $X$ , as well as the mean propensity score, is approximately equal across the treatment and control groups once these weights are used.

A traditional way to deal with these issues is to estimate a fixed effects model using the panel information in the LII data. The new model is written as follows:

$$y_{it} = \alpha + \beta Post_{it} + \gamma Treat_i + \delta Z_{it} + \theta Post_{it} \times Z_{it} + \eta_i + \epsilon_{it}$$

with  $Z_{it}$  a vector of time-varying control variables,  $\eta_i$  the individual fixed effect and  $\epsilon_{it}$  an i.i.d. normally distributed stochastic term accounting for possible measurement error. As before, the coefficient  $\beta$  captures the potential effect of the increased risk of marital dissolution on the outcome for the treated. The dummy  $Post_{it}$  takes a value of 1 if household  $i$  is observed in year  $t$  which is posterior to the introduction of divorce, and 0 otherwise. It is only introduced through interaction terms since the time trend is already accounted for in  $\eta_i$ .

The selection problem would be solved if dropping those who separate/divorce post-1996 is equivalent, for the labour supply estimation, to taking out a random subgroup; that is, if the residual  $\epsilon_{it}$  is not correlated with the propensity to separate/divorce. We control in a linear way for the *observed* characteristics that can affect this propensity (e.g., birth of a child), and the fixed effects  $\eta_i$  may well capture time-invariant unobservables that are correlated with the divorce risk.<sup>18</sup> A usual limit to this approach is that we ignore the possibility that time-varying unobservables (negative shocks like unemployment) affect both women's participation and their risk of divorce. We also estimate the fixed effects model where observations are reweighted by the inverse propensity score as explained above. According to Smith and Todd (2005), combining these two methods is more robust than traditional cross-section matching estimators, as it allows selection on observables as well as time-invariant selection on unobservables.

In table 5, we compare the different models for work hours including zeros and for treatment 1. Reassuringly, the treatment effect is significant for the different timing

---

<sup>18</sup>For instance, the age at the beginning of the relationship (or the age at marriage), which is known to influence strongly the chances of marital breakdown and which is unfortunately not available in the data.

scenarios and insignificant for the placebo check. The simple fixed effects model gives much smaller estimates, between 35% and 45% of what we previously found using the reweighted difference-in-difference model. Results are very stable when adding interaction terms and/or reweighting (again with the exception of the first timing scenario, which gives slightly larger effects). As before, standard errors increase when reweighting is used. In terms of work hours, the treatment effect is in the range 1.3-2 over the different models and timing scenarios. Similar estimations for the participation decision (not reported) give a participation effect around 4 percentage points, which corresponds to an increase of 10% compared to the pre-divorce situation, to be compared to 10 points and 25% with the reweighted difference-in-difference model.

#### *Alternative Treatment/Control Groups and Datasets*

We have also checked that results are robust to the choice of the treatment variable. For instance, using the fixed-effects model with  $Post_{it} \times Z_{it}$  interactions, we find that for all the "post" scenarios, the coefficient  $\epsilon$  is significantly positive for treatments 2 and 3 as previously defined, but also for alternative binary variables of religiosity (wife's attendance: more than once a week; both wife and husband attend once a week; both wife and husband attend more than once a week; both wife and husband have a high degree of confidence in the church) and several continuous variables (wife and husband's additive and multiplicative scores for church attendance; wife's confidence in the church; wife and husband's additive score for confidence in the church).

A final robustness check is carried out using an alternative measure of religiosity based on donations to the church and drawn from the Household Budget Survey. Since the treatment in the LII analysis is the degree of non-religiosity (or the direct risk of marital breakdown), we compute the degree of non-religiosity in the HBS as either  $1/\exp$  (church donation) or  $(1 - \text{church donation})$ , where church donation is expressed as a proportion of disposable income. Since the HBS only overlaps with the LII survey in years 1994 and 1999, we replicate the results based on the LII for these two years only, in order to improve the comparison. Results of the difference-in-difference estimations are described in table 6. Both measures confirm that participation and work hours (incl. zeros)

increased between 1994 and 1999 as a likely response to the increased risk of marital breakdown.

### *Results for Men and Childcare Time*

While we expected the higher risk of divorce to increase married women's labour supply, the expected effect on men's is more ambiguous. Men may want to work less in order to reduce expected maintenance payments, but they may want to work more in anticipation of the costs of potential separation and divorce.

We proceed with similar estimations on the labour supply of married men. The main findings are reported in table 7 for treatment 1 (using husband's church attendance) and work hours (including zeros). We find very weak evidence of an increase in male labour supply when using the difference-in-difference model with propensity score reweighting or the fixed effects model. Estimates of the treatment effect are significant for some, but not all, of the timing scenarios with the PS-reweighted fixed effects model. Yet the magnitude of the effect varies extremely from one timing scenario to the other, and coefficients are also significant (and of a similar or larger magnitude) in the 'placebo test', which casts serious doubt that what we are capturing here is the real effect of divorce laws on male labour supply. Results are similar when using either husband's or wife's attendance to the church. We conclude that the introduction of divorce did not increase married men's labour supply.

Finally, we have checked that our main results do not change significantly when focusing on families with children. For these, we have also used LII information on time spent by married women and men on childcare. An issue is that the definition of this variable has changed, from a discrete choice ("less than 2 hours per day", "two to four hours", "more than an hour") in 1994 to the exact number of hours of childcare per week from 1995 data onwards. Since it was difficult to reconcile these two pieces of information into a consistent variable, we have rerun our estimations using the second definition and for the years 1995-2001 only, which reduced the number of observations prior to divorce legalization. Therefore, results are probably less robust than for labour supply estimations. We focus on households with children only. In these, the average childcare

time by fathers is 9.5 hours per week in 1995 and 10 hours in 2001 while it is respectively 63 and 58 hours for mothers. The right panel of table 7 shows in fact that childcare time has not change significantly for men or women in response to divorce legalization.

## **6. Conclusion**

This paper exploits the recent legalization of divorce in Ireland as a natural experiment to analyze the effect of an increase in the risk of marital breakdown on spousal labour supply. Using a difference-in-difference approach, we show that the exogenous shock to the risk of marital breakdown brought about by the reform is responsible for a significant increase in female labour supply. The effect is found to be especially strong at the extensive margin. In other words, it seems that the increased risk of divorce led women to acquire insurance against the potential negative shock of divorce by participating more in the labour market.

We have shown that labour supply increased significantly also for the sub-group of women with children. It is tempting to go one step further and to suggest that divorce reduces specialization in marriage by accelerating the decline of traditional gender roles. However, additional evidence shows that time spent on childcare by men has not significantly increased while childrearing by women has not significantly decreased. Further research is needed to check if this conclusion extends to other domains within the sphere of domestic production. In other words, it is possible that domestic activities performed by wives, and hence the production of public goods within the household, have declined. It may also be the case that married women with children have seen an increase in their total working time (domestic and market work) with the reform, i.e., a decrease in pure leisure, and a possible loss in welfare. This would be partly compensated if men undertook more of the other domestic tasks or if women were compensated by a larger consumption share (see Browning and Gørtz, 2006, for direct evidence on individual expenditure, domestic and market work). It is unclear, however, whether legalizing divorce may have strengthened or weakened wives' bargaining position within

the marriage.<sup>19</sup> Further research could possibly evaluate the welfare effects of the reforms by using the subjective well-being information contained in the Living in Ireland Survey. In particular, it would be possible to follow Alessie et al. (2006) to recover the sharing rule consistent with spouses' individual welfare measures and check if the rule changed around the time of the reform.

## References

- Ai, C. R. and E. C. Norton (2003): "Interaction terms in logit and probit models", *Economics Letters* 80(1): 123--129
- Alessie, R, T. F. Crossley, and V.A. Hildebrand (2006), Estimating a Collective Household Model with Survey Data on Financial Satisfaction, SEDAP Research Paper 161, McMaster University.
- Alesina, A., and P. Giuliano (2007): "Divorce, fertility and the value of marriage", working paper
- Allen, D. (1998): "No-fault divorce in Canada: Its cause and effect", *Journal of Economic Behavior and Organization* 37, 129--149.
- Becker, G.S. (1973): A Theory of Marriage: Part I, *Journal of Political Economy*, 81:4, 813-846.
- Becker, G.S. (1981), *A Treatise on The Family*, Harvard University Press, Cambridge, MA.
- Bremmer, D. and Kesselring, R. (2004). Divorce and female labor force participation: Evidence from timeseries data and cointegration. *Atlantic Economic Journal*, 32, 174-189
- Browning, M. and M. Gørtz (2006): "Spending time and money within the household", Oxford University.
- Callan, T., A. van Soest, J. Walsh (2009): "Tax Structure and Female labor Supply: Evidence from Ireland", *labor*, 23(1), 1-35
- Chiappori, P.A., B. Fortin and G. Lacroix (2002) "Marriage Market, Divorce Legislation, and Household Labor Supply." *Journal of Political Economy*, 110(1): 37-72.
- Doris A. (2001) "The Changing Responsiveness of labor Supply during the 1990s" ESRI Quarterly Economic Commentary.
- El Lahga A., Moreau N. (2007). The Effects of Marriage on Couples Allocation of Time Between Market and Non-Market Hours. IZA Discussion Paper No. 2619
- Fahey, T. (2004): "Family in Ireland: Trends and Perspectives", ESRI, Presentation to Annual Conference, Irish Social Policy Association Croke Park

---

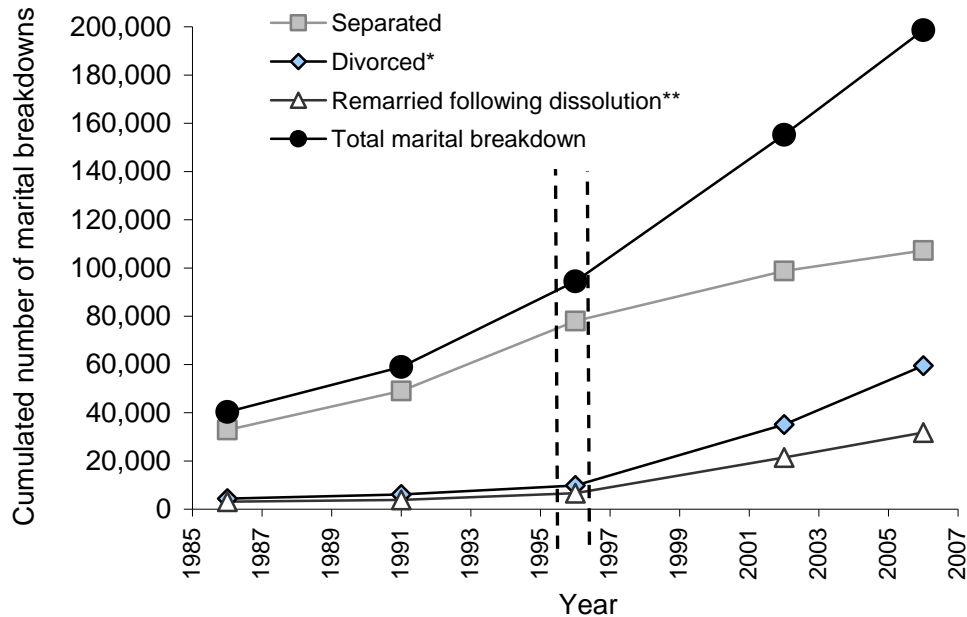
<sup>19</sup>In the short run, women may be hurt more by the higher likelihood of divorce as they are the weaker financial spouse and would suffer more from a divorce than men. In the longer-run, however, they may actually adjust labor supply, as shown in this paper, and strengthen outside options. In addition, it is possible that everyone loses from the decrease in cooperation -- yet our evidence suggests that the domestic production of public goods related to children does not necessarily decrease.



- Fella, G., P. Manzini, and M. Maritti (2004): "Does divorce law matter?" *Journal of the European Economic Association* 2 (4), 607--633.
- Firpo, S. (2007): "Efficient Semiparametric Estimation of Quantile Treatment Effects", *Econometrica*, 75(1), 259-276
- Friedberg, L. (1998): "Did Unilateral Divorce Raise Divorce Rates? Evidence From Panel Data," *American Economic Review*, 88(3), 608-627.
- González, L. and Özcan, B. (2008): The Risk of Divorce and Household Saving behavior IZA Discussion Paper No. 3726.
- González, L., and T. Viitanen (2008): "The Long Term Effects of Legalizing Divorce on Children", IZA Discussion Paper No. 3789
- González, L., and T. Viitanen (2009): "The Effect of Divorce Laws on Divorce Rates in Europe", *European Economic Review*, 53, 127-138.
- Gray, J.S. (1995). The causality between employment and divorce. *Family Economics and Resources Management Biennial*, 1, 171-176.
- Gray, J. S. (1998): "Divorce-Law Changes, Household Bargaining, and Married Women's Labor Supply", *American Economic Review*, 88 (3), 628-642
- Gruber, J. (2004). Is Making Divorce Easier Bad for Children? The Long-run Implication of Unilateral Divorce. *Journal of Labor Economics*, 22(4), 799--833.
- Haurin, D.R. (1989). Women's labor force market reactions to family disruptions. *Review of Economics and Statistics*, 71, 54-61
- Hiller, V. and M. Recoules (2009): "Divorce decisions, divorce laws and social norms", mimeo,
- Iannaccone, L. R. (1998), Introduction to the economics of religion, *Journal of Economic Literature*, 36, 1465-1496
- Iversen T., F. Rosenbluth and D. Soskice (2005): "Divorce and the Gender Division of Labor in Comparative Perspective", mimeo
- Lehrer, E. L. (2009): "Religion, Human Capital Investments and the Family in the United States", IZA DP No. 4279
- Lundberg S.J (2002): "Limits to specialization: Family Policy and Economic Efficiency", Working Paper, University of Washington.
- Lundberg S.J and E. Rose (1999): "The Determinants of specialization Within Marriage", mimeo
- Papps K. (2006). The Effects of Divorce Risk on the labor Supply of Married Couples. IZA Discussion Paper No. 2395.
- Parkman, A., (1992). Unilateral divorce and the labor force participation rate of married woman, *American Economic Review*, 82(3) 671-78
- Peters, H. E. (1986) Marriage and Divorce: Informational Constraints and Private Contracting, *American Economic Review*, 76 (3): 437-54.
- Poortman, A.-R. (2005): "Women's work and divorce: a matter of anticipation? A research note", *European Sociological Review*, 21, 3, 301-309.
- Puhani, P.A. (2008): "The Treatment Effect, the Cross Difference, and the Interaction Term in Nonlinear Difference-in-Differences Models", IZA discussion paper 3478
- Sen, B. (2000): "How important is anticipation of divorce in married women's labor supply decisions? An intercohort comparison using NLS data", *Economics Letters*, 67, 209--216

- Smith, J. and P. Todd (2005): Does Matching Overcome Lalonde's Critique of Nonexperimental Estimators? *Journal of Econometrics* 125, 305--53.
- Stevenson, B. (2007): "The impact of divorce laws on marriage-specific capital", *Journal of Labour Economics* 25 (1), 75--94.
- Stevenson, B. (2008): "Divorce Law and Women's Labor Supply, *Journal of Empirical Legal Studies*, forthcoming
- Stevenson, B., and J. Wolfers (2006). Bargaining in the Shadow of the Law: Divorce Laws and Family Distress. *Quarterly Journal of Economics*, 121(1), 267--288
- William, J.R. and Skinner, J. (1986). Labor supply and marital separation. *American Economic Review*, 76, (3): 455-469.
- Wolfers, J. (2006): Did Unilateral Divorce Laws Raise Divorce Rates? Reconciliation and new results", *American Economic Review*, 96(5), 1802-1820

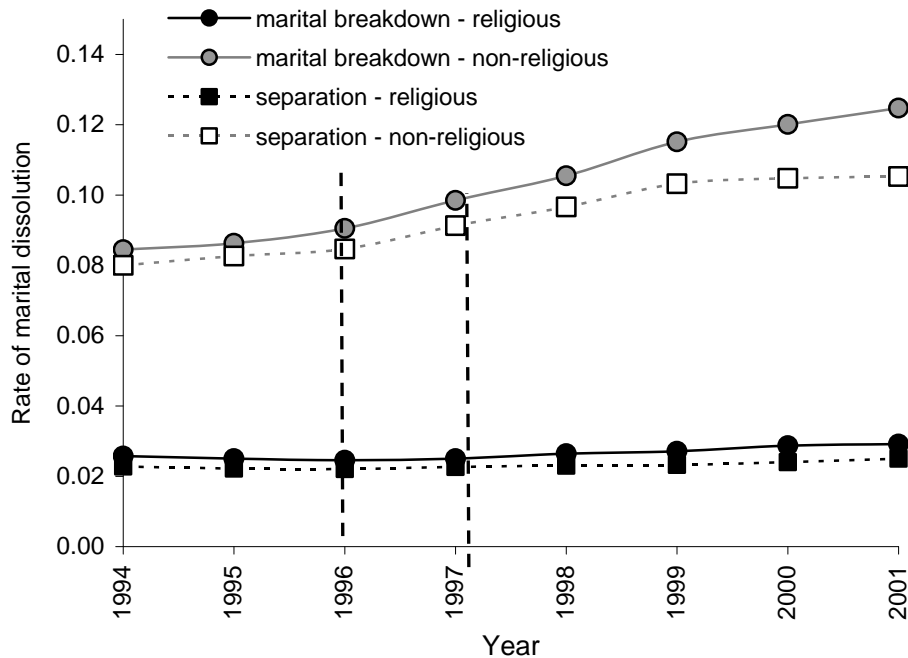
Figure 1: Trend in Marital Breakdown (Census and LII)



Source: Census

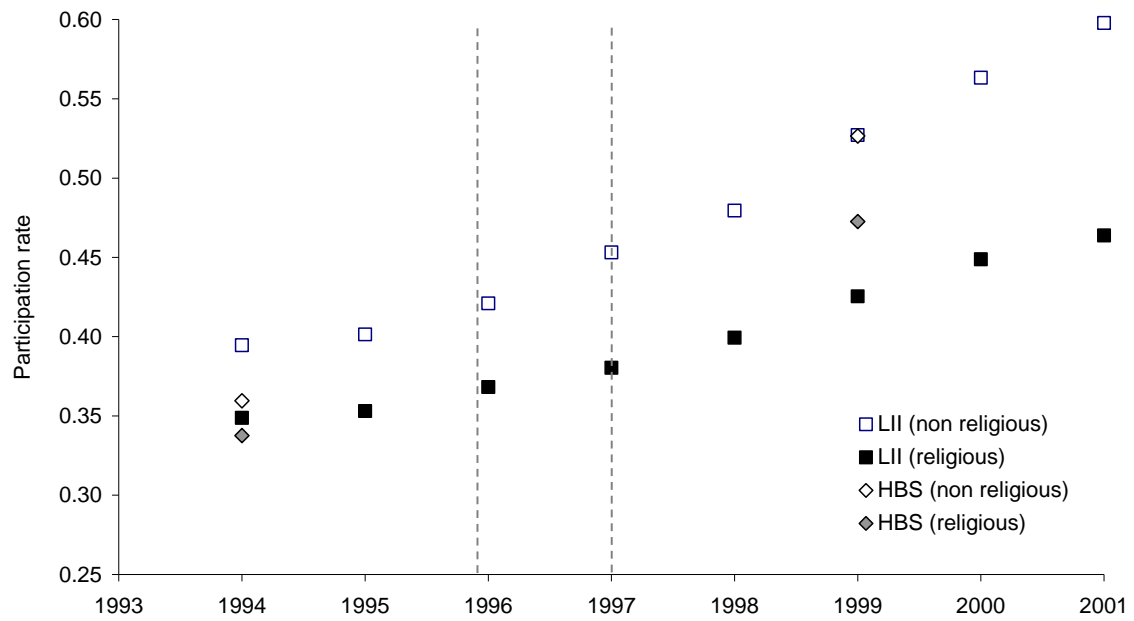
\* Prior to 1997: divorced in other country as divorce was not legal in Ireland

\*\* Remarriage includes only those who remarried after divorce, not following widowhood.



Source: own calculation using the LII survey. Religious: defined as "attend church at least once a week". Marital breakdown: separation & divorce. Moving averages. Dashed lines indicated dates of referendum and of first divorce.

Figure 2: Time Trend in Female Participation: Religious vs. Non-religious



Source: Living in Ireland Survey (LII) and Irish Household Budget Survey (HBS); moving averages.

Table 1: Probability of Marital Breakdown: Estimates

	Coef.	Std. Err.		Marg. Eff.	Coef.	Std. Err.		Marg. Eff.
Age	0.13	0.04	***	.008	0.13	0.03	***	0.008
Age2 / 1000	-1.45	0.38	***	-.084	-1.43	0.38	***	-0.083
Young children	-0.17	0.10	*	-.009	-0.18	0.10	*	-0.009
No. of children < 18	-0.11	0.04	***	-.006	-0.11	0.04	***	-0.006
Urban	0.38	0.10	***	.022	0.38	0.10	***	0.022
Religiosity (church attendance)								
binary:								
at least once a week	-0.54	0.08	***	-.042				
detailed categories:§								
once a week					-0.07	0.09		-0.004
>= once a month					0.30	0.12	**	0.022
>= twice a year					0.42	0.14	***	0.035
>= once a year					0.64	0.14	***	0.066
once a year					0.68	0.18	***	0.074
never					0.74	0.15	***	0.081
Education §§								
Some 2nd level, no exams	-0.15	0.13		-.008	-0.15	0.13		-0.008
Group, Inter. and Junior Cert.	-0.01	0.11		-.001	-0.01	0.11		-0.001
Leaving Cert./Matric	-0.27	0.12	**	-.014	-0.25	0.12	**	-0.013
Diploma from University	-0.35	0.17	**	-.015	-0.34	0.17	**	-0.015
Primary Degree	-0.32	0.20		-.014	-0.33	0.20	*	-0.014
Higher degree	-0.31	0.21		-.014	-0.32	0.22		-0.014
Constant	-3.48	0.78	***		-3.93	0.80	***	
No. obs		15,682				15,682		
Pseudo-R2		0.173				0.181		

Controls also include regions. Level of significance: \*=10%, \*\*=5%, \*\*\*=1%.

§ Omitted variable: >once a week

§§ Omitted variable: no or primary educ.

## Table 2: Descriptive Statistics: Married Women

Pre-divorce legalization Post	Living in Ireland Surveys								Household Budget Surveys			
	1994 & 1995 until 25/11				1994				1994			
	1996 - 2001				1999				1999			
	Religious*		Non religious		Religious*		Non religious		Religious**		Non religious	
	pre #	post	pre	post	pre #	post	pre	post	pre ##	post	pre	post
Age	42.8	44.8	38.1	41.3	42.5	45.3	38.0	42.3	41.4	42.2	36.9	38.2
Hours (incl. zeros)	11.7	12.6	13.9	16.4	11.7	12.6	13.9	15.5	9.0	12.9	10.6	15.1
Participation rate (%)	0.35	0.41	0.40	0.51	0.34	0.42	0.39	0.49	0.34	0.47	0.36	0.53
Increase in participation		0.06		0.11		0.08		0.10		0.13		0.17
<b>Crude diff-in-diff</b>				<b>0.05</b>				<b>0.02</b>				<b>0.03</b>
# of Children <18	1.8	1.7	1.7	1.8	1.8	1.7	1.7	1.8	2.2	2.0	2.0	1.7
Pre School Child (%)	0.21	0.16	0.30	0.23	0.22	0.14	0.32	0.19	0.30	0.30	0.43	0.36
Urban (%)	0.44	0.41	0.70	0.68	0.45	0.40	0.71	0.68	0.55	0.38	0.73	0.64
Primary educ. (%)	16.7	13.8	16.8	15.7	16.9	12.7	16.8	18.3	20.1	12.0	24.8	13.0
Lower sec. educ (%)	37.9	36.9	36.4	36.9	38.2	35.9	35.4	38.4	31.7	30.1	31.3	30.3
High sec. educ (%)	34.1	36.3	30.6	29.6	33.6	36.9	30.7	27.8	41.3	45.8	34.8	41.4
University degree (%)	11.2	13.1	16.2	17.9	11.2	14.6	17.1	15.6	6.9	12.1	9.1	15.4
N	2,420	4,757	764	1,876	1,264	597	381	263	2171	1936	1324	1339

\* Wife attends church at least once a week

\*\* Household gives some positive donation to the church

Table 3: Difference-in-Difference Estimates: Female Labour Supply

Treatment:		1#	1	2	3	1	2	3
Pre	Post	Participation (coefficient)				Participation (marginal effect)		
1994 - 24/11/1995	24/11/1995 - 2001	.07 *** (0.02)	.37 *** (0.12)	.20 *** (0.06)	4.54 *** (1.22)	.09 *** (0.03)	.05 *** (0.02)	1.09 *** (0.29)
1994 - 24/11/1995	1997 - 2001	.08 *** (0.02)	.41 *** (0.12)	.21 *** (0.06)	4.62 *** (1.14)	.10 *** (0.03)	.05 *** (0.02)	1.10 *** (0.27)
1994 - 24/11/1995	1998 - 2001	.08 *** (0.03)	.41 *** (0.12)	.21 *** (0.07)	4.30 *** (1.10)	.10 *** (0.03)	.05 *** (0.02)	1.03 *** (0.26)
1994 - 24/11/1995	1997 - 2001 @	.08 *** (0.03)	.41 *** (0.13)	.22 *** (0.07)	4.95 *** (1.13)	.10 *** (0.03)	.05 *** (0.02)	1.16 *** (0.27)
1998 - 99	2000 - 2001	.00 (0.02)	.02 (0.12)	.01 (0.06)	-1.22 (1.11)	.00 (0.03)	.00 (0.02)	-.29 (0.26)
1998 - 99	2000 - 2001 @	.05 (0.03)	.20 (0.16)	.11 (0.09)	1.60 (1.13)	.05 (0.04)	.03 (0.02)	.40 (0.28)
Range of R2 for the difference models:		0.14 to 0.18						
		Work hours (incl. zeros)			Work hours (excl. zeros)			
1994 - 24/11/1995	24/11/1995 - 2001	2.62 *** (0.91)	1.39 *** (0.47)	25.19 *** (5.96)	.35 (1.00)	-.10 (0.55)	8.27 (10.22)	
1994 - 24/11/1995	1997 - 2001	2.26 ** (0.89)	1.15 ** (0.46)	25.01 *** (5.92)	-1.25 (0.92)	-.71 (0.52)	3.26 (10.45)	
1994 - 24/11/1995	1998 - 2001	2.23 ** (0.90)	1.11 ** (0.47)	25.51 *** (5.97)	-1.47 (0.92)	-.90 * (0.51)	6.30 (11.09)	
1994 - 24/11/1995	1997 - 2001 @	2.39 ** (0.95)	1.34 *** (0.51)	26.21 *** (6.03)	-.85 (1.02)	-.36 (0.59)	.83 (10.37)	
1998 - 99	2000 - 2001	.63 (0.94)	.39 (0.50)	-2.64 (6.84)	1.59 (1.20)	.98 (0.67)	10.55 (11.50)	
1998 - 99	2000 - 2001 @	.98 (1.18)	.55 (0.61)	4.75 (7.82)	-1.37 (1.33)	-.97 (0.74)	-12.98 (10.53)	
Range of R2 for the difference models:		0.15 to 0.17			0.06 to 0.08			

Standard errors in brackets. Level of significance: \*=10%, \*\*=5%, \*\*\*=1%. The participation model is estimated by logit, except first column indicated by # with coefficients from a linear probability model

@ excluding the refreshment sample for 2000-2001

Treatment:

1: religiosity dummy =1 if wife's church attendance is high (at least once a week)

2: continuous religiosity variable based on wife's church attendance

3: continuous risk of marital breakdown

Table 4: D-in-D Estimates with Propensity Score Reweighting: Female Labour Supply

Pre	Post	Participation			Hours (incl. zeros)		
		Post x controls interactions	Reweighted	Reweighted & interactions	Post x controls interactions	Reweighted	Reweighted & interactions
1994 - 24/11/1995	24/11/1995 - 2001	.37 *** (0.12)	.45 *** (0.14)	.44 *** (0.14)	2.62 *** (0.91)	3.88 *** (1.23)	3.84 *** (1.21)
1994 - 24/11/1995	1997 - 2001	.41 *** (0.12)	.45 *** (0.13)	.45 *** (0.13)	2.26 ** (0.89)	2.99 *** (1.15)	2.93 *** (1.14)
1994 - 24/11/1995	1998 - 2001	.41 *** (0.12)	.48 *** (0.13)	.48 *** (0.13)	2.23 ** (0.90)	3.00 *** (1.15)	2.97 *** (1.15)
1994 - 24/11/1995	1997 - 2001 @	.41 *** (0.13)	.46 *** (0.14)	.46 *** (0.14)	2.39 ** (0.95)	3.25 *** (1.26)	3.20 *** (1.23)
1998 - 99	2000 - 2001	.02 (0.12)	.19 (0.16)	.18 (0.16)	.63 (0.94)	.14 (1.44)	.11 (1.45)
1998 - 99	2000 - 2001 @	.20 (0.16)	.27 (0.17)	.25 (0.17)	.98 (1.18)	1.11 (1.47)	1.08 (1.45)

Standard errors in brackets. Level of significance: \*=10%, \*\*=5%, \*\*\*=1%.

Treatment = 1 if wife's church attendance is high (at least once a week)

@ excluding the refreshment sample for 2000-2001

Table 5: Fixed-effects Estimates: Female Work Hours (incl. zeros)

Pre	Post	DD, reweighted & interactions	FE	FE, interactions	FE, reweighted	FE, reweighted & interactions
1994 - 24/11/1995	24/11/1995 - 2001	3.84 *** (1.21)	1.35 *** (0.41)	1.44 *** (0.42)	1.90 *** (0.57)	1.97 *** (0.58)
1994 - 24/11/1995	1997 - 2001	2.93 *** (1.14)	1.30 *** (0.43)	1.35 *** (0.44)	1.33 ** (0.63)	1.38 ** (0.64)
1994 - 24/11/1995	1998 - 2001	2.97 *** (1.15)	1.33 *** (0.47)	1.42 *** (0.48)	1.31 * (0.67)	1.40 ** (0.69)
1994 - 24/11/1995	1997 - 2001 @	3.20 *** (1.23)	1.34 *** (0.45)	1.39 *** (0.46)	1.36 ** (0.64)	1.41 ** (0.65)
1998 - 99	2000 - 2001	.11 (1.45)	.94 (0.64)	1.07 (0.66)	.67 (0.83)	.61 (0.86)
1998 - 99	2000 - 2001 @	1.08 (1.45)	1.04 (0.70)	1.19 (0.72)	1.36 (0.88)	1.41 (0.91)

Std. errors in brackets. Level of significance: \*=10%, \*\*=5%, \*\*\*=1%. DD: difference in difference on pooled data. FE: fixed-effects estimations. Treatment = 1 if wife's church attendance is high (at least once a week).

@ excluding the refreshment sample for 2000-2001



Table 6: Comparison: Household Budget Survey and Living in Ireland Survey

Margin \ Treatment (Data)	A	B	C
	(HBS)	(HBS)	(LII)
Participation	10.75 * (5.49)	2.47 * (1.35)	.18 * (0.09)
Hours (incl. zeros)	75.54 ** (33.02)	17.07 ** (7.99)	1.07 ** (0.54)
Hours (excl. zeros)	40.54 (52.31)	11.14 (12.70)	.27 (0.84)

*Pre: year 1994, Post: year 1999. Std. errors in brackets. Level of significance: \*=10%, \*\*=5%, \*\*\*=1%. Treatment (continuous var. for non- religiosity):*  
*A: 1 / exp(relative church donation)*  
*B: 1 - (relative church donation)*  
*C: wife's church attendance (scale 1-7, with 1 = very religious)*  
*Note: in HBS, relative donation expressed in % of disposable income (hence measures A and B are in a [0-1] range, with 0= very religious)*

Table 7: Additional Results

		Men's Hours (incl. zeros)			Weekly childcare # (FE, reweighting & interaction)	
		DD, reweighting & interaction	FE, interaction	FE, reweighting & interaction	Women	Men
Pre	Post					
1994 - 24/11/1995	24/11/1995 - 2001	1.62 (1.12)	.40 (0.49)	.92 (0.57)	1.54 (1.99)	-.03 (0.78)
1994 - 24/11/1995	1997 - 2001	2.03 * (1.04)	.97 * (0.52)	1.36 ** (0.58)	.81 (2.03)	-.41 (0.90)
1994 - 24/11/1995	1998 - 2001	2.14 ** (1.06)	.86 (0.57)	1.30 ** (0.60)	.66 (2.21)	-1.53 (0.94)
1994 - 24/11/1995	1997 - 2001 @	1.62 (1.10)	.83 (0.55)	1.28 ** (0.60)	1.00 (2.06)	-.46 (0.91)
1998 - 99	2000 - 2001	2.40 * (1.29)	2.27 *** (0.74)	1.95 ** (0.82)	2.80 (2.81)	.33 (1.99)
1998 - 99	2000 - 2001 @	1.87 (1.40)	2.07 ** (0.83)	1.74 * (0.90)	1.00 (2.95)	-.46 (2.17)

*Std. errors in brackets. Level of significance: \*=10%, \*\*=5%, \*\*\*=1%. DD: difference in difference on pooled data. FE: fixed-effects estimations. Treatment = 1 if church attendance is high (at least once a week). # = estimation on households with children only.*

*@ excluding the refreshment sample for 2000-2001*

Year	Number	Title/Author(s) ESRI Authors/Co-authors <i>Italicised</i>
<b>2010</b>		
	345	A Statistical Profiling Model of Long-Term Unemployment Risk in Ireland <i>Philip J. O'Connell, Seamus McGuinness, Elish Kelly</i>
	344	The Economic Crisis, Public Sector Pay, and the Income Distribution <i>Tim Callan, Brian Nolan (UCD) and John Walsh</i>
	343	Estimating the Impact of Access Conditions on Service Quality in Post <i>Gregory Swinand, Conor O'Toole and Seán Lyons</i>
	342	The Impact of Climate Policy on Private Car Ownership in Ireland <i>Hugh Hennessy and Richard S.J. Tol</i>
	341	National Determinants of Vegetarianism <i>Eimear Leahy, Seán Lyons and Richard S.J. Tol</i>
	340	An Estimate of the Number of Vegetarians in the World <i>Eimear Leahy, Seán Lyons and Richard S.J. Tol</i>
	339	International Migration in Ireland, 2009 <i>Philip J O'Connell and Corona Joyce</i>
	338	The Euro Through the Looking-Glass: Perceived Inflation Following the 2002 Currency Changeover <i>Pete Lunn and David Duffy</i>
	337	Returning to the Question of a Wage Premium for Returning Migrants <i>Alan Barrett and Jean Goggin</i>
<b>2009</b>	336	What Determines the Location Choice of Multinational Firms in the ICT Sector? <i>Iulia Siedschlag, Xiaoheng Zhang, Donal Smith</i>
	335	Cost-benefit analysis of the introduction of weight-based charges for domestic waste – West Cork's experience <i>Sue Scott and Dorothy Watson</i>

- 334 The Likely Economic Impact of Increasing Investment in Wind on the Island of Ireland  
*Conor Devitt, Seán Diffney, John Fitz Gerald, Seán Lyons and Laura Malaguzzi Valeri*
- 333 Estimating Historical Landfill Quantities to Predict Methane Emissions  
*Seán Lyons, Liam Murphy and Richard S.J. Tol*
- 332 International Climate Policy and Regional Welfare Weights  
*Daiju Narita, Richard S. J. Tol, and David Anthoff*
- 331 A Hedonic Analysis of the Value of Parks and Green Spaces in the Dublin Area  
*Karen Mayor, Seán Lyons, David Duffy and Richard S.J. Tol*
- 330 Measuring International Technology Spillovers and Progress Towards the European Research Area  
*Iulia Siedschlag*
- 329 Climate Policy and Corporate Behaviour  
*Nicola Commins, Seán Lyons, Marc Schiffbauer, and Richard S.J. Tol*
- 328 The Association Between Income Inequality and Mental Health: Social Cohesion or Social Infrastructure  
*Richard Layte and Bertrand Maitre*
- 327 A Computational Theory of Exchange: Willingness to pay, willingness to accept and the endowment effect  
*Pete Lunn and Mary Lunn*
- 326 Fiscal Policy for Recovery  
*John Fitz Gerald*
- 325 The EU 20/20/2020 Targets: An Overview of the EMF22 Assessment  
*Christoph Böhringer, Thomas F. Rutherford, and Richard S.J. Tol*
- 324 Counting Only the Hits? The Risk of Underestimating the Costs of Stringent Climate Policy  
*Massimo Tavoni, Richard S.J. Tol*

- 323 International Cooperation on Climate Change  
Adaptation from an Economic Perspective  
Kelly C. de Bruin, Rob B. Dellink and *Richard S.J. Tol*
- 322 What Role for Property Taxes in Ireland?  
*T. Callan, C. Keane and J.R. Walsh*
- 321 The Public-Private Sector Pay Gap in Ireland: What  
Lies Beneath?  
*Elish Kelly, Seamus McGuinness, Philip O'Connell*
- 320 A Code of Practice for Grocery Goods Undertakings  
and An Ombudsman: How to Do a Lot of Harm by  
Trying to Do a Little Good  
*Paul K Gorecki*
- 319 Negative Equity in the Irish Housing Market  
*David Duffy*
- 318 Estimating the Impact of Immigration on Wages in  
Ireland  
*Alan Barrett, Adele Bergin and Elish Kelly*
- 317 Assessing the Impact of Wage Bargaining and  
Worker Preferences on the Gender Pay Gap in  
Ireland Using the National Employment Survey 2003  
*Seamus McGuinness, Elish Kelly, Philip O'Connell,  
Tim Callan*
- 316 Mismatch in the Graduate Labour Market Among  
Immigrants and Second-Generation Ethnic Minority  
Groups  
*Delma Byrne and Seamus McGuinness*
- 315 Managing Housing Bubbles in Regional Economies  
under  
EMU: Ireland and Spain  
*Thomas Conefrey and John Fitz Gerald*
- 314 Job Mismatches and Labour Market Outcomes  
Kostas Mavromaras, *Seamus McGuinness*, Nigel  
O'Leary, Peter Sloane and Yin King Fok
- 313 Immigrants and Employer-provided Training  
*Alan Barrett, Séamus McGuinness, Martin O'Brien  
and Philip O'Connell*

- 312 Did the Celtic Tiger Decrease Socio-Economic Differentials in Perinatal Mortality in Ireland?  
*Richard Layte and Barbara Clyne*
- 311 Exploring International Differences in Rates of Return to Education: Evidence from EU SILC  
Maria A. Davia, *Seamus McGuinness* and *Philip, J. O'Connell*
- 310 Car Ownership and Mode of Transport to Work in Ireland  
*Nicola Commins and Anne Nolan*
- 309 Recent Trends in the Caesarean Section Rate in Ireland 1999-2006  
*Aoife Brick and Richard Layte*
- 308 Price Inflation and Income Distribution  
*Anne Jennings, Seán Lyons and Richard S.J. Tol*
- 307 Overskilling Dynamics and Education Pathways  
Kostas Mavromaras, *Seamus McGuinness*, Yin King Fok
- 306 What Determines the Attractiveness of the European Union to the Location of R&D Multinational Firms?  
*Iulia Siedschlag, Donal Smith, Camelia Turcu, Xiaoheng Zhang*
- 305 Do Foreign Mergers and Acquisitions Boost Firm Productivity?  
*Marc Schiffbauer, Iulia Siedschlag, Frances Ruane*
- 304 Inclusion or Diversion in Higher Education in the Republic of Ireland?  
*Delma Byrne*
- 303 Welfare Regime and Social Class Variation in Poverty and Economic Vulnerability in Europe: An Analysis of EU-SILC  
Christopher T. Whelan and *Bertrand Maître*
- 302 Understanding the Socio-Economic Distribution and Consequences of Patterns of Multiple Deprivation: An Application of Self-Organising Maps  
Christopher T. Whelan, Mario Lucchini, Maurizio Pisati and *Bertrand Maître*

- 301 Estimating the Impact of Metro North  
*Edgar Morgenroth*
- 300 Explaining Structural Change in Cardiovascular Mortality in Ireland 1995-2005: A Time Series Analysis  
*Richard Layte, Sinead O'Hara and Kathleen Bennett*
- 299 EU Climate Change Policy 2013-2020: Using the Clean Development Mechanism More Effectively  
*Paul K Gorecki, Seán Lyons and Richard S.J. Tol*
- 298 Irish Public Capital Spending in a Recession  
*Edgar Morgenroth*
- 297 Exporting and Ownership Contributions to Irish Manufacturing Productivity Growth  
*Anne Marie Gleeson, Frances Ruane*
- 296 Eligibility for Free Primary Care and Avoidable Hospitalisations in Ireland  
*Anne Nolan*
- 295 Managing Household Waste in Ireland: Behavioural Parameters and Policy Options  
*John Curtis, Seán Lyons and Abigail O'Callaghan-Platt*
- 294 Labour Market Mismatch Among UK Graduates; An Analysis Using REFLEX Data  
*Seamus McGuinness and Peter J. Sloane*
- 293 Towards Regional Environmental Accounts for Ireland  
*Richard S.J. Tol , Nicola Commins, Niamh Crilly, Sean Lyons and Edgar Morgenroth*
- 292 EU Climate Change Policy 2013-2020: Thoughts on Property Rights and Market Choices  
*Paul K. Gorecki, Sean Lyons and Richard S.J. Tol*
- 291 Measuring House Price Change  
*David Duffy*
- 290 Intra-and Extra-Union Flexibility in Meeting the European Union's Emission Reduction Targets  
*Richard S.J. Tol*

- 289            The Determinants and Effects of Training at Work:  
Bringing the Workplace Back In  
*Philip J. O'Connell and Delma Byrne*
- 288            Climate Feedbacks on the Terrestrial Biosphere and  
the Economics of Climate Policy: An Application of  
*FUND*  
*Richard S.J. Tol*
- 287            The Behaviour of the Irish Economy: Insights from  
the HERMES macro-economic model  
*Adele Bergin, Thomas Conefrey, John FitzGerald*  
*and Ide Kearney*
- 286            Mapping Patterns of Multiple Deprivation Using  
Self-Organising Maps: An Application to EU-SILC  
Data for Ireland  
*Maurizio Pisati, Christopher T. Whelan, Mario*  
*Lucchini and Bertrand Maitre*
- 285            The Feasibility of Low Concentration Targets:  
An Application of FUND  
*Richard S.J. Tol*
- 284            Policy Options to Reduce Ireland's GHG Emissions  
Instrument choice: the pros and cons of alternative  
policy instruments  
*Thomas Legge and Sue Scott*
- 283            Accounting for Taste: An Examination of  
Socioeconomic Gradients in Attendance at Arts  
Events  
*Pete Lunn and Elish Kelly*
- 282            The Economic Impact of Ocean Acidification on  
Coral Reefs  
*Luke M. Brander, Katrin Rehdanz, Richard S.J. Tol,*  
*and Pieter J.H. van Beukering*
- 281            Assessing the impact of biodiversity on tourism  
flows: A model for tourist behaviour and its policy  
implications  
*Giulia Macagno, Maria Loureiro, Paulo A.L.D. Nunes*  
*and Richard S.J. Tol*
- 280            Advertising to boost energy efficiency: the Power of  
One campaign and natural gas consumption

*Seán Diffney, Seán Lyons and Laura Malaguzzi  
Valeri*

- 279 International Transmission of Business Cycles  
Between Ireland and its Trading Partners  
*Jean Goggin and Iulia Siedschlag*
- 278 Optimal Global Dynamic Carbon Taxation  
*David Anthoff*
- 277 Energy Use and Appliance Ownership in Ireland  
*Eimear Leahy and Seán Lyons*
- 276 Discounting for Climate Change  
*David Anthoff, Richard S.J. Tol and Gary W. Yohe*
- 275 Projecting the Future Numbers of Migrant Workers  
in the Health and Social Care Sectors in Ireland  
*Alan Barrett and Anna Rust*
- 274 Economic Costs of Extratropical Storms under  
Climate Change: An application of FUND  
*Daiju Narita, Richard S.J. Tol, David Anthoff*
- 273 The Macro-Economic Impact of Changing the Rate  
of Corporation Tax  
*Thomas Conefrey and John D. Fitz Gerald*
- 272 The Games We Used to Play  
An Application of Survival Analysis to the Sporting  
Life-course  
*Pete Lunn*
- 2008**
- 271 Exploring the Economic Geography of Ireland  
*Edgar Morgenroth*
- 270 Benchmarking, Social Partnership and Higher  
Remuneration: Wage Settling Institutions and the  
Public-Private Sector Wage Gap in Ireland  
*Elish Kelly, Seamus McGuinness, Philip O'Connell*
- 269 A Dynamic Analysis of Household Car Ownership in  
Ireland  
*Anne Nolan*
- 268 The Determinants of Mode of Transport to Work in  
the Greater Dublin Area



*Nicola Commins and Anne Nolan*

- 267 Resonances from *Economic Development* for  
Current Economic Policymaking  
*Frances Ruane*
- 266 The Impact of Wage Bargaining Regime on Firm-  
Level Competitiveness and Wage Inequality: The  
Case of Ireland  
*Seamus McGuinness, Elish Kelly and Philip O'Connell*
- 265 Poverty in Ireland in Comparative European  
Perspective  
*Christopher T. Whelan and Bertrand Maître*
- 264 A Hedonic Analysis of the Value of Rail Transport in  
the Greater Dublin Area  
  
*Karen Mayor, Seán Lyons, David Duffy and Richard  
S.J. Tol*
- 263 Comparing Poverty Indicators in an Enlarged EU  
*Christopher T. Whelan and Bertrand Maître*
- 262 Fuel Poverty in Ireland: Extent,  
Affected Groups and Policy Issues  
*Sue Scott, Seán Lyons, Claire Keane, Donal  
McCarthy and Richard S.J. Tol*
- 261 The Misperception of Inflation by Irish Consumers  
*David Duffy and Pete Lunn*
- 260 The Direct Impact of Climate Change on Regional  
Labour Productivity  
Tord Kjellstrom, R Sari Kovats, Simon J. Lloyd, Tom  
Holt, *Richard S.J. Tol*
- 259 Damage Costs of Climate Change through  
Intensification of Tropical Cyclone Activities:  
An Application of FUND  
*Daiju Narita, Richard S. J. Tol and David Anthoff*
- 258 Are Over-educated People Insiders or Outsiders?  
A Case of Job Search Methods and Over-education  
in UK  
*Aleksander Kucel, Delma Byrne*
- 257 Metrics for Aggregating the Climate Effect of

- Different Emissions: A Unifying Framework  
*Richard S.J. Tol*, Terje K. Berntsen, Brian C. O'Neill,  
Jan S. Fuglestedt, Keith P. Shine, Yves Balkanski  
and Laszlo Makra
- 256 Intra-Union Flexibility of Non-ETS Emission  
Reduction Obligations in the European Union  
*Richard S.J. Tol*
- 255 The Economic Impact of Climate Change  
*Richard S.J. Tol*
- 254 Measuring International Inequity Aversion  
*Richard S.J. Tol*
- 253 Using a Census to Assess the Reliability of a  
National Household Survey for Migration Research:  
The Case of Ireland  
*Alan Barrett and Elish Kelly*
- 252 Risk Aversion, Time Preference, and the Social Cost  
of Carbon  
*David Anthoff, Richard S.J. Tol* and Gary W. Yohe
- 251 The Impact of a Carbon Tax on Economic Growth  
and Carbon Dioxide Emissions in Ireland  
*Thomas Conefrey, John D. Fitz Gerald, Laura  
Malaguzzi Valeri and Richard S.J. Tol*
- 250 The Distributional Implications of a Carbon Tax in  
Ireland  
*Tim Callan, Sean Lyons, Susan Scott, Richard S.J.  
Tol* and Stefano Verde
- 249 Measuring Material Deprivation in the Enlarged EU  
*Christopher T. Whelan, Brian Nolan and Bertrand  
Maitre*
- 248 Marginal Abatement Costs on Carbon-Dioxide  
Emissions: A Meta-Analysis  
Onno Kuik, Luke Brander and *Richard S.J. Tol*
- 247 Incorporating GHG Emission Costs in the Economic  
Appraisal of Projects Supported by State  
Development Agencies  
*Richard S.J. Tol* and *Seán Lyons*
- 246 A Carton Tax for Ireland

*Richard S.J. Tol, Tim Callan, Thomas Conefrey, John D. Fitz Gerald, Seán Lyons, Laura Malaguzzi Valeri and Susan Scott*

- 245      Non-cash Benefits and the Distribution of Economic Welfare  
*Tim Callan and Claire Keane*
  
- 244      Scenarios of Carbon Dioxide Emissions from Aviation  
*Karen Mayor and Richard S.J. Tol*
  
- 243      The Effect of the Euro on Export Patterns: Empirical Evidence from Industry Data  
*Gavin Murphy and Iulia Siedschlag*
  
- 242      The Economic Returns to Field of Study and Competencies Among Higher Education Graduates in Ireland  
*Elish Kelly, Philip O'Connell and Emer Smyth*
  
- 241      European Climate Policy and Aviation Emissions  
*Karen Mayor and Richard S.J. Tol*
  
- 240      Aviation and the Environment in the Context of the EU-US Open Skies Agreement  
*Karen Mayor and Richard S.J. Tol*
  
- 239      Yuppie Kvetch? Work-life Conflict and Social Class in Western Europe  
*Frances McGinnity and Emma Calvert*
  
- 238      Immigrants and Welfare Programmes: Exploring the Interactions between Immigrant Characteristics, Immigrant Welfare Dependence and Welfare Policy  
*Alan Barrett and Yvonne McCarthy*
  
- 237      How Local is Hospital Treatment? An Exploratory Analysis of Public/Private Variation in Location of Treatment in Irish Acute Public Hospitals  
*Jacqueline O'Reilly and Miriam M. Wiley*
  
- 236      The Immigrant Earnings Disadvantage Across the Earnings and Skills Distributions: The Case of Immigrants from the EU's New Member States in Ireland  
*Alan Barrett, Seamus McGuinness and Martin O'Brien*

- 235 Europeanisation of Inequality and European Reference Groups  
*Christopher T. Whelan and Bertrand Maître*
- 234 Managing Capital Flows: Experiences from Central and Eastern Europe  
*Jürgen von Hagen and Iulia Siedschlag*
- 233 ICT Diffusion, Innovation Systems, Globalisation and Regional Economic Dynamics: Theory and Empirical Evidence  
*Charlie Karlsson, Gunther Maier, Michaela Trippl, Iulia Siedschlag, Robert Owen and Gavin Murphy*
- 232 Welfare and Competition Effects of Electricity Interconnection between Great Britain and Ireland  
*Laura Malaguzzi Valeri*
- 231 Is FDI into China Crowding Out the FDI into the European Union?  
*Laura Resmini and Iulia Siedschlag*
- 230 Estimating the Economic Cost of Disability in Ireland  
*John Cullinan, Brenda Gannon and Seán Lyons*
- 229 Controlling the Cost of Controlling the Climate: The Irish Government's Climate Change Strategy  
*Colm McCarthy, Sue Scott*
- 228 The Impact of Climate Change on the Balanced-Growth-Equivalent: An Application of *FUND*  
*David Anthoff, Richard S.J. Tol*
- 227 Changing Returns to Education During a Boom? The Case of Ireland  
*Seamus McGuinness, Frances McGinnity, Philip O'Connell*
- 226 'New' and 'Old' Social Risks: Life Cycle and Social Class Perspectives on Social Exclusion in Ireland  
*Christopher T. Whelan and Bertrand Maître*
- 225 The Climate Preferences of Irish Tourists by Purpose of Travel  
*Seán Lyons, Karen Mayor and Richard S.J. Tol*
- 224 A Hirsch Measure for the Quality of Research

		Supervision, and an Illustration with Trade Economists <i>Frances P. Ruane and Richard S.J. Tol</i>
	223	Environmental Accounts for the Republic of Ireland: 1990-2005 <i>Seán Lyons, Karen Mayor and Richard S.J. Tol</i>
<b>2007</b>	222	Assessing Vulnerability of Selected Sectors under Environmental Tax Reform: The issue of pricing power <i>J. Fitz Gerald, M. Keeney and S. Scott</i>
	221	Climate Policy Versus Development Aid <i>Richard S.J. Tol</i>
	220	Exports and Productivity – Comparable Evidence for 14 Countries <i>The International Study Group on Exports and Productivity</i>
	219	Energy-Using Appliances and Energy-Saving Features: Determinants of Ownership in Ireland Joe O'Doherty, <i>Seán Lyons</i> and <i>Richard S.J. Tol</i>
	218	The Public/Private Mix in Irish Acute Public Hospitals: Trends and Implications <i>Jacqueline O'Reilly</i> and <i>Miriam M. Wiley</i>
	217	Regret About the Timing of First Sexual Intercourse: The Role of Age and Context <i>Richard Layte</i> , Hannah McGee
	216	Determinants of Water Connection Type and Ownership of Water-Using Appliances in Ireland Joe O'Doherty, <i>Seán Lyons</i> and <i>Richard S.J. Tol</i>
	215	Unemployment – Stage or Stigma? Being Unemployed During an Economic Boom <i>Emer Smyth</i>
	214	The Value of Lost Load <i>Richard S.J. Tol</i>
	213	Adolescents' Educational Attainment and School Experiences in Contemporary Ireland <i>Merike Darmody, Selina McCoy, Emer Smyth</i>

- 212      Acting Up or Opting Out? Truancy in Irish  
Secondary Schools  
*Merike Darmody, Emer Smyth and Selina McCoy*
- 211      Where do MNEs Expand Production: Location  
Choices of the Pharmaceutical Industry in Europe  
after 1992  
*Frances P. Ruane, Xiaoheng Zhang*
- 210      Holiday Destinations: Understanding the Travel  
Choices of Irish Tourists  
*Seán Lyons, Karen Mayor and Richard S.J. Tol*
- 209      The Effectiveness of Competition Policy and the  
Price-Cost Margin: Evidence from Panel Data  
Patrick McCloughan, *Seán Lyons* and William Batt
- 208      Tax Structure and Female Labour Market  
Participation: Evidence from Ireland  
*Tim Callan, A. Van Soest, J.R. Walsh*