

Legge, Thomas; Scott, Sue

Working Paper

Policy options to reduce Ireland's GHG emissions.
Instrument choice: the pros and cons of alternative policy instruments

ESRI Working Paper, No. 284

Provided in Cooperation with:

The Economic and Social Research Institute (ESRI), Dublin

Suggested Citation: Legge, Thomas; Scott, Sue (2009) : Policy options to reduce Ireland's GHG emissions. Instrument choice: the pros and cons of alternative policy instruments, ESRI Working Paper, No. 284, The Economic and Social Research Institute (ESRI), Dublin

This Version is available at:

<https://hdl.handle.net/10419/50149>

Standard-Nutzungsbedingungen:

Die Dokumente auf EconStor dürfen zu eigenen wissenschaftlichen Zwecken und zum Privatgebrauch gespeichert und kopiert werden.

Sie dürfen die Dokumente nicht für öffentliche oder kommerzielle Zwecke vervielfältigen, öffentlich ausstellen, öffentlich zugänglich machen, vertreiben oder anderweitig nutzen.

Sofern die Verfasser die Dokumente unter Open-Content-Lizenzen (insbesondere CC-Lizenzen) zur Verfügung gestellt haben sollten, gelten abweichend von diesen Nutzungsbedingungen die in der dort genannten Lizenz gewährten Nutzungsrechte.

Terms of use:

Documents in EconStor may be saved and copied for your personal and scholarly purposes.

You are not to copy documents for public or commercial purposes, to exhibit the documents publicly, to make them publicly available on the internet, or to distribute or otherwise use the documents in public.

If the documents have been made available under an Open Content Licence (especially Creative Commons Licences), you may exercise further usage rights as specified in the indicated licence.

Policy Options to Reduce Ireland's GHG Emissions

Instrument choice: the pros and cons of alternative policy instruments

Thomas Legge* and Sue Scott

Corresponding Author: sue.scott@esri.ie

* German Marshall Fund of the United States, Washington, D.C. and previously Comhar – Sustainable Development Council, Ireland.

ESRI working papers represent un-refereed work-in-progress by members who are solely responsible for the content and any views expressed therein. Any comments on these papers will be welcome and should be sent to the author(s) by email. Papers may be downloaded for personal use only.

Contents

1	Introduction.....	3
2	Trends, policy and principles	5
2.1	Climate policy in Ireland to date.....	6
2.2	Underlying principles for the next phase of Irish climate policy.....	8
3	A survey of climate policy options available to Ireland	13
3.1	Legislative instruments	14
3.2	Market- and incentive-based instruments	19
3.3	Standards and regulations	34
3.4	Subsidies	40
3.5	Research and development policy	42
4	An optimal approach for Ireland.....	45
	Annex 1: Annualised emission reductions.....	50
	Annex 2: Carbon taxes at rates ranging from €5 to €30 per tonne CO ₂	51
	References.....	52

1 Introduction

The resolving scientific consensus about the causes and implications of climate change presents a policy challenge to governments: how to decarbonise economies and adapt them to avoid the worst effects of climate change in an efficient, or at least cost-effective, manner. Following internationally accepted principles articulated in the 1992 UN Framework Convention on Climate Change, industrialised countries are expected to take the earliest action, for which the targets of the 1997 Kyoto Protocol – which expire in 2012 – are seen as a first contribution.¹ In December 2007, at a UN conference in Bali, Indonesia, the international community began negotiations towards a new global climate agreement to deal with the post-2012 period. There are high expectations that an ambitious agreement will be reached at the follow-up UN conference in Copenhagen in December 2009. This optimism is partly due to the election of Barack Obama as president of the United States, who campaigned on a promise to reduce US greenhouse gas emissions to 1990 levels by 2020 and by a further 80 percent by 2050.² This offers the possibility of a renewed engagement by the United States in the international climate regime. Meanwhile the European Council – the regular summit of EU heads of state and government – finalised a unilateral commitment in December 2008 to reduce overall EU emissions by 20 percent below 1990 levels by 2020; the European Union will extend this commitment to 30 percent in the event of a global deal with similar commitments by other major industrialised countries. This goal is also seen as a stage in the longer-term aim by developed countries to reduce their emissions collectively by 60-80 percent by 2050. The common EU position and the improved possibility of a renewed global response sends a signal to stakeholders in Ireland that the debate about climate change has turned from *whether* to act to *how* to act.³

The Irish Government faces the political challenge of contributing to this ambitious EU goal even though its own emissions have been rising since 1990, the baseline year of the Kyoto Protocol. Ireland may technically meet its commitments up to 2012 – set under an EU agreement at an increase of no more than 13 percent above 1990 levels – through the effects of the economic downturn and a mixture of limited domestic policies and measures and the possible purchase of additional permits via international trading. But the country will require more ambitious domestic policies and measures to contribute to the longer-term targets that the

¹ The UNFCCC was negotiated in 1992. The 1997 Kyoto Protocol is a subordinate treaty to the UNFCCC

² George W. Bush also campaigned with a pledge to regulate greenhouse gas emissions, although his subsequent jettisoning of this promise was one of the early acts of his Administration.

³ The European Commission launched a public consultation on the approach the European Union should take on the global post-2012 climate change agreement, following the Commission's Communication "Limiting Global Climate Change to 2° Celsius: The way ahead for 2020 and beyond".

European Union has set for the period to 2020, depending on the timing of the economic upturn, and certainly for the period beyond.

Climate change is a great and wide-ranging form of market failure (as described in the Stern Review: HM Treasury, 2006). The pricing of global resources (in this case the Earth's atmosphere) does not take appropriate account of the services they provide or their scarcity, and actors in the global economic system can make financial gains from activities that disregard the long-term collective interest of the planet. Such resources that are not naturally subject to anybody's control are prone to the "tragedy of the commons", a well-documented situation where free access and unrestricted demand leads to over-exploitation (Hardin, 1968). As with other kinds of market failure, climate change calls on governments to intervene with policies and measures that benefit society as a whole. Government intervention can correct for this market failure by providing an enabling framework, through legislation, incentives, and above all the predictability of forward planning.

Policy intervention is necessary to change Ireland's emissions trajectory. The costs of not intervening, as identified by many studies, are likely to be much higher than the costs of appropriate action. This article surveys some of the options available to the Irish government.

2 Trends, policy and principles

The overall trend in Ireland's greenhouse gas emissions has until recently been a fairly steady rise since 1990, the baseline year for most greenhouse gas emissions, the main exception being a significant but temporary drop in emissions in 2003 due to some industrial plant closures and the replacement of some oil with natural gas for electricity generation. Emissions in 2006 stood at 69.8 million tonnes of CO₂ equivalent (Mt CO₂e) and were 25.5 percent above 1990 baseline estimate (EPA 2008a). The most significant and sustained increase has been in the transport sector, where emissions have increased by at least 165 percent since 1990, due almost entirely to road transport. Emissions from the energy-industries sector (mainly electricity generation) in 2006 were 31.6 percent above 1990 levels: although these emissions had declined since 2001, the commissioning of new peat-fired electricity generating plant has affected levels. Emissions in the agriculture sector increased over the course of the 1990s but have recently declined as a result of a reduction in both livestock populations and fertiliser use. Emissions from the residential sector fell somewhat as households shifted from coal and peat to oil and natural gas, but this trend has been countered by recent increases in population and housing stock. Emissions from the industry sector, following increases to 2001, have stabilised somewhat in recent years.

Taking account of the downturn to date, Ireland may achieve its Kyoto target because of the exceptional economic circumstances. Attention must however turn to 2020 for which the targets have 2005 as their base year. Ireland's emissions in the non-ETS sector are subject to a target fall of 20 per cent on their 2005 level. For the ETS sector specifically, there are no national targets but the target for the EU's ETS sector overall is for a 21 per cent decline on 2005 levels. For the sake of argument, assuming a simple pro rata decline in Ireland's ETS emissions would thus require at least a 20 per cent cut in total emissions by Ireland by 2020. In quantity terms, this is a target of some 56 million tonnes of CO₂e in 2020, compared to the 69.9 million tonnes emitted in 2005.

Economic conditions make forecasting particularly difficult at present but, on the basis of plausible assumptions and current trends, emissions in 2020 could be somewhat similar to their 2005 level. This would mean that some 20 per cent reduction still has to be made on the 2020 figure compared to a 40 per cent cut based on pre-recession projections. This target is still very demanding. If, on foot of international co-operation, the European Union adopts the more ambitious 30 per cent cut, Ireland's 2020 target could drop further to some 48 million tonnes.

(DEHLG 2007, 18; CEC, 2008; Fitz Gerald et al, 2008, update on chapter 5). Policies other than the efficient one are not a sensible option.

The current international approach to estimating emissions calculates emissions that actually occur in the country in question. A country could consume large amounts of imported goods that are emissions-intensive in the making, and these would not be reflected in its accounts; meanwhile emissions from its cattle or its electricity production, though consumed abroad, are included. Guidelines for measuring emissions would be more consistent if either emissions due to consumption or emissions due to production were counted. Arguably, a more accounting methodology would measure consumption, insofar as the action of using the electricity or eating the meat is what drives the production that causes emissions. This would also avoid misreading emissions patterns due to the movement of dirty industries abroad – a phenomenon known as “carbon leakage”. If the emissions embodied in Ireland’s imports were calculated⁴ and included, and emissions embodied in exports were excluded, some 33 million tonnes of CO₂ were emitted in producing Ireland’s imports in 2005, while 11 million tonnes were emitted in Ireland in producing goods for consumption abroad. This casts Ireland’s performance in a truer but even less favourable light, and goes some way to explain the strong reduction in the emissions intensity of Ireland’s GDP. With emissions based on production, developing countries (which produce and export carbon) will find themselves asked to do proportionately more than their own carbon consumption dictates (Helm, 2008a; IEA2008).

2.1 Climate policy in Ireland to date

Irish emissions have until recently been increasing above Ireland’s international commitments and stated domestic policy goals. The present economic downturn, while affording a breathing space, risks masking the underlying trend. This failure is a result of an insufficiently clear strategy on climate change and a lack of a coordinated approach across different government departments and agencies since climate change rose to prominence as a national policy issue. The 2000 National Climate Change Strategy contained a number of measures that could have helped constrain Ireland’s greenhouse gas emissions but its most important component, the carbon tax, as well as specific measures like the conversion of the Moneypoint coal-fired electricity generating plant to natural-gas firing, were not implemented.⁵ In the meantime, major infrastructure programmes have been implemented without full consideration of their likely

⁴ For example, as calculated for Ireland in *The Medium Term Review 2008-2015* (Fitz Gerald *et al*, 2008). This is sometimes called ‘virtual’ or ‘embedded’ emissions. Figure 5.4 in the Review shows carbon dioxide emissions from Final Demand within Ireland, which includes imports.

⁵ Moneypoint was extensively refurbished to install sulphur scrubbers instead.

impact on emissions. For example, a network of motorways has been built to stimulate economic growth, but the lack of warranted investment in public transport and the absence of controls on urban sprawl have allowed these investments to drive up transport-related emissions (Morgenroth and Fitz Gerald, 2006). These are long-term investments whose true value for money might have been lower if the cost of their associated carbon emissions had been taken into account at the time of their appraisal. These investments are likely to lock transport in to its current pattern for decades or longer.

The manner in which policy is developed in Ireland helps to explain the historical failure to grapple with the challenge of climate change. Much national policy in Ireland is developed through consultative processes, particularly through the Social Partnership, a forum where representatives of Government, employers, trade unions, farming interests and other sectors negotiate wage agreements and other policy directions. The Social Partnership has been successful in aligning Ireland's economic and social policies while improving competitiveness and avoiding inflation and has been credited with leading the country out of the political, economic and social crises of the 1980s (O'Donnell 1998, 11). But until recently the Social Partnership paid scant attention to climate change and it has excluded environmental groups from the parties represented in the negotiations.⁶ The absence of this subject from the primary forum for policy agenda-setting may have relegated climate change to a subject of secondary importance. At the same time radical policy change in Ireland has been hostage to important sectoral interests. The failure of the government to introduce a carbon tax in 2004 was partly due to active lobbying by business groups and opposition from within the government itself: the then-minister for finance, Charlie McCreevy, said that the tax would bring minimal emission reductions at a high bureaucratic cost. In this he was supported by some trade unions, who said that a carbon tax would have a disproportionate effect on the poor. Although these claims were disputed at the time (by, among others, the then chairman of Sustainable Energy Ireland and by research from the Economic and Social Research Institute, which showed that the potentially regressive effect of a carbon tax could be offset by directing some of the revenues to social welfare), the lack of a champion from within the policymaking system undermined the case for the carbon tax.⁷ Another feature is the idiosyncratic electoral system in Ireland in which all politicians, including ministers, are elected by proportional representation in multi-seat

⁶ The current agreement, "Towards 2016", has a specific chapter on "environmental sustainability" (Government of Ireland 2006). The previous agreement, *Partnership 2000*, contained a few references to the environment, mainly in the context of agriculture. The concept of sustainable development appeared prominently in the 2006 strategy of the National Economic and Social Council, *Strategy 2006: People, Productivity and Purpose*.

⁷ "Government 'underestimated' effect of abandoned carbon tax", *Irish Times*, 29 November 2004; Scott & Eakins 2004

constituencies, making them particularly sensitive to sectional issues at the occasional expense of national priorities.

But such systemic explanations only go so far to explain why Ireland is not engaging in optimal policies to meet its national greenhouse gas emission commitments. Indeed, the successful national response via the Social Partnership to the economic and social crises of the 1980s suggests that with the same kind of understanding, political leadership and cross-sector participation, reducing greenhouse gas emissions could be attainable. It may also be helpful for policymakers that Ireland is bound by international climate-change commitments. In 2004, opponents of the carbon tax could plausibly argue that the Kyoto Protocol might fail; today, in contrast, “no action” is not a possible response to the challenge of climate change given that Ireland is obliged under EU and UN commitments to reduce its emissions or pay for equivalent emission permits on the international market, a potentially large capital outflow that could pose political difficulties of its own. The new commitment that environmental interests will be represented in the Social Partnership as well as the strengthened capacity of Comhar Sustainable Development Council (a multi-stakeholder forum that provides advice to government on environmental and other issues) can help to articulate the case for long-term climate action.

2.2 Underlying principles for the next phase of Irish climate policy

The next phase of Ireland’s response to climate change is currently being developed. The background to this response is an increased certainty about the urgency of climate change and the likelihood of new international cooperation within the framework of the UNFCCC (and propelled by a newly engaged United States). At the same time there is the strong possibility of a widespread and prolonged economic depression following the international financial crises of 2008. Ireland’s response should therefore be circumspect and should be based on the following basic principles:

1. **Minimised cost of abatement:** Science informs long-term targets. R&D, demonstration and analysis inform abatement options and cost. The marginal abatement cost curve (the **MAC** curve) underlies the cost to the economy of reducing its emissions. Given a quantity target, the MAC curve enables one to read off the permit price that would encourage abatement to occur up to the target level; abatement is encouraged because it would be cheaper than paying the permit price. Alternatively, given a price, one could read off the quantity of

abatement that polluters would find worthwhile in order to avoid paying the permit price.⁸ Governments are not and cannot be omniscient about technologies or individual circumstances, and usually the bodies concerned are in a better position than governments to determine their best reduction methods and their timing. Picking technologies can have disappointing outcomes for governments, as seen in their promotion of bio-fuels (Ryan *et al.*, 2006). Side effects can also be harmful, as seen in Germany's over-generous subsidies to solar panels – the increase in demand for silicon to manufacture photovoltaic cells temporarily drove up the price of silicon and impeded adoption of solar panels in more suitable sunny countries.⁹ It is also wasteful to have multiple and rigid targets as these can unwittingly impose high abatement costs. It is better to facilitate flexibility by ensuring a framework that provides the overall incentive to reduce emissions.

Examples of marginal abatement cost curves reproduced from the recent report of the UK Committee on Climate Change are presented below in Figure 1 (Committee on Climate Change, 2008). The upper graph refers to the UK transport sector and the lower graph to the residential sector. The horizontal axis measures emissions reductions. Going from left to right are the possible ways of reducing emissions in increasing order of cost. Measured on the vertical axis is the cost of reducing emissions per tonne of CO₂. It is seen that some reductions can be achieved at zero or even negative cost. Other UK sectors covered in the report include industry, power, waste and so forth and the estimates relate to realistic potential technologies. Technical improvements would cause the curves, or sections of them, to be revised downwards, because they make it cheaper to reduce emissions. (The role of research and development is discussed below.)

The marginal abatement costs can be aggregated over all sectors to give national costs of reduction. As stated, checking the target level of reductions, or cap, against the national curve enables one to read off the cost of the last unit abated.¹⁰ This marginal cost is the price or tax that would encourage achievement of the target, because all the actions to the left would be cheaper than the tax. A target reduction that is larger (further to the right) is seen from the figure to cost more, as higher cost abatements have to be adopted. The MAC curve

⁸ The same schedule of abatement costs underlies a regime of permit trading or of carbon taxes. The price of permits that results from trading reflects the participants' (true or perceived) marginal abatement costs at that time and subject to the fixed quantity.

⁹ "More light than heat", *The Economist*, 7 April 2008.

http://www.economist.com/world/international/displaystory.cfm?story_id=10989479

¹⁰ The marginal abatement cost is distinct from the marginal damage cost. The latter, sometimes referred to as the social cost of carbon, is a measure of the damage done by an extra tonne of CO₂ emitted. This is the damage of climate change, which is highly uncertain, and by contrast it declines as pollution is reduced. Checking it against the estimated marginal abatement cost curve would give the theoretical optimum reduction and price.

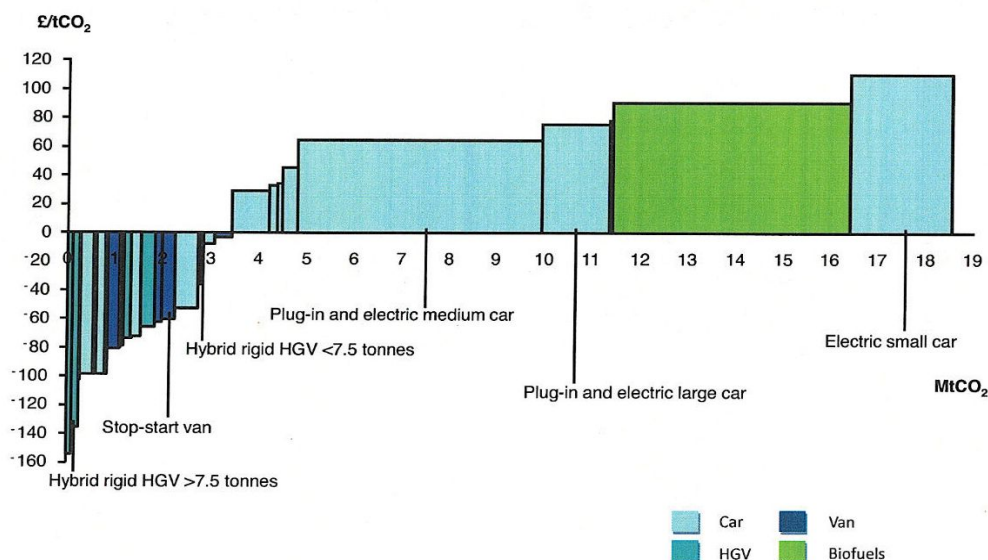
underpins emissions mitigation regardless of policy measure adopted. Naturally there are many uncertainties. Side benefits, for example, could extend the scope of reductions by increasing the uptake of technologies, and costs could be driven down in unexpected ways. On the other hand there could also be behavioural barriers.

Some sixty-two estimates of the world MAC have been made by various researchers based on least-cost trajectories of global efforts to meet stabilisation targets. Kuik *et al.* (2009) have recently assessed these estimates as a group. The estimates are based on numerous assumptions as to the stabilisation target and baseline, the extent of flexibility in the path of reductions over the time period and on whether or not all greenhouse gases are included, and so forth. As expected, it is found that the more stringent the target the higher the abatement cost, while flexibility with respect to timing of reductions and inclusion of all greenhouse gases (rather than merely CO₂) reduces the cost. Kuik *et al.* then extend this exercise to derive a kind of consensus global cost of carbon that would be needed to achieve a range of reduction targets expressed in terms of CO₂ concentrations in parts per million by volume (ppm). To achieve the long-term target of 450 ppm of CO₂ equivalent, which is more or less consistent with the EU's 2°C warming target¹¹, the central CO₂ price in 2025 could be some €29 per tonne but with a wide range of uncertainty from €9 to €41 per tonne. In 2050 the price could be €25 per tonne, with a range from €28 to €96 per tonne.

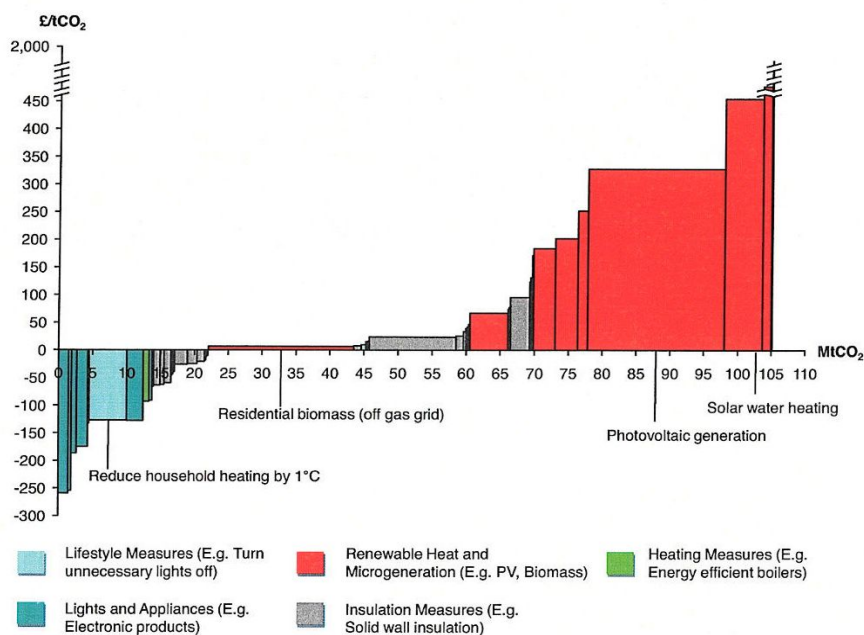
¹¹ This approximate temperature rise of 2°C is the IPCC's Class 1 of scenarios, which corresponds to 350-400 ppm of CO₂ or 445-490 ppm of CO₂-equivalent (Nakicenovic *et al.*, 2007).

Figure 1: Cost and technical potentials for reducing CO₂ emissions in the UK

Road transport in UK – MAC curve



Residential sector in UK – MAC curve



Source: CCC, 2008

2. **Equal emissions price.** Charging everybody the same emissions price promotes cheapest abatement. Some abatement is expensive and should be given less priority. For example, some (not all) transport abatement is very expensive. One needs to consider the net costs of reducing emissions, which can be high if the benefits of transport are high. An equal emissions price has the benefit of not encouraging high-cost abatement at the expense of missing out on (possibly unknown and even unknowable) low-cost possibilities. People who have only high-cost options would pay the relatively cheaper carbon price instead. Therefore an equal price needs to attach to all carbon emissions, otherwise the cost of action will

increase significantly. Every emission causes damage and imposes a non-zero cost. This “**social cost of carbon**”, though only possible to estimate very approximately and within a wide range, would ideally be the set price.¹² All need to face the cost of emitting otherwise some cheap options may be omitted, raising the cost to society as a whole of achieving its reductions. Such flexibility ought not to be confined to be within one’s borders. The cheapest abatement projects need to be taken on regardless of where they are, given that funds are not limitless.

3. **Minimise any negative macro-economic effect.** The levels of reduction under consideration for the long term are so large that the issue has to be viewed as a macro-economic one. Subsidies to encourage emissions reductions would have to be financed from taxes and taxes have a deadweight effect on the economy. Pollution taxes, such as carbon levies, too can deflate the economy, but revenues from pollution taxes can be used to replace other undesirable taxes and in this way potential macro-economic harm is restrained and may even be overcome. Thus “compensating the economy” should not be over-looked. Meanwhile, technological developments could be a great boon in reducing the cost of reducing emissions (reduce the MAC curve). Given that invention and demonstration provide public benefits not captured by the originator, these activities are unlikely to be undertaken to their ideal level without government support.

In sum, keeping down the cost of reducing emissions has to be a major concern. The targets are very demanding and risk being expensive to achieve, even in macro-economic terms. The objective should be to enable the people with best knowledge to choose how to change their ways, subject to real incentives and without imposing excess net taxation on the economy.

¹² The “social cost of carbon” is the marginal damage caused by an additional ton of carbon emissions. The range, which is obviously wide, is very sensitive to the assumptions underlying the estimations. The optimal price of carbon is that at which this equates with the marginal abatement cost. For estimates of the social cost of carbon, see Tol (2008).

3 A survey of climate policy options available to Ireland

Reduction of greenhouse gas emissions in absolute terms should be the overarching priority for climate policy in Ireland. Although Ireland's total contribution to international greenhouse gas emissions is miniscule, the country could make a worthwhile contribution as a demonstration that intelligent policy reform can lead to reduced absolute emissions while generating other social and economic benefits.¹³ But an aggressive approach to climate policy in Ireland will be controversial to many economic actors, particularly at a time of international financial crisis, because climate policy is often associated with additional costs to industry. Nevertheless, although reducing emissions raises legitimate questions about costs, with appropriate policies there need be no impact on competitiveness for the economy as a whole. Even though there may be real impacts on limited specific sectors, these sectors (or even individual companies) could negotiate a targeted policy approach and need not become a brake on national policy. The cost consideration may weigh in favour of promoting some domestic emissions reduction over international trading. The National Climate Change Strategy 2007-2012 foresaw an outlay of €70 million to purchase emissions credits on the international market, which assumes a permit price of about €15 a tonne of CO₂e (DEHLG 2007, 17-18); the price of carbon on the EU Emissions Trading Scheme, currently about in the region of €10 (February 2009), is volatile but projected to rise by 2020 and beyond.¹⁴ Depending then on the relative cost of abatement at home, relying on international trading could represent a saving or a growing burden on the national economy. On the other hand, implementing cost-effective emissions reductions is in itself a sound investment in the future. If Ireland fails to take cost-effective action early in the process it could be faced with an increasingly expensive task of reducing its emissions later, or purchasing ever larger amounts of emission permits.¹⁵ The potential costs of inaction to society as a whole must therefore be considered alongside the costs of action.

At the same time, adaptation to climate change presents opportunities as well as challenges. Climate change policy (whether involving mitigation or adaptation) is likely to be disruptive for some sectors, but this does not mean that its overall impact will be negative in the long term. Indeed, successive European Commission studies have found that tackling climate change could have (limited) positive impacts on economic growth and employment across the European Union provided that appropriate policies are in place, with some important shifts in employment patterns between sectors (ETUC 2007, 182). Businesses that have low energy requirements or

¹³ It is noteworthy that the plastic bag levy (introduced in 2002) has become an international icon in environmental policy. Ireland also has little tradition in the type of science and engineering that reduces greenhouse emissions.

¹⁴ Point Carbon, <http://www.pointcarbon.com/>,

¹⁵ At some later date the effects also of climate change may be felt in Ireland (European Commission, 2007, 9).

deal with the technologies that are suited to a low-carbon economy will prosper in a carbon-constrained economy, and Ireland could benefit by being among the first movers in this significant area of future economic development.

The various policy approaches to address climate change can be divided somewhat arbitrarily into several broad categories. The rest of this section is a discussion of the pros and cons of the following approaches:

- *Legislative*
- *Market- and incentive-based*
- *Standards & regulations*
- *Subsidies*
- *Research & development*

3.1 Legislative instruments

Irish policymakers must now operate under the assumption that reducing emissions is an unavoidable priority. The first objective of climate policy in Ireland should therefore be to create the necessary political certainty for all economic actors that Ireland will be bound by a real carbon constraint. One way to provide this certainty would be to enact a legally binding long-term target, as several jurisdictions have already done. California passed a bill in 2006 requiring a reduction in CO₂ emissions by 80 percent by 2050, and the UK parliament adopted a similar measure requiring reductions of CO₂ emissions by 60 percent by 2050. Reducing Ireland's emissions by 2050 to about 11 MtCO₂e would equal an approximate 80 percent reduction below Ireland's 1990 levels, a pro-rata contribution to the overall EU target of reducing emissions by 60-80 percent by 2050. Friends of the Earth Ireland proposed a Climate Bill that would oblige the Government to effect annual reductions in Ireland's greenhouse gas emissions of 3 percent (FoEI 2007) to lead to reductions of 60 percent below 1990 levels by 2050; an 80 percent target (to about 10 MtCO₂e) would require average annual cuts of 4 percent.¹⁶

An advantage of such a legislative approach is that it presents an additional degree of certainty for Government departments, private businesses and other stakeholders under which to plan future operations. Furthermore, politicians would be discouraged from postponing some politically difficult decisions until after the next election cycle. A system of interim (e.g. annual, five-yearly) targets could be strengthened by a transparent facility for "borrowing" from future targets, with appropriate interest, or "banking" better-than-expected reductions to encourage

¹⁶ See Annex 1 for calculations

over-compliance. The drawback of a legislative approach is that the penalties for non-compliance could be difficult to define or enforce as it is hard to see how penalties for non-achievement would be applied. Targets have to be informed by the estimated costs to which a country is committing itself and abatement costs for large reductions in emissions are likely to be high, although possibly tempered by technological developments that may have occurred in the meantime. To be credible the negotiating stance of interested sectors needs to be backed up by independent research. Costs in any event are uncertain and at the same time the nature of the climate problem can alter so this too has to be taken into consideration. Inevitably such targets are aspirational. To ensure political certainty therefore, a long-term national target could be set and made to define national actions, although this target does not need to have the force of law.

3.1.1 Climate Change Commission

In any case, a target on its own is not a policy. Accompanying measures such as an annual carbon budget¹⁷ and strategy review will be necessary to drive action and, crucially, policy coherence across different government departments and agencies. The proposed Climate Change Commission foreseen in the National Climate Change Strategy could play an important role. The commission would be a new body with the authority to “monitor and assess Ireland’s progress in addressing climate change and to increase awareness in all sectors of the opportunities and challenges presented by the transition to a low-carbon economy” (DEHLG, 2007, 48). An appropriately resourced commission with the necessary mandate and independence could play two useful roles. First, it should undertake a continuous review of Ireland’s climate performance, throwing light on costs of emissions abatement and effectiveness of policies and measures and possible improvements. Second, it could play a role in effecting an open and iterative process of policy coordination, including public participation and submission. This is necessary to generate the level of debate and public trust that will be required to bring about the necessary changes, some of which could be disruptive to individual sectors of social groups. As part of its investigation of abatement costs, the commission could help identify the contributions that individual parts of the economy could play and act as clearing house for information to help different actors contribute. No less importantly, it could act as a non-partisan source of political pressure to help the public determine whether specific policies proposed by any government department or authority are consistent with the national priority of reducing Ireland’s greenhouse gas emissions in a cost-effective and socially just way.

¹⁷ The Programme for Government instituted a carbon budget (p. 19) as a reporting mechanism. This is in contrast to the approach outlined in a report by ECOFYS/Friends of the Earth United Kingdom, which suggests that the carbon budget could act as an instrument for allocating rights to scarce allowances permitted under a legally binding national cap (Gilbert & Reece 2006. 15)

3.1.2 *The use of the international flexible mechanisms in reaching the national target*

An important question to resolve at the outset is the extent to which Ireland should reduce its greenhouse gas emissions through domestic policies and measures as opposed to relying on reductions made abroad, through the international carbon market. The Kyoto Protocol allows countries to trade their emission allocations and also permits the use of two project mechanisms – Joint Implementation (JI), which entails projects undertaken jointly by industrialised countries, and the Clean Development Mechanism (CDM), consisting of projects funded by developed countries but executed in developing countries. Ireland has already decided to purchase up to €70 million worth of credits from abroad for the period 2008-2012 if necessary. The EU Emissions Trading Scheme also allows entities to purchase a limited amount of credits from the project mechanisms.

In theory, international emission trading provides a flexible way for countries or companies to meet their emission targets by allowing them to use lower-cost credits from a project that occurs elsewhere. The advantage of the project mechanisms is that they can reduce abatement costs by providing firms with additional choice and flexibility in reducing emissions. Developing countries stand to benefit from the transfer of technology that accompanies some projects. In practice, however, these mechanisms face practical difficulties in implementation that distance them from the theoretical ideal to something closer to nominal compliance. Many projects do not cause the abatement of any “additional” carbon emissions – they simply award credits to projects that would have happened anyway,¹⁸ and there are reports of artificial increases in emissions (Wara, 2007). In the case of the CDM the majority of project funding goes to just a few countries (e.g. China and India) and most projects are large, e.g. the elimination of industrial greenhouse gases. Another key difficulty is that the carbon benefits of some projects, particularly from afforestation and reforestation, are difficult to measure and may not be permanent (the forests may be cut down in the future). This is why the European Union has excluded credits from forestry, land use and land-use change from the EU Emissions Trading Scheme.

A critical issue is the absence of carbon pricing for about one half of Irish emissions, as the non-ETS emissions are not subject to a carbon tax. Therefore, while people gain credits by investing in abatement abroad, home owners investing in domestic efficiency measures, for example, do not gain from carbon savings relative to their neighbours who don't invest. Furthermore the neighbour can free-ride on the investor's contribution to the national effort. We saw the sort of

¹⁸ “Beware the carbon offsetting cowboys”, *Financial Times*, 26 April 2007. This is not to mention the transactions costs including commissions and the creation of a new layer of market functionaries.

unexploited opportunities that exist in the domestic MAC curve, above, and this is an example of the distortions resulting from failure to impose one price to all for carbon.

Flexible mechanisms have a role but we note the arguments for circumscribing their use. Since lower-cost abatement opportunities may exist abroad, restricting mitigation to domestic action could raise costs to controlled sectors. But extensive recourse to international trading may not be optimal for society as a whole because money spent on credits from abroad is lost to Ireland, as are any secondary benefits that would have accrued from emission reductions at home (e.g. reduced air pollution generally from reduced consumption of fossil fuels). As explained, there are lower-cost abatement opportunities in Ireland that current policies do not bring about. The principle of “supplementarity”, i.e. a preference for domestic abatement over the international flexible mechanisms, is enshrined in the Kyoto Protocol;¹⁹ it is also reiterated in the EU Directives governing the EU Emissions Trading Scheme, which set out limits on the extent to which credits from the Kyoto Protocol’s flexible mechanisms can be used in the scheme.²⁰ Although restricting abatement to domestic measures robs third countries of the benefits of project mechanisms, e.g. technology transfer, a more considered use of the project mechanisms could help resolve these issues.²¹ Discriminating in favour of best-practice projects using correct prices can help ensure that the benefits of investment and technology transfer are shared among more developing countries and a range of socially beneficial project types.

The transfer of technology to developing countries is vital. Some technologies, such as those that enhance energy efficiency, may diffuse in the absence of a targeted policy through the ordinary globalisation process of international trade and foreign investments. However, the diffusion of specifically climate friendly technologies and the actions of multinationals need investigation through research (Popp, 2008). In particular encouragement to promoting knowledge spillovers may need extra support from developed countries.

¹⁹ Article 6.1 (d): “The acquisition of emission reduction units [from project mechanisms] shall be supplemental to domestic actions”; Article 17: “Any such trading shall be supplemental to domestic actions for the purpose of meeting quantified emission limitation and reduction commitments”. There is no current legal definition or guidance to what “supplemental” means in practice, but the possibilities for worthwhile abatement in Ireland suggest that a sizable effort should be through domestic policies and measures.

²⁰ “The plan shall specify the maximum amount of CERs and ERUs which may be used by operators in the Community scheme as a percentage of the allocation of the allowances to each installation. The percentage shall be consistent with the Member State’s supplementarity obligations under the Kyoto Protocol and decisions adopted pursuant to the UNFCCC or the Kyoto Protocol.” Directive 2004/101/EC amending Directive 2003/87/EC, quoted in Grian (2005)

²¹ The potential benefit of flexibility is well established and applies broadly. For example, within the EU, a first best solution is shown to be a single market for all emissions, that is, between agents that are in or outside the EU ETS and between member states, rather than to have targets for each of these entities (Tol, 2008)

Another potential source of international carbon credits may become available in the form of credits from avoided deforestation in tropical countries. The UN negotiations are expected to lead to the adoption of a new mechanism, Reduced Emissions from Deforestation and Forest Degradation (REDD), by which developed countries will compensate developing countries for not clearing their forests (and therefore foregoing the financial benefits that they would have gained from exploiting their forests). The mechanism could play a significant role in the global climate regime, given that approximately 20 percent of current annual global emissions come from deforestation. Ireland, like other developed countries, is likely to benefit from this mechanism, but it should be cognisant of potential negative consequences of a mechanism that protects forest carbon at the expense of biodiversity or local communities that currently rely on the forests (the details of the mechanism have not been settled, so such negative outcomes may not materialise). Current effort should be directed to promoting the best possible design of the REDD mechanism from a broad perspective of sustainable development. In line with Ireland's priorities in official development assistance, once the mechanism is in place Ireland should seek to discriminate in favour of good-quality REDD projects, as with the other flexible mechanisms.

Given the amount of credits (some of dubious quality) that may be available on the international market, a country could be in technical compliance with an international commitment without reducing any of its own emissions nor, in practice, contributing to any global reduction. To rectify this, the Government could indicate the manner to which it intends to rely on the Kyoto Protocol's (or any successor treaty) flexible mechanisms, as opposed to reducing emissions through domestic policies and measures. The Government could set conditions for determining the level of reliance on foreign abatement measures. Properly explicit costs of domestic alternatives would determine the correct use of the flexible mechanisms. The Government would also want to define how projects under flexible mechanisms will be evaluated and ensure that minimum criteria on sustainable practices are met. This position should be promoted internationally to encourage other countries to drive the market for good-quality projects.

3.1.3 Domestic projects

Another way of approaching the use of projects to offset emissions elsewhere is to look at projects that take place at home. A voluntary offset scheme could provide a worthwhile means for Government departments and agencies as well as individuals to reduce their nominal carbon emissions. The provision in the Programme for Government to offset all official air travel (Government of Ireland 2007b, 20) is welcome if it encourages alternatives to travel, rather than merely raises government costs, though such encouragement could be minor given that the

officials concerned do not pay. The beneficiaries in voluntary offset schemes should be expanded to include other kinds of projects beyond “urban forests” (as currently proposed) and should not be restricted to Ireland. Funding domestic projects is potentially a better use of public money than purchasing international credits where they are not properly linked to verifiable emission reductions.

Even in lieu of any formal domestic project mechanism, however, the public sector can play a large role. The Government is one of the State’s largest economic actors. It is the State’s largest single landlord and tenant through its occupation of public buildings and its provision of social housing. It maintains a large fleet and has control over many of the State’s public transport providers. It has bulk purchasing power. More than many private-sector actors, it has the ability to base economic decisions on a timeframe of 20 years and longer. In these and other areas the public sector should be stating its emissions, attaching a price to them and adopting highest standards, consistent with value for money.

3.2 Market- and incentive-based instruments

Market- and incentive-based instruments – particularly fiscal measures and emissions trading systems – are intended to put a price on emitting carbon.²² Market-based instruments are particularly appropriate for addressing climate change. This is because of the varying potential and range of costs of reducing greenhouse gas emissions, the incentives that such instruments can offer individual actors to reduce emissions, and the benefit of dynamic efficiency due to the continuous incentive for the adoption of better abatement technologies. As they put a price on emissions they have the special advantage of addressing the underlying problem that harmful actions are not charged for.

But as mentioned, a price currently only applies to about a half of Irish carbon emissions, that is, to the sectors that participate in the Emissions Trading Scheme. As already outlined, if the price is not charged to all emitters, including small enterprises and households, opportunities to reduce carbon emissions will be missed. Without a price, energy-saving measures that would have good present values (paybacks) at that carbon price risk only being undertaken by the

²² The OECD (2008) has simulated stabilising greenhouse gas emissions at 450 ppm CO₂ equivalent over the longer term and found the costs of action to be 0.5% of GDP by 2030 and 2.5 percent by 2050. The policy scenario assumed the introduction of a globally-harmonised carbon tax, which is pre-announced so that investors take rational decisions. If OECD countries alone implement a carbon tax starting at \$25/tonne of CO₂ in 2008, this would lead to a 43 percent reduction in OECD greenhouse gas emissions. However, global emissions would still be 38 percent higher in 2050 compared to the 2000 levels. If Brazil, China, India and Russia follow suit with the same policy in 2020, and the rest of the world in 2030, global greenhouse gas emissions in 2050 could be brought down to the 2000 levels (0 percent increase).

dedicated. The consequence would be that more effort has to be applied in other areas, areas that may be more expensive (European Commission, 2007a). A priority for the Government is therefore to establish a price on all carbon to make energy/carbon-intensive activities more expensive relative to other activities. This is most efficiently achieved through a domestic carbon tax, as will be described. Other fiscal instruments under the heading include emissions trading and user pricing, especially for road transport.

3.2.1 Carbon taxes

The all-important aspect of a carbon tax is that it can set a long-term credible price on emitting carbon. This would provide incentives for would-be investors in technical advances and for consumers to switch to more energy-efficient heating systems or implement energy-saving measures, such as improving insulation. A carbon tax was announced in the 2007 Programme for Government but has not yet been introduced (as of February 2009). Ireland has had good experience with fiscal-type measures. In recent years there has been the introduction of payment-by-weight for rubbish, which resulted in a reduction of over 30 per cent in one instance studied; the introduction of metered water charges by a group water schemes with up to 40 per cent reduction in water use; and the introduction of the plastic bag levy, which has reduced consumption of plastic bags by over 80 percent. These measures have been especially well-suited to their situations and involved a stiff price rise. A carbon tax set at a rate of, say, €20 per tonne of CO₂ may have a minor initial effect on emissions, but its impact would lie in its long-run certainty. See Annex 2 for examples of different rates of carbon tax applied to the main fuels used.

Carbon taxation can correct the market failure arising in energy use by simply charging emitters for the damage done by CO₂ emitted by combustion. Carbon taxation is a more effective instrument for reducing energy-sector CO₂ emissions than other kinds of taxation on energy *per se* because it discriminates fairly between energy sources according to their greenhouse gas content (Stavins 1997, 9). The abatement achieved by carbon taxes and the effect of the tax on the economy depend on several factors, including the point of application of the tax and what is done with the revenue. Studies undertaken by the ESRI and others since 1992, shortly after the European Commission²³ had proposed such an approach, have consistently shown that their macro-economic impact depends on the use to which the revenues are put, after low-income households have been helped. Their impact can be depressing or mildly favourable (Fitz Gerald and McCoy, 1992, Fitz Gerald *et al*, 2002, Bergin *et al*, 2004, Conefrey *et al*, 2008). The latter

²³ Delbeke, 1991.

favourable result refers specifically to the case where the bulk of the revenue from a carbon tax is recycled to help the economy, through a reduction in taxes on labour (e.g. income tax or social insurance contributions). The importance of this finding is that it illustrates the fact that climate change policies can undermine the economy unless, that is, by reducing labour costs they address the setback to Ireland's competitiveness. Subsequent work has had to allow for the fact that the range of application of carbon taxes was reduced when the sectors with large emitters joined the EU Emissions Trading Scheme (see below). But as both measures are basically a means of pricing emissions, the logical approach is to relate the two prices by, for example, setting the tax annually at the permits futures price, suitably constrained to impart stability.

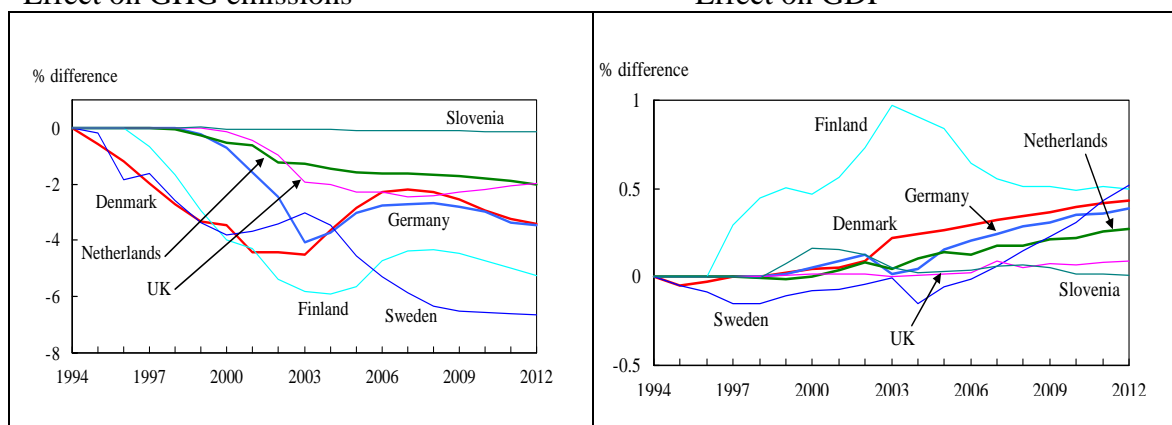
Using the revenues to subsidise energy efficiency projects meets with popular approval, but needs to avoid the problems associated with subsidies, discussed below. In particular, the cost per tonne abated through this route needs to be explicit. Forcing utilities to direct the revenues, or "indirect revenues" from windfall gains due to the EU emissions trading scheme, to such projects has the added difficulty of incompatible incentives. The utility has a long term interest in increasing energy sales, not decreasing them. Using gains to reduce energy prices, thereby reducing the carbon price, similarly runs counter to policy objectives.

The evidence from other European countries shows that environmental taxation, of which carbon taxation is one example, can have a positive impact on economic growth and competitiveness (Andersen and Ekins, 2009). The COMETR research project, funded by the European Commission, found that the introduction of carbon or energy taxes with revenue recycling in Denmark, Germany, Netherlands, Sweden and Finland had a positive effect on GDP compared with the counterfactual reference case of no environmental tax reform (European Commission, 2007b).²⁴ The effect was neutral in the case of the United Kingdom (see Figure 2). These results are all the more significant, given that the introduction of carbon taxes in these six countries was at a very modest level. As the European Commission points out, competitiveness is not only an economic but also environmental concern, because the migration of polluting industries to countries with lower standards would not reduce global emissions. The COMETR research project found that in the six EU Member States that have carried out green tax reforms, "carbon leakage" (which is the displacement of the emitting industry from one geographical area to one with lax policy, dubbed a "pollution haven", with no resulting reduction in global emissions) has been very small and in some cases negative (Barker *et al*,

²⁴ Slovenia was included in this study, though the country only implemented environmental tax reform in a limited way.

forthcoming). In so far as Ireland’s economic competitors in the European Union also introduce such fiscal measures, this would further diminish any harmful effects that a domestic carbon tax might have on Ireland’s competitiveness, given that most of Ireland’s trading competitors are based within the European Union.

Figure 2: The effect of environmental tax reform
Effect on GHG emissions



Source: COMETR, 2007; Barker *et al.*, 2009.

An important issue is the effect of carbon taxes on low-income households. Carbon taxation would indeed have more adverse impacts on individuals and sectors that consume above-average amounts of energy or are very dependent on solid fuels, the most harmful sectors. According to the COMETR project, the sectors most vulnerable to a carbon tax would be basic metals and paper and pulp industries, whereas cement is relatively unaffected. But one of the points of such a tax is to provide a long-term signal that could encourage people, where possible, to choose less carbon-intensive lifestyles and investments. Moreover, the revenues collected can be recycled to help households that are disproportionately affected by the increase in fuel prices. This only requires a modest share of the revenues to be set aside for this purpose (Scott & Eakins 2004, 13; Callan *et al.*, 2008).

Another perceived disadvantage of carbon taxation is that some sectors – particularly transport – are relatively insensitive to price rises due to low elasticity of demand, especially if there are few alternatives to present modes of operating leading to potentially increased costs and little reduction in emissions. Nevertheless, a predictable price signal is likely to have an effect on energy demand in such sectors, as seen recently in the United States, and more so in the long term. The US Congressional Budget Office (2008) reported that gasoline price rises in 2008 resulted in responses “large enough to interrupt a pattern of steady growth in gasoline consumption dating back to 1990, the last time US gasoline prices rose substantially”. During 2003 to 2006 motorists already adjusted their driving habits (making fewer trips and driving

more slowly). After increasing steadily for more than 20 years, the market share of light trucks (including SUVs) began to decline in 2004. Persisting high prices are expected to cause inefficient vehicles to be replaced with fuel-efficient ones.

The generation of additional revenue is a pivotal difference between a carbon tax on the one hand and high energy prices caused by external factors on the other. Another difference is that higher energy prices due to a rise in the price of crude oil promote development of polluting fuels such as tar sands. The effectiveness of a carbon tax will depend on accompanying measures, especially for activities with high emissions and a low sensitivity to price increases. Regulations, in the form of sound planning rules, parking constraints and investment in public transport are some other recommended measures. Concern that transport would still be “too high” reflects perhaps that other damages are not properly addressed,²⁵ along the lines suggested in *Efficient Transport for Europe – Policies for Internalisation of External Costs* (ECMT, now the International Transport Forum, 1998).

3.2.2 Emissions trading

Emissions trading allows overall emissions from a sector or economy to be reduced by a certain specified amount at minimum cost to the economy. This is because each participating firm can choose to do what is cheapest for it, whether that is to reduce its emissions or purchase additional permits, depending on the price. In a cap-and-trade scheme a cap is set across the economy or economic sector. Permits are allocated to participating firms according to a division of the overall cap, and firms are obliged to restrain their emissions to their allocation of permits or else purchase additional permits. In this way the regulator creates a scarcity that in turn creates a carbon price depending on demand and the cost of abatement. There are many design options that will affect the performance and equity of an emissions trading scheme, including the method of allocation (e.g. by auctioning or on the basis of some previous level, called grandparenting), the penalties for non-compliance, the definition of participating entities and the point at which emissions are controlled. The EU Emissions Trading Scheme (discussed below) controls emissions at a mid-point of the economy – large-scale industrial users of energy. An alternative approach would be to control emissions at the point of energy production or importation (“upstream”) or at the point of individual energy consumption (“downstream”). An upstream system with auctioned permits works like a carbon tax, in that the price of permits (being valuable “inputs”) is passed onto consumers. The difference is that the rate of the “tax” is variable and not automatically predictable as, given the cap, it depends on abatement costs.

²⁵ Including those due to perverse subsidies. It goes without saying that the objectives of any subsidies awarded to fuels can probably be achieved by other means.

Because there are quite few entities to control (refineries, fuel importers), an upstream system is relatively cheap and simple to administer. A downstream system is more complex to administer, with higher transaction costs and more regulated entities.

3.2.1 The EU Emissions Trading Scheme

Ireland participates in EU Emissions Trading Scheme for greenhouse gases. This scheme began operating in 2005 and controls emissions mid-stream, that is, from large-scale fixed-source emitters, such as large industrial units and power-generating stations (European Union, 2004). It covers about 45 percent of EU greenhouse gas emissions (29 percent of Irish emissions) but omits sectors like transport and agriculture. The current trading scheme runs until 2012 and the post-2012 scheme is currently being reviewed.

A problem is that permits in the EU Emissions Trading Scheme have been allocated almost entirely by grandparenting, which gives permits to firms for free depending on their historical performance.²⁶ Granting permits for free instead of requiring firms to buy them on the market was intended as a way of generating the political support for the scheme, but it has led to some perverse outcomes. First, grandparenting can reward firms with poor environmental records, since they are likely still to have low-cost abatement opportunities that other firms may have already exploited (indeed grandparenting may encourage poor environmental standards). This issue can be addressed by benchmarking allocations against an appropriate performance standard that has to be established. Second, allocation for free creates an incentive for firms to lobby for the most generous possible allocation. Over-generous allocation in the EU Emissions Trading Scheme contributed to considerable volatility in the permit price: the sharp fall in the price of permits (from €29.90 in April 2006 to €12 in May 2006), triggered by the release of data showing a surplus in the market, reflected overly generous allocations by some EU member states to their polluting industries (Convery & Redmond 2007). The price was around €24 (September 2008) falling to a price in the region of €10 by February 2009.²⁷ Such volatility undermines the benefit of the price signal provided by a carbon market. Third, grandparenting creates something close to a free property right that firms will not want to relinquish in the future. This is a right to use of the atmosphere, and it is similar to other such rights. The experience of milk quotas and taxi and liquor licences in Ireland shows how politically difficult it can be to change a system in which government-created scarcity increases the value of

²⁶ During the pilot phase, Member States were allowed to auction up to 5 percent of their total allowance allocation. Only Ireland, Denmark, Hungary and Lithuania have exercised this option to any extent (Convery & Redmond 2007). Ireland auctioned 1 percent of its allocations under the first National Allocation Plan. Despite the apparent success of this exercise, only 0.5 percent of Ireland's allocations are being auctioned under the second National Allocation Plan (http://ec.europa.eu/environment/climat/pdf/nap_tables_ireland.pdf)

²⁷ <http://www.pointcarbon.com>

permits and thereby provides an incentive to the permit holder to resist socially beneficial change to the permit system. Grand-parenting benefits incumbents, to the disadvantage of potential new entrants and even clean technologies. Fourth, freely allocated permits that can be sold, or where their value can be realised through raising prices to consumers, provide an effective subsidy to emitting firms. This is the case in the power generation sector, where firms are able to pass through prices to consumers (FitzGerald and Tol 2007). It may also be a problem in the aviation and maritime transport sectors, if they are granted emission permits for free. For air travel some other instruments could be considered, e.g. an integrated EU air traffic control system (which would reduce emissions), a carbon tax or (ultimately) full auctioning of permits in an emission trading scheme.

3.2.2 *The case for placing limits on ETS prices*

In an emissions trading scheme, volatility in the permit price for CO₂ emissions creates uncertainty for producers and complicate their investment decisions. If they feel that there is a risk that prices will fall, they will fear that their investment in clean technology could become unviable. They may feel inclined to invest more effort investigating a deal on fuel price than on potential abatement technologies.²⁸ We saw that, for a given number of permits available, the market price in the EU ETS at any particular time reflects the carbon abatement cost. Fluctuations are to be expected depending on the changing circumstances of many agents. A case has been made by Helm for containing the price variation by imposing a floor and a ceiling on permits prices (Helm, 2008b). Not just a help to investors and a guard against a public backlash during oil price spikes, such a proposal has an economic rationale. It would enable the price to be tailored towards the social cost of carbon and stabilise prices. When or if full auctioning of permits replaces grandparenting such stability will be all the more attractive.

A predictable and credible carbon price helps decisions on all sides of the market and particularly decisions on emissions reduction. A minimum carbon price would increase certainty about the long-term value of investments to reduce emissions (US GAO, 2008a). The likely profile of prices in the medium-term is currently far from clear, when one considers that entry of new countries into emissions trading in the 2012-2020 period could involve some over-generous allocations of permits (called “hot air”). An expectation that permit prices will fall discourages abatement including recycling, is especially discouraging to long-lived investments, and volatility in general imposes a real cost. Futures markets can dispel volatility only to a limited extent in a regime that is anyway subject to periodic updates.

²⁸ As found by Sorrell *et al.*.

A floor price that bears a relationship to the social cost of carbon could remove such uncertainty, and thereby remove the bouts of price discouragement to research into renewables and low-carbon technologies. A ceiling in its turn would mean that CO₂ intensive industries would feel less incentive to relocate. Furthermore any energy price shocks to the EU, whether induced by external events or internal shortages, that increased reliance on coal with concomitant demand-induced rise in the price of permits, could strain the will to maintain the system. This would especially apply before clean coal technologies in the form of carbon capture and storage (CCS) became available. The floor and ceiling prices would be applied at EU level.

A link between oil prices and carbon prices is already found in public discussion and the media.²⁹ There is higher resistance to carbon charges when oil prices are high. Indeed when high oil prices depress profits, the carbon abatement cost from reducing output, in terms of foregone profits, is low. Or expressed differently, at high oil prices, the price of carbon does not need to be very high to entice producers to reduce their emissions. Conversely, other things being equal, when oil prices are low profits are high, and altering the level of activity to reduce emissions sees large foregone profits. The carbon price would then need to be high to entice producers to reduce their emissions. We are talking in terms of these actions relative to each other. The implications are that the floor and ceiling on the permit price should be indexed inversely to the oil price. This would suit both producers and households (Helm, 2008b).

The means by which the floor price could be ensured are apparently straightforward. When the permit price falls below the floor a carbon tax could chip in to make up the difference. Another route would be for governments to buy back permits to raise their price, like central banks' open market operations, or "carbon market operations" in this case. If the permit price rose above the ceiling price, a negative carbon tax (a rebate) could chip in. Among other possibilities is the option of allowing more CDM projects from developing countries. The broadening of the EU ETS requires consideration of such facilities in any event. Linkages with trading schemes in other world blocks could be complicated by the imposition of limits, and by floor prices in particular if governments guarantee to buy permits. The scope for gaming would need to be addressed.

²⁹ Keenan, 2008, in the Irish Independent put it thus: "To will the end, but not the means, is a common human condition... No one should have any doubt that dearer petrol, electricity, etc. is indeed the means by which carbon emissions will be cut. The question is whether governments should try to smooth what could otherwise be a highly disruptive series of booms and busts in both oil prices and economies." See also Gibbons, 2008.

3.2.3 *Individual carbon trading*

Individual carbon trading provides a form of emissions trading applied at the level of the individual: the ultimate expression of a downstream approach to a cap-and-trade emissions trading scheme. Individual carbon trading is based on the idea that the Earth's atmosphere is a common resource and each individual is entitled to an equal share of the benefits, that is, the benefits of being able to engage in activities like driving and heating that use the atmosphere's waste assimilation service. Under individual carbon trading everyone is given a limited allowance to cause CO₂ emissions, thereby allowing total emissions to be controlled while giving people an incentive – through the price signal and the ability to sell any unused emission permits – to reduce their emissions in their everyday consumer decisions. Everyone would be given an initial allowance, with the information stored centrally and perhaps on an individual credit card, and they would be required to retire equivalent credits whenever they make a carbon-emitting purchase, such as for petrol. The overall cap could be tightened over time and the price of individual emission permits would rise according to demand, or fall as cheaper technical solutions to abatement emerged.

Several models have been proposed with various design approaches to the practical issues posed by individual carbon trading, including tradable energy quotas, domestic tradable quotas and personal carbon allowances (Roberts & Thumin 2006, 12-14). There are many uncertainties related to the political acceptability and economic impacts of such a scheme and to its administrative complexity. “Cap and Share”, a proposal developed by the Irish think tank Feasta, is a comparable approach to individual carbon trading but with a more upstream focus that requires fossil-fuel suppliers, rather than households, to surrender permits corresponding to their fuels supplied. Each resident or household receives an annual “entitlement” to an equal share of the overall cap in the form of certificates. Households can sell the certificates via an intermediary (banks or post offices) for selling on to fossil-fuel suppliers. These suppliers are in turn obliged to buy entitlements equivalent to the emissions from the fuels that they supply (Feasta, 2007). Unlike the individual carbon trading schemes outlined above, in Cap and Share the resident is not obliged to purchase additional entitlements if his or her annual activities cause additional emissions. Rather, the system causes the scarcity to lead to higher fuel prices (since the suppliers will pass on the cost of certificates via the cost of fuel to consumers), with the result that *average* users sell their entitlement for the same amount as their annual energy bills rise. Those who consume less energy than average will be better off, and those who

consume more energy than the average will be worse off.³⁰ In this way the system acts like a carbon tax with a variable rate, with the revenues recycled via the intermediary to consumers.

The advantage of Cap and Share is that it could be effective, simple to administer and (perhaps) politically acceptable. Because fossil-fuel importers or refiners are small in number and are currently covered by the excise duty regime, they can be easily monitored, so administration costs would be low. Fossil-fuel importers will then pass on the additional cost of buying permits to consumers in the form of higher fuel prices. All consumers are incentivised to use less, and although this effect may be small in the short-term if the elasticity of demand is low (see above), the longer-term effect may be strong if the annual cap is seen to be enforceable and increasingly restrictive in a predictable way. The scheme could be politically acceptable because the revenue goes via the intermediary to residents and not to the government.

A criticism of the Cap and Share proposal is that recycling the revenues to individuals fails to “compensate the economy”. The economy is disadvantaged by the high carbon price. This can be more than overcome by directing revenues instead to reduce labour costs (by reducing social insurance contributions and income taxes) and thereby helping competitiveness, rather than using all revenue from taxes or auctioning to compensate households (Bergin et al, 2004; Conefrey et al 2008).³¹ There is also the risk that the scheme could allow rent-seeking behaviour if fuel suppliers are able to hoard fuel and sell for a profit during times of scarcity. Finally, any possible transaction costs should be factored into the design of the scheme: the experience of the all-island electricity market shows that transaction costs can generate large and unforeseen expense that could undermine the efficiency of the scheme. In terms of environmental effectiveness, an area where Cap and Share (and other individual carbon trading schemes) could be considered is for the transport sector, where carbon taxes might be a politically unpopular way to reduce emissions. A point to note is that abatement costs in transport vary widely between persons, whereas each tonne of CO₂ is equally damaging. If reducing emissions from transport is relatively costly its priority drops in the ranked list of abatement actions. However superior policies may be available, including justified provisions of public transport and other measures such as improved spatial planning.

³⁰ This is not strictly the case in the version analysed by Cambridge Econometrics (2008). The scheme covers the whole non-ETS sector, which includes businesses as well as households. The businesses in the version modelled by Cambridge Econometrics, while paying the carbon price on fuels, do not receive certificates in compensation. Meanwhile all households rather than just average households appear to gain (Table 4.7). This is because they are receiving the businesses’ share of certificates. However, the carbon price passed on by businesses will erode some of the household sector’s seeming gain, and the businesses themselves could be at a disadvantage.

³¹ Under the carbon levy only a share of revenue would be used and targeted at vulnerable households (Scott and Eakins, 2004, Callan *et al*, 2008).

3.2.4 *User pricing (transport sector)*

The effectiveness of carbon taxation, at least in the short term, will be minimal where the price elasticity of demand is low. A prominent example in Ireland's case is transport. Road transport is already heavily taxed in Ireland, as elsewhere in Europe: German excise duty on petrol in 2006 was the equivalent of €75.20/tonne CO₂ equivalent (Convery & Redmond, 2007; Parry and Small, 2005). This is a multiple of carbon trading levels, although it should be noted that transport not only burns fuel but also imposes other external costs of road use (including air pollution, road wear, water-course pollution, severance of habitat, not to mention congestion and noise). There is a low elasticity of demand for private motor transport in the short term.³² An additional carbon tax of, say, €20/tonne CO₂, which would add just 4.22% to the price of petrol (2006 figures), would therefore most likely not have a discernible impact on demand for travel and might bring few short-term benefits, whatever about the long-term effect, which could be significant.

A more effective approach to transport emissions could be to charge all modes of transport directly, that is, as they drive, according to their total external social, economic and environmental costs, as recommended in recent reports to the UK and Irish governments.³³ Possible demand-side measures include congestion pricing and road pricing. A national road-pricing scheme that would charge users per kilometre driven, depending on location and time of day, is actively under consideration in the Netherlands with a view to nationwide implementation by 2016.³⁴

3.2.5 *Border Tax Adjustments*

The threat to competitiveness from cheap “dirty” imports and fears about carbon leakage due to industries relocating abroad are often raised as objections to charges on carbon emissions. Under “free” trade, polluting industries that are subject to domestic carbon charges could be drawn to countries with lax environmental policies. These countries offer what amounts to a comparative advantage, in the form of “havens” for polluters. Other policies, for example direct standards such as emission standards, have cost implications too and thus affect competitiveness.

³² It is sometimes claimed mistakenly that high prices at present ‘show’ that price has no effect, without regard to what demand *would* have been. In addition, elasticities are sometimes understated. Price-induced technological improvements are not unlearned in price downturns and this can reduce the measured price-demand effect.

³³ Eddington Transport Study (2006) and Oscar Faber (2000).

³⁴ “Road-use charge to reduce Dutch traffic jams”. Radio Netherlands Worldwide, 1 December 2007. <http://www.radionetherlands.nl/currentaffairs/071201-dutch-traffic-mc>

Where revenues from carbon charges have been recycled to reduce other taxes, the effects need not be harmful at national level (see above, the COMETR study and *ex ante* analyses of carbon taxes (Conefrey *et al.*, 2008)). Nevertheless, a few energy-intensive sectors, those revealed as having limited market power because they trade at world level, require special attention. It would be pointless to cause such sectors to flee, only to set up abroad and continue polluting. Several studies have found statistically significant, though minor, pollution haven effects. Others have produced inconclusive results,³⁵ which is not surprising given the difficulty of disentangling the many factors, including proximity to growing markets, that influence location decisions. Such mixed findings highlight the desirability of inducing host countries, via agreements, to strengthen their environmental policies, and of co-ordinating global environmental rules (Waldkirch and Gopinath, 2004).

Border Tax Adjustments are one possible solution, if permitted. They would consist of a tax on the pollution generated in making imports coming into Ireland. By subjecting these imports to the same level of carbon taxes that were imposed in Ireland, the playing field is levelled. Similarly Ireland's exports to those countries are at a disadvantage owing to the carbon prices levied here in the course of their manufacture, and they would receive an adjustment on export in the form of a tax relief or rebate. Such adjustments to the price at borders would apply to a few highly carbon-intensive sectors that trade on the world market and are revealed to be price-takers. Sectors such as cement that tend not to be price-takers may not need protection by border tax adjustments while steel, for example, would need protection of some sort (HM Treasury, 2006; Fitz Gerald *et al.*, 2009). The vast bulk of sectors are not sufficiently affected by charges on carbon to impact on their competitiveness.

A border tax for Ireland would not be applied unilaterally but as part of an EU-wide application.³⁶ It would be levied on vulnerable sector products from countries that do not take part in an emissions trading scheme or do not put a price or other obligation on their producers to reduce carbon emissions. The justification would be that countries without commensurate measures in place are using the earth's atmosphere as if it were a free sink, like having a subsidised environmental service. Such countries might furthermore be characterised as free-riding on the efforts of others to help the climate. An international carbon tax or a cap & trade

³⁵ Studies supporting the pollution haven hypothesis, if to a small degree, are seen in papers by Levinson (1996), van Beers and van den Bergh (1997), List and Co (2000), Ederington and Minier (2003) and Levinson and Taylor (2004). Studies showing that environmental policies had a favourable impact on competitiveness include papers by Berman and Bui (1999) and Kind *et al.*, (2002).

³⁶ The 1957 Treaty of Rome established the customs union. External tariffs are set by the European Union rather than the Member States and there can be no tariffs on intra-EU trade, and thus no border tax adjustments either. Note that the bulk of Irish imports and exports are from and to other EU countries.

scheme with auctioned permits operating at world level, with general withholding of revenues by the countries, would remove much concern about competitiveness effects.

Border Tax Adjustments have already been applied in the US in the form of environmental excise taxes. A relevant instance was the Ozone-Depleting Chemicals Tax. This tax aimed to harness market forces in finding substitutes for the taxed chemicals, and their production was apparently discouraged by the tax in an effective manner (Zhang and Baranzini, 2004).

The issue hinges on whether such Border Tax Adjustments for carbon charges would comply with the rules of the General Agreement on Tariffs and Trade (GATT) under the World Trade Organisation (WTO). According to the rules, as long as there is no discrimination, the same taxes as those applied domestically can be imposed on like imported products, and a rebate of taxes can be awarded on exported domestic products. This kind of border tax reflects the application of the destination principle to products: products should be taxed in the country where they are consumed and not in the country where they are produced, unless they are also consumed there. Clearly, such adjustments are intended to ensure that internal taxes on products are trade-neutral.³⁷ The situation is more complex when the imported good is not the item that is taxed, but the energy or carbon emissions associated with the good's production are taxed. These are the emissions that are embodied or embedded, or the virtual emissions, in the product. To level the playing field, the energy or carbon embodied in the production of the imported steel, say, would need to be ascertained and verified – and the tax would need to be the same as on domestically produced steel.

The OECD argues that Border Tax Adjustments should be used as a last resort only, because BTAs could violate WTO rules and may lead to trade retaliation. For now, the OECD recommends that the focus be on achieving participation by all major emitting countries and sectors in an international agreement on emission reduction (Gurría, 2008). The European Commission likewise suggests exploring the options for allaying the competitive disadvantage of charges on carbon. The Commission cites possible internal or external solutions. An internal solution could entail differentiating the instrument applied to the vulnerable sector, among other possibilities. For example carbon-intensive sectors could continue to receive free allowances. A possible disadvantage there is that entities could sell the allowances and relocate anyway and therefore agreements would need to be reached, perhaps with technical upgrades thrown in (US

³⁷ This too has a precedent in the US with the Superfund Tax that was designed to place the burden of chemical clean-up in the US on those responsible for generating the wastes. Tax rates based on the US production was adopted by the US Secretary of the Treasury as the approach for the tax on imported chemicals (Zhang and Baranzini, 2004.).

GAO, 2008b). With respect to possible external solutions, important elements that need to be resolved include WTO compatibility, retaliation, and the energy and carbon efficiency. The Commission notes that investments being made in emerging economies, often by European companies, could in any event be using state of the art clean technology. If no global agreement is reached for a post-2012 framework the EU might consider the possible use of border tariffs to equalise the effective “tax” on carbon in traded goods coming into and exported out of Europe. It will make proposals, at the latest by 2011 (Delbeke, 2008). However, as a substantial part of carbon emissions are not priced by a straight-forward tax but by a cap-and-trade system with some free permits, any border tax adjustment is likely to be challenged as being discriminatory. Much work would need to be done to flesh out these arrangements, but in the view of Nordhaus (2007) carbon tax and border adjustments are familiar terrain because countries have dealt with problems of tariffs, subsidies, and differential tax treatment for many years. “The (tax) issues are elementary compared to those of a quantity-based regime” he adds.

The practicalities of border tax adjustments are briefly described as follows. According to one proposal, the level of tax on an imported product could be calculated as the additional costs of carbon permits incurred on procurement during production of the domestic equivalent product, using best available technology (Ismer and Neuhoff, 2004). The proposers claim that this would limit possible distortions and could be compatible with WTO constraints. They say that the crucial features are simplicity, which would be achieved by focusing on the CO₂ emissions caused by processed materials and a separate treatment of electric energy input to take account of regionally varying fuel mixes. Of course, the tax is less clear when the imports embody carbon that has been permitted for free in a cap & trade system. There is another uncertainty relating to the requirement that all “like” products be treated the same. If “like” applies to the final product, countries with carbon-intensive exports facing taxes on their embodied carbon might claim discrimination, which is why the destination principle is the easier approach.

For Ireland, once these issues were settled such calculations of embodied carbon can be made by looking at the supply chain using Input-Output analysis, as reported in the section on trends, above.

In addition to arguing that a border tax can be compliant with GATT as in the suggested version above, Weber and Peters point to a second avenue that a country might use. That is, a country might simply admit that the border tax is incompatible with GATT and claim an exception through Article XX of GATT. Exceptions for environmental reasons are allowed. The article states that measures relating to “conservation of natural resources” or out of necessity to

“protect human, animal, or plant life or health” are allowed if they are made in parallel with similar actions domestically (World Bank, 2007; Weber and Peters, 2009). The two precedents here have been controversial. Article XX was successfully used to block Canadian exports of asbestos intensive construction materials to France, and to block imports of shrimp to the US that had been caught by using nets that were harming turtles. If other WTO members were attempting to pass measures on climate policy that would invoke Article XX it may be easier to prove legality (Weber and Peters, 2009).

Nevertheless, the optimal solution for potential conflicts between WTO members would be to make the adjustment unnecessary. The harmonization of emissions pricing across countries would eliminate grounds for border tax adjustments in the first place. Logically the WTO should be rectifying the absence of carbon price (or similar), which, as already stated, effectively constitutes a subsidy for exports and an unfair practice, a description forcefully employed by Stiglitz (2006).³⁸ Such an internationally harmonized approach seems unlikely for now.

In the absence of a harmonized international price then, the second-best option for the members of the Kyoto coalition and its successor, might be to enact border adjustments for their current and future energy tax schemes vis-à-vis countries that do not enter the next agreement. Despite legal ambiguities and uncertainties, world trade law would most probably permit such actions (Biermann and Brohm, 2005).

Alternatively, Weber and Peters suggest that in the short-term “the effectiveness of using the global trade network as a “carrot”, through technology sharing, collaborative research, global sectoral agreements, and freeing trade in environmental goods, may outweigh the effectiveness of coercive “sticks”. They seem to imply that many sectors and not just carbon-intensive sectors would be affected and, in contrast to Stiglitz, they highlight the methodological and confidentiality concerns arising in calculating the carbon embodied in the vulnerable goods (i.e. primary goods apart). More importantly, they stress the present need to engage all countries in policy and, with self-serving behaviour in evidence, the mere perceived intent of border taxes may deter co-operation overall. Efforts to achieve such co-operation, they suggest, should

³⁸ While the US was refusing to sign up to action on climate change, Stiglitz argued for a global enforcement mechanism, involving import prohibition or border taxes, to prevent any country from inflicting harm on the rest of the world. Citing the precedents, he stated that the principle that global environmental concerns could trump narrow commercial interests was sustained by the WTO. Veenendaal and Manders (2008) meanwhile show that Stiglitz’s proposal is unlikely to be effective as an enforcement mechanism. Though mitigating the generally modest negative effects of unilateral climate policy by the EU, the pain inflicted on non-EU regions by border trade measures would “not seem to be effective in persuading non-abating countries to join a climate change regime”.

include improving accounting for the carbon inventories by using the consumption based approach (for international transport included), or extending emissions trading-cum-CDM to bottom-up approaches, such as global sectoral agreements. (But note this could reduce the benefits of simplified targets, discussed above under the section on international project mechanisms.) In addition to massive amounts of capital to finance diffusion of green technologies, reduction of barriers to diffusion are also called for by the authors. They say this is not to deny the role of carbon tariffs in avoiding non-compliance in climate change mitigation policy in the long term. But the benefits of global co-operation are large and border taxes should not be allowed to impede it in any way.

3.3 Standards and regulations

The use of direct government intervention through technical measures – such as regulations mandating appliance efficiency levels or the use of specific technologies – is often a cruder instrument than incentive-based measures. The state may be guided by political preferences rather than questions of economic efficiency or effectiveness when it chooses a particular technology as a response to climate change; governments are often poor predictors of technologies, simply because they are not omniscient. Technological developments would benefit from a guaranteed price of emissions, as technology has been bedevilled by uncertain carbon price up until now. Nevertheless, there are many cases that call for direct government intervention or a mixture of instruments rather than leaving things to the market, especially in cases of clear market failure. For example, there are economies of scale in the provision of information in the area of energy consumption. Savings are possible but many opportunities for reduced consumption remain hidden or otherwise unexploited. Reduced demand for energy or carbon-intensive fuels will be essential if Ireland is to move towards its long-term target (Fitz Gerald *et al*, 2008).

3.3.1 Energy efficiency

Energy efficiency provides much scope for reducing emissions according to the estimate that at least 20 percent of energy in the European Union is wasted (European Commission 2006). The European Commission has defined an Action Plan with about 75 measures that can be taken to increase energy efficiency in appliances, buildings, electricity generation and the transport sector. Ireland could exploit some of these measures aggressively where they are the lowest-cost opportunities for reducing emissions. The energy saving potential of buildings in the European Union is estimated at 28 percent and there is particular scope for savings in the public sector, where users of buildings generally do not have the incentive to use energy efficiently.

Early action on energy efficiency could be worthwhile, e.g. through the unilateral imposition of efficiency standards up to the cost-effective limit³⁹ for all buildings, regardless of size. Other measures include incentives for the development of passive houses, which rely on very good insulation levels and passive heating and mechanical ventilation rather than traditional heating systems, as well as measures to raise the efficiency of energy transformation, for instance by promoting Combined Heat and Power and district-heating schemes in urban areas. In addition, the appraisal of infrastructure projects such as foreseen under Transport 21 and the new Programme for Government should involve cost-benefit analysis to take into account the external costs and benefits of proposed projects including their impact on greenhouse-gas emissions. The correct share of public transport infrastructure options needs to be assessed in this manner.

3.3.2 *Spatial planning*

Spatial planning and its consistent, effective implementation is a crucial policy area to address because of the long-term impact that settlement patterns will have on greenhouse gas emissions. This calls for a radical overhauling of Ireland's planning regime, which has to date led to the haphazard development of rural and peri-urban areas, and in turn has locked a growing proportion of the population into energy-intensive commuting patterns. Higher density need not imply unsightly heavy-handed developments, provided that they are designed with communities in mind (European Environment Agency, 2006).

3.3.3 *Electricity generation from renewable sources*

The Programme for Government foresees that at least one third of electricity consumed in Ireland will be generated from renewable sources by 2020 (Government of Ireland 2007b, 16). This target is both ambitious and important if Ireland is going to meet its national emission targets. Political predictability is needed in this area because of the long investment horizon of the sector: generating stations typically have lifespans of about 20 years or more and distribution networks have lifespans of about 45 years (Deloitte & Touche 2005, 8).

Ireland has enormous and largely untapped resources of renewable energy. A 1997 study estimated that wind power could generate around 345 TWh per year, about 19 times the current electricity production of the ESB system, with the cost rising with the extent of penetration (ESBI/ETSU 1997). The recent grid study⁴⁰ shows that the type of grid is significantly different

³⁹ Costing in the external costs and benefits, as by Brophy *et al.*, 1999.

⁴⁰ <http://www.eirgrid.com/EirGridPortal/uploads/Announcements/EirGrid%20GRID25.pdf>

and more expensive if 6000 MW, rather than 4000 MW, of wind is to be accommodated. In the short-term, however, the potential of renewable energy will not be realised without government support. Many new renewable energy technologies are relatively expensive because they are in their infancy. The structure of the electricity grid itself also imposes barriers to the wider deployment of renewable electricity. Irish electricity is structured around a number of large base-load plants, mainly combined-cycle gas turbine. Such plant has high capital costs, runs continuously at high output and is well suited for providing the electricity market with a guaranteed minimum supply, but it is inefficient when operated at part load, and it is expensive to start up and shut down and therefore inflexible and unresponsive to fluctuating demands. According to some estimates, there is more than double the required amount of base-load plant in Ireland to satisfy minimum system demand (O'Connor 2006). This inappropriate generation mix has developed in response to rather crude market incentives rather than strategic planning.

The government could facilitate high penetration of wind energy (e.g. 30 percent) by encouraging the deployment of open cycle gas turbine stations, which have a relatively low capital cost and provide the flexibility to balance the energy system when the wind drops (ESRI/EPA 2004, 17). The most important and long-term challenge, however, will be to reorient the grid itself to allow the accommodation of greatly increased amounts of dispersed, often small generators of electricity from renewable energy sources (SEI 2004, 20). “Embedded” or “distributed” generation is electricity generated in small-scale units that are connected to regional electricity distribution networks. Properly designed, a grid based on embedded generation could reduce greenhouse gases through improved efficiency and the accommodation of electricity from renewable sources while bringing additional benefits of improved security of supply, through fuel diversity and a more flexible grid that is less prone to blackouts (Goodbody Economic Consultants 2002, 70). In Ireland there is much potential for flexible and new technologies such as modular combined cycle gas turbine, open cycle gas turbine, combined heat and power (large-scale, mini and micro) and fuel cells to be included in a national system of distributed generation. Micro-generation, which includes such technologies as domestic solar panels, brings embedded generation closest to the point of use. Combined Heat and Power (CHP, or the simultaneous production of electricity and usable heat; also known as cogeneration) would likewise benefit from a restructured grid. Though not necessarily based on renewable energy sources, CHP could also reduce greenhouse gas emissions by improving the efficiency of electricity conversion. The creation of a flexible electricity grid that accommodates major penetration of embedded generation will not happen without government

intervention, however. For instance, it is often impossible for technical reasons to connect micro-generation and small-scale electricity generation to the electricity network.

A reorientation of the national grid to accommodate wide-spread renewable and micro-generated electricity would allow a large increase in the penetration of low-carbon forms of electricity generation, including micro-generation. This depends on a strong policy of technical intervention by Government and the relevant authorities and is the subject of ongoing analysis. Such an intervention would not be to choose any specific technologies but rather to provide an environment in which many different kinds of technologies, including low-carbon ones, can compete. Such intervention could be justified because of the potential benefits and due to the national importance of the grid infrastructure. Short-term measures could include the introduction of a simplified protocol for connection to the grid and the introduction of smart metering, which would also promote energy efficiency by encouraging consumers to regulate their electricity consumption according to its price. Additional investment in interconnectors would also hedge against variability in output and allow Ireland to export as well as import electricity. In practice this can be less responsive depending on pricing arrangements which entail flows being determined one week ahead, for example. All these measures come at a cost. Nuclear power is unlikely to play a role in the generating mix without an equally strong government intervention, and a decision about any such intervention should be dependent on cost. Naturally nuclear energy should not be exempt from paying for its own particular external impacts such as end-of life, nuclear waste, monitoring and security costs that need to be factored in. Customers need to bear such costs (Helm, 2008c). The choice of fuel used to generate electric power will become more important with the increasing number of plug-in hybrids and all-electric cars on the Irish roads. If such cars are connected to a smart grid, their batteries could serve to stabilize power supply and allow for a greater penetration of variable and unpredictable energy sources such as wind, wave and solar power (DECNR, 2006).

3.3.4 Nuclear energy (domestic and imported)

For reasons of investor security and the risk (though small) of a radioactive accident, a nuclear power station could not be built without direct government financial support. To avoid inconsistent treatment of pollution, the costs of dealing with the waste and security would need to be factored in to the price of the electricity generated. Given that a nuclear power station takes about ten years to build, and no station has been proposed in Ireland, nuclear power is unlikely to play a significant role in Ireland's electricity mix (apart from some imported electricity) for the foreseeable future.

A pertinent objection to nuclear power is that it is the opposite of the kind of plant that is needed for the Irish electricity system. Nuclear power is currently not very economic in units below 700-800 megawatts, and its use would be limited to base-load plant, of which there is already a surfeit in Ireland (Bolger 2007; Lyons *et al.*, 2007). There may also be a trade-off between a centralised system that is made up of a small number of large generating stations and a more flexible, decentralised system made up of a large number of small generating stations, many of which would be based on renewable resources like wind or biomass and would be closer to the point of electricity use, as described above (Mitchell and Woodman, 2006). Finally, it is necessary to examine nuclear power's opportunity costs. Nuclear power is not currently cost competitive with other forms of electricity (although a 2003 MIT report suggested that nuclear power might be price competitive if the price of carbon rises to about \$50-200/ton carbon: Ansolabehre, 2003) and generally requires direct or indirect public support. The benefits of spending public money on a nuclear power station should be compared to the gains to be achieved by investing in energy efficiency or in non-technology specific measures like promoting a decentralised grid that accommodates embedded generation from a variety of different technologies. (These comparisons are facilitated through estimates for the schedule of marginal abatement costs.)

3.3.5 Carbon-intensive electricity generation: coal and peat

Besides peat, coal produces the highest proportion of greenhouse gases of any fuel, and large users are regulated by the EU Emissions Trading Scheme, which puts a cost on carbon and raises their electricity prices. The replacement of Moneypoint generating station with a gas-fired station would improve environmental performance, but this option has been rejected by the Government to reduce over-reliance on gas and maintain diversity of energy supply. The environmental impact of coal could be reduced by CO₂ sequestration (also known as carbon capture and storage), a technology that is still far from being cost effective at current carbon prices. Peat is an indigenous source of energy that provides local employment, but its extraction can destroy ecological habitats and it emits even more CO₂ than coal. One solution would be to replace peat – and, eventually, other fuels – with biomass, which would retain the social benefits of local employment that are gained by using peat while also boosting the use of a renewable source of energy with fewer environmental impacts. However even supplying 30 per cent of the current fuel used in peat stations with biomass would be likely to entail large imports.

The future viability of coal as a generating fuel in a climate change context depends on a nascent technology known as carbon capture and storage (CCS). The feasibility of ambitious climate targets may depend on the successful development of CCS as a cost-effective way of dealing with carbon emissions from coal, given the massive share of global electricity that coal provides (half of all electricity generation in the United States comes from coal) and its likely role in the future, given large global coal stocks. CCS refers to any process by which the CO₂ from coal combustion is captured from point sources like power stations and large factories, compressed into liquid form, transported to a suitable location and placed in permanent storage. Subterranean geological features are considered suitable for storage for many centuries with minimal risk of seepage and it could be based on the decades-old practice of injecting liquid into petroleum fields to increase oil recovery. The problem today is that CCS is an experimental process based on a complex stream of processes many of which depend on infant technologies. Demonstration projects reveal that CCS costs between \$50 and \$100 per tonne of CO₂ emitted; this adds between \$0.04 and \$0.08 to the price of a kilowatt hour of electricity (Fernando, *et al.*, 2008). CCS will therefore raise costs to consumers of electricity without providing any obvious co-benefits apart from reduced carbon emissions (the process of generating electricity by burning coal remains essentially unchanged). There may also be public resistance to CCS for several reasons including its cost, its “validation” of the continued use of coal for electricity generation, and the risks to ecosystems and human health from an accidental leakage of the captured CO₂.

To ensure that CCS is included in the panoply of policy and technology options available to address climate change there is a role for governments (including Ireland’s) to help develop and demonstrate the technologies necessary for CCS, and a large-scale mandatory CCS project could be set as a condition for the future continued operation of Moneypoint coal-burning power station. In general, however, the most appropriate approach will be to place a price on carbon emissions through taxation or an emissions trading scheme. The International Energy Agency predicts that the cost of CO₂ capture could fall 50% by 2030 to \$25-50 per tonne of CO₂ (Fernando *et al.* 2008, 28). In the context of a carbon price this could make CCS an attractive option for investment. This should be a decision for private investors, not governments, but the Government does have a role to play in the meantime by helping CCS demonstrate its applicability (if indeed it can be applied at scale) through supporting R&D and demonstration. Crucially, the Government must also ensure that any CCS research or full-scale deployment in Ireland be bound by an appropriate regulatory regime that measures its performance as well as any impacts to ecosystems or human health.

3.3.6 Information

Regulations are also needed to ensure information is delivered through such mechanisms as eco-labelling to enable consumers to use their market power to reward green producers. Utilities in particular must make it possible for consumers to know what quantities they are buying and what costs they are incurring. Many barriers that deter would-be investors in energy efficiency can be overcome quite easily by the provision of reliable and relevant information (Scott, 1997; Sorrell *et al*, 2004).

3.4 Subsidies

Subsidies are a way to attempt to secure a particular outcome by incentivising favoured technologies or practices. Carefully designed subsidies can succeed in reducing greenhouse gas emissions if set in the right policy mix, but, precisely because they need to be carefully designed, they are prone to lead to unintended or suboptimal outcomes. Some subsidies are outright counterproductive in the context of climate policy, such as the requirement for Irish electricity producers to generate electricity from burning peat (one of the most carbon-intensive fuels). Some subsidies provide perverse incentives, like the subsidy on public transport through a rebated tax on its fuel rather than on what should be encouraged, namely, passenger numbers; aviation has also benefited from a preferential and poorly targeted⁴¹ tax treatment (Scott and Feeney, 1998). Subsidies are popular, however, because they give large benefits to small focused groups while dispersing the costs on society in general (Jaffe *et al*, 2005).

Subsidies effectively make products or services cheaper than they would otherwise be. Direct subsidies are easy to observe and measure but indirect subsidies, which are less easy to define, have a significant impact. These include subsidies to production inputs, such as water, which is significantly underpriced in Ireland and encourages over-use and can give false signals to expand supply, with concomitant energy use. Although subsidies play a positive role in technology research and development is discussed in the next section, they tend to be quite technology-specific and can be misused.⁴² One major example is the set of subsidy structures in place for biofuels to help achieve target shares for their future use. EU subsidies to biofuels in 2006 were an estimated €3.6 billion, through Common Agricultural Policy payments and other

⁴¹ This subsidy has now been removed. A targeted measure is one that is correctly applied at the point of decision to pollute or not to pollute (or as close as possible to it), e.g. whether or not to use another litre of water, petrol, or get a plastic bag etc. At this point the user can make a difference to the amount of tax they pay and the effect they have on the environment.

⁴² The subsidy may be guided by estimates in the MAC, but the cost of abatement in individual cases is ultimately unknowable until tried. Sectors in the UK, threatened with a carbon price, in many cases abated far more than expected (Salmons, 2007).

measures. The Food and Agriculture Organisation's (2008) estimate of global support for biodiesel and ethanol is US \$12 billion in 2006. This is excluding the costs of the side effects of the policy of subsidising biofuels, in diverting food to fuel thereby exacerbating demand from an already hard-pressed food supply, and putting pressure on land. Similarly German subsidies to solar panels, via a feed-in electricity price, have raised the price of silicon, making solar panels expensive to install in more appropriate locations including Africa.⁴³ Germany is not a natural location for solar electricity and while a "success" in terms of take-up and illustrating the power of price, it also risks upsetting the comparative advantage of wind energy, with the temptation for subsidy leap-frogging. Subsidy policies are used as a way to sidestep addressing the real the culprit of global warming directly, namely, carbon emissions.

In the absence of emissions pricing, subsidies to the adoption of new technology do not in themselves encourage reduced use of polluting technology. Furthermore they can benefit the very products that ought ideally to be discouraged, by helping marginal firms and even encouraging new entrants, thereby increasing pollution. They can require large public expenditure per unit of effect, since recipients who would have innovated anyway may also receive the subsidy (the free rider or additionality issue). Another problem arises with the revenue that must be raised to finance subsidies. Ireland's targets are onerous to the extent of having potential macro-economic effects, but raising taxes to fund subsidies distorts the allocation of resources and moves the economy away from efficient allocation. The cost of the subsidy is not just its value, but the extra cost of providing a subsidy with public money. Studies for Ireland put the adjustment factor at well over 1 for multiplying the nominal cost to establish the true cost (Barrett, 1997; Honohan and Irvine, 1987).

Notwithstanding the above, there is a role for subsidies in a well-designed policy mix. Cost-effective technologies that are not widely installed could be suffering an information failure and subsidised energy audits that recommend energy-saving projects can help overcome this. A feed-in tariff for renewable electricity can drive the deployment of new technologies to help them achieve economies of scale, although the German example showed the danger of setting the subsidy too high. All the while systematic assessment of subsidy outcomes is recommended (Jaffe et al, 2005). In addition, public funds could be made available through grants (e.g. administered by Sustainable Energy Ireland), to direct investment in energy efficiency, renewable energy and low carbon emission projects, and also to provide a source of capital

⁴³ "More heat than light", *The Economist*, 7 April 2008.
http://www.economist.com/world/international/displaystory.cfm?story_id=10989479

available to banks and lending institutions to subsidise low-interest loans to companies that are seeking finance for projects to deliver low carbon or renewable.

3.5 Research and development policy

The market failure associated with the emissions externality has already been discussed, but the existence of a second market failure must be emphasised, which is summed up as the occurrence of knowledge spillovers. These spillovers are the results of investment in R&D and of learning by doing and information. These results are externalities, but of the positive kind, requiring market corrections, in the form of subsidies to R&D and production subsidies for demonstrating renewable energy to rectify their under-provision. The positive gains are often not captured by those who invest in the R&D (Bazilian *et al.*, 2004; Morgenroth and Fitz Gerald, 2006; Ryan and Turton, 2007). In the UK a decline in R&D activity occurred with reforms to promote competition in the electricity sector, because the fruits of their investigations would now be shared by other parties (Scott and Evans, 2007). The resulting under-investment and lack of development and demonstration of new technology can be rectified by government subsidies. Investment in R&D itself may be doubly under-provided unless there are market corrections dealing with both externalities, which pay for the spillover benefits and put a value on technology's output, namely, carbon reduction.

Optimal correction of two such market failures requires more than one single policy and the issue of policy mix has received attention recently (Jaffe *et al.*, 2005). In a study that assesses policies for reducing emissions and promoting renewable energy in the US electricity sector, Fischer and Newell (2008) find that due to knowledge spillovers, optimal policy performance involves a portfolio of different instruments. They judge optimality by various criteria: economic surplus,⁴⁴ emissions reduction, renewable energy production and R&D. The authors find that an optimal portfolio of policies can achieve emissions reductions at a significantly lower cost than any single policy, although the reductions continue to be due *primarily* to the emissions price. In particular they show that an emissions price alone, although the least costly of the single policy levers, is significantly more expensive alone than when used in combination with optimal knowledge subsidy policies. Also the burden on consumers may be large if they do not benefit in some way from revenue transfers (a problem of granting permits for free as opposed to auctioning them, discussed under the section above on emissions trading).

⁴⁴ The economic surplus is measured as the environmental benefits net of the sum of changes in consumer and producer surplus and revenue transfers from subsidies and taxes.

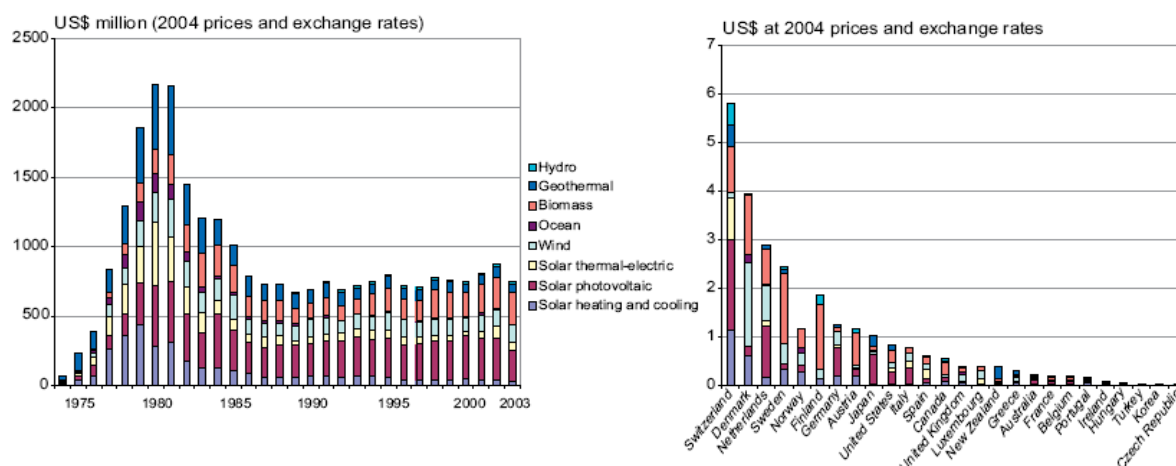
Importantly a renewables research subsidy on its own is the most costly single policy for reducing emissions, and a renewables output subsidy is the next most costly, though much less so.⁴⁵ With the combination policy, the required emissions price is much more modest.

Fischer and Newell point to some clear principles that emerge from their study. Under the ultimate goal of reducing emissions, policies that create incentives for fossil-fuelled generators to reduce emissions intensity, and for consumers to conserve energy, perform better than those that rely on incentives for renewable energy producers alone. A renewable energy R&D subsidy on its own turns out to be an inefficient means of emissions reduction, in so far as it postpones the majority of effort to displace fossil-fuelled generation until after costs are brought down by R&D. In the absence of conservation incentives and emissions pricing in particular, it requires very large R&D investments and forgoing near-term cost-effective abatement opportunities. They state that their results emphasise the importance of policies that encourage abatement across all available forms and timeframes, as well as highlighting the limitations of narrowly targeted policies, particularly those focused solely on R&D.

Research is a major area for state subsidies in Ireland, attracting €8.2 billion of funding in the 2007-2013 National Development Plan. The establishment of the Irish Energy Research Council in 2006 establishes a strategy for research in the energy area, but Ireland has historically spent less, per capita, on research and development of renewable energy than its OECD peers (see Figure 3). Current policy is intended to develop a more competitive contribution from indigenous, and in particular, renewable energy sources as well as improvements in energy efficiency in transport, energy-supply systems, buildings and industry (Government of Ireland 2006, 160). An example might be ocean energy from waves or tides, which is abundant around the island of Ireland and, because tidal power is predictable, could provide a backup source of energy to support wind power (DCMNR, 2005; SEI 2006, 10). To contain risk, the research needs to be shared with other countries and ought to include systematic updates of the known and expected comparative costs of emissions abated by different technologies.

⁴⁵ The paper concentrates on the mid-term, but the authors point out that R&D focused on breakthrough technologies could have greater salience in the context of deeper long-term emissions reductions.

Figure 3: IEA member government budgets for total renewable energy R&D annual investments for 1974–2003 (left) and investment per capita, averaged between 1990 and 2003 (right).



Source: Sims et al. (2007), 314, reproduced from International Energy Agency

Regular reviews of the state research and development and its budget, foreseen under the National Development Plan, would help to maximise the synergies with Ireland’s climate-change goals. Prioritised according to potential savings in abatement costs, research across a broad range of technologies can be promoted. One should keep in mind, however, that subsidies to R&D reward effort rather than success. R&D subsidies are therefore no substitute for a carbon price, which itself would also stimulate R&D.

4 An optimal approach for Ireland

The economic downturn means that Ireland is now probably close to being on track to reduce its greenhouse gas emissions under its Kyoto commitment for 2008-2012. The segment of the economy already covered by the EU Emissions Trading Scheme will automatically be in compliance and so the area of uncertainty lies in the amount of foreign credits that will need to be purchased. Our compliance with respect to the stringent 2020 goals set by the EU may also have become easier though the extent depends on the timing of the economic pick-up.

The current pause presents not merely a breathing space but a valuable opportunity for the Irish Government. Political parties can focus on the longer-term strategy and determine how to provide the appropriate context for building a sustainable economy. Although national emissions contribute but a small fraction of global emissions, meeting its EU and UN obligations could be important for the country in order to avoid the image of free-riding on the efforts of other nations. Moreover Ireland could enhance its standing and perhaps even lead the way by demonstrating what can be achieved by intelligent policies that focus on emissions reduction and avoid many usual routes that waste resources in that pursuit. The task is still demanding and therefore efficient approaches are needed.

This paper has set out some of the policy options that are available to the Irish Government to reconcile its emissions obligations with its aim for economic growth.. The issue is not so much the technical feasibility as how to make it happen, to quote the UK's Committee on Climate Change.⁴⁶ There are many ways to reduce emissions; the point is that they are not all equally expensive or easy to implement. It involves recognising that the finite resource in question is the planet's capacity to absorb our emissions, which is a resource we use to the extent that it benefits us as individual entities to do so. Policies must address this root of the problem, otherwise they will be straining against human nature. Our emissions reflect our acquired infrastructure and way of life and it is natural to continue to "use the capacity", in so far as we can and as it remains free. This issue cannot be ducked if we wish to avoid spending sizable sums of taxpayers' money on policies with disappointing results.

Nevertheless it seems commonly accepted that the introduction of ideal solutions is constrained by political preferences, the inertia of economic sectors and the demands of public opinion. It is indeed difficult for government, stakeholders and citizens to become conversant with the empirical work on the best combination of different instruments and measures. More expensive

⁴⁶ Committee on Climate Change, 2008, p/xiii.

measures may satisfy a political ideal, but such decisions, if taken, should be the result of an open process and a proper understanding of reasons and costs and benefits. There may be a case for choosing a more expensive approach to ensure equity to vulnerable members of society, for instance, though clearly not if there are better ways to protect them or it is merely kinder to a valued political constituency at the expense of society as a whole. An open process that is subject to public scrutiny and appraisal is less likely to be abused in such a way.

As a general approach, we recommend the following criteria and priorities:

- Regulatory certainty: Government should establish the necessary credible long-term political certainty to guide investment decisions and other areas of government policy. Such certainty reduces risks and creates an environment conducive to long-term decisions. To this end, the Government should initiate a consensus agreement on Ireland's target beyond 2020, indicative short-term interim implications and the policies to meet such targets. Using evidence-based research and estimates of abatement costs, such a consensus should be struck with all- or nearly all-party agreement and should be based on a process of consultation and stakeholder involvement along the lines of the Social Partnership agreements. The need to facilitate mechanisms that result in adoption of the best abatement options, which may not be known, or even knowable, will then become clear. The envisaged Commission on Climate Change as foreseen in the Programme for Government would play a central role. It should be able to remove decision on climate policy from short-term political considerations, and may one day achieve an independent position. Without fear of vested interests it should be able to present policies that are best for the economy subject to ensuring safeguards for the vulnerable.
- Clearly defined incentives: Given the nature of the underlying problem, a key requirement is to ensure a credible long-term price of carbon. Would-be investors in abatement technology cannot operate properly without this reassurance. To avoid worthwhile carbon reduction opportunities being overlooked, as at present, every emitter needs to be faced with this price, not just those in the EU Emissions Trading Scheme. Where they currently apply, carbon prices are determined by the abatement costs of participants in this scheme and by its short-term targets. If it is found that having a broad pricing regime is insufficient to drive the target decarbonisation of the Irish economy, complementary measures would be required to deliver carbon reductions in specific sectors of the economy in an efficient and equitable way. These measures will be helped,

rather than hindered as at present, with the correct incentive pricing. It would reward results rather than inputs.

- Transparent, dynamic and fair process: The process by which Ireland reduces its greenhouse gas emissions is similarly important. The Commission on Climate Change should oversee the formulation and implementation of the national climate-change strategy, which should be entirely open to input from stakeholders and the general public and be accompanied by a regular public reporting method to reveal the emission performance of individual economic sectors and government departments/policy areas. Appraisals should take all costs into account including environmental costs; to this end the Commission should prepare a detailed ongoing survey of abatement opportunities across the economy to demonstrate options and their associated costs. To the extent that intermediaries would automatically provide this analysis under correct carbon pricing, the Commission's role would be to ensure that gaps are addressed. Relative costs of domestic versus foreign schemes for reducing emissions should be explicit and the Commission should keep abreast of technical potentials, costs and international policy processes. The Commission should devote significant effort to gain public support for climate change measures across all sectors and segments of society with correctly pitched information. Transparency also requires that revenues arising from the price imposed on carbon are tracked. Because carbon revenues (including windfalls from grand-parented permits) derive from the planet's "common resource" these revenues should accrue to government. This is so that they are available for national use such as shielding the vulnerable according to need and to help the macro-economy. The macro-economy is best helped by using the revenues in such areas as protecting competitiveness and reducing employment costs in particular. Sub-optimal use of revenues is to be resisted.

How do the policy options considered in this paper perform on these criteria? The main ones are outlined now.

Regulatory instruments have an important role to play, especially in areas where individuals do not have expertise, such as in building standards for example, or where a framework for development is needed that considers the common good, e.g. spatial planning, urban design. Other instances occur where the individual is discouraged from installing energy efficiency measures because they cannot reap a direct benefit, e.g. landlord's properties require regulation as do other instances of a principal-agent relationship. It is easy for standards to

multiply, explode even, if they aspire to deal with every situation and action. Standards and regulations can impose widely different carbon reduction costs, including administration costs, on individuals and entities. Some expensive actions are forced on people and some cheap actions are omitted – such variation in abatement cost violates criterion 2 and risks raising abatement costs overall. On the other hand the regulated measure may be worthwhile in any event and may provide valuable information in to the bargain, e.g. Building Energy Ratings. This of course can be validated by appraisal based on an explicit carbon price.

Market-based instruments, by contrast, put a price on carbon emissions. These include subsidies, emissions trading schemes and carbon taxes. The extent to which they secure a credible long-term price and encourage best actions, and the manner of their impact on the macro-economy and vulnerable groups, will differ according to the instrument chosen.

Subsidies usually reward inputs and do not directly price emissions. Ensuing emissions reductions *per se* are brought about at a high cost that has to be funded by the general taxpayer. Unless subsidies are in some manner awarded according to an amount of carbon saved their incentive properties can be weak. The application of subsidies is called for in the case of bodies that are capital-constrained, such as low-income households. An area where subsidies can pay off is in the field of knowledge and information. Economies of scale in gathering information that reduce the barriers, such as unfamiliarity and hassle, to would-be investors in energy efficiency, make subsidies to information agencies worthwhile, for example. The form of and relevance of information, such as relevant case studies, also matter. Research and Development also provide external benefits that merit subsidies.

Turning to emissions trading schemes, the EU scheme has provided valuable information from which much can be learned. In order to control volatility in the price of carbon permits and thus satisfy criterion 2, a floor price and a ceiling price will need to be imposed. To satisfy fairness as in criterion 3, permits should be purchased at auction from the State to level the playing field for incumbents and new entrants and enable the correct use to be made of funds accruing from carbon pricing. That these issues are dealt with in some ways is no reason for not facing up to them squarely.

Carbon taxes satisfy all the desired criteria. They can provide a credible long-term carbon price and they correctly reward climate-friendly behaviour (including investment, R&D and recycling). They provide revenue, meaning that carbon taxes enable “environmental tax reform” – the revenue can be used to help competitiveness and employment and to support vulnerable groups according to need. In the case of vulnerable industries, it is found that they can respond well to negotiated agreements. During a fiscal contraction, the introduction of carbon taxes can allow other tax hikes to be softer. Moreover where they have been applied they have not been found wanting, either in terms of economic effect or emissions reduction. If operated alongside the emissions trading scheme in which a floor and ceiling are imposed on the price of permits (a “hybrid” ETS), the common price requirement is satisfied if the rate of tax is related to the forward price of emissions permits.

In brief, these are the main instruments that governments have to hand and it is important to ensure that the instruments work together. The EU Emissions Trading Scheme is established for now and it deals with a sizable share of emissions. It is evident that serious improvements in the scheme are desirable. The effect of these would be to provide a more credible long-term price of carbon, to which a carbon tax applied to the remainder of the emissions would need to be linked with maximum flexibility allowed between them. Subsidies are an expensive approach requiring extra co-ordination to ensure consistency with long-term objectives.

This synthesis report discussed the main policy options for reducing Ireland’s emissions and attempted to clarify some of the issues. In sum, Irish society as a whole will have to pay more if the best policies, and the best mix thereof, are not used. Less efficient policies increase the costs of achieving a given target and reduce the ability of the Government to drive Ireland’s development in a more sustainable direction.

Annex 1: Annualised emission reductions

Year	3% reduction (MtCO ₂ e)	% of 1990 baseline	4% reduction (MtCO ₂ e)	% of 1990 baseline
1990	55.08		55.08	
2005	69.95	127%	69.95	127%
2007	67.85	123%	67.15	122%
2008	65.82	119%	64.47	117%
2009	63.84	116%	61.89	112%
2010	61.93	112%	59.41	108%
2011	60.07	109%	57.04	104%
2012	58.27	106%	54.75	99%
2013	56.52	103%	52.56	95%
2014	54.82	100%	50.46	92%
2015	53.18	97%	48.44	88%
2016	51.58	94%	46.51	84%
2017	50.04	91%	44.64	81%
2018	48.53	88%	42.86	78%
2019	47.08	85%	41.14	75%
2020	45.67	83%	39.50	72%
2021	44.30	80%	37.92	69%
2022	42.97	78%	36.40	66%
2023	41.68	76%	34.95	63%
2024	40.43	73%	33.55	61%
2025	39.21	71%	32.21	58%
2026	38.04	69%	30.92	56%
2027	36.90	67%	29.68	54%
2028	35.79	65%	28.49	52%
2029	34.72	63%	27.35	50%
2030	33.68	61%	26.26	48%
2031	32.66	59%	25.21	46%
2032	31.68	58%	24.20	44%
2033	30.73	56%	23.23	42%
2034	29.81	54%	22.30	40%
2035	28.92	53%	21.41	39%
2036	28.05	51%	20.56	37%
2037	27.21	49%	19.73	36%
2038	26.39	48%	18.94	34%
2039	25.60	46%	18.19	33%
2040	24.83	45%	17.46	32%
2041	24.09	44%	16.76	30%
2042	23.37	42%	16.09	29%
2043	22.66	41%	15.45	28%
2044	21.98	40%	14.83	27%
2045	21.32	39%	14.24	26%
2046	20.69	38%	13.67	25%
2047	20.06	36%	13.12	24%
2048	19.46	35%	12.59	23%
2049	18.88	34%	12.09	22%
2050	18.31	33%	11.61	21%

Annex 2: Carbon taxes at rates ranging from €5 to €30 per tonne CO₂

Possible carbon tax rates (euro per tonne of CO ₂):	5	10	15	20	25	30
	Carbon tax (euro per unit)					
DOMESTIC						
Premium Unleaded Gasoline 95 RON (litre)	0.01	0.02	0.04	0.05	0.06	0.07
Automotive Diesel - Non-Commercial User (litre)	0.01	0.03	0.04	0.05	0.07	0.08
Natural Gas - Household (kWh)	0.001	0.002	0.003	0.004	0.005	0.006
Electricity - Household (kWh)	0.003	0.006	0.009	0.012	0.015	0.018
Light Fuel Oil - Household (1000 litres)	13.42	26.83	40.25	53.67	67.09	80.5
Briquettes (bale)	0.12	0.24	0.36	0.48	0.60	0.72
Premium domestic coal (tonne)	14.08	28.16	42.24	56.32	70.40	84.47
COMMERCIAL						
Automotive Diesel - Commercial User (litre)	0.01	0.03	0.04	0.05	0.07	0.08
Natural Gas - Industry (10**7 kcal GCV = TOE)	11.89	23.78	35.67	47.56	59.45	71.34
Electricity - Industry (kWh)	0.003	0.006	0.009	0.012	0.015	0.018
Light Fuel Oil - Industry (1000 litres)	13.42	26.83	40.25	53.67	67.09	80.5
High Sulphur Fuel Oil - Industry (tonne)	15.67	31.34	47.01	62.68	78.35	94.02
Jet fuel (litre)	0.01	0.02	0.04	0.05	0.06	0.07
Marine diesel (litre)	0.01	0.03	0.04	0.05	0.07	0.07

Notes: Figures are subject to rounding.

Emission factors from Environmental Protection Agency (EPA) and Sustainable Energy Ireland (SEI).

References

- AEA Technology, 2008. Cap and Share: Phase 1; policy options for reducing greenhouse gas emissions – Interim Final Report, Report for the COMHAR Sustainable Development Council, 28 May.
- Amarach, 2005. “Ireland’s Oil Dependence: Trends, Prospects & Options”, Amarach Consulting & Robert Hirsch, Forfas, Dublin, February 2006.
- Andersen, M. S. and P. Ekins, 2009. “Carbon-energy taxation: lessons from Europe”, Oxford University Press.
- Ansolabehre, Stephen, et al., 2003. The Future of Nuclear Power: An Interdisciplinary MIT Study. Boston: Massachusetts Institute of Technology.
- Barker, T., S. Junankar, H. Pollitt and P. Summerton, 2007. “Carbon leakage from unilateral environmental tax reforms in Europe, 1995-2005”, *Energy Policy* 35, 6281-6292
- Barker, T., S. Junankar, H. Pollitt and P. Summerton (forthcoming) “The macroeconomic effects of unilateral environmental tax reforms in Europe, 1995-2012’ in *Innovation, Technology and Employment: Impacts of Environmental Fiscal Reforms and Other Market-Based Instruments*, edited volume in "Critical Issues in Environmental Taxation VOL VI", Oxford University Press.
- Barrett, A., J. Lawlor and S. Scott, 1997. *The fiscal system and the polluter pays principle, a case study of Ireland*, Ashgate, Aldershot.
- Bazilian, M., F. J. Convery and L. Ryan, 2004. Investing in Research and Development (R&D) to Advance Renewables Technology – Lessons and Opportunities Proceedings of Technology Partnerships for Renewables: Key to Energy Security, Stockholm, Sweden
- Bergin, A., J. Fitz Gerald and I. Kearney, 2004. *The macro-economic effects of using fiscal instruments to reduce greenhouse gas emissions*, (2001-EEP/DS8-M1), ERTDI Programme 2000-2006. Environmental Protection Agency, Wexford
- Berman E. and L. Bui, 1999. ‘Environmental Regulation and Productivity: Evidence from Oil Refineries’ (May) Boston University and the National Bureau of Economic Research
- Biermann, F and R. Brohm, 2005. „Implementing the Kyoto Protocol without the USA: the strategic role of energy tax adjustments at the border”, *Climate Policy* 4 289–302
- Bolger, C. 2007. “Energy Sector: Issues for Cutting Emissions”, unpublished note.
- Brophy, V., J. P. Clinch, F. C. Convery, J. D. Healy, C. King and J. O. Lewis, 1999, Homes for the 21st Century- the costs and benefits of comfortable housing for Ireland, report prepared for Energy Action by the Energy Research Group and Environmental Institute, University College Dublin, Dublin: Energy Action Ltd.
- Callan, T., S. Lyons, S. Scott, R. S. J. Tol and S. Verde, 2009, “The distributional implications of a carbon tax in Ireland”, *Energy Policy*, vol 37 no. 2, 407-412, Elsevier, Amsterdam

Cambridge Econometrics, 2008. Analysis of a personal cap and share scheme - Report for COMHAR Sustainable Development Council, 21 August.

CEC (Commission of the European Communities), 2008. "Proposal for a DECISION OF THE EUROPEAN PARLIAMENT AND OF THE COUNCIL on the effort of Member States to reduce their greenhouse gas emissions to meet the Community's greenhouse gas emission reduction commitments up to 2020", COM(2008) 17 final, 2008/0014 (COD), Brussels, 23.1.2008

COMETR, 2007. Summary at: http://www2.dmu.dk/cometr/COMETR_Summary_Report.pdf

COMETR, 2007. Final Report at: http://www2.dmu.dk/cometr/COMETR_Final_Report.pdf

Committee on Climate Change (CCC), 2008. *Building a low-carbon economy – the UK's contribution to tackling climate change*. (First report of the Committee on Climate Change), The Stationery Office.

Conefrey, T., J. Fitz Gerald, L. Malaguzzi Valeri, R. S. J. Tol, Richard, 2008. "The Impact of a Carbon Tax on Economic Growth and Carbon Dioxide Emissions in Ireland", Economic and Social Research Institute, Working Paper 251.

Congressional Budget Office, 2008. Effects of gasoline prices on driving behaviour and vehicle markets.

Convery, F.J. and L. Redmond, 2007. "Market and price developments in the European Union Emissions Trading Scheme", *Review of Environmental Economics and Policy*, Vol. 1, 1.

DCMNR, 2005., "Ocean Energy in Ireland: An Ocean Strategy for Ireland" submitted to the Department of Communications, Marine and Natural Resources. Dublin: Department of Communications, Marine and Natural Resources, October.

DECNR, 2006. Renewable Energy Feed in Tariff (RE-FIT - 2006) - A Competition for electricity generation from biomass, hydro and wind.
<http://www.dcenr.gov.ie/Energy/Sustainable+and+Renewable+Energy+Division>

Delbeke, J., 1991. "Draft Communication to the Council on a Community Strategy to Limit Carbon Dioxide Emissions and to Improve Energy Efficiency", European Commissions, Brussels, SEC(91) 1744 FINAL.

Delbeke, J., 2008. EEB (European Environment Bureau), 2008. European Commission weighing up options on CO2 Border Tax, Euractiv.com, 27 February.
<http://www.euractiv.com/en/climate-change/commission-weighing-options-co2-border-tax/article-170587>.

Deloitte & Touche, 2005. Review of the Irish Electricity Sector. Dublin: Department of Communications, Marine and Natural Resources, 9 December.

DEHLG, 2007. *National Climate Change Strategy 2007 -2012*, www.environ.ie .

ECMT (European Conference of Ministers of Transport, now the International Transport Forum), 1998. *Efficient Transport for Europe – Policies for Internalisation of External Costs*, OECD, Paris.

Eddington Transport Study, 2006.
available on <http://www.dft.gov.uk/162259/187604/206711/volume1> .

Ederington, J. and J. Minier, 2003. “Is environmental policy a secondary trade barrier? An empirical analysis”, *Canadian Journal of Economics*, 36 no 1, pp 137-154.

EEB (European Environment Bureau), 2008. European Commission weighing up options on CO2 Border Tax, Euractiv.com, 27 February. <http://www.euractiv.com/en/climate-change/commission-weighing-options-co2-border-tax/article-170587> .

EPA, 2008. “Ireland's Emissions of Greenhouse Gases for the period 1990-2006 - Final figures for Ireland's 2006 Greenhouse Gas Emissions for the period 1990-2006”. Wexford: Environmental Protection Agency, 14 August 2008,
<http://www.epa.ie/downloads/pubs/air/airemissions/name,23960,en.html> .

EPA, 2008. “Ireland’s National Greenhouse Gas Emissions Projections to 2020”. Wexford: Environmental Protection Agency, 14 August 2008

ESBI/ETSU, 1997. EU Altener Report “Total Renewable Energy Resource in Ireland”.

European Commission, 2006. “Action Plan for Energy Efficiency: Realising the Potential”. Brussels: European Commission, COM (2006) 545, 19 October.

European Commission, 2007a. “Green Paper on market-based instruments for environment and related policy purposes”. COM(2007) 140 final Brussels: European Commission, 28 March.

European Commission, 2007b, Competitiveness Effects of Environmental Tax Reform – COMETR, funded study coordinated by M. Skou Andersen (NERI), Policy Brief available on http://www2.dmu.dk/cometr/Partner%20only/Brussels/policy%20brief/COMETR_Policy_Brief_Mar_2007.pdf. Figure 2 by Cambridge Econometrics.

European Environment Agency, 2006. “Urban Sprawl in Europe: The Ignored Challenge”. EEA Report 10/2006. Copenhagen: European Environment Agency.

ETUC (European Trade Union Confederation) 2007. With Instituto Sindical de Trabajo, Ambiente y Salud; Social Development Agency; Syndex; Wuppertal Institute, “Climate change and employment: Impact on employment in the European Union-25 of climate change and CO₂ emission reduction measures by 2030”. Brussels, February.

European Union, 2004. “Directive 2004/101/EC of the European Parliament and of the Council of 27 October 2004 amending Directive 2003/87/EC establishing a scheme for greenhouse gas emission allowance trading within the Community, in respect of the Kyoto Protocol’s project mechanisms”, Official Journal of the European Union, 13 November.

European Union, 2007., European Council Presidency Conclusions. Brussels: Council of the European Union, 8-9 March.

- Feasta, 2007. “The great emissions rights give-away”. Dublin: Feasta, March.
- Fernando, H., J. Venezia, C. Rigdon, P. Verma, 2008. “Capturing King Coal: Deploying Carbon Capture and Storage Systems in the U.S. at Scale”. World Resources Institute. Washington, D.C. May.
- Fischer, C. and R. G. Newell, 2008. “Environmental and technology policies for climate mitigation”, *Journal of Environmental Economics and Management*, vol. 55 142-162. Elsevier.
- Fitz Gerald J. and D. McCoy, 1992. The economic effects of carbon taxes, PRS no. 14, Economic and Social Research Institute, Dublin.
- Fitz Gerald, J., J. Hore and I. Kearney, 2002. A model for forecasting energy demand and greenhouse gas emissions in Ireland, Working Paper no. 146, Economic and Social Research Institute, Dublin.
- FitzGerald, J. and R.Tol, 2007. “Europe’s airline emissions plan is a flight of fancy”. *Financial Times*, 18 January 2007.
- Fitz Gerald, J., A. Bergin, T. Conefrey, S. Diffney, D. Duffy, I. Kearney, S. Lyons, L. Malaguzzi Valeri, K. Mayor and R. Tol, 2008. Medium Term Review 2008-2015. Economic and Social Research Institute, No 11, May, Dublin.
- Fitz Gerald, J., M. Keeney and S. Scott, 2009. “Assessing vulnerability of selected sectors under environmental tax reform: The issue of pricing power”, in *Journal of Environmental Planning and Management*, Vol 52 no 3, Taylor and Franics.
- Food and Agriculture Organisation (United Nations) 2008. The State of Food and Agriculture - BIOFUELS: prospects, risks and opportunities, Rome, <ftp://ftp.fao.org/docrep/fao/011/i0100e/i0100e.pdf>
- FoEI, 2007. (Friends of the Earth Ireland) Irish climate change policy – The Next Steps, paper by Oisín Coghlan, Environment Ireland Conference, 4 September.
- Gibbons, J, 2008. “Oil volatility could open up exchequer mother lode”, *Irish Times*, Thurs, Nov 27.
- Gilbert, A. and G. Reece, 2006. “Developing a carbon budget for the UK with opportunities for EU action”. London: ECOFYS/Friends of the Earth, September 2006
- Government of Ireland, 2006. Towards 2016: Ten-Year Framework Social Partnership Agreement 2006-2015. Dublin: Department of the Taoiseach, June.
- Government of Ireland, 2007a. National Development Plan 2007-2013. Transforming Ireland: A Better Quality of Life for All. Dublin: The Stationary Office, January .
- Government of Ireland, 2007b. An Agreed Programme for Government. Dublin: Department of the Taoiseach, June.

- Grian, 2005. "Recommendations on the methodology for the allocation of allowances in the National Allocation Plan for the period 2008-2012". Dublin: Grian, 31 January.
- Gurría, A., 2008. OECD Secretary-General at the European Commission, Seminar on Climate Change. Paris, 1 April 2008.
- Hardin, G., 1968. The Tragedy of the Commons, *Science*, 168, 13 December.
- Helm, D., 2008a. "Climate-change policy: why has so little been achieved?" *Oxford Review of Economic Policy*, Volume 24, Number 2, 211–238
- Helm, D., 2008b. "Caps and Floors for the EU ETS: a practical carbon price", 13 October.
- Helm, D., 2008c. "Nuclear economics and the policy framework", Chatham House, 18 November.
- HM Treasury, 2006. Stern Review of the Economics of Climate Change. Cambridge: Cambridge University Press, October.
- Honohan, P. and I. Irvine, 1987. "The Marginal Social Cost of Taxation in Ireland", *Economic and Social Review*, 19, 1, 15-41.
- IEA (International Energy Agency), 2008. World Energy Outlook 2008. OECD/IEA 2008 Paris.
- Ismer, R. and k. Neuhoff, 2004. "Border Tax Adjustments: A feasible way to address nonparticipation in Emission Trading", *Cambridge Working Papers in Economics*, <http://www.dspace.cam.ac.uk/handle/1810/388>
- Jaffe, A.B., R.G. Newell and R.N. Stavins, 2005. "A tale of two market failures: Technology and environmental policy", *Ecological Economics*, vol 54 164-174. Elsevier.
- Keenan, B., 2008. "Reality check is the first step to stopping oil-fired boom and busts", *Irish Independent*, Friday 27 June 2008
- Kind, V., K. Macdonald and E. Williams (2002) "Unravelling the Competitiveness Debate", *European Environment*, Vol.12, 284-290
- Koplow, D. et al. (2006). Biofuels – At What Cost? Government Support for ethanol and biodiesel in the US, Global Subsidies Initiative, International Institute of Sustainable Development, Geneva. http://www.globalsubsidies.orgMG/pdf/biofuels_subsidies_us.pdf
- Kuik, O., L. Brander, and R.J. Tol, 2009. "Marginal Abatement Costs of Carbon-Dioxide Emissions: A Meta-Analysis", *Energy Policy*, 37, 1395-1403.
- Levinson, A. 1996. "Environmental regulations and manufacturer's location choices: Evidence from the Census of Manufactures", *Journal of Public Economics*, 62 (1-2) 5-29.
- Levinson A., and M. Scott Taylor, 2004. Unmasking the Pollution Haven Effect., NBER Working Paper Series 10629.

- List, J. A. and C. Y. Co, 2000. “The effects of environmental regulations on foreign direct investment, *Journal of Environmental Economics and Management*, 40, 1-20.
- Lyons, S., J.D. FitzGerald, N. McCarthy, L. Malaguzzi Valeri and R.S.J. Tol, 2007. ‘Preserving Electricity Market Efficiency while Closing Ireland’s Capacity Gap’, *Quarterly Economic Commentary*, Autumn, 62-82.
- Mitchell, C. and B. Woodman, 2006. “New nuclear power: implications for a sustainable energy system”. London: Green Alliance, March.
- Morgenroth, E. and J. Fitz Gerald, 2006. *Ex-ante Evaluation of the Investment Priorities for the National Development Plan (2007-2013)*. Policy Research Series no. 59. Economic and Social Research Institute, Dublin.
- Nakicenovic, N., 2007. World Energy Outlook 2007: CO2 Emissions Pathways Compared to Long-Term CO2 Stabilization Scenarios in the Literature and IPCC AR4, OECD/IEA, Paris. http://www.worldenergyoutlook.org/docs/weo2007/CO2_Scenarios.pdf .
- Nordhaus, W., 2007: To tax or not to tax: alternative approaches to slowing global warming, *Review of Environmental Economics and Policy*, Vol. 1, 26-44
- O’Connor, D., 2006. “Generation Mix – Securing Security of Supply”, presentation to IWEA Annual Conference, Galway 30 March.
- O’Donnell, R., 1998. Ireland's Economic Transformation: Industrial Policy, European Integration and Social Partnership. University of Pittsburg, Working Paper 2.
- OECD, 2008. OECD Environmental Outlook to 2030, OECD, Paris.
- Oscar Faber, 2000. Environmental Impact of Irish Transport Growth and Related Sustainable Policies, Vol. 2: Technical Report, project co-ordinated by Oscar Faber, with Goodbody Research and Economic and Social Research Institute, for the Department of Public Enterprise.
- Parry, I.W.H. and K.J. Small, 2005. “Does Britain or the United States Have the Right Gasoline Tax?”, *American Economic Review* 95 (4) 1276-1298.
- Popp, D., 2002. “Induced Innovation and Energy Prices”, *The American Economic Review*, vol 92, No 1.
- Roberts, S. and J. Thumin, 2006. “A Rough Guide to Individual Carbon Trading: The ideas, the issues and the next steps”. London: Department for Environment Food and Rural Affairs, November.
- Ryan L., F. Convery and S. Ferreira, 2006. “Stimulating the use of biofuels in the European Union: Implications for climate change policy”, *Energy Policy*, vol. 34, 3184–3194.
- Ryan, L. and H. Turton, 2007. Sustainable Automobile Transport : Shaping Climate Change Policy. Cheltenham: Edward Elgar.
- Salmons, R., 2007. The potential for cost-efficient improvements in industrial energy efficiency”, WP 3 in COMETR

Scott, J. and G. Evans, 2007. "Electricity Networks: The Innovation Supply Chain", chapter 2 in D. Helm (ed.) *The New Energy Paradigm*, Oxford University Press, Oxford.

Scott, S. (1997): Household Energy Efficiency in Ireland - A Replication Study of Ownership of Energy Saving Items, *Energy Economics*, vol 19 no. 2, North-Holland/ Elsevier-Science.

Scott, S. and B. Feeney, 1998. "Redirecting transport taxes", Budget Perspectives – Proceedings of a conference held on 27 October 1998, Economic and Social Research Institute.

Scott, S. and J. Eakins, 2004. "Carbon Taxes: Which Households Gain or Lose?", prepared for the Environmental Protection Agency by The Economic and Social Research Institute. Wexford: Environmental Protection Agency.

SEI, 2004. "A Study on Renewable Energy in the New Irish Electricity Market", Sustainable Development Ireland, Dublin. Cork: Sustainable Energy Ireland Energy Policy Statistical Support Unit, June.

Sims, R.E.H., R.N. Schock, A. Adegbululge, J. Fenhann, I. Konstantinaviciute, W. Moomaw, H.B. Nimir, B. Schlamadinger, J. Torres-Martínez, C. Turner, Y. Uchiyama, S.J.V. Vuori, N. Wamukonya, X. Zhang, 2007: "Energy supply". In "Climate Change 2007: Mitigation. Contribution of Working Group III to the Fourth Assessment Report of the Intergovernmental Panel on Climate Change.

Sorrell, S., E. O'Malley, J. Schleich and S. Scott, 2004. *The Economics of Energy Efficiency: barriers to cost-effective investment*, Edward Elgar, Cheltenham.

Stavins, R., 1997. "Policy Instruments for Climate Change: How Can National Governments Address a Global Problem?," Discussion Papers dp-97-11, Resources For the Future.

Stiglitz, 2006. "A new agenda for global warming", *Economists' Voice*, www.bepress.com/ev, July.

Tol, R., 2008. "Intra-Union Flexibility of Non-ETS Emission Reduction Obligations in the European Union", Economic and Social Research Institute, Working Paper No. 256. September.

Tol, R. S. J., T. Callan, T. Conefrey, J. D. Fitz Gerald, S. Lyons, L. Malaguzzi Valeri and S. Scott, 2008. "A Carbon Tax for Ireland", WP no. 246, Economic and Social Research Institute, Dublin.

US GAO (United States Government Accountability Office), 2008a. Climate Change – Expert Opinion on the Economics of Policy Options to Address Climate Change, GAO-08-605, May.

US GAO (United States Government Accountability Office), 2008b. "Lessons Learned from the European Union's Emissions Trading Scheme and the Kyoto Protocol's Clean Development Mechanism", International Climate Change Programs, November.

Van Beers, C. and J.C.J.M van den Bergh, 1997. "An empirical multi-country analysis of the impact of environmental regulations on foreign trade flows" in *Kyklos*, 50, 29-46.

Veenendaal and Manders, 2008. Border Tax Adjustments and the EU-ETS, a Quantitative Assessment, CPB Document 171, Central Planning Bureau, The Hague.

Waldkirch, A. and M. Gopinath, 2004. Pollution Haven or Hythe? New Evidence from Mexico. NBER Working Paper 8465.

Wara, M. 2007. "Is the Global Carbon Market Working", *Nature*, 445, 595-596.

Weber, C. L. and G. P. Peters, 2009. "Climate change policy and international trade: Policy considerations in the US", *Energy Policy* <http://www.sciencedirect.com/science/journal/03014215> Vol 37, No. 2, February, 432-440

World Bank, 2007. International Trade and Climate Change. World Bank, Washington, DC.

Zhang, Z. X. and A. Baranzini, 2004. "What do we know about carbon taxes? An inquiry into their impacts on competitiveness and distribution of income", *Energy Policy*, Vol. 32, no. 4, March, 507-518

Year	Number	Title/Author(s) ESRI Authors/Co-authors <i>Italicised</i>
2009		
	283	Accounting for Taste: An Examination of Socioeconomic Gradients in Attendance at Arts Events <i>Pete Lunn and Elish Kelly</i>
	282	The Economic Impact of Ocean Acidification on Coral Reefs Luke M. Brander, Katrin Rehdanz, <i>Richard S.J. Tol</i> , and Pieter J.H. van Beukering
	281	Assessing the impact of biodiversity on tourism flows: A model for tourist behaviour and its policy implications Giulia Macagno, Maria Loureiro, Paulo A.L.D. Nunes and <i>Richard S.J. Tol</i>
	280	Advertising to boost energy efficiency: the Power of One campaign and natural gas consumption <i>Seán Diffney, Seán Lyons and Laura Malaguzzi Valeri</i>
	279	International Transmission of Business Cycles Between Ireland and its Trading Partners <i>Jean Goggin and Iulia Siedschlag</i>
	278	Optimal Global Dynamic Carbon Taxation <i>David Anthoff</i>
	277	Energy Use and Appliance Ownership in Ireland <i>Eimear Leahy and Seán Lyons</i>
	276	Discounting for Climate Change <i>David Anthoff, Richard S.J. Tol and Gary W. Yohe</i>
	275	Projecting the Future Numbers of Migrant Workers in the Health and Social Care Sectors in Ireland <i>Alan Barrett and Anna Rust</i>
	274	Economic Costs of Extratropical Storms under Climate Change: An application of FUND Daiju Narita, <i>Richard S.J. Tol, David Anthoff</i>
	273	The Macro-Economic Impact of Changing the Rate of Corporation Tax <i>Thomas Conefrey and John D. Fitz Gerald</i>
	272	The Games We Used to Play An Application of Survival Analysis to the Sporting Life-course <i>Pete Lunn</i>

- 271 Exploring the Economic Geography of Ireland
Edgar Morgenroth
- 270 Benchmarking, Social Partnership and Higher Remuneration: Wage Settling Institutions and the Public-Private Sector Wage Gap in Ireland
Elish Kelly, Seamus McGuinness, Philip O'Connell
- 269 A Dynamic Analysis of Household Car Ownership in Ireland
Anne Nolan
- 268 The Determinants of Mode of Transport to Work in the Greater Dublin Area
Nicola Commins and Anne Nolan
- 267 Resonances from *Economic Development* for Current Economic Policymaking
Frances Ruane
- 266 The Impact of Wage Bargaining Regime on Firm-Level Competitiveness and Wage Inequality: The Case of Ireland
Seamus McGuinness, Elish Kelly and Philip O'Connell
- 265 Poverty in Ireland in Comparative European Perspective
Christopher T. Whelan and Bertrand Maitre
- 264 A Hedonic Analysis of the Value of Rail Transport in the Greater Dublin Area
Karen Mayor, Seán Lyons, David Duffy and Richard S.J. Tol
- 263 Comparing Poverty Indicators in an Enlarged EU
Christopher T. Whelan and Bertrand Maitre
- 262 Fuel Poverty in Ireland: Extent, Affected Groups and Policy Issues
Sue Scott, Seán Lyons, Claire Keane, Donal McCarthy and Richard S.J. Tol
- 261 The Misperception of Inflation by Irish Consumers
David Duffy and Pete Lunn
- 260 The Direct Impact of Climate Change on Regional Labour Productivity
Tord Kjellstrom, R Sari Kovats, Simon J. Lloyd, Tom Holt, *Richard S.J. Tol*
- 259 Damage Costs of Climate Change through Intensification of Tropical Cyclone Activities:

- An Application of FUND
Daiju Narita, *Richard S. J. Tol* and *David Anthoff*
- 258 Are Over-educated People Insiders or Outsiders?
A Case of Job Search Methods and Over-education in
UK
Aleksander Kucel, Delma Byrne
- 257 Metrics for Aggregating the Climate Effect of Different
Emissions: A Unifying Framework
Richard S.J. Tol, Terje K. Berntsen, Brian C. O'Neill,
Jan S. Fuglestvedt, Keith P. Shine, Yves Balkanski and
Laszlo Makra
- 256 Intra-Union Flexibility of Non-ETS Emission Reduction
Obligations in the European Union
Richard S.J. Tol
- 255 The Economic Impact of Climate Change
Richard S.J. Tol
- 254 Measuring International Inequity Aversion
Richard S.J. Tol
- 253 Using a Census to Assess the Reliability of a National
Household Survey for Migration Research: The Case
of Ireland
Alan Barrett and Elish Kelly
- 252 Risk Aversion, Time Preference, and the Social Cost of
Carbon
David Anthoff, Richard S.J. Tol and Gary W. Yohe
- 251 The Impact of a Carbon Tax on Economic Growth and
Carbon Dioxide Emissions in Ireland
Thomas Conefrey, John D. Fitz Gerald, Laura
Malaguzzi Valeri and Richard S.J. Tol
- 250 The Distributional Implications of a Carbon Tax in
Ireland
Tim Callan, Sean Lyons, Susan Scott, Richard S.J. Tol
and Stefano Verde
- 249 Measuring Material Deprivation in the Enlarged EU
Christopher T. Whelan, Brian Nolan and Bertrand
Maitre
- 248 Marginal Abatement Costs on Carbon-Dioxide
Emissions: A Meta-Analysis
Onno Kuik, Luke Brander and Richard S.J. Tol
- 247 Incorporating GHG Emission Costs in the Economic
Appraisal of Projects Supported by State Development
Agencies

Richard S.J. Tol and Seán Lyons

- 246 A Carton Tax for Ireland
Richard S.J. Tol, Tim Callan, Thomas Conefrey, John D. Fitz Gerald, Seán Lyons, Laura Malaguzzi Valeri and Susan Scott
- 245 Non-cash Benefits and the Distribution of Economic Welfare
Tim Callan and Claire Keane
- 244 Scenarios of Carbon Dioxide Emissions from Aviation
Karen Mayor and Richard S.J. Tol
- 243 The Effect of the Euro on Export Patterns: Empirical Evidence from Industry Data
Gavin Murphy and Iulia Siedschlag
- 242 The Economic Returns to Field of Study and Competencies Among Higher Education Graduates in Ireland
Elish Kelly, Philip O'Connell and Emer Smyth
- 241 European Climate Policy and Aviation Emissions
Karen Mayor and Richard S.J. Tol
- 240 Aviation and the Environment in the Context of the EU-US Open Skies Agreement
Karen Mayor and Richard S.J. Tol
- 239 Yuppie Kvetch? Work-life Conflict and Social Class in Western Europe
Frances McGinnity and Emma Calvert
- 238 Immigrants and Welfare Programmes: Exploring the Interactions between Immigrant Characteristics, Immigrant Welfare Dependence and Welfare Policy
Alan Barrett and Yvonne McCarthy
- 237 How Local is Hospital Treatment? An Exploratory Analysis of Public/Private Variation in Location of Treatment in Irish Acute Public Hospitals
Jacqueline O'Reilly and Miriam M. Wiley
- 236 The Immigrant Earnings Disadvantage Across the Earnings and Skills Distributions: The Case of Immigrants from the EU's New Member States in Ireland
Alan Barrett, Seamus McGuinness and Martin O'Brien
- 235 Europeanisation of Inequality and European Reference Groups
Christopher T. Whelan and Bertrand Maitre
- 234 Managing Capital Flows: Experiences from Central

- and Eastern Europe
 Jürgen von Hagen and *Iulia Siedschlag*
- 233 ICT Diffusion, Innovation Systems, Globalisation and Regional Economic Dynamics: Theory and Empirical Evidence
 Charlie Karlsson, Gunther Maier, Michaela Trippel, *Iulia Siedschlag*, Robert Owen and *Gavin Murphy*
- 232 Welfare and Competition Effects of Electricity Interconnection between Great Britain and Ireland
Laura Malaguzzi Valeri
- 231 Is FDI into China Crowding Out the FDI into the European Union?
 Laura Resmini and *Iulia Siedschlag*
- 230 Estimating the Economic Cost of Disability in Ireland
 John Cullinan, Brenda Gannon and *Seán Lyons*
- 229 Controlling the Cost of Controlling the Climate: The Irish Government's Climate Change Strategy
 Colm McCarthy, *Sue Scott*
- 228 The Impact of Climate Change on the Balanced-Growth-Equivalent: An Application of *FUND*
David Anthoff, Richard S.J. Tol
- 227 Changing Returns to Education During a Boom? The Case of Ireland
Seamus McGuinness, Frances McGinnity, Philip O'Connell
- 226 'New' and 'Old' Social Risks: Life Cycle and Social Class Perspectives on Social Exclusion in Ireland
Christopher T. Whelan and Bertrand Maître
- 225 The Climate Preferences of Irish Tourists by Purpose of Travel
Seán Lyons, Karen Mayor and Richard S.J. Tol
- 224 A Hirsch Measure for the Quality of Research Supervision, and an Illustration with Trade Economists
Frances P. Ruane and Richard S.J. Tol
- 223 Environmental Accounts for the Republic of Ireland: 1990-2005
Seán Lyons, Karen Mayor and Richard S.J. Tol
- 2007** 222 Assessing Vulnerability of Selected Sectors under Environmental Tax Reform: The issue of pricing power
J. Fitz Gerald, M. Keeney and S. Scott

- 221 Climate Policy Versus Development Aid
Richard S.J. Tol
- 220 Exports and Productivity – Comparable Evidence for 14 Countries
The International Study Group on Exports and Productivity
- 219 Energy-Using Appliances and Energy-Saving Features: Determinants of Ownership in Ireland
Joe O'Doherty, *Seán Lyons* and *Richard S.J. Tol*
- 218 The Public/Private Mix in Irish Acute Public Hospitals: Trends and Implications
Jacqueline O'Reilly and *Miriam M. Wiley*
- 217 Regret About the Timing of First Sexual Intercourse: The Role of Age and Context
Richard Layte, Hannah McGee
- 216 Determinants of Water Connection Type and Ownership of Water-Using Appliances in Ireland
Joe O'Doherty, *Seán Lyons* and *Richard S.J. Tol*
- 215 Unemployment – Stage or Stigma?
Being Unemployed During an Economic Boom
Emer Smyth
- 214 The Value of Lost Load
Richard S.J. Tol
- 213 Adolescents' Educational Attainment and School Experiences in Contemporary Ireland
Merike Darmody, *Selina McCoy*, *Emer Smyth*
- 212 Acting Up or Opting Out? Truancy in Irish Secondary Schools
Merike Darmody, *Emer Smyth* and *Selina McCoy*
- 211 Where do MNEs Expand Production: Location Choices of the Pharmaceutical Industry in Europe after 1992
Frances P. Ruane, Xiaoheng Zhang
- 210 Holiday Destinations: Understanding the Travel Choices of Irish Tourists
Seán Lyons, *Karen Mayor* and *Richard S.J. Tol*
- 209 The Effectiveness of Competition Policy and the Price-Cost Margin: Evidence from Panel Data
Patrick McCloughan, *Seán Lyons* and William Batt
- 208 Tax Structure and Female Labour Market Participation: Evidence from Ireland

Tim Callan, A. Van Soest, J.R. Walsh

207

Distributional Effects of Public Education Transfers in
Seven European Countries

Tim Callan, Tim Smeeding and Panos Tsakloglou